APPENDIX G

Structural Design of Shaft Plugs

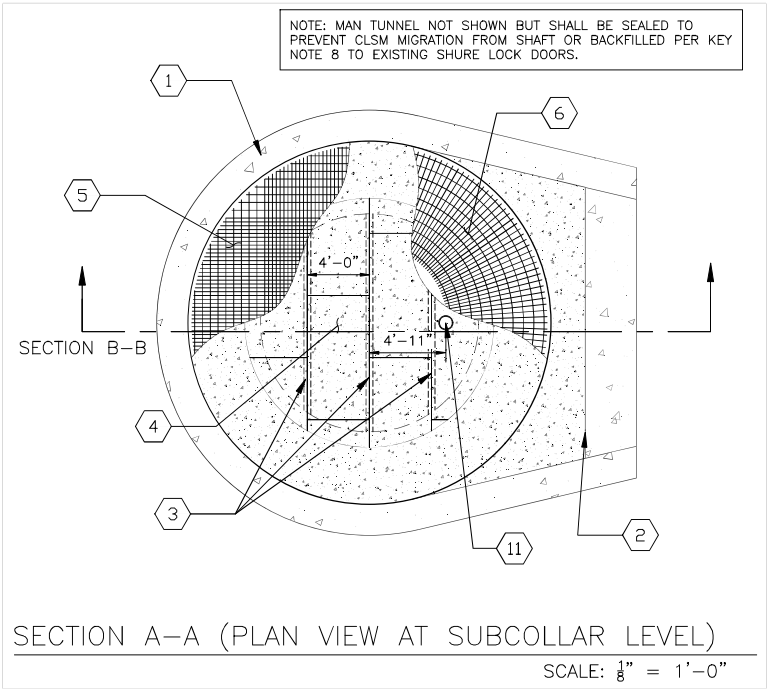

SECTION A-A (PLAN VIEW AT SUBCOLLAR LEVEL)

SCALE: 1/8" = 1'-0"

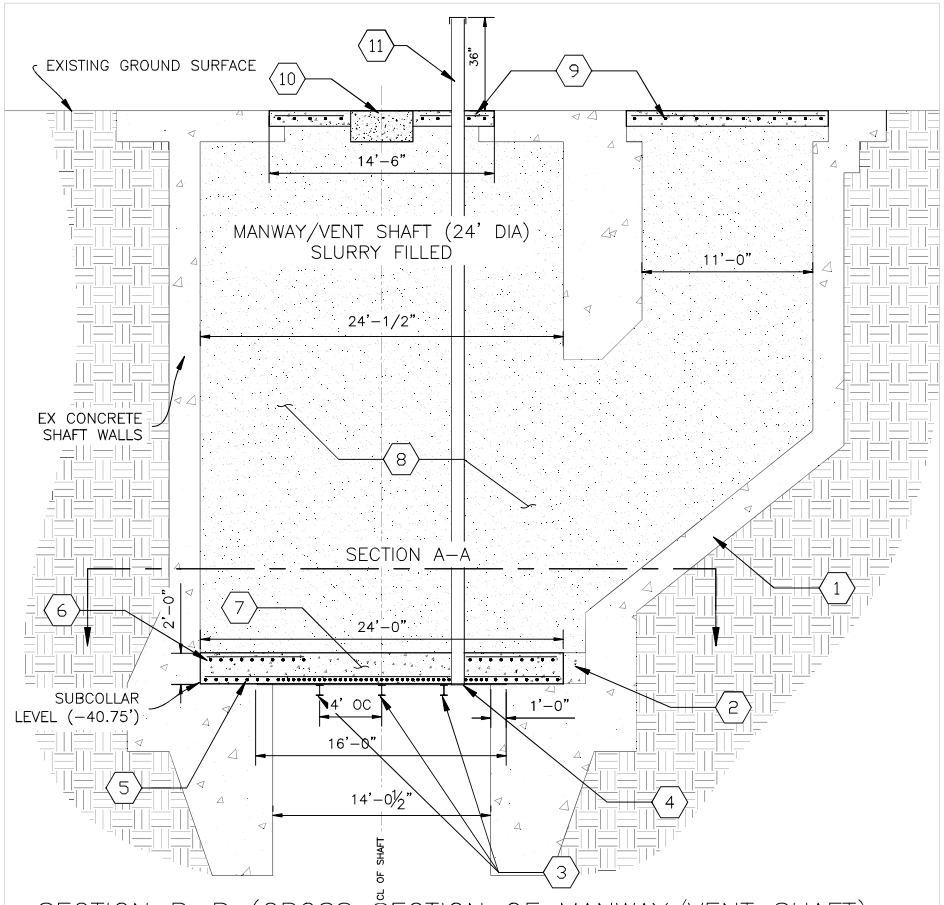

SECTION B-B (CROSS SECTION OF MANWAY/VENT SHAFT)

SCALE: 1/8" = 1'-0"

KEYED NOTES

1. EXISITING REINFORCED CONCRETE SHAFT WALLS. PROTECT IN PLACE EXCEPT WHERE NOTED
2. EXISTING CONCRETE SHELF WALL TO ACT AS EDGE FORM. NEW SLAB CONCRETE TO EXTEND TO THIS POINT, BUT REINFORCEMENT NOT NECESSARY BEYOND LIMITS SHOWN.
3. W8X21 STEEL BEAMS SPACED 4'-0" OC SUPPORTING STEEL PLATING. BEAMS TO BE SUPPORTED AT ENDS WITH POST INSTALLED ANCHORS ATTACHED TO GUSSET PLATES
4. 3/4" STEEL PLATES TO SUPPORT CONCRETE SLAB. WELD PLATES TO STRINGERS AND AT UNSUPPORTED SEAMS. EDGES TO BE SUPPORTED BY MIN 12" OF EXISTING SHAFT COLLAR
5. BOTTOM MAT OF SLAB REINFORCEMENT. #8 @ 3" OC EACH WAY OVER CENTER 1/3 OF SLAB. #8 @ 6" OC EACH WAY OVER OUTER THIRDS. ALL BARS TO BE EPOXY COATED
6. TOP MAT OF SLAB REINFORCEMENT AT OUTER THIRD OF SLAB. #8 @ 2 DEGREES RADIALLY. #8 CIRCLES CONCENTRICALLY SPACED @ 8". ALL BARS TO BE EPOXY COATED
7. 4500 PSI HEAVY WEIGHT CONCRETE @ 24" DEPTH. TEST CONCRETE AT 7, 14, & 28 DAYS FOR STRENGTH. DO NOT BACKFILL UNTIL DESIGN STRENGTH IS ACHIEVED
8. CONTROLLED LOW STRENGTH MATERIAL (CLSM) SLURRY BACKFILL TO BE PLACED AFTER 28 DAY DESIGN STRENGTH IS ACHIEVED ON CONCRETE SLAB
9. LIGHTWEIGHT 2500 PSI CONCRETE SLAB AT MANWAY AND VENT SHAFT SURFACE ENTRANCES. 12" MIN DEPTH WITH #4 @ 12" OC EW.
10. PRECAST CONCRETE CAP WITH MARKER. 4' X 4' X 2' DEEP. INSCRIBED USING 4" LETTER EMBEDDED STATING: "MOUNT TAYLOR MINE MANWAY/VENT SHAFT, CLOSED [DATE]"
11. 10" SCH 40 STEEL PIPE TO SERVE AS SAMPLING WELL. WELD PIPE TO CIRCULAR HOLE CUT INTO STEEL PLATE. CAP TOP OF WELL WITH ROYER LOCKING WELL CAP OR EQUAL.

MANWAY SHAFT MATERIAL QUANTITIES

ITEM	QTY	UNIT
#8 EPOXY COATED REBAR-BOTTOM MAT	2894	FT
#8 EPOXY COATED REBAR-TOP MAT	1715	FT
4500 PSI CONCRETE	34	CY
3000 PSI LIGHTWEIGHT CONCRETE	11	CY
3/4" STEEL PLATE	204	SF
W8X21 STEEL BEAMS	38	LF
CLSM SLURRY BACKFILL	660	CY

GENERAL NOTES:

1. THIS PLAN IS INTENDED TO REPLACE DRAWING NO MT13-CL-05 IN THE PREVIOUSLY APPROVED 'MOUNT TAYLOR MINE CLOSEOUT/CLOSURE PLAN' DEVELOPED BY ALAN KUHN ASSOCIATES LLC, DATED 12-17-13.
2. REMOVE AND DROP ALL EQUIPMENT, FITTINGS, AND UTILITIES BETWEEN COLLAR AND SUB COLLAR LEVEL PRIOR TO CONSTRUCTION
3. ALL SLURRY BACKFILL TO INCLUDE SOIL, PORTLAND CEMENT, AND FLY ASH. MINIMUM COMPRESSIVE STRENGTH OF 75 PSI
4. ALL REINFORCING STEEL TO BE GRADE 60, EPOXY COATED REBAR
5. ALL WELDS TO BE 1/4" , 2" LONG, SPACED 6" APART
6. ARRANGEMENT OF STEEL SUPPORT MAY BE ROTATED AS NECESSARY
7. STEEL PLATES MAY BE SQUARED OFF PROVIDED A MINIMUM SUPPORT OF 12" OVER COLLAR
8. ALL EDGES AND JOINTS OF STEEL SUPPORT STRUCTURE TO BE SEALED TO ENSURE UNCURED CONCRETE CANNOT LEAK
9. PLACEMENT OF CONCRETE TO ADHERE TO ACI CODES, VIBRATED IN PLACE TO ENSURE NO VOIDS ARE PRESENT
10. REBAR LAYOUT AND STEEL BEAM CONNECTION DETAILS TO BE PROVIDED WITH ISSUE FOR CONSTRUCTION (IFC) PLAN REVISIONS

REV:	DESCRIPTION:	BY:	DATE:
0	FOR CLOSURE PLAN	JJL	4/6/22

STATUS: NOT FOR CONSTRUCTION

CRITICAL VIEW ENGINEERING
PO BOX 90073
ALBUQUERQUE, NM 87199
(505) 321-5917

CLIENT: RIO GRANDE RESOURCES INC
GRANTS, NM 87020

ARCHITECT:

PROJECT: RIO GRANDE RESOURCES INC MOUNT TAYLOR MINE

TITLE: RC SLAB SHAFT CLOSURE MANWAY/VENT

SCALE AT A3:	DATE:	DRAWN:	CHECKED:
NTS	4/6/22	JJL	JJL
PROJECT NO:	DRAWING NO:		REVISION:
22-003	C/100		0

NOTE: MAINTENANCE ENTRANCE FROM TUNNEL TO SHAFT NOT SHOWN. CONNECTION TO BE SEALED TO ELIMINATE CLSM MIGRATION INTO TUNNEL.

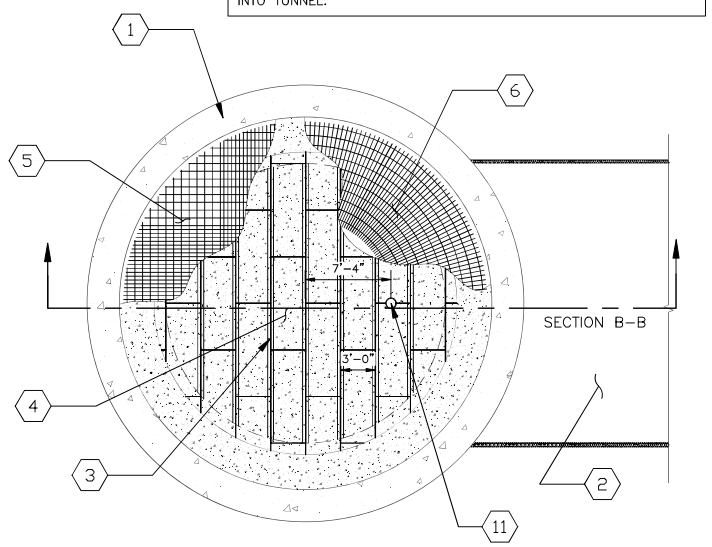

SECTION A-A (PLAN VIEW AT SUBCOLLAR LEVEL)

SCALE: $\frac{3}{32}$" = 1'-0"

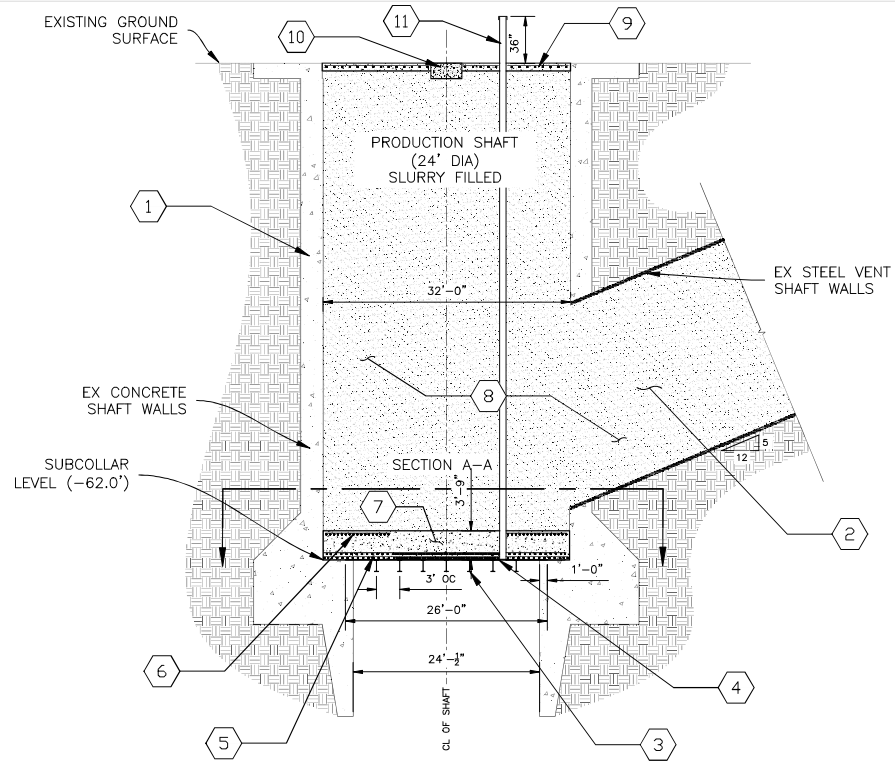

SECTION B-B (CROSS SECTION OF PRODUCTION SHAFT)

SCALE: $\frac{1}{16}$" = 1'-0"

KEYED NOTES

1. EXISITING REINFORCED CONCRETE SHAFT WALLS. PROTECT IN PLACE EXCEPT WHERE NOTED
2. EXISTING 24' DIA STEEL VENTILATION TUNNEL. FILL WITH CLSM PER KEY NOTE 8. CAP WITH LIGHTWEIGHT CONCRETE SLAB AND PRECAST MARKER PER KEY NOTES 9 & 10.
3. W18X40 STEEL BEAMS SPACED 3'-0" OC SUPPORTING STEEL PLATING. BEAMS TO BE SUPPORTED AT ENDS WITH POST INSTALLED ANCHORS ATTACHED TO GUSSET PLATES
4. 1" STEEL PLATES TO SUPPORT CONCRETE SLAB. WELD PLATES TO STRINGERS AND AT UNSUPPORTED SEAMS. EDGES TO BE SUPPORTED BY MIN 12" OF EXISTING SHAFT COLLAR
5. DOUBLE BOTTOM MAT OF SLAB REINFORCEMENT. #9 @ 4" OC EACH WAY MIDDLE $\frac{1}{3}$ OF SLAB. #9 @ 8" OC EACH WAY AT OUTER THIRDS. ALL BARS TO BE EPOXY COATED
6. TOP MAT OF SLAB REINFORCEMENT AT OUTER THIRD OF SLAB. #9 @ 1.5 DEGREES RADIALLY. #9 CIRCLES CONCENTRICALLY SPACED @ 10". ALL BARS TO BE EPOXY COATED
7. 4500 PSI HEAVY WEIGHT CONCRETE @ 45" DEPTH. TEST CONCRETE AT 7, 14, & 28 DAYS FOR STRENGTH. DO NOT BACKFILL UNTIL DESIGN STRENGTH IS ACHIEVED
8. CONTROLLED LOW STRENGTH MATERIAL (CLSM) SLURRY BACKFILL TO BE PLACED AFTER 28 DAY DESIGN STRENGTH IS ACHIEVED ON CONCRETE SLAB
9. LIGHTWEIGHT 2500 PSI CONCRETE SLAB AT PRODUCTION AND VENT SHAFT SURFACE ENTRANCES. 12" MIN DEPTH WITH #4 @ 12" OC EW.
10. PRECAST CONCRETE CAP WITH MARKER. 4' X 4' X 2' DEEP. INSCRIBED USING 4" LETTER EMBEDDED STATING: "MOUNT TAYLOR MINE PRODUCTION/VENT SHAFT, CLOSED [DATE]"
11. 10" SCH 40 STEEL PIPE TO SERVE AS SAMPLING WELL. WELD PIPE TO CIRCULAR HOLE CUT INTO STEEL PLATE. CAP TOP OF WELL WITH ROYER LOCKING WELL CAP OR EQUAL.

PRODUCTION SHAFT MATERIAL QUANTITIES

ITEM	QTY	UNIT
#9 EPOXY COATED REBAR-BOTTOM MATS	7144	FT
#9 EPOXY COATED REBAR-TOP MAT	2713	FT
4500 PSI CONCRETE	110	CY
3000 PSI LIGHTWEIGHT CONCRETE	29	CY
1" STEEL PLATE	531	SF
W18X40 STEEL BEAMS	146	LF
CLSM SLURRY BACKFILL	3666	CY

GENERAL NOTES:

1. THIS PLAN IS INTENDED TO REPLACE DRAWING NO MT13-CL-06 IN THE PREVIOUSLY APPROVED 'MOUNT TAYLOR MINE CLOSEOUT/CLOSURE PLAN' DEVELOPED BY ALAN KUHN ASSOCIATES LLC, DATED 12-17-13.
2. REMOVE AND DROP ALL EQUIPMENT, FITTINGS, AND UTILITIES BETWEEN COLLAR AND SUB COLLAR LEVEL PRIOR TO CONSTRUCTION
3. ALL SLURRY BACKFILL TO INCLUDE SOIL, PORTLAND CEMENT, AND FLY ASH. MINIMUM COMPRESSIVE STRENGTH OF 75 PSI
4. ALL REINFORCING STEEL TO BE GRADE 60, EPOXY COATED REBAR
5. ALL WELDS TO BE $\frac{1}{4}$" , 2" LONG, SPACED 6" APART
6. ARRANGEMENT OF STEEL SUPPORT MAY BE ROTATED AS NECESSARY
7. STEEL PLATES MAY BE SQUARED OFF PROVIDED A MINIMUM SUPPORT OF 12" OVER COLLAR
8. ALL EDGES AND JOINTS OF STEEL SUPPORT STRUCTURE TO BE SEALED TO ENSURE UNCURED CONCRETE CANNOT LEAK
9. PLACEMENT OF CONCRETE TO ADHERE TO ACI CODES, VIBRATED IN PLACE TO ENSURE NO VOIDS ARE PRESENT
10. REBAR LAYOUT AND STEEL BEAM CONNECTION DETAILS TO BE PROVIDED WITH ISSUE FOR CONSTRUCTION (IFC) PLAN REVISIONS

REV:	DESCRIPTION:	BY:	DATE:
0	FOR CLOSURE PLAN	JJL	4/6/22

STATUS: NOT FOR CONSTRUCTION

CRITICAL VIEW ENGINEERING
PO BOX 90073
ALBUQUERQUE, NM 87199
(505) 321-5917

CLIENT: RIO GRANDE RESOURCES INC
GRANTS, NM 87020

ARCHITECT:

PROJECT: RIO GRANDE RESOURCES INC MOUNT TAYLOR MINE

TITLE: RC SLAB SHAFT CLOSURE PRODUCTION/VENT SHAFT

SCALE AT A3:	DATE:	DRAWN:	CHECKED:
NTS	4/6/22	JJL	JJL
PROJECT NO:	DRAWING NO:		REVISION:
22-003	C/200		0

APPENDIX H

Post-Closure Monitoring Plan

Post Closure Monitoring Plan

Mt. Taylor Mine

Discharge Permit DP-61

Prepared for:

Rio Grande Resources

P.O. Box 1150

Grants, NM 87020

Prepared by:

Engineering Analytics, Inc.

1600 Specht Point Road, Suite 209
Fort Collins, CO 80525
(970) 488-3111

Project No. 111360

June 30, 2025

TABLE OF CONTENTS

1.0 INTRODUCTION 4
1.1 Facility Description 4
1.2 Purpose of the Post-Closure Plan 4
1.3 Post-Closure Timeframe 4
1.4 Post-Mining Land Use 5
1.5 Regulatory Drivers for Post-Closure Monitoring 5
2.0 POST-CLOSURE MONITORING AND MAINTENANCE 6
2.1 Vegetation Monitoring 6
2.1.1 Vegetation Monitoring Frequency 6
2.1.2 Vegetation Monitoring Reporting 6
2.2 Stormwater and Erosion Monitoring 6
2.2.1 Stormwater and Erosion Monitoring Frequency 7
2.3 Radiation Monitoring 7
2.3.1 Radiation Monitoring Frequency 8
2.3.2 Radiation Monitoring Reporting 8
2.4 Evaporation Pond Leak Detection 8
2.4.1 Evaporation Pond Leak Detection Monitoring Frequency 8
2.4.2 Evapotation Pond Leak Detection Monitoring Reporting 8
2.5 Meteorological Monitoring 8
2.5.1 Meteorological Monitoring Frequency 9
2.5.2 Meteorological Monitoring Reporting 9
2.6 Groundwater Monitoring 9
2.6.1 Monitoring Network 10
2.6.2 Water Quality Sampling and Frequency 12
2.6.3 Sampling Methodology 12
2.6.4 Groundwater Monitoring Reporting 13
2.7 Reporting 13

LIST OF TABLES

Table 1 Vegetation, Stormwater and Erosion, Radiation, and Meteorological Monitoring Frequency

Table 2 Point of Compliance Wells Monitoring Frequency

Table 3 Point of Compliance Wells Monitoring Parameter List, Analytical Methods, and Quantification Limits

LIST OF FIGURES

Figure 1 Site Topography, Facilities, and Well Location Map

Figure 2 Point of Compliance Well Monitoring Locations

1.0 INTRODUCTION

This Mt. Taylor Mine Post-Closure Monitoring Plan (PCMP) was originally prepared by NV5, Inc. in conjunction with Rio Grande Resources Corporation (RGR) in August 2021 (NV5), in accordance with Discharge Permit DP-61 (DP-61). Engineering Analytics has updated this PCMP at the request of New Mexico Environment Department and Rio Grande Resources.

1.1 Facility Description

Mt. Taylor Mine, an underground uranium mine located in San Mateo, New Mexico and is owned and managed by RGR. Figure 1 shows the location of Mt. Taylor Mine. The Mt. Taylor Mine previously operated from 1979 to 1982 and from 1985 to 1990 before being placed on standby status in 1990. The mine reactivated in December 2017 until December 2019 and concurrent reclamation occurred during that time. Closure activities began in 2020. During prior conventional underground mining operations by room-and-pillar mining methods, approximately 675,000 tons of uranium ore and 698,000 tons of waste rock were extracted from the Westwater Canyon Member of the Morrison Formation. Existing subsurface facilities at Mt. Taylor Mine include a 24-foot diameter production shaft and connected ventilation exhaust tower and a 14-foot diameter manway shaft, which provided access to underground workings at depths of between 3,100 and 3,200 feet below the ground surface.

Existing facilities include the Waste Rock Pile (WRP) and Disposal Cell (DC) (comprising 11.5 acres), two storm water run-off retention ponds (comprising 0.9 and 1.45 acres respectively) and associated diversion ditches and channels, two geosynthetic lined water evaporation ponds, a septic tank and leach field, and surface support facilities (93 acres). County Road NM -334 bisects the Mt. Taylor Mine and provides public access to the Cibola National Forest. Currently, the Mt Taylor Mine facilities occupy approximately 286 acres in total. Figure 1 shows the facilities of the mine as of March 2025. In addition, a future expanded disposal cell is planned that will cover an estimated 25 acres.

1.2 Purpose of the Post-Closure Monitoring Plan

The purpose of this PCMP is to summarize the monitoring and management activities that RGR will perform as part of the Mt. Taylor Mine closure. Post-closure monitoring will be conducted at Mt. Taylor Mine via sensors, telemetry, field work, and sample collection and analysis. These PCMP is proposed to satisfy regulatory requirements, to ensure the integrity of cover over the DC and WRP, to sufficiently forewarn management and regulators of the need for mitigating actions and to record the utility of such actions, and to provide data for routine maintenance of abatement/corrective action systems. Review of the monitoring data for maintenance of the abatement/corrective action systems is an iterative process that will ultimately dictate which monitoring data should continue to be collected and which monitoring data are no longer required.

1.3 Post-Closure Timeframe

The closeout and closure activities initiated in January 2020 are in accordance with the approved Mt. Taylor Mine Closeout/Closure Plan (Alan Kuhn and Assoc., 2013) alongside the submitted, yet pending approval, Closeout/Closure Plan (CCP) from June 2022 22-1. This PCMP will need

to be updated once the 22-1 CCP is approved. Some reclamation activities were concurrent with the reactivation operations from 2018 through 2019. These activities are described in DP-61 Renewal and Modification (NMED, 2015). The remaining closeout/closure activities are scheduled to be complete after the approval and construction of the expanded disposal cell and final approval of the permit revision 22-1. It is anticipated that the disposal cell will be approved in Q1 2026 with the disposal cell construction completed and ready to receive waste in 2027. The remaining closeout/closure activated will be complete before the end of 2031, RGR anticipates that all closeout/closure activities will be complete, and revegetation deemed successful within the subsequent 12-year period (2031-2043). This post-closure monitoring plan describes activities from 2044-2131.

1.4 Post-Mining Land Use

The designated post-mining land use (PMLU) is grazing and commercial per 22-1 CCP. Closeout/closure activities will remediate operational surface impacts that are present within the project area and restore disturbed areas to a livestock-grazing habitat.

The commercial PMLU facilities will include the guard shack/office, service building, hoist house, electrical building, utility tunnels, septic system, and a network of monitoring and abatement wells and systems. Water wells for ongoing and future site use will also remain.

1.5 Regulatory Drivers for Post-Closure Monitoring

Monitoring is used to ensure compliance with permit terms and regulatory requirements. RGR has committed to monitoring intervals adequate to characterize the medium being monitored, as well as to provide information in a timely manner to notify authorities and take necessary corrective actions. Applicable regulatory drivers for post- closure monitoring include:

- New Mexico Mining Act (69-36-11B.(4); New Mexico Mining Act, NMSA 1978, §69-36-1, et seq.(Repl. Pamp. 1993);
- New Mexico Mining Act Rules Title 19, Chapter 10, Parts 1 through 14 NMAC
- New Mexico Water Quality Act (WQA), NMSA 1978 §§ 74-6-1 through 74-6-17
- New Mexico Water Quality Control Commission (WQCC) Regulations, 20.6.2 NMAC
- New Mexico Mine Permit No. CI002RE
- NMED Radiation Control Bureau (RCB) 20.3 NMAC
- NPDES Multi Sector General Stormwater Permit #NMR05J02B

2.0 POST-CLOSURE MONITORING AND MAINTENANCE

Monitoring activities during the post-closure period are based on applicable regulatory drivers and data needs. These activities include:

1. Vegetation monitoring;
2. Stormwater and erosion monitoring
3. Radiation monitoring;
4. Pond leak detection monitoring;
5. Meteorological monitoring; and
6. Groundwater monitoring.

2.1 Vegetation Monitoring

Vegetation monitoring will be conducted according to the requirements established in the Mine Permit CI002RE, Rev 22-1 Appendix F for reseeded and revegetated areas, if needed during the post closure period. Monitoring will consist of visual inspections of vegetation of all the reseeded and revegetated areas. Maintenance will be performed on an as-needed basis. Monitoring and maintenance will be recorded after each event. Continued success of the revegetation is assessed by comparing the percent ground cover, species diversity, and shrub density of the reclaimed area to the reference area.

2.1.1 Vegetation Monitoring Frequency

Vegetation monitoring will occur according to the following schedule and as listed in Table 1:

- Once every 3 years for years 13-30; and
- None for years 31-100.

RGR expects that vegetation will be fully established after 30 years and that no further monitoring of the facility is needed.

2.1.2 Vegetation Monitoring Reporting

Vegetation monitoring data will be reported in the annual Post-Closure Monitoring Report.

2.2 Stormwater and Erosion Monitoring

The purpose of erosion monitoring of the DC, WRP, South Storm Water Pond (SSWP), facilities, and roads is to maintain the integrity and effectiveness of the disposal cell cover and stormwater retention or diversion measures.

As long as the NPDES Multi Sector General Stormwater Permit #NMR05J02B is active; RGR will continue to monitor stormwater discharges, as required and operate in accordance with the Mt. Taylor Mine Stormwater Pollution Prevention Plan. RGR will inspect the entire length of all storm- and surface-water diversion channels, outfalls, the SSWP, and all associated structures for physical evidence of erosion and other damage that may compromise the integrity of the stormwater management system.

Monitoring of the DC/WRP includes conducting best management practices (BMPs) that include conducting inspections and making repairs to the cover as necessary to correct the effects of settling, and erosion, or other events. Maintenance will prevent run-on and runoff from eroding or otherwise damaging the final cover.

Maintenance will involve repairing eroded areas by replacing lost soil material and reseeding. RGR considers any rill exceeding 6 inches of depth to be significant and requires soil replacement. Repairs will entail adding soil (in six-inch lifts and compacted) to the cover of the DC. Lesser erosion will be addressed by regrading. Additional erosion control BMP's will be added where needed. These will include berms, silt fences, erosion blankets, hay bales and other water flow controls to minimize soil loss until vegetation becomes established.

Visual inspections of the ground surface will be carried out to monitor the physical stability of the DC, WRP, and other reclaimed areas. Findings of the visual inspection and changes of the ground surface will be evaluated using professional judgement, informed by comparison to the closure criteria. This information will be used to generate a professional assessment of the physical stability of the DC and WRP. Exceedances of the monitoring criteria will trigger geotechnical review and may or may not require corrective actions based on site-specific conditions. This may include a change in the frequency of monitoring.

2.2.1 Stormwater and Erosion Monitoring Frequency

Stormwater and erosion monitoring will occur according to the following schedule and as listed in Table 1:

- Quarterly while NPDES Multi Sector General Stormwater Permit #NMR05J02B for years 13-30
- Annually for years 31-100 after a one-inch rainfall in a 24-hour period.

The SSWP will be monitored for water quality once every four years through Year 30 and once every fifteen years thereafter. The sampling event will coincide with the groundwater-monitoring event. Continued monitoring of the SSWP will confirm that stormwater is not contaminated with uranium or radium.

2.3 Radiation Monitoring

The purpose of radiation monitoring of the DC is to measure radon flux and gamma radiation emissions for evaluating the effectiveness and integrity of the cover. Facilities retained for the commercial PMLU will also be included in the monitoring to ensure radiation levels do not exceed criteria for unrestricted use. Monitoring will be performed by a qualified radiation professional.

Radiation monitoring (radon flux measurements and gamma surveys) will be conducted on the DC after a major repair. A major repair would be an erosional feature on the DC that is greater than 1-foot deep. Repairs will entail adding soil (in six-inch lifts and compacted) to the cover of the DC. Conducting a post-repair radon flux monitoring and a gamma survey will ensure repaired areas do not exceed the permitted standard of 20 $pCi/m^2/sec$.

2.3.1 Radiation Monitoring Frequency

Radon flux monitoring and gamma surveys will occur according to the following schedule and as listed in Table 1:

- After any major repairs to the DC years 13-100.
- Once every five years for PMLU commercial facilities in years 13-100

2.3.2 Radiation Monitoring Reporting

Monitoring and survey results, as well as any mitigation measures required, will be documented after each event. A compilation of monitoring and survey results will be included in the annual Post- Closure Monitoring Report.

2.4 Evaporation Pond Leak Detection

The purpose of monitoring for leaks from evaporation Pond #2 and Pond #3 is to ensure that the pond liners are intact and no fluids are leaking to the ground surface. Monitoring will include visual inspection of liner surfaces to monitor for tears, rips, holes and other defects. RGR will also monitor the pond leak detection and collection systems by recording the depth of water that has collected in the sump of each pond, and calculating the leakage rate, as applicable.

Should the action leakage rate be exceeded, RGR will repair the liners as needed, including pond evacuation, relining and recertification of the repaired liner(s). Should sump pumps fail, they will be replaced. Pond #2 will be maintained in a near-empty state, in reserve for such events. Two feet of clean water will be maintained in Pond 2 to prevent shifting of the liners. Pond #3 will continue to hold all contaminated waters generated from abatement activities. The contaminated waters will be managed by evaporation.

2.4.1 Evaporation Pond Leak Detection Monitoring Frequency

Evaporation pond leak detection monitoring will occur according to the following schedule and as listed in Table 1:

- Annually for years 13-30; and
- No monitoring after year 30.

When the evaporation ponds are no longer needed for reclamation purposes, ponds will be reclaimed, and monitoring will cease.

2.4.2 Evaporation Pond Leak Detection Monitoring Reporting

Leak detection monitoring will be documented after each inspection. Results will be compiled and included in the annual Post-Closure Monitoring Report.

2.5 Meteorological Monitoring

The purpose of the meteorological monitoring is to identify and record weather-related events. This monitoring system will alert RGR personnel of significant precipitation or wind events that may signal a need for a site inspection.

A Davis Instruments 6250 Vantage Vue wireless weather station is installed at the Mt. Taylor Mine site. It is located immediately south of the Guard House building/office. The weather data from the instrument is transmitted through a wireless connection and stored in a datalogger. Data is downloaded, at a minimum, annually to a laptop computer. The daily meteorological data includes precipitation amounts, air temperature, and wind speed and direction.

2.5.1 Meteorological Monitoring Frequency

RGR monitors daily site-specific meteorological conditions. Weather data is recorded hourly and is summarized in daily records. Meteorological monitoring will continue as long as monitoring activities are being performed at the site.

2.5.2 Meteorological Monitoring Reporting

Records of weather data are maintained as part of the project record keeping. Monthly and annual summaries of the weather data will be compiled and included in the annual Post-Closure Monitoring Report.

2.6 Groundwater Monitoring

The purpose of the post-closure groundwater monitoring program is to verify and document that reclamation activities conducted during the mine closeout/closure continue to be protective of the groundwater quality within the multiple aquifers present at the site.

The shallowest occurrence of groundwater beneath the site is within the unconsolidated alluvial sediments, and the siltstones and sandstones of the Menefee Formation (Fm). RGR has operated the Stage 2 Abatement program (Metric 2010) since 2011 to remediate impacts to groundwater quality of the alluvial and Menefee hydrostratigraphic units. RGR maintains a series of recovery wells and alluvial/Menefee aquifer monitoring wells as part of the ongoing abatement. Depth to water in those monitoring wells typically ranges from 35 to 85 feet below ground surface. Some of these shallow monitoring wells will be suitable for post-closure groundwater monitoring. Figure 1 shows the location monitoring and recovery wells including the alluvial/Menefee aquifer monitoring wells.

Prior to the onset of mining, a series of dewatering wells were completed in order to access the ore horizon on the Morrison Westwater Canyon Member and develop the mine. The dewatering wells were installed in phases from shallowest to deepest: eight Phase I wells were completed in the Point Lookout Hosta aquifer, four Phase II wells were completed in the Tres Hermanos and Dakota aquifers, and ten Phase III wells were completed predominantly in the Westwater Canyon aquifer. An additional well was completed in the Point Lookout aquifer for the purpose of potable water supply. Based on measurements collected in 2023-24, the depth to water in the Point Lookout Hosta dewatering wells ranges from 460 to 600 ft bgs. For the Tres Hermanos/Dakota dewatering wells, the depth to water ranges from 614 to 905 ft bgs, and for the Dakota/Westwater Canyon wells, the range is from 725 to 912 ft bgs.

The dewatering wells were installed in the late 1970's. Some of the dewatering wells may not be suited for monitoring purposes because of casing damage, scaling, blockage, sediment fill, or burial. RGR is currently investigating the nature and extent of hydrocarbons that were observed in

three dewatering wells and intends to rehabilitate those wells as part of the investigation. Although the final disposition of the dewatering wells has not been yet determined, some of them may be suitable for Post Closure Monitoring. Figure 1 shows the location of the dewatering wells.

The geology and hydrogeology of these aquifers in the Mt. Taylor Mine area are described in greater detail in New Mexico Environmental Institute (1974). Brod and Stone (1981) and Dam, (1995).

2.6.1 Monitoring Network

Several of the existing shallow groundwater monitoring wells and deep dewatering wells will be used for post-closure groundwater monitoring. Those wells will be designated as point of compliance (POC) monitoring wells. The actual POC wells to be monitored may differ than described below, depending upon the state of remediation at the projected end of mine closeout/closure activities in 2039 and the condition and suitability of the wells at that time.

2.6.1.1 Alluvial and Menefee Hydrostratigraphic Units

Alluvial and Menefee groundwater was adversely affected by a former sewage lagoon, waste rock pile, and other mining activities. Alluvial and Menefee are unconfined to semi-confined groundwater systems that yield small amounts of water in the local area. Water levels vary from 35 to 80 feet below ground surface (ft bgs) in these units. The alluvial sediments vary from 0 to 65 feet thick at the site. The Menefee is approximately 770 feet below this and comprised of interbedded shales, claystones and sandstones which provide a confining layer to the underlying Point Lookout. The groundwater hydraulic gradient is to the west-northwest, Wells WP-5, MW-5, MW-11A, and MW-1M are the proposed POC wells for the alluvial and Menefee hydrostratigraphic units. The designated POC wells for the alluvial and Menefee units will be monitored during the post-closure period. The location of these POC wells is shown on Figure 2.

2.6.1.2 Point Lookout Aquifer

The Point Lookout Sandstone and Lower Hosta Tongue form a hydraulically connected confined aquifer system in the area referred to as the Point Lookout aquifer. The Point Lookout Sandstone through Lower Hosta Tongue interval is approximated 200 to 220 feet thick within the Phase I dewatering wells and is encountered between 713 ft bgs to 1078 ft bgs in those wells. A thick shale section (approximately 20 feet thick) separates the two units, but early pre-mining water level data suggests that the Point Lookout Sandstone and Lower Hosta Tongue are hydraulically connected (McGlothlin, 1972). Water quality from the Point Lookout/Lowe Hosta wells generally meets NMED WQCC standards (with some slight exceedances of the fluoride standard) and serves as a source of drinking water in the San Mateo area and for other uses at the Mine site. Water levels within the Phase I wells range from 460 to 600 feet below top of casing (ft btoc), depending on location. Based on potentiometric data, the groundwater hydraulic gradient for the Point Lookout aquifer is south to southeast.

As previously indicated, RGR is currently investigating the status, condition, and water quality of the Phase I dewatering wells to evaluate the extent of hydrocarbons detected in some of the wells, and to determine if they may be suitable for post closure groundwater monitoring. Wells DW-10 and DW-3 are proposed as POC wells because they represent the most hydraulically upgradient

and downgradient locations (respectively) of the currently accessible Point Lookout wells. Both wells have also been the identified as containing hydrocarbons although current levels (as of October 2023), are below New Mexico Wate Quality Control Commission (NMWQCC) standards. The screened interval of DW-10 is 6,579-6,420 ft amsl (754-913 ft bgs), and for DW-3 is 6,579-6,348 ft amsl (757-988 ft bgs), based on original logs of those wells. Recent downhole video indicates slightly deeper screen intervals, but this is largely because the reference point for the original logs was ground surface that was measured in 1977 (using a National Geodetic Vertical Datum on 1929) and the reference for the video surveys are current top of casing that was measured in 2023 (using North American Vertical Datum of 1988).

Additionally, the top of casing of many of the wells has been changed (either extended or lowered) based on site construction and grading activities. The location of the proposed POC wells for the Point Lookout aquifer is shown on Figure 2. In the event these wells are determined to be unsuitable for post closure groundwater monitoring, other existing Phase I wells may be submitted for approval, or replacement wells may be proposed.

2.6.1.3 Tres Hermanos and Dakota Aquifers

The Tres Hermanos/Dakota aquifers is a deeper confined system. The Tres Hermanos Sandstones include the Upper, Middle and Lower units, with approximate thicknesses of 70, 20, and 120 feet, respectively. The three sandstone units are separated by shale units that are approximately 70 and 50 feet thick. The upper two sandstone units are poorly developed and are low yielding aquifers. Most of the water pumped from the Tres Hermanos is derived from the lower unit based on pre-mining aquifer testing (McGlothlin, 1972).

The Dakota Sandstone is approximately 80 feet thick and is separated from the Tres Hermanos by a thin shale unit that is less than 10 feet thick. Underlying the Dakota Sandstone is the Brushy Basin Mudstone, which is approximately 60 to 80 feet thick. Pre-mining evaluation of hydrologic conditions at the mine site indicated slight water elevation differences between each of the Tres Hermanos Sandstones and the Dakota Sandstone (McGlothlin, 1972).

Tres Hermanos/Dakota aquifer system was dewatered by a series of four wells during mine shaft construction. Dewatering well DW-11 is proposed as the POC well for post-closure groundwater monitoring of the Tres Hermanos/Dakota aquifer system. This well is the only well of the Phase II wells that is only screened within the Tres Hermanos and Dakota Sandstone units. DW-11 is also the most hydraulically downgradient location of the four Phase II wells. The gross screened interval for DW-11is from 4,795-4,432 ft amsl (2,645 to 3,010 ft bgs). Select portions within that interval, based on characteristics interpreted from the well logs, were either perforated, or screened using slotted or wire-wrapped screen. Petroleum hydrocarbons (PHS) have been detected in well DW-11. Investigation into the source of the PHSs is ongoing that includes plans to rehabilitate well DW-11. The location of this POC well is shown on Figure 2. In the event that well DW-11 is determined to be unsuitable for post closure groundwater monitoring, other existing Tres Hermanos wells may be submitted for approval , or replacement wells may be proposed.

A comparative study of the pre-mining and post-mining water quality will be conducted during closure to evaluate the impacts on the aquifer and determine if long-term monitoring is necessary.

2.6.1.4 Westwater Canyon Aquifer

The Westwater Canyon Member of the Morrison Formation is the major uranium ore horizon at the mine. The Westwater Canyon Member is approximately 200 feet thick at the mine site and is overlain by the Brushy Basin and underlain by the Recapture Member of the Morrison Formation. The Westwater Canyon aquifer is a deep confined system that may be hydraulically connected to the overlying Dakota Sandstone. It is a highly prolific aquifer system. This aquifer was dewatered by a series of ten wells (Phase III dewatering wells) during shaft construction to access the ore horizon and develop the mine. Pre-mining water quality levels of uranium and radium exceeded the standards listed in NMAC 20.6.2.3013, due to the naturally occurring ore body in the formation.

Dewatering wells DW-14 and DW-19 are proposed as the POC wells for post-closure groundwater monitoring of the Westwater Canyon aquifer. The screened intervals for DW-14 and DW-19 are 4,283-4,143 ft amsl (3048-3188 ft bgs), respectively, based on well log information. The location of these proposed POC wells is shown on Figure 2. In the event these wells are determined to be unsuitable for post closure groundwater monitoring, other existing Westwater Canyon wells may be submitted for approval, or replacement wells may be proposed.

A comparative study of the pre-mining and post-mining water quality will be conducted during closeout/closure to evaluate the impacts of mining on the Westwater Canyon aquifer and determine if long-term monitoring is necessary and/or potentially support a petition for an alternative abatement standard.

2.6.2 Water Quality Sampling and Frequency

Wells will be monitored for water levels and sampled for water quality according to the following schedule and as listed in Table 2:

- Biennially for alluvial/Menefee wells and Point Lookout wells for years 13-30;
- Once every four years for Tres Hermanos/Dakota and Westwater Canyon wells for Years 13- 30; and
- Once every ten years for years 31-100 for all wells, if required.

In the future, RGR may request to change the frequency of or cease sampling a water quality monitoring location if the water contaminants in a monitoring well have been below the applicable standards for eight consecutive sampling periods or if an alternative standard is approved.

Groundwater samples submitted to the analytical laboratory will be tested for the analytes listed in Table 3.

2.6.3 Sampling Methodology

RGR has an approved Sampling and Analysis Plan (SAP) and Quality Control and Quality Assurance Plan that it follows to conduct groundwater monitoring. These plans are updated periodically to reflect changes in the monitoring program and requirements. These plans include

detailed procedures for monitoring water level and water quality parameters, sample collection and handling, and documentation. RGR will continue to follow these plans to conduct groundwater monitoring during post-closure.

A brief description of the sampling methodology:

1. Water levels will be measured in a well and recorded.
2. Wells will be monitored for water quality parameters (pH, temperature, specific conductance, oxidation-reduction potential, and dissolved oxygen) prior to collecting a groundwater sample for analytical testing.
3. Water samples will be collected using a bailer, low-flow sampling pump, tap on a supply well pump, and/or a discrete-interval sampler. The actual method used will depend upon the depth of water in a well and/or condition of the pump.
4. Samples will be placed in an ice-filled cooler immediately after collection and then transported to an analytical laboratory for analysis.

2.6.4 Groundwater Monitoring Reporting

After each groundwater-monitoring event, a comprehensive groundwater monitoring report will be prepared. The report will summarize the analytical data, report water quality trends, update potentiometric maps, and record any deviations from the SAP. The groundwater monitoring report will be included in the annual Post-Closure Monitoring Report.

2.7 Reporting

The annual Post-Closure Monitoring Report will include a description, and the results of all post-closure monitoring conducted for the year. Each area of monitoring will report a summary of the inspections, maintenance performed, and the results of surveys and sampling.

REFERENCES

Brod, R.C. and W.J. Stone (1981). *Hydrogeology of Ambrosia Lake-San Mateo Area, McKinley and Cibola Counties*, New Mexico, New Mexico Bureau of Mines and Mineral Resources Hydrogeologic Sheet.

Dam, W.L. (1995). *Geochemistry of Ground Water in the Gallup, Dakota, and Morrison Aquifers, San Juan Basin*, New Mexico, U.S. Geological Survey Water Resources Investigations Report 94-4253.

Alan Kuhn and Assoc. (2013). *Mt. Taylor Mine Closeout/Closure Plan*, April 2013

Metric Corp. (2010). *Stage 2 Abatement Plan for the Rio Grande Resources Corporation Mt. Taylor Mine*, August 2010, 23 pgs. Approved May 2011.

New Mexico Environment Department (NMED). (2015). *Rio Grande Resources Corporation's Mt. Taylor Mine Discharge Permit* – 61 Renewal and Modification, 28 pgs.

New Mexico Environmental Institute (NMEI). (1974). *An Environmental Baseline Study of the Mount Taylor Project Area of New Mexico*, March 1974, 358 pgs.

NV5 (2021). *Post Closure Monitoring Plan, Mt Taylor Mine, San Mateo, NM*, August 2021, 21 pgs.

Stone, W.J., F.P. Lyford, P.F. Frenzel, N.H. Mizell, and E.T. Padgett. (1983). *Hydrogeology and Water Resources of San Juan Basin, New Mexico: New Mexico Bureau of Mines and Mineral Resources Hydrologic Report 6.*

Rio Grande Resources. (2020). *Post-closure Deep Well Monitoring Plan*, Mt. Taylor Mine Site, San Mateo, New Mexico, April 2020.

TABLES

Table 1 Vegetation, Stormwater and Erosion, Radiation, and Meteorological Monitoring Frequency

Time Period	Frequency	Location
Years 13-30		
Vegetation Monitoring	Once every 3 years.	DC, SSWP[1], Facilities
Stormwater and Erosion Monitoring	Quarterly (while under MSGP) [2]	DC, SSWP[1], Facilities, Roads
Radiation Monitoring	Once after every major repair to the DC; Once every 5 years for facilities	DC, Facilities
Evaporation Pond Monitoring	Annually, if in use	Pond #2 and Pond #3
Meteorological Monitoring	Hourly	
Years 31-100		
Vegetation Monitoring	None	
Stormwater and Erosion Monitoring	Annually[2]	DC, SSWP[3], Facilities
Radiation Monitoring	Once after every major repair to the DC; Once every 5 years for facilities	DC, Facilities
Evaporation Pond Monitoring	None	
Meteorological Monitoring	Continuous	

Notes:
[1] – SSWP will be sampled for water quality once every four years for analytes listed in Table 3
[2] –Inspections will be conducted after any precipitation event of 1-inch or greater in a 24-hr period (averages twice a year).
[3] – SSWP will be sampled for water quality once every ten years for analytes listed in Table 3
DC – Disposal Cell
SSWP – South Storm Water Pond

Table 2 Point of Compliance Wells Monitoring Frequency

Time Period	Frequency	POC Wells[1]
Years 13-30		
Alluvial/Menefee Wells	Biennial	MW-1M, MW-5, WP-5, MW-11A
Point Lookout Wells	Biennial	DW-3. DW-10
Tres Hermanos Wells	Once every 4 years	DW-11
Westwater/Dakota Wells	Once every 4 years	DW-14, DW-19
Years 31-100		
Alluvial/Menefee Wells	Once every 10 years	MW-1M, MW-5, WP-5, MW-11A if needed
PT. Lookout Wells	Once every 10 years	DW-3. DW-10 if needed
Tres Hermanos Wells	Once every 10 years	DW-11 if needed
Westwater/Dakota Wells	Once every 10 years	DW-14, DW-19 if needed

Notes:
1 – Actual Point of Compliance Wells may differ than those listed, as it will depend upon the state of the groundwater abatement program in 2038.
POC – Proposed Point of Compliance MW-1M,

Table 3 Point of Compliance Wells Monitoring Parameter List, Analytical Methods, and Quantitation Limits

Analyte[a]	Standards[b] (mg/l, or as noted)	EPA and Standard Methods	PQL[c] (mg/l, or as noted)
Total Alkalinity (Bicarbonate, Carbonate)	N.A.	SM 2320B	20
Beryllium, dissolved	0.004	EPA 200.7/6010C	0.001
Calcium, dissolved	N.A.	EPA 200.7/6010C	0.5
Chloride	250.0	EPA 300.0/9056	0.1
Fluoride	1.6	EPA 300.0/9056	0.1
Iron, dissolved	1.0	EPA 200.7/6010C	0.02
Magnesium, dissolved	N.A.	EPA 200.7/6010C	0.5
Molybdenum, dissolved	1.0	EPA 200.8/6020	0.001
Nitrate-N	10	EPA 300.0/9056	0.1
Potassium, dissolved	N.A.	EPA 200.7/6010C	1.0
Radioactivity (comb. Ra-226 & Ra-228), dissolved	5 pCi/l	EPA 903.0/904.0	1 pCi/l
Radium 226, dissolved	N.A.	EPA 903.0	1 pCi/l
Radium 228, dissolved	N.A.	EPA 904.0	1 pCi/l
Selenium, dissolved	0.05	EPA 200.8/6020	0.001
Sodium, dissolved	N.A.	EPA 200.7/6010C	0.5
Sulfate	600.0	EPA 300.0/9056	0.5
Total Dissolved Solids	1000.0	SM 2540C	10
Uranium, dissolved	0.03	EPA 200.8/6020	0.001
Zinc, dissolved	10.0	EPA 200.7/6010C	0.005
pH[d]	6.0-9.0	SM 4500 H&B	0.01

a - some analytes are for QA/QC considerations; “dissolved” – filtered with 0.45-micron filter prior to acidification
b – standards refer to 20.6.2.3103 NMAC; (N.A. – not applicable, no standard)
c – PQL refers to Practical Quantification Limit; actual may be higher, if sample is contaminated and requires a dilution.
d – reported in standard units

FIGURES

T:\111360 Mt. Taylor\Site Post Closure.dwg SAVED: 6/23/25 PRINTED: 6/24/25

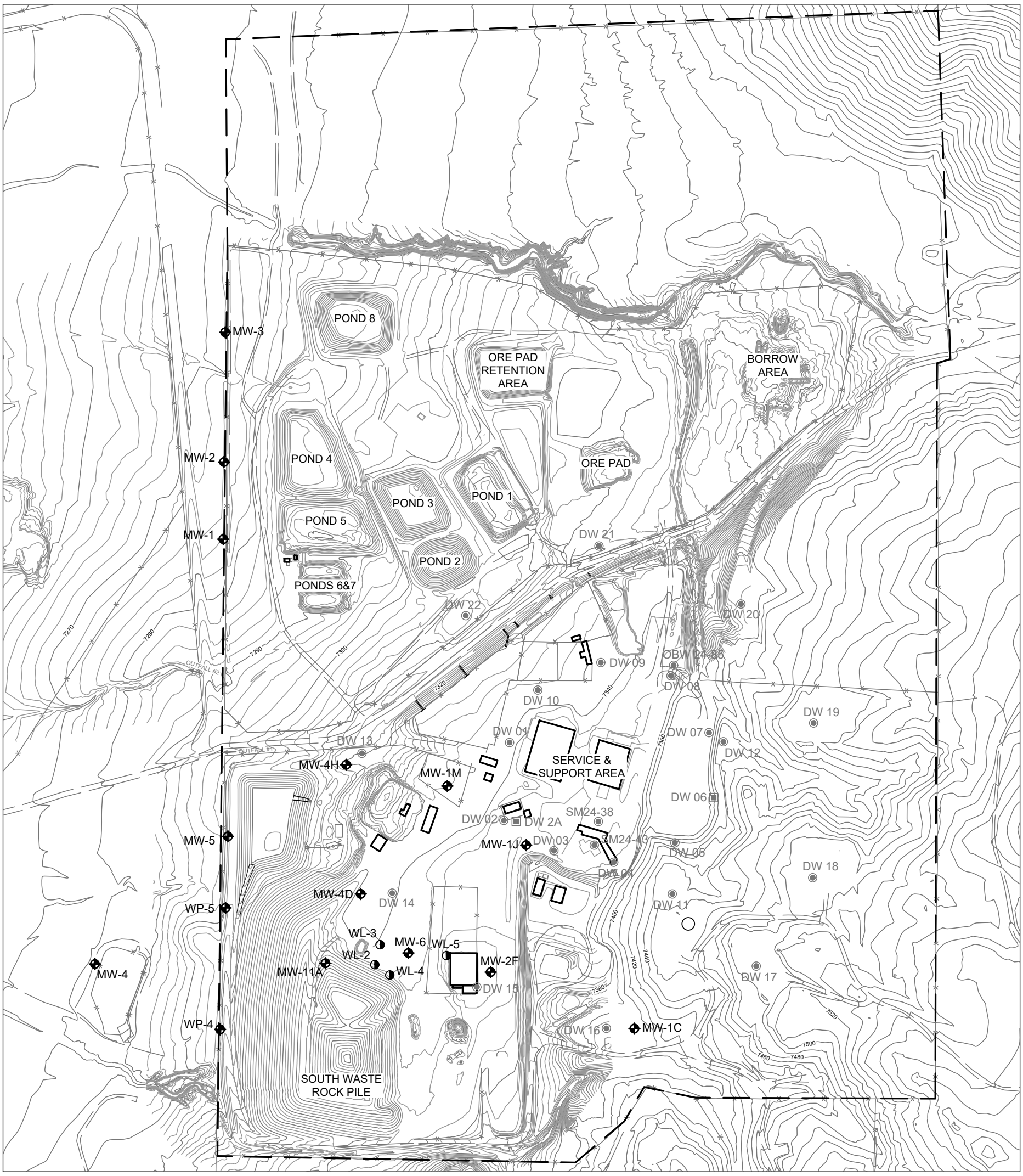

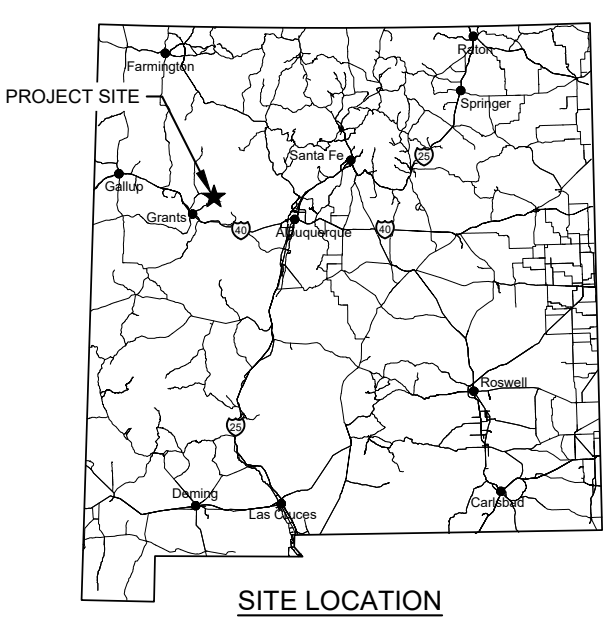

SITE LOCATION
NOT TO SCALE

MONITOR WELL
RECOVERY WELL
DEWATERING WELL
FACILITY WATER SUPPLY
STORMWATER DRAINAGE
APPROXIMATE SITE BOUNDARY
FENCE
ROADWAY

NORTH

SCALE IN FEET
0 400'

Project No. 111360

June 2025

Engineering Analytics, Inc.

FIGURE 1
SITE TOPOGRAPHY, FACILITIES, AND WELL LOCATION MAP
POST CLOSURE MONITORING PLAN
MT. TAYLOR MINE

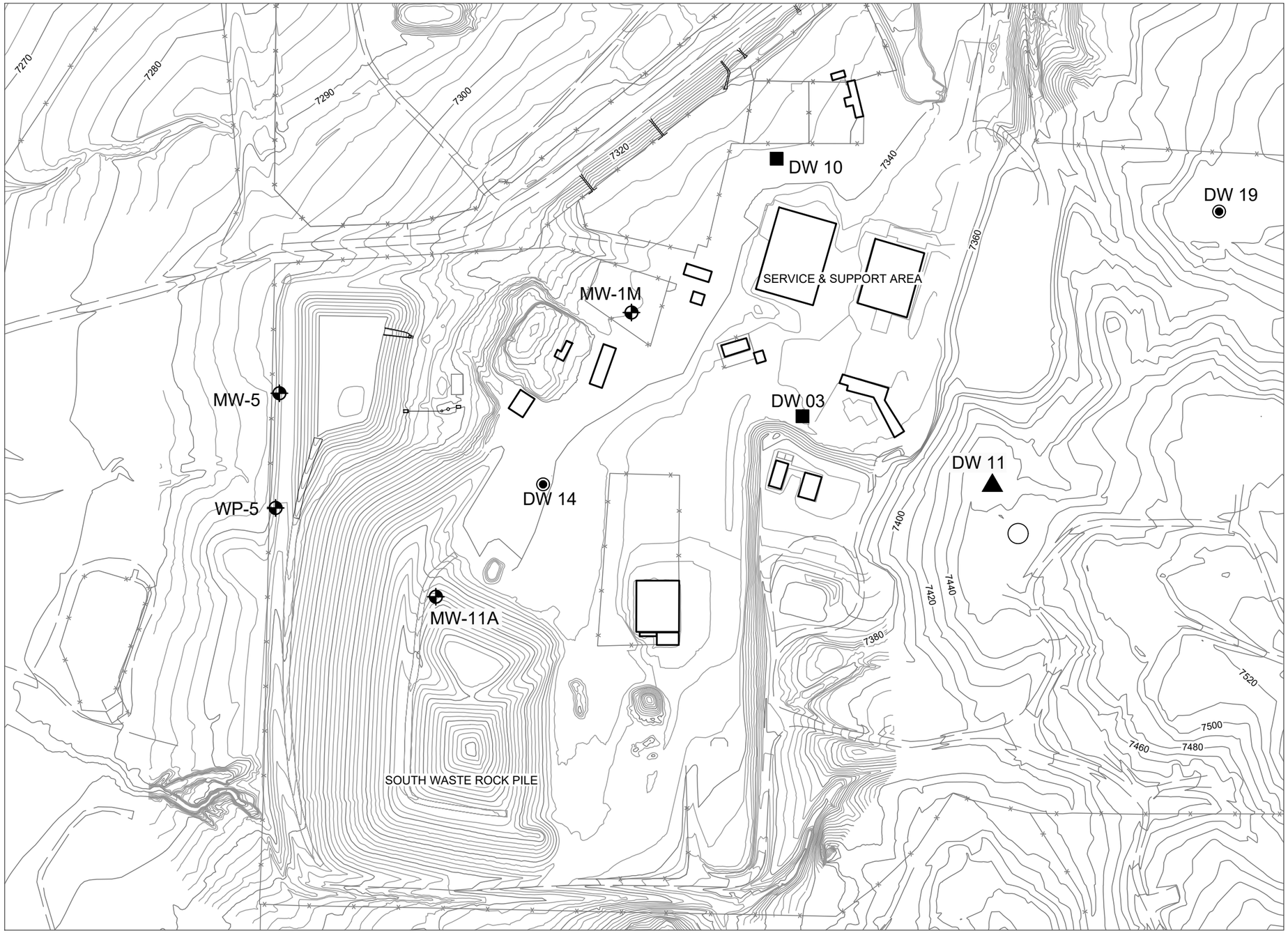

ALLUVIAL AND MENEFEE POC WELL
POINT LOOKOUT POC WELL
DAKOTA POC WELL
WESTWATER POC WELL
FENCE
ROADWAY

NORTH

SCALE IN FEET
0 250'

T:\111360 Mt. Taylor\Site Post Compliance.dwg SAVED:6/23/25 PRINTED:6/24/25

Project No. 111360

June 2025

Engineering Analytics, Inc.

FIGURE 2
POINT OF COMPLIANCE (POC) WELL MONITORING LOCATIONS
POST CLOSURE MONITORING PLAN
MT. TAYLOR MINE

APPENDIX I

Water Sampling and Laboratory Test Data

Water Quality Results for the October 2023 Dewatering Well Sampling Investigation

- Tabulated Water Quality Data
- October 2023 Water Quality Sampling Data for Dewatering Wells

Engineering Analytics, Inc. ▪ 1600 Specht Point Rd. ▪ Suite 209 ▪ Fort Collins, CO 80525 ▪ 970.488.3111 ▪ www.EngAnalytics.com

June 4, 2025 Project No. 111360

Mr. Corey Dimond
New Mexico Environment Department
Ground Water Quality Bureau
Mining Environmental Compliance Section
1190 St. Francis Dr.
Sante Fe, NM 87502

RE: Rio Grande Resources' Submittal of Pre Rehabilitation October 2023 Dewatering Well Sampling Data from April 28, 2023 Dewatering Well DW-10 and DW-11 Investigation Work Plan prepared by Gard Water

Dear Mr. Dimond,

Included in this document are the water quality results for the October 2023 ewatering well sampling investigation that is the first phase (pre well rehabilitation) of the sampling requested in the February 23, 2023 NMED Request for Additional Information on the 15-day Suspected Petroleum Release Report for Dewatering Wells Dw-10 and DW-11, Mt Taylor Mine, San Mateo, New Mexico and outlined in the April 28, 2023 Dewatering Well DW-10 and DW-11 Investigation Work Plan prepared by Gard Water.

Below is a list of tables and attachments included in this letter.

- Tabulated Water Quality Data
  - Tables 1 through 11 contain water quality data for DW-1, DW-2A, DW-2, DW-3, DW-6, DW-7, DW-8, DW-9, DW-10, DW-11, and DW-12 respectively.
- Attachment A October 2023 Water Quality Sampling Data for Dewatering Wells Includes the following reports
  - October 4, 2023 L1662801 Pace Analytical Report on DW-1 and DW-7
  - October 7, 2023 L1664135 Pace Analytical Report on DW-10 and DW-12
  - October 7, 2023 L1664199 Pace Analytical Report on DW-2 and DW-9
  - October 13, 2023 L1666511 Pace Analytical Report on DW-3 and DW-11
  - October 13, 2023 L1666516 Pace Analytical Report on DW3, DW-2a, and DW-6
  - October 13, 2023 L1666531 Pace Analytical Report on DW-8 and DW-10

Respectfully Submitted,
Engineering Analytics, Inc.

Melissa Meyer, P.E.
Project Manager



Eric Roads EIT
Staff Engineer II

CC
Abimbola Ojekanmi, Uranium Coordinator, Mining and Minerals Division
Clinton Chisler, Uranium Reclamation Coordinator, Mining and Minerals Division
Kevin Raabe, President RSO, Rio Grande Resources Corporation
Anita Willcox, Facilities Supervisor, Rio Grande Resources Corporation

TABLES

TABLE 1
DW-1
GROUNDWATER QUALITY SUMMARY

October 2023 Dewatering Wells Water Quality Data Summary		Well ID	DW1	DW1	DW1	DW1
		Depth (fbtoc)	785	785	785	785
		Sample Type	Sample	Field Duplicate	Rinseate Blank	Trip Blank
		Date Collected	10/03/2023	10/03/2023	10/03/2023	10/03/2023
Analyte	NM WQCC-3103	Units				
ACENAPHTHENE		mg/l	<0.0000500[2]	<0.0000500	<0.0000500	<0.0000500
ACENAPHTHYLENE		mg/l	<0.0000500	<0.0000500	<0.0000500	<0.0000500
ANTHRACENE		mg/l	<0.0000500	<0.0000500	<0.0000500	<0.0000500
BENZO(A)ANTHRACENE		mg/l	<0.0000500	<0.0000500	<0.0000500	<0.0000500
BENZO(A)PYRENE	0.0002	mg/l	<0.0000500	<0.0000500	<0.0000500	<0.0000500
BENZO(B)FLUORANTHENE		mg/l	<0.0000500	<0.0000500	<0.0000500	<0.0000500
BENZO(K)FLUORANTHENE		mg/l	<0.0000500	<0.0000500	<0.0000500	<0.0000500
BENZO(G,H,I)PERYLENE		mg/l	<0.0000500	<0.0000500	<0.0000500	<0.0000500
2-CHLORONAPHTHALENE		mg/l	<0.000250	<0.000250	<0.000250	<0.000250
CHRYSENE		mg/l	<0.0000500	<0.0000500	<0.0000500	<0.0000500
DIBENZ(A,H)ANTHRACENE		mg/l	<0.0000500	<0.0000500	<0.0000500	<0.0000500
FLUORANTHENE		mg/l	<0.000100	<0.000100	<0.000100	<0.000100
FLUORENE		mg/l	<0.0000500	<0.0000500	<0.0000500	<0.0000500
INDENO(1,2,3-CD)PYRENE		mg/l	<0.0000500	<0.0000500	<0.0000500	<0.0000500
1-METHYLNAPHTHALENE	0.03	mg/l	<0.000250	<0.000250	<0.000250	<0.000250
2-METHYLNAPHTHALENE	0.03	mg/l	<0.000250	<0.000250	<0.000250	<0.000250
NAPHTHALENE	0.03	mg/l	<0.000250	<0.000250	<0.000250	<0.000250
PHENANTHRENE		mg/l	<0.0000500	<0.0000500	<0.0000500	<0.0000500
PYRENE		mg/l	<0.0000500	<0.0000500	<0.0000500	<0.0000500
BENZENE	0.005	mg/l	<0.00100	<0.00100	<0.00100	<0.00100
ETHYLBENZENE	0.7	mg/l	<0.00100	<0.00100	<0.00100	<0.00100
TOLUENE	1	mg/l	<0.00100	<0.00100	<0.00100	<0.00100
XYLENES, TOTAL	0.62	mg/l	<0.00300	<0.00300	<0.00300	<0.00300
TPH		mg/l	<0.100	<0.100	<0.100	<0.100
C10-C28 DIESEL RANGE		mg/l	<0.100	<0.100	<0.100	<0.100
C28-C40 OIL RANGE		mg/l	<0.100	<0.100	<0.100	<0.100

Acronyms: Reporting Limit (RDL), Feet Below Top of Casing (fbtoc), Quality Control (QC) Total Petroleum Hydrocarbons (TPH), Point Discharge (PD)

Dark grey shading in cells idicates a concentration was measured above RDL

Yellow shading in cells indicates a concentration was measured above NMWQCC-3102 Standards

Blue indicates a concentration was measured above RDL in a blank sample

Footnotes:

1: The "less than" symbol "<" is a method to convey that the target analyte was not encountered above the RDL.

2: Sample was collected from spigot near well head

3:The targeted sample depth was unable to be met due to unforeseen obstruction. The depths listed for the sample ID for the blanks is the targeted sample depth and the depth listed for the representative sample is the deapth reached in the field.

TABLE 3
DW-2
GROUNDWATER QUALITY SUMMARY

October 2023 Dewatering Wells Water Quality Data Summary		Well ID	DW2[3]	DW2[3]	DW2[3]
		Depth (fbtoc)	2480	2480	2480
		Sample Type	Sample	Field Blank	Rinseate Blank
		Date Collected	10/05/2023	10/05/2023	10/05/2023
Analyte	NM WQCC-3103	Units			
ACENAPHTHENE		mg/l	<0.0000500	<0.0000500	<0.0000500
ACENAPHTHYLENE		mg/l	<0.0000500	<0.0000500	<0.0000500
ANTHRACENE		mg/l	<0.0000500	<0.0000500	<0.0000500
BENZO(A)ANTHRACENE		mg/l	<0.0000500	<0.0000500	<0.0000500
BENZO(A)PYRENE	0.0002	mg/l	<0.0000500	<0.0000500	<0.0000500
BENZO(B)FLUORANTHENE		mg/l	<0.0000500	<0.0000500	<0.0000500
BENZO(K)FLUORANTHENE		mg/l	<0.0000500	<0.0000500	<0.0000500
BENZO(G,H,I)PERYLENE		mg/l	<0.0000500	<0.0000500	<0.0000500
2-CHLORONAPHTHALENE		mg/l	<0.000250	<0.000250	<0.000250
CHRYSENE		mg/l	<0.0000500	<0.0000500	<0.0000500
DIBENZ(A,H)ANTHRACENE		mg/l	<0.0000500	<0.0000500	<0.0000500
FLUORANTHENE		mg/l	<0.000100	<0.000100	<0.000100
FLUORENE		mg/l	<0.0000500	<0.0000500	<0.0000500
INDENO(1,2,3-CD)PYRENE		mg/l	<0.0000500	<0.0000500	<0.0000500
1-METHYLNAPHTHALENE	0.03	mg/l	<0.000250	<0.000250	<0.000250
2-METHYLNAPHTHALENE	0.03	mg/l	<0.000250	<0.000250	<0.000250
NAPHTHALENE	0.03	mg/l	<0.000250	<0.000250	<0.000250
PHENANTHRENE		mg/l	0.0000639	<0.0000500	<0.0000500
PYRENE		mg/l	<0.0000500	<0.0000500	<0.0000500
BENZENE	0.005	mg/l	<0.00100	<0.00100	<0.00100
ETHYLBENZENE	0.7	mg/l	<0.00100	<0.00100	<0.00100
TOLUENE	1	mg/l	<0.00100	<0.00100	<0.00100
XYLENES, TOTAL	0.62	mg/l	<0.00300	<0.00300	<0.00300
TPH		mg/l	<0.100	<0.100	<0.100
C10-C28 DIESEL RANGE		mg/l	0.463	<0.100	<0.100
C28-C40 OIL RANGE		mg/l	0.359	<0.100	<0.100

Acronyms: Reporting Limit (RDL), Feet Below Top of Casing (fbtoc), Quality Control (QC) Total Petroleum Hydrocarbons (TPH), Point Discharge (PD)

Dark grey shading in cells idicates a concentration was measured above RDL

Yellow shading in cells indicates a concentration was measured above NMWQCC-3102 Standards

Blue indicates a concentration was measured above RDL in a blank sample

Footnotes:

1: The "less than" symbol "<" is a method to convey that the target analyte was not encountered above the RDL.

2: Sample was collected from spigot near well head

3:The targeted sample depth was unable to be met due to unforeseen obstruction. The depths listed for the sample ID le is the deapth reached in the field where the targeted depth was 2770 feet.

TABLE 2
DW-2A
GROUNDWATER QUALITY SUMMARY

October 2023 Dewatering Wells Water Quality Data Summary		Well ID	DW2A[2]
		Depth (fbtoc)	Spigot
		Date Collected	10/11/2023
Analyte	NM WQCC-3103	Units	
ACENAPHTHENE		mg/l	<0.0000500
ACENAPHTHYLENE		mg/l	<0.0000500
ANTHRACENE		mg/l	<0.0000500
BENZO(A)ANTHRACENE		mg/l	<0.0000500
BENZO(A)PYRENE	0.0002	mg/l	<0.0000500
BENZO(B)FLUORANTHENE		mg/l	<0.0000500
BENZO(K)FLUORANTHENE		mg/l	<0.0000500
BENZO(G,H,I)PERYLENE		mg/l	<0.0000500
2-CHLORONAPHTHALENE		mg/l	<0.000250
CHRYSENE		mg/l	<0.0000500
DIBENZ(A,H)ANTHRACENE		mg/l	<0.0000500
FLUORANTHENE		mg/l	<0.000100
FLUORENE		mg/l	<0.0000500
INDENO(1,2,3-CD)PYRENE		mg/l	<0.0000500
1-METHYLNAPHTHALENE	0.03	mg/l	<0.000250
2-METHYLNAPHTHALENE	0.03	mg/l	<0.000250
NAPHTHALENE	0.03	mg/l	<0.000250
PHENANTHRENE		mg/l	<0.0000500
PYRENE		mg/l	<0.0000500
BENZENE	0.005	mg/l	<0.00100
ETHYLBENZENE	0.7	mg/l	<0.00100
TOLUENE	1	mg/l	<0.00100
XYLENES, TOTAL	0.62	mg/l	<0.00300
TPH		mg/l	<0.100
C10-C28 DIESEL RANGE		mg/l	<0.100
C28-C40 OIL RANGE		mg/l	<0.100

Acronyms: Reporting Limit (RDL), Feet Below Top of Casing (fbtoc), Quality Control (QC) Total Petroleum Hydrocarbons (TPH), Point Discharge (PD)

Dark grey shading in cells idicates a concentration was measured above RDL

Yellow shading in cells indicates a concentration was measured above NMWQCC-3102 Standards

Blue indicates a concentration was measured above RDL in a blank sample

Footnotes:

1: The "less than" symbol "<" is a method to convey that the target analyte was not encountered above the RDL.

2: Sample was collected from spigot near well head

3:The targeted sample depth was unable to be met due to unforeseen obstruction. The depths listed for the sample ID for the blanks is the targeted sample depth and the depth listed for the representative sample is the deapth reached in the field.

TABLE 4
DW-3
GROUNDWATER QUALITY SUMMARY

October 2023 Dewatering Wells Water Quality Data Summary		Well ID	DW3	DW3	DW3	DW3	DW3	DW3	DW3	DW3
		Depth (fbtoc)	596	596	896	896	1005	1005	1005	1005
		Sample Type	Sample	Rinseate Blank	Sample	Rinseate Blank	Sample	Field Duplicate	Field Blank	Rinseate Blank
		Date Collected	10/11/2023	10/11/2023	10/11/2023	10/11/2023	10/11/2023	10/11/2023	10/11/2023	10/11/2023
Analyte	NM WQCC-3103	Units								
ACENAPHTHENE		mg/l	0.000477	<0.0000500	<0.0000500	<0.0000500	0.000104	0.000111	<0.0000500	<0.0000500
ACENAPHTHYLENE		mg/l	<0.0000500	<0.0000500	<0.0000500	<0.0000500	<0.0000500	<0.0000500	<0.0000500	<0.0000500
ANTHRACENE		mg/l	<0.0000500	<0.0000500	<0.0000500	<0.0000500	<0.0000500	<0.0000500	<0.0000500	<0.0000500
BENZO(A)ANTHRACENE		mg/l	<0.0000500	<0.0000500	<0.0000500	<0.0000500	<0.0000500	<0.0000500	<0.0000500	<0.0000500
BENZO(A)PYRENE	0.0002	mg/l	<0.0000500	<0.0000500	<0.0000500	<0.0000500	<0.0000500	<0.0000500	<0.0000500	<0.0000500
BENZO(B)FLUORANTHENE		mg/l	<0.0000500	<0.0000500	<0.0000500	<0.0000500	<0.0000500	<0.0000500	<0.0000500	<0.0000500
BENZO(K)FLUORANTHENE		mg/l	<0.0000500	<0.0000500	<0.0000500	<0.0000500	<0.0000500	<0.0000500	<0.0000500	<0.0000500
BENZO(G,H,I)PERYLENE		mg/l	<0.0000500	<0.0000500	<0.0000500	<0.0000500	<0.0000500	<0.0000500	<0.0000500	<0.0000500
2-CHLORONAPHTHALENE		mg/l	<0.000250	<0.000250	<0.000250	<0.000250	<0.000250	<0.000250	<0.000250	<0.000250
CHRYSENE		mg/l	<0.0000500	<0.0000500	<0.0000500	<0.0000500	<0.0000500	<0.0000500	<0.0000500	<0.0000500
DIBENZ(A,H)ANTHRACENE		mg/l	<0.0000500	<0.0000500	<0.0000500	<0.0000500	<0.0000500	<0.0000500	<0.0000500	<0.0000500
FLUORANTHENE		mg/l	<0.000100	<0.000100	<0.000100	<0.000100	<0.000100	<0.000100	<0.000100	<0.000100
FLUORENE		mg/l	0.00161	<0.0000500	0.0000566	<0.0000500	0.000183	0.00018	<0.0000500	<0.0000500
INDENO(1,2,3-CD)PYRENE		mg/l	<0.0000500	<0.0000500	<0.0000500	<0.0000500	<0.0000500	<0.0000500	<0.0000500	<0.0000500
1-METHYLNAPHTHALENE	0.03	mg/l	0.0105	<0.000250	<0.000250	<0.000250	0.000599	0.00058	<0.000250	<0.000250
2-METHYLNAPHTHALENE	0.03	mg/l	0.0118	<0.000250	<0.000250	<0.000250	0.000701	0.00068	<0.000250	<0.000250
NAPHTHALENE	0.03	mg/l	0.00134	<0.000250	<0.000250	<0.000250	<0.000250	<0.000250	<0.000250	<0.000250
PHENANTHRENE		mg/l	0.00181	<0.0000500	0.0000815	<0.0000500	0.000245	0.000252	<0.0000500	<0.0000500
PYRENE		mg/l	<0.0000500	<0.0000500	<0.0000500	<0.0000500	<0.0000500	<0.0000500	<0.0000500	<0.0000500
BENZENE	0.005	mg/l	<0.00100	<0.00100	<0.00100	<0.00100	<0.00100	<0.00100	<0.00100	<0.00100
ETHYLBENZENE	0.7	mg/l	<0.00100	<0.00100	<0.00100	<0.00100	<0.00100	<0.00100	<0.00100	<0.00100
TOLUENE	1	mg/l	<0.00100	<0.00100	<0.00100	<0.00100	<0.00100	<0.00100	<0.00100	<0.00100
XYLENES, TOTAL	0.62	mg/l	<0.00300	<0.00300	<0.00300	<0.00300	<0.00300	<0.00300	<0.00300	<0.00300
TPH		mg/l	<0.100	<0.100	<0.100	<0.100	<0.100	<0.100	<0.100	<0.100
C10-C28 DIESEL RANGE		mg/l	1.37	<0.100	0.62	<0.100	2.3	1.7	<0.100	<0.100
C28-C40 OIL RANGE		mg/l	0.147	<0.100	0.158	<0.100	0.347	0.156	<0.100	<0.100

Acronyms: Reporting Limit (RDL), Feet Below Top of Casing (fbtoc), Quality Control (QC) Total Petroleum Hydrocarbons (TPH), Point Discharge (PD)

Dark grey shading in cells idicates a concentration was measured above RDL

Yellow shading in cells indicates a concentration was measured above NMWQCC-3102 Standards

Blue indicates a concentration was measured above RDL in a blank sample

Footnotes:

1: The "less than" symbol "<" is a method to convey that the target analyte was not encountered above the RDL.

2: Sample was collected from spigot near well head

3:The targeted sample depth was unable to be met due to unforeseen obstruction. The depths listed for the sample ID for the blanks is the targeted sample depth and the depth listed for the representative sample is the deapth reached in the field.

TABLE 5
DW-6
GROUNDWATER QUALITY SUMMARY

October 2023 Dewatering Wells Water Quality Data Summary		Well ID	DW6[3]
		Depth (fbtoc)	Spigot
		Date Collected	10/10/2023
Analyte	NM WQCC-3103	Units	
ACENAPHTHENE		mg/l	<0.0000500
ACENAPHTHYLENE		mg/l	<0.0000500
ANTHRACENE		mg/l	<0.0000500
BENZO(A)ANTHRACENE		mg/l	<0.0000500
BENZO(A)PYRENE	0.0002	mg/l	<0.0000500
BENZO(B)FLUORANTHENE		mg/l	<0.0000500
BENZO(K)FLUORANTHENE		mg/l	<0.0000500
BENZO(G,H,I)PERYLENE		mg/l	<0.0000500
2-CHLORONAPHTHALENE		mg/l	<0.000250
CHRYSENE		mg/l	<0.0000500
DIBENZ(A,H)ANTHRACENE		mg/l	<0.0000500
FLUORANTHENE		mg/l	<0.000100
FLUORENE		mg/l	<0.0000500
INDENO(1,2,3-CD)PYRENE		mg/l	<0.0000500
1-METHYLNAPHTHALENE	0.03	mg/l	<0.000250
2-METHYLNAPHTHALENE	0.03	mg/l	<0.000250
NAPHTHALENE	0.03	mg/l	<0.000250
PHENANTHRENE		mg/l	<0.0000500
PYRENE		mg/l	<0.0000500
BENZENE	0.005	mg/l	<0.00100
ETHYLBENZENE	0.7	mg/l	<0.00100
TOLUENE	1	mg/l	<0.00100
XYLENES, TOTAL	0.62	mg/l	<0.00300
TPH		mg/l	<0.100
C10-C28 DIESEL RANGE		mg/l	0.115
C28-C40 OIL RANGE		mg/l	0.366

Acronyms: Reporting Limit (RDL), Feet Below Top of Casing (fbtoc), Quality Control (QC) Total Petroleum Hydrocarbons (TPH), Point Discharge (PD)

Dark grey shading in cells idicates a concentration was measured above RDL

Yellow shading in cells indicates a concentration was measured above NMWQCC-3102 Standards

Blue indicates a concentration was measured above RDL in a blank sample

Footnotes:

1: The "less than" symbol "<" is a method to convey that the target analyte was not encountered above the RDL.

2: Sample was collected from spigot near well head

3:The targeted sample depth was unable to be met due to unforeseen obstruction. The depths listed for the sample ID for the blanks is the targeted sample depth and the depth listed for the representative sample is the deapth reached in the field.

TABLE 6
DW-7
GROUNDWATER QUALITY SUMMARY

October 2023 Dewatering Wells Water Quality Data Summary		Well ID	DW7	DW7	DW7
		Depth (fbtoc)	900	900	900
		Sample Type	Sample	Field Blank	Rinseate Blank
		Date Collected	10/02/2023	10/02/2023	10/02/2023
Analyte	NM WQCC-3103	Units			
ACENAPHTHENE		mg/l	<0.0000500	<0.0000500	<0.0000500
ACENAPHTHYLENE		mg/l	<0.0000500	<0.0000500	<0.0000500
ANTHRACENE		mg/l	<0.0000500	<0.0000500	<0.0000500
BENZO(A)ANTHRACENE		mg/l	<0.0000500	<0.0000500	<0.0000500
BENZO(A)PYRENE	0.0002	mg/l	<0.0000500	<0.0000500	<0.0000500
BENZO(B)FLUORANTHENE		mg/l	<0.0000500	<0.0000500	<0.0000500
BENZO(K)FLUORANTHENE		mg/l	<0.0000500	<0.0000500	<0.0000500
BENZO(G,H,I)PERYLENE		mg/l	<0.0000500	<0.0000500	<0.0000500
2-CHLORONAPHTHALENE		mg/l	<0.000250	<0.000250	<0.000250
CHRYSENE		mg/l	<0.0000500	<0.0000500	<0.0000500
DIBENZ(A,H)ANTHRACENE		mg/l	<0.0000500	<0.0000500	<0.0000500
FLUORANTHENE		mg/l	<0.000100	<0.000100	<0.000100
FLUORENE		mg/l	<0.0000500	<0.0000500	<0.0000500
INDENO(1,2,3-CD)PYRENE		mg/l	<0.0000500	<0.0000500	<0.0000500
1-METHYLNAPHTHALENE	0.03	mg/l	<0.000250	<0.000250	<0.000250
2-METHYLNAPHTHALENE	0.03	mg/l	<0.000250	<0.000250	<0.000250
NAPHTHALENE	0.03	mg/l	<0.000250	<0.000250	<0.000250
PHENANTHRENE		mg/l	<0.0000500	<0.0000500	<0.0000500
PYRENE		mg/l	<0.0000500	<0.0000500	<0.0000500
BENZENE	0.005	mg/l	<0.00100	<0.00100	<0.00100
ETHYLBENZENE	0.7	mg/l	<0.00100	<0.00100	<0.00100
TOLUENE	1	mg/l	<0.00100	<0.00100	<0.00100
XYLENES, TOTAL	0.62	mg/l	<0.00300	<0.00300	<0.00300
TPH		mg/l	<0.100	<0.100	<0.100
C10-C28 DIESEL RANGE		mg/l	0.166	<0.100	<0.100
C28-C40 OIL RANGE		mg/l	<0.100	<0.100	<0.100

Acronyms: Reporting Limit (RDL), Feet Below Top of Casing (fbtoc), Quality Control (QC) Total Petroleum Hydrocarbons (TPH), Point Discharge (PD)

Dark grey shading in cells idicates a concentration was measured above RDL

Yellow shading in cells indicates a concentration was measured above NMWQCC-3102 Standards

Blue indicates a concentration was measured above RDL in a blank sample

Footnotes:

1: The "less than" symbol "<" is a method to convey that the target analyte was not encountered above the RDL.

2: Sample was collected from spigot near well head

3:The targeted sample depth was unable to be met due to unforeseen obstruction. The depths listed for the sample ID for the blanks is the targeted sample depth and the depth listed for the representative sample is the deapth reached in the field.

TABLE 7
DW-8
GROUNDWATER QUALITY SUMMARY

October 2023 Dewatering Wells Water Quality Data Summary		Well ID	DW8	DW8	DW8	DW8	DW8
		Depth (fbtoc)	840	840	961	961	961
		Sample Type	Sample	Rinseate Blank	Sample	Field Duplicate	Rinseate Blank
		Date Collected	10/09/2023	10/09/2023	10/09/2023	10/09/2023	10/09/2023
Analyte	NM WQCC-3103	Units					
ACENAPHTHENE		mg/l	<0.0000500	<0.0000500	<0.0000500	<0.0000500	<0.0000500
ACENAPHTHYLENE		mg/l	<0.0000500	<0.0000500	<0.0000500	<0.0000500	<0.0000500
ANTHRACENE		mg/l	<0.0000500	<0.0000500	<0.0000500	<0.0000500	<0.0000500
BENZO(A)ANTHRACENE		mg/l	<0.0000500	<0.0000500	<0.0000500	<0.0000500	<0.0000500
BENZO(A)PYRENE	0.0002	mg/l	<0.0000500	<0.0000500	<0.0000500	<0.0000500	<0.0000500
BENZO(B)FLUORANTHENE		mg/l	<0.0000500	<0.0000500	<0.0000500	<0.0000500	<0.0000500
BENZO(K)FLUORANTHENE		mg/l	<0.0000500	<0.0000500	<0.0000500	<0.0000500	<0.0000500
BENZO(G,H,I)PERYLENE		mg/l	<0.0000500	<0.0000500	<0.0000500	<0.0000500	<0.0000500
2-CHLORONAPHTHALENE		mg/l	<0.000250	<0.000250	<0.000250	<0.000250	<0.000250
CHRYSENE		mg/l	<0.0000500	<0.0000500	<0.0000500	<0.0000500	<0.0000500
DIBENZ(A,H)ANTHRACENE		mg/l	<0.0000500	<0.0000500	<0.0000500	<0.0000500	<0.0000500
FLUORANTHENE		mg/l	<0.000100	<0.000100	<0.000100	<0.000100	<0.000100
FLUORENE		mg/l	<0.0000500	<0.0000500	<0.0000500	<0.0000500	<0.0000500
INDENO(1,2,3-CD)PYRENE		mg/l	<0.0000500	<0.0000500	<0.0000500	<0.0000500	<0.0000500
1-METHYLNAPHTHALENE	0.03	mg/l	<0.000250	<0.000250	<0.000250	<0.000250	<0.000250
2-METHYLNAPHTHALENE	0.03	mg/l	<0.000250	<0.000250	<0.000250	<0.000250	<0.000250
NAPHTHALENE	0.03	mg/l	<0.000250	<0.000250	<0.000250	<0.000250	<0.000250
PHENANTHRENE		mg/l	<0.0000500	<0.0000500	<0.0000500	<0.0000500	<0.0000500
PYRENE		mg/l	<0.0000500	<0.0000500	<0.0000500	<0.0000500	<0.0000500
BENZENE	0.005	mg/l	<0.00100	<0.00100	<0.00100	<0.00100	<0.00100
ETHYLBENZENE	0.7	mg/l	<0.00100	<0.00100	<0.00100	<0.00100	<0.00100
TOLUENE	1	mg/l	<0.00100	<0.00100	<0.00100	<0.00100	<0.00100
XYLENES, TOTAL	0.62	mg/l	<0.00300	<0.00300	<0.00300	<0.00300	<0.00300
TPH		mg/l	<0.100	<0.100	<0.100	<0.100	<0.100
C10-C28 DIESEL RANGE		mg/l	<0.100	<0.100	0.122	0.13	<0.100
C28-C40 OIL RANGE		mg/l	<0.100	<0.100	0.146	0.138	<0.100

Acronyms: Reporting Limit (RDL), Feet Below Top of Casing (fbtoc), Quality Control (QC) Total Petroleum Hydrocarbons (TPH), Point Discharge (PD)

Dark grey shading in cells idicates a concentration was measured above RDL

Yellow shading in cells indicates a concentration was measured above NMWQCC-3102 Standards

Blue indicates a concentration was measured above RDL in a blank sample

Footnotes:

1: The "less than" symbol "<" is a method to convey that the target analyte was not encountered above the RDL.

2: Sample was collected from spigot near well head

3:The targeted sample depth was unable to be met due to unforeseen obstruction. The depths listed for the sample ID for the blanks is the targeted sample depth and the depth listed for the representative sample is the deapth reached in the field.

TABLE 8
DW-9
GROUNDWATER QUALITY SUMMARY

October 2023 Dewatering Wells Water Quality Data Summary		Well ID	DW9	DW9	DW9	DW9	DW9	DW9	DW9
		Depth (fbtoc)	1144	1144	1655	1655	2760	2760	2760
		Sample Type	Sample	Rinseate Blank	Sample	Rinseate Blank	Sample	Field Blank	Rinseate Blank
		Date Collected	10/04/2023	10/04/2023	10/04/2023	10/04/2023	10/04/2023	10/04/2023	10/04/2023
Analyte	NM WQCC-3103	Units							
ACENAPHTHENE		mg/l	<0.0000500	<0.0000500	<0.0000500	<0.0000500	<0.0000500	<0.0000500	<0.0000500
ACENAPHTHYLENE		mg/l	<0.0000500	<0.0000500	<0.0000500	<0.0000500	<0.0000500	<0.0000500	<0.0000500
ANTHRACENE		mg/l	<0.0000500	<0.0000500	<0.0000500	<0.0000500	<0.0000500	<0.0000500	<0.0000500
BENZO(A)ANTHRACENE		mg/l	<0.0000500	<0.0000500	<0.0000500	<0.0000500	<0.0000500	<0.0000500	<0.0000500
BENZO(A)PYRENE	0.0002	mg/l	<0.0000500	<0.0000500	<0.0000500	<0.0000500	<0.0000500	<0.0000500	<0.0000500
BENZO(B)FLUORANTHENE		mg/l	<0.0000500	<0.0000500	<0.0000500	<0.0000500	<0.0000500	<0.0000500	<0.0000500
BENZO(K)FLUORANTHENE		mg/l	<0.0000500	<0.0000500	<0.0000500	<0.0000500	<0.0000500	<0.0000500	<0.0000500
BENZO(G,H,I)PERYLENE		mg/l	<0.0000500	<0.0000500	<0.0000500	<0.0000500	<0.0000500	<0.0000500	<0.0000500
2-CHLORONAPHTHALENE		mg/l	<0.000250	<0.000250	<0.000250	<0.000250	<0.000250	<0.000250	<0.000250
CHRYSENE		mg/l	<0.0000500	<0.0000500	<0.0000500	<0.0000500	<0.0000500	<0.0000500	<0.0000500
DIBENZ(A,H)ANTHRACENE		mg/l	<0.0000500	<0.0000500	<0.0000500	<0.0000500	<0.0000500	<0.0000500	<0.0000500
FLUORANTHENE		mg/l	<0.000100	<0.000100	<0.000100	<0.000100	<0.000100	<0.000100	<0.000100
FLUORENE		mg/l	<0.0000500	<0.0000500	<0.0000500	<0.0000500	<0.0000500	<0.0000500	<0.0000500
INDENO(1,2,3-CD)PYRENE		mg/l	<0.0000500	<0.0000500	<0.0000500	<0.0000500	<0.0000500	<0.0000500	<0.0000500
1-METHYLNAPHTHALENE	0.03	mg/l	<0.000250	<0.000250	<0.000250	<0.000250	<0.000250	<0.000250	<0.000250
2-METHYLNAPHTHALENE	0.03	mg/l	<0.000250	<0.000250	<0.000250	<0.000250	<0.000250	<0.000250	<0.000250
NAPHTHALENE	0.03	mg/l	<0.000250	<0.000250	<0.000250	<0.000250	<0.000250	<0.000250	<0.000250
PHENANTHRENE		mg/l	<0.0000500	<0.0000500	<0.0000500	<0.0000500	<0.0000500	<0.0000500	<0.0000500
PYRENE		mg/l	<0.0000500	<0.0000500	<0.0000500	<0.0000500	<0.0000500	<0.0000500	<0.0000500
BENZENE	0.005	mg/l	<0.00100	<0.00100	<0.00100	<0.00100	<0.00100	<0.00100	<0.00100
ETHYLBENZENE	0.7	mg/l	<0.00100	<0.00100	<0.00100	<0.00100	<0.00100	<0.00100	<0.00100
TOLUENE	1	mg/l	<0.00100	<0.00100	<0.00100	<0.00100	<0.00100	<0.00100	<0.00100
XYLENES, TOTAL	0.62	mg/l	<0.00300	<0.00300	<0.00300	<0.00300	<0.00300	<0.00300	<0.00300
TPH		mg/l	<0.100	<0.100	<0.100	<0.100	<0.100	<0.100	<0.100
C10-C28 DIESEL RANGE		mg/l	0.193	<0.100	<0.100	<0.100	0.422	<0.300	<0.100
C28-C40 OIL RANGE		mg/l	0.126	<0.100	<0.100	<0.100	1.68	<0.300	<0.100

Acronyms: Reporting Limit (RDL), Feet Below Top of Casing (fbtoc), Quality Control (QC) Total Petroleum Hydrocarbons (TPH), Point Discharge (PD)

Dark grey shading in cells idicates a concentration was measured above RDL

Yellow shading in cells indicates a concentration was measured above NMWQCC-3102 Standards

Blue indicates a concentration was measured above RDL in a blank sample

Footnotes:

1: The "less than" symbol "<" is a method to convey that the target analyte was not encountered above the RDL.

2: Sample was collected from spigot near well head

3:The targeted sample depth was unable to be met due to unforeseen obstruction. The depths listed for the sample ID for the blanks is the targeted sample depth and the depth listed for the representative sample is the deapth reached in the field.

TABLE 9
DW-10
GROUNDWATER QUALITY SUMMARY

October 2023 Dewatering Wells Water Quality Data Summary		Well ID	DW10	DW10	DW10	DW10	DW10	DW10	DW10	DW10
		Depth (fbtoc)	463	463	781	781	781	865	865	865
		Sample Type	Sample	Rinseate Blank	Sample	Field Blank	Rinseate Blank	Sample	Field Blank	Rinseate Blank
		Date Collected	10/09/2023	10/09/2023	10/09/2023	10/09/2023	10/09/2023	10/06/2023	10/06/2023	10/06/2023
Analyte	NM WQCC-3103	Units								
ACENAPHTHENE		mg/l	<0.0000500	<0.0000500	<0.0000500	<0.0000500	<0.0000500	<0.0000500	<0.0000500	<0.0000500
ACENAPHTHYLENE		mg/l	<0.0000500	<0.0000500	<0.0000500	<0.0000500	<0.0000500	<0.0000500	<0.0000500	<0.0000500
ANTHRACENE		mg/l	<0.0000500	<0.0000500	<0.0000500	<0.0000500	<0.0000500	<0.0000500	<0.0000500	<0.0000500
BENZO(A)ANTHRACENE		mg/l	<0.0000500	<0.0000500	<0.0000500	<0.0000500	<0.0000500	<0.0000500	<0.0000500	<0.0000500
BENZO(A)PYRENE	0.0002	mg/l	<0.0000500	<0.0000500	<0.0000500	<0.0000500	<0.0000500	<0.0000500	<0.0000500	<0.0000500
BENZO(B)FLUORANTHENE		mg/l	<0.0000500	<0.0000500	<0.0000500	<0.0000500	<0.0000500	<0.0000500	<0.0000500	<0.0000500
BENZO(K)FLUORANTHENE		mg/l	<0.0000500	<0.0000500	<0.0000500	<0.0000500	<0.0000500	<0.0000500	<0.0000500	<0.0000500
BENZO(G,H,I)PERYLENE		mg/l	<0.0000500	<0.0000500	<0.0000500	<0.0000500	<0.0000500	<0.0000500	<0.0000500	<0.0000500
2-CHLORONAPHTHALENE		mg/l	<0.000250	<0.000250	<0.000250	<0.000250	<0.000250	<0.000250	<0.000250	<0.000250
CHRYSENE		mg/l	<0.0000500	<0.0000500	<0.0000500	<0.0000500	<0.0000500	<0.0000500	<0.0000500	<0.0000500
DIBENZ(A,H)ANTHRACENE		mg/l	<0.0000500	<0.0000500	<0.0000500	<0.0000500	<0.0000500	<0.0000500	<0.0000500	<0.0000500
FLUORANTHENE		mg/l	<0.000100	<0.000100	<0.000100	<0.000100	<0.000100	<0.000100	<0.000100	<0.000100
FLUORENE		mg/l	<0.0000500	<0.0000500	<0.0000500	<0.0000500	<0.0000500	<0.0000500	<0.0000500	<0.0000500
INDENO(1,2,3-CD)PYRENE		mg/l	<0.0000500	<0.0000500	<0.0000500	<0.0000500	<0.0000500	<0.0000500	<0.0000500	<0.0000500
1-METHYLNAPHTHALENE	0.03	mg/l	<0.000250	<0.000250	<0.000250	<0.000250	<0.000250	<0.000250	<0.000250	<0.000250
2-METHYLNAPHTHALENE	0.03	mg/l	<0.000250	<0.000250	<0.000250	<0.000250	<0.000250	<0.000250	<0.000250	<0.000250
NAPHTHALENE	0.03	mg/l	<0.000250	<0.000250	<0.000250	<0.000250	<0.000250	<0.000250	<0.000250	<0.000250
PHENANTHRENE		mg/l	<0.0000500	<0.0000500	<0.0000500	<0.0000500	<0.0000500	<0.0000500	<0.0000500	<0.0000500
PYRENE		mg/l	<0.0000500	<0.0000500	<0.0000500	<0.0000500	<0.0000500	<0.0000500	<0.0000500	<0.0000500
BENZENE	0.005	mg/l	<0.00100	<0.00100	<0.00100	<0.00100	<0.00100	<0.00100	<0.00100	<0.00100
ETHYLBENZENE	0.7	mg/l	<0.00100	<0.00100	<0.00100	<0.00100	<0.00100	<0.00100	<0.00100	<0.00100
TOLUENE	1	mg/l	<0.00100	<0.00100	<0.00100	<0.00100	<0.00100	<0.00100	<0.00100	<0.00100
XYLENES, TOTAL	0.62	mg/l	<0.00300	<0.00300	<0.00300	<0.00300	<0.00300	<0.00300	<0.00300	<0.00300
TPH		mg/l	<0.100	<0.100	<0.100	<0.100	<0.100	<0.100	<0.100	<0.100
C10-C28 DIESEL RANGE		mg/l	0.518	<0.100	0.112	<0.100	<0.100	0.395	<0.100	<0.100
C28-C40 OIL RANGE		mg/l	0.871	<0.100	0.236	<0.100	<0.100	0.74	<0.100	<0.100

Acronyms: Reporting Limit (RDL), Feet Below Top of Casing (fbtoc), Quality Control (QC) Total Petroleum Hydrocarbons (TPH), Point Discharge (PD)

Dark grey shading in cells idicates a concentration was measured above RDL

Yellow shading in cells indicates a concentration was measured above NMWQCC-3102 Standards

Blue indicates a concentration was measured above RDL in a blank sample

Footnotes:

1: The "less than" symbol "<" is a method to convey that the target analyte was not encountered above the RDL.

2: Sample was collected from spigot near well head

3:The targeted sample depth was unable to be met due to unforeseen obstruction. The depths listed for the sample ID for the blanks is the targeted sample depth and the depth listed for the representative sample is the deapth reached in the field.

TABLE 10
DW-11
GROUNDWATER QUALITY SUMMARY

October 2023 Dewatering Wells Water Quality Data Summary		Well ID	DW11	DW11	DW11	DW11	DW11[3]	DW11[3]	DW11[3]
		Depth (fbtoc)	904	904	1100	1100	1750	1750	1750
		Sample Type	Sample	Rinseate Blank	Sample	Rinseate Blank	Sample	Field Blank	Rinseate Blank
		Date Collected	10/10/2023	10/10/2023	10/10/2023	10/10/2023	10/10/2023	10/10/2023	10/10/2023
Analyte	NM WQCC-3103	Units							
ACENAPHTHENE		mg/l	0.00775	0.000118	0.00915	0.00008	0.0105	<0.0000500	<0.0000500
ACENAPHTHYLENE		mg/l	<0.0000500	<0.0000500	<0.0000500	<0.0000500	<0.0000500	<0.0000500	<0.0000500
ANTHRACENE		mg/l	<0.0000500	<0.0000500	<0.0000500	<0.0000500	<0.0000500	<0.0000500	<0.0000500
BENZO(A)ANTHRACENE		mg/l	<0.0000500	<0.0000500	<0.0000500	<0.0000500	<0.0000500	<0.0000500	<0.0000500
BENZO(A)PYRENE	0.0002	mg/l	<0.0000500	<0.0000500	<0.0000500	<0.0000500	<0.0000500	<0.0000500	<0.0000500
BENZO(B)FLUORANTHENE		mg/l	<0.0000500	<0.0000500	<0.0000500	<0.0000500	<0.0000500	<0.0000500	<0.0000500
BENZO(K)FLUORANTHENE		mg/l	<0.0000500	<0.0000500	<0.0000500	<0.0000500	<0.0000500	<0.0000500	<0.0000500
BENZO(G,H,I)PERYLENE		mg/l	<0.0000500	<0.0000500	<0.0000500	<0.0000500	<0.0000500	<0.0000500	<0.0000500
2-CHLORONAPHTHALENE		mg/l	<0.000250	<0.000250	<0.000250	<0.000250	<0.000250	<0.000250	<0.000250
CHRYSENE		mg/l	<0.0000500	<0.0000500	<0.0000500	<0.0000500	<0.0000500	<0.0000500	<0.0000500
DIBENZ(A,H)ANTHRACENE		mg/l	<0.0000500	<0.0000500	<0.0000500	<0.0000500	<0.0000500	<0.0000500	<0.0000500
FLUORANTHENE		mg/l	<0.000100	<0.000100	<0.000100	<0.000100	<0.000100	<0.000100	<0.000100
FLUORENE		mg/l	0.00204	<0.0000500	0.00226	<0.0000500	0.00238	<0.0000500	<0.0000500
INDENO(1,2,3-CD)PYRENE		mg/l	<0.0000500	<0.0000500	<0.0000500	<0.0000500	<0.0000500	<0.0000500	<0.0000500
1-METHYLNAPHTHALENE	0.03	mg/l	<0.0125	<0.000250	<0.0125	<0.000250	<0.0125	<0.000250	<0.000250
2-METHYLNAPHTHALENE	0.03	mg/l	<0.0125	<0.000250	0.0136	<0.000250	0.0155	<0.000250	<0.000250
NAPHTHALENE	0.03	mg/l	0.404	0.000424	0.485	0.000258	0.55	<0.000250	<0.000250
PHENANTHRENE		mg/l	0.000577	<0.0000500	0.000609	<0.0000500	0.000536	<0.0000500	<0.0000500
PYRENE		mg/l	0.0000516	<0.0000500	0.00006	<0.0000500	0.0000768	<0.0000500	<0.0000500
BENZENE	0.005	mg/l	<0.00100	<0.00100	0.00143	<0.00100	0.00137	<0.00100	<0.00100
ETHYLBENZENE	0.7	mg/l	<0.00100	<0.00100	<0.00100	<0.00100	<0.00100	<0.00100	<0.00100
TOLUENE	1	mg/l	0.00185	<0.00100	0.0028	<0.00100	0.00258	<0.00100	<0.00100
XYLENES, TOTAL	0.62	mg/l	<0.00300	<0.00300	<0.00300	<0.00300	<0.00300	<0.00300	<0.00300
TPH		mg/l	<0.100	<0.100	<0.100	<0.100	<0.100	<0.100	<0.100
C10-C28 DIESEL RANGE		mg/l	12.5	<0.100	13.1	<0.100	13	<0.100	<0.100
C28-C40 OIL RANGE		mg/l	9.5	<0.100	8.62	<0.100	7.42	<0.100	<0.100

Acronyms: Reporting Limit (RDL), Feet Below Top of Casing (fbtoc), Quality Control (QC) Total Petroleum Hydrocarbons (TPH), Point Discharge (PD)

Dark grey shading in cells idicates a concentration was measured above RDL

Yellow shading in cells indicates a concentration was measured above NMWQCC-3102 Standards

Blue indicates a concentration was measured above RDL in a blank sample

Footnotes:

1: The "less than" symbol "<" is a method to convey that the target analyte was not encountered above the RDL.

2: Sample was collected from spigot near well head

3:The targeted sample depth was unable to be met due to unforeseen obstruction. The depths listed is the deapth reached in the field, target depth was 2,848 feet.

TABLE 11
DW-12
GROUNDWATER QUALITY SUMMARY

October 2023 Dewatering Wells Water Quality Data Summary		Well ID	DW12	DW12	DW12	DW12
		Depth (fbtoc)	1764	1764	2865	2865
		Sample Type	Sample	Rinseate Blank	Sample	Rinseate Blank
		Date Collected	10/06/2023	10/06/2023	10/05/2023	10/05/2023
Analyte	NM WQCC-3103	Units				
ACENAPHTHENE		mg/l	<0.0000500	<0.0000500	<0.0000500	<0.0000500
ACENAPHTHYLENE		mg/l	<0.0000500	<0.0000500	<0.0000500	<0.0000500
ANTHRACENE		mg/l	<0.0000500	<0.0000500	<0.0000500	<0.0000500
BENZO(A)ANTHRACENE		mg/l	<0.0000500	<0.0000500	<0.0000500	<0.0000500
BENZO(A)PYRENE	0.0002	mg/l	<0.0000500	<0.0000500	<0.0000500	<0.0000500
BENZO(B)FLUORANTHENE		mg/l	<0.0000500	<0.0000500	<0.0000500	<0.0000500
BENZO(K)FLUORANTHENE		mg/l	<0.0000500	<0.0000500	<0.0000500	<0.0000500
BENZO(G,H,I)PERYLENE		mg/l	<0.0000500	<0.0000500	<0.0000500	<0.0000500
2-CHLORONAPHTHALENE		mg/l	<0.000250	<0.000250	<0.000250	<0.000250
CHRYSENE		mg/l	<0.0000500	<0.0000500	<0.0000500	<0.0000500
DIBENZ(A,H)ANTHRACENE		mg/l	<0.0000500	<0.0000500	<0.0000500	<0.0000500
FLUORANTHENE		mg/l	<0.000100	<0.000100	<0.000100	<0.000100
FLUORENE		mg/l	<0.0000500	<0.0000500	<0.0000500	<0.0000500
INDENO(1,2,3-CD)PYRENE		mg/l	<0.0000500	<0.0000500	<0.0000500	<0.0000500
1-METHYLNAPHTHALENE	0.03	mg/l	<0.000250	<0.000250	<0.000250	<0.000250
2-METHYLNAPHTHALENE	0.03	mg/l	<0.000250	<0.000250	<0.000250	<0.000250
NAPHTHALENE	0.03	mg/l	<0.000250	<0.000250	<0.000250	<0.000250
PHENANTHRENE		mg/l	<0.0000500	<0.0000500	<0.0000500	<0.0000500
PYRENE		mg/l	<0.0000500	<0.0000500	<0.0000500	<0.0000500
BENZENE	0.005	mg/l	<0.00100	<0.00100	<0.00100	<0.00100
ETHYLBENZENE	0.7	mg/l	<0.00100	<0.00100	<0.00100	<0.00100
TOLUENE	1	mg/l	<0.00100	<0.00100	<0.00100	<0.00100
XYLENES, TOTAL	0.62	mg/l	<0.00300	<0.00300	<0.00300	<0.00300
TPH		mg/l	<0.100	<0.100	<0.100	<0.100
C10-C28 DIESEL RANGE		mg/l	0.246	<0.100	0.156	<0.100
C28-C40 OIL RANGE		mg/l	0.126	<0.100	0.116	<0.100

Acronyms: Reporting Limit (RDL), Feet Below Top of Casing (fbtoc), Quality Control (QC) Total Petroleum Hydrocarbons (TPH), Point Discharge (PD)

Dark grey shading in cells idicates a concentration was measured above RDL

Yellow shading in cells indicates a concentration was measured above NMWQCC-3102 Standards

Blue indicates a concentration was measured above RDL in a blank sample

Footnotes:

1: The "less than" symbol "<" is a method to convey that the target analyte was not encountered above the RDL.

2: Sample was collected from spigot near well head

3:The targeted sample depth was unable to be met due to unforeseen obstruction. The depths listed for the sample ID for the blanks is the targeted sample depth and the depth listed for the representative sample is the deapth reached in the field.

ATTACHMENT A
OCTOBER 2023 WATER QUALITY SAMPLING DATA FOR DEWATERING WELLS

ANALYTICAL REPORT

October 18, 2023

Rio Grande Resources Corp

Sample Delivery Group:	L1662801
Samples Received:	10/04/2023
Project Number:	111360
Description:	Mt Taylor
Report To:	Eric Roads 219 S 2nd St Raton, NM 87740

Entire Report Reviewed By:

John Hawkins
Project Manager

Results relate only to the items tested or calibrated and are reported as rounded values. This test report shall not be reproduced, except in full, without written approval of the laboratory. Where applicable, sampling conducted by Pace Analytical National is performed per guidance provided in laboratory standard operating procedures ENV-SOP-MTJL-0067 and ENV-SOP-MTJL-0068. Where sampling conducted by the customer, results relate to the accuracy of the information provided, and as the samples are received.

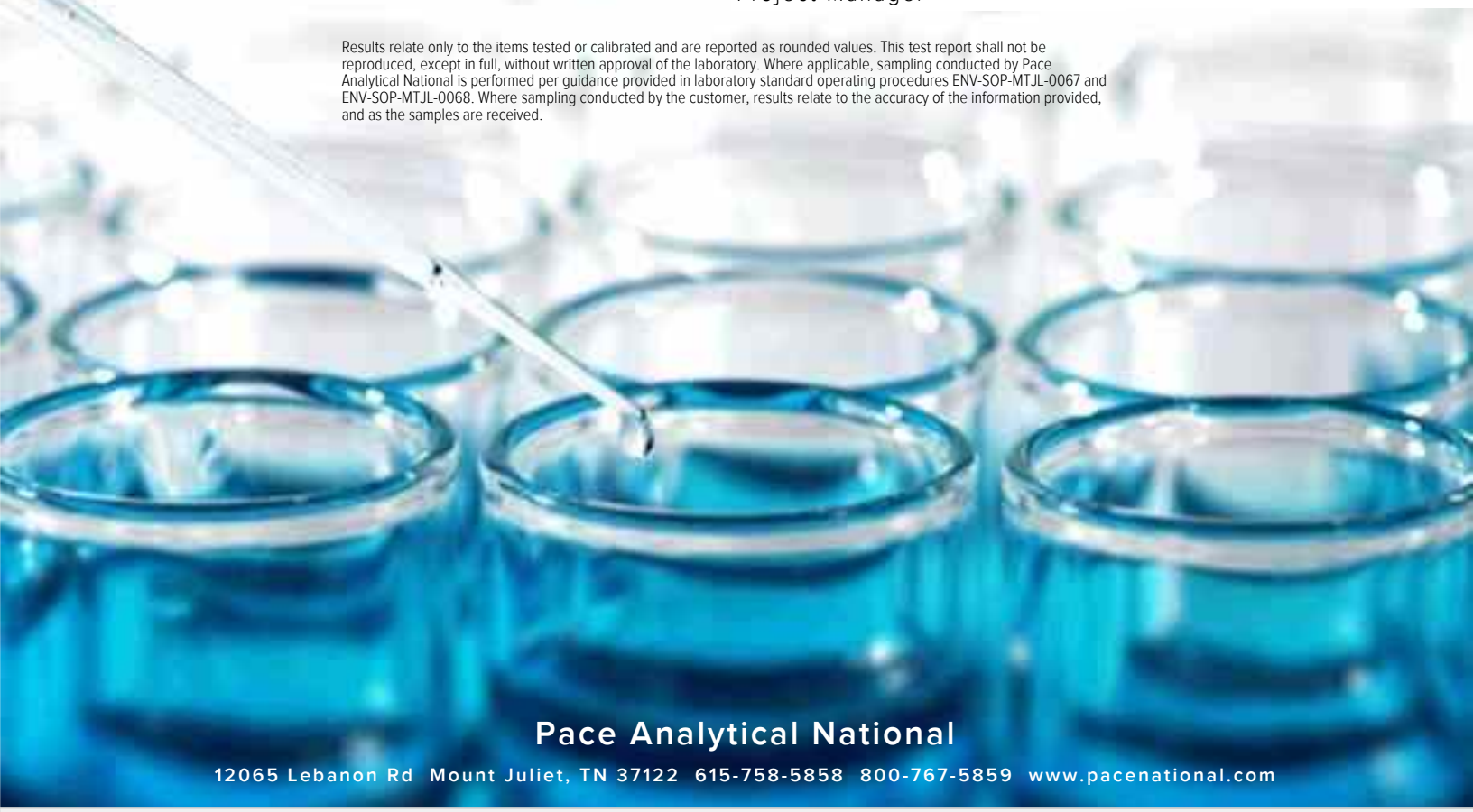

Pace Analytical National
12065 Lebanon Rd Mount Juliet, TN 37122 615-758-5858 800-767-5859 www.pacenational.com

TABLE OF CONTENTS

Cp: Cover Page 1

Tc: Table of Contents 2

Ss: Sample Summary 3

Cn: Case Narrative 5

Sr: Sample Results 6

MT-GW-TS-900-DW7-100323-K3 L1662801-01 6

MT-GW-TS-900-DW7-100323 L1662801-02 7

MT-GW-TS-900-DW7-100323-K2 L1662801-03 8

MT-GW-TS-785-DW1-100323-K3 L1662801-04 9

MT-GW-TS-785-DW1-100323-K4 L1662801-05 10

MT-GW-TS-785-DW1-100323 L1662801-06 11

MT-GW-TS-785-DW1-100323-K1 L1662801-07 12

Qc: Quality Control Summary 13

Volatile Organic Compounds (GC) by Method 8015D/GRO 13

Volatile Organic Compounds (GC/MS) by Method 8260B 15

Semi-Volatile Organic Compounds (GC) by Method 8015 17

Semi Volatile Organic Compounds (GC/MS) by Method 8270C-SIM 18

Gl: Glossary of Terms 22

Al: Accreditations & Locations 23

Sc: Sample Chain of Custody 24

MT-GW-TS-900-DW7-100323-K3 L1662801-01 GW

Collected by: Tyler Davis | Collected date/time: 10/02/23 15:42 | Received date/time: 10/04/23 09:00

Method	Batch	Dilution	Preparation date/time	Analysis date/time	Analyst	Location
Volatile Organic Compounds (GC) by Method 8015D/GRO	WG2147534	1	10/09/23 23:28	10/09/23 23:28	DYW	Mt. Juliet, TN
Volatile Organic Compounds (GC/MS) by Method 8260B	WG2147038	1	10/07/23 14:03	10/07/23 14:03	DYW	Mt. Juliet, TN
Semi-Volatile Organic Compounds (GC) by Method 8015	WG2150669	1	10/14/23 19:59	10/16/23 21:44	TJD	Mt. Juliet, TN
Semi Volatile Organic Compounds (GC/MS) by Method 8270C-SIM	WG2147261	1	10/09/23 07:30	10/09/23 15:47	DSH	Mt. Juliet, TN

MT-GW-TS-900-DW7-100323 L1662801-02 GW

Collected by: Tyler Davis | Collected date/time: 10/02/23 16:46 | Received date/time: 10/04/23 09:00

Method	Batch	Dilution	Preparation date/time	Analysis date/time	Analyst	Location
Volatile Organic Compounds (GC) by Method 8015D/GRO	WG2147534	1	10/09/23 23:50	10/09/23 23:50	DYW	Mt. Juliet, TN
Volatile Organic Compounds (GC/MS) by Method 8260B	WG2147038	1	10/07/23 14:24	10/07/23 14:24	DYW	Mt. Juliet, TN
Semi-Volatile Organic Compounds (GC) by Method 8015	WG2150669	1	10/14/23 19:59	10/16/23 22:03	TJD	Mt. Juliet, TN
Semi Volatile Organic Compounds (GC/MS) by Method 8270C-SIM	WG2147261	1	10/09/23 07:30	10/09/23 16:05	DSH	Mt. Juliet, TN

MT-GW-TS-900-DW7-100323-K2 L1662801-03 GW

Collected by: Tyler Davis | Collected date/time: 10/02/23 17:42 | Received date/time: 10/04/23 09:00

Method	Batch	Dilution	Preparation date/time	Analysis date/time	Analyst	Location
Volatile Organic Compounds (GC) by Method 8015D/GRO	WG2147534	1	10/10/23 00:12	10/10/23 00:12	DYW	Mt. Juliet, TN
Volatile Organic Compounds (GC/MS) by Method 8260B	WG2147038	1	10/07/23 14:45	10/07/23 14:45	DYW	Mt. Juliet, TN
Semi-Volatile Organic Compounds (GC) by Method 8015	WG2150669	1	10/14/23 19:59	10/16/23 22:23	TJD	Mt. Juliet, TN
Semi Volatile Organic Compounds (GC/MS) by Method 8270C-SIM	WG2147261	1	10/09/23 07:30	10/09/23 16:22	DSH	Mt. Juliet, TN

MT-GW-TS-785-DW1-100323-K3 L1662801-04 GW

Collected by: Tyler Davis | Collected date/time: 10/03/23 10:58 | Received date/time: 10/04/23 09:00

Method	Batch	Dilution	Preparation date/time	Analysis date/time	Analyst	Location
Volatile Organic Compounds (GC) by Method 8015D/GRO	WG2150834	1	10/13/23 17:12	10/13/23 17:12	DWR	Mt. Juliet, TN
Volatile Organic Compounds (GC/MS) by Method 8260B	WG2147038	1	10/07/23 15:06	10/07/23 15:06	DYW	Mt. Juliet, TN
Semi-Volatile Organic Compounds (GC) by Method 8015	WG2150669	1	10/14/23 19:59	10/16/23 22:43	TJD	Mt. Juliet, TN
Semi Volatile Organic Compounds (GC/MS) by Method 8270C-SIM	WG2147558	1	10/09/23 17:02	10/10/23 02:04	DSH	Mt. Juliet, TN

MT-GW-TS-785-DW1-100323-K4 L1662801-05 GW

Collected by: Tyler Davis | Collected date/time: 10/03/23 11:09 | Received date/time: 10/04/23 09:00

Method	Batch	Dilution	Preparation date/time	Analysis date/time	Analyst	Location
Volatile Organic Compounds (GC) by Method 8015D/GRO	WG2150834	1	10/13/23 17:57	10/13/23 17:57	DWR	Mt. Juliet, TN
Volatile Organic Compounds (GC/MS) by Method 8260B	WG2148770	1	10/10/23 23:18	10/10/23 23:18	JCP	Mt. Juliet, TN
Semi-Volatile Organic Compounds (GC) by Method 8015	WG2150669	1	10/14/23 19:59	10/16/23 23:03	TJD	Mt. Juliet, TN
Semi Volatile Organic Compounds (GC/MS) by Method 8270C-SIM	WG2147558	1	10/09/23 17:02	10/10/23 02:24	DSH	Mt. Juliet, TN

MT-GW-TS-785-DW1-100323 L1662801-06 GW

Collected by: Tyler Davis | Collected date/time: 10/03/23 12:43 | Received date/time: 10/04/23 09:00

Method	Batch	Dilution	Preparation date/time	Analysis date/time	Analyst	Location
Volatile Organic Compounds (GC) by Method 8015D/GRO	WG2150834	1	10/13/23 18:19	10/13/23 18:19	DWR	Mt. Juliet, TN
Volatile Organic Compounds (GC/MS) by Method 8260B	WG2148770	1	10/10/23 23:41	10/10/23 23:41	JCP	Mt. Juliet, TN
Semi-Volatile Organic Compounds (GC) by Method 8015	WG2150669	1	10/14/23 19:59	10/16/23 23:22	TJD	Mt. Juliet, TN
Semi Volatile Organic Compounds (GC/MS) by Method 8270C-SIM	WG2147558	1	10/09/23 17:02	10/10/23 02:44	DSH	Mt. Juliet, TN

MT-GW-TS-785-DW1-100323-K1 L1662801-07 GW

Collected by	Collected date/time	Received date/time
Tyler Davis	10/03/23 12:43	10/04/23 09:00

Method	Batch	Dilution	Preparation date/time	Analysis date/time	Analyst	Location
Volatile Organic Compounds (GC) by Method 8015D/GRO	WG2150834	1	10/13/23 18:42	10/13/23 18:42	DWR	Mt. Juliet, TN
Volatile Organic Compounds (GC/MS) by Method 8260B	WG2148770	1	10/11/23 00:03	10/11/23 00:03	JCP	Mt. Juliet, TN
Semi-Volatile Organic Compounds (GC) by Method 8015	WG2150669	1	10/14/23 19:59	10/16/23 23:42	TJD	Mt. Juliet, TN
Semi Volatile Organic Compounds (GC/MS) by Method 8270C-SIM	WG2147558	1	10/09/23 17:02	10/10/23 03:03	DSH	Mt. Juliet, TN

All sample aliquots were received at the correct temperature, in the proper containers, with the appropriate preservatives, and within method specified holding times, unless qualified or notated within the report. Where applicable, all MDL (LOD) and RDL (LOQ) values reported for environmental samples have been corrected for the dilution factor used in the analysis. All Method and Batch Quality Control are within established criteria except where addressed in this case narrative, a non-conformance form or properly qualified within the sample results. By my digital signature below, I affirm to the best of my knowledge, all problems/anomalies observed by the laboratory as having the potential to affect the quality of the data have been identified by the laboratory, and no information or data have been knowingly withheld that would affect the quality of the data.

John V Hawkins

John Hawkins
Project Manager

Volatile Organic Compounds (GC) by Method 8015D/GRO

Analyte	Result mg/l	Qualifier	RDL mg/l	Dilution	Analysis date / time	Batch
TPH (GC/FID) Low Fraction	ND		0.100	1	10/09/2023 23:28	WG2147534
(S) a,a,a-Trifluorotoluene(FID)	*99.7*		*78.0-120*		*10/09/2023 23:28*	WG2147534

Volatile Organic Compounds (GC/MS) by Method 8260B

Analyte	Result mg/l	Qualifier	RDL mg/l	Dilution	Analysis date / time	Batch
Benzene	ND		0.00100	1	10/07/2023 14:03	WG2147038
Toluene	ND		0.00100	1	10/07/2023 14:03	WG2147038
Ethylbenzene	ND		0.00100	1	10/07/2023 14:03	WG2147038
Total Xylenes	ND		0.00300	1	10/07/2023 14:03	WG2147038
(S) Toluene-d8	*97.1*		*80.0-120*		*10/07/2023 14:03*	WG2147038
(S) 4-Bromofluorobenzene	*90.1*		*77.0-126*		*10/07/2023 14:03*	WG2147038
(S) 1,2-Dichloroethane-d4	*109*		*70.0-130*		*10/07/2023 14:03*	WG2147038

Semi-Volatile Organic Compounds (GC) by Method 8015

Analyte	Result mg/l	Qualifier	RDL mg/l	Dilution	Analysis date / time	Batch
C10-C28 Diesel Range	ND		0.100	1	10/16/2023 21:44	WG2150669
C28-C40 Oil Range	ND		0.100	1	10/16/2023 21:44	WG2150669
(S) o-Terphenyl	*81.5*		*52.0-156*		*10/16/2023 21:44*	WG2150669

Semi Volatile Organic Compounds (GC/MS) by Method 8270C-SIM

Analyte	Result mg/l	Qualifier	RDL mg/l	Dilution	Analysis date / time	Batch
Anthracene	ND		0.0000500	1	10/09/2023 15:47	WG2147261
Acenaphthene	ND		0.0000500	1	10/09/2023 15:47	WG2147261
Acenaphthylene	ND		0.0000500	1	10/09/2023 15:47	WG2147261
Benzo(a)anthracene	ND		0.0000500	1	10/09/2023 15:47	WG2147261
Benzo(a)pyrene	ND		0.0000500	1	10/09/2023 15:47	WG2147261
Benzo(b)fluoranthene	ND		0.0000500	1	10/09/2023 15:47	WG2147261
Benzo(g,h,i)perylene	ND		0.0000500	1	10/09/2023 15:47	WG2147261
Benzo(k)fluoranthene	ND		0.0000500	1	10/09/2023 15:47	WG2147261
Chrysene	ND		0.0000500	1	10/09/2023 15:47	WG2147261
Dibenz(a,h)anthracene	ND		0.0000500	1	10/09/2023 15:47	WG2147261
Fluoranthene	ND		0.000100	1	10/09/2023 15:47	WG2147261
Fluorene	ND		0.0000500	1	10/09/2023 15:47	WG2147261
Indeno(1,2,3-cd)pyrene	ND		0.0000500	1	10/09/2023 15:47	WG2147261
Naphthalene	ND		0.000250	1	10/09/2023 15:47	WG2147261
Phenanthrene	ND		0.0000500	1	10/09/2023 15:47	WG2147261
Pyrene	ND		0.0000500	1	10/09/2023 15:47	WG2147261
1-Methylnaphthalene	ND		0.000250	1	10/09/2023 15:47	WG2147261
2-Methylnaphthalene	ND		0.000250	1	10/09/2023 15:47	WG2147261
2-Chloronaphthalene	ND		0.000250	1	10/09/2023 15:47	WG2147261
(S) Nitrobenzene-d5	*109*		*31.0-160*		*10/09/2023 15:47*	WG2147261
(S) 2-Fluorobiphenyl	*86.8*		*48.0-148*		*10/09/2023 15:47*	WG2147261
(S) p-Terphenyl-d14	*87.4*		*37.0-146*		*10/09/2023 15:47*	WG2147261

Volatile Organic Compounds (GC) by Method 8015D/GRO

Analyte	Result mg/l	Qualifier	RDL mg/l	Dilution	Analysis date / time	Batch
TPH (GC/FID) Low Fraction	ND		0.100	1	10/09/2023 23:50	WG2147534
(S) a,a,a-Trifluorotoluene(FID)	*106*		*78.0-120*		*10/09/2023 23:50*	WG2147534

Volatile Organic Compounds (GC/MS) by Method 8260B

Analyte	Result mg/l	Qualifier	RDL mg/l	Dilution	Analysis date / time	Batch
Benzene	ND		0.00100	1	10/07/2023 14:24	WG2147038
Toluene	ND		0.00100	1	10/07/2023 14:24	WG2147038
Ethylbenzene	ND		0.00100	1	10/07/2023 14:24	WG2147038
Total Xylenes	ND		0.00300	1	10/07/2023 14:24	WG2147038
(S) Toluene-d8	*89.4*		*80.0-120*		*10/07/2023 14:24*	WG2147038
(S) 4-Bromofluorobenzene	*93.8*		*77.0-126*		*10/07/2023 14:24*	WG2147038
(S) 1,2-Dichloroethane-d4	*110*		*70.0-130*		*10/07/2023 14:24*	WG2147038

Semi-Volatile Organic Compounds (GC) by Method 8015

Analyte	Result mg/l	Qualifier	RDL mg/l	Dilution	Analysis date / time	Batch
C10-C28 Diesel Range	0.166		0.100	1	10/16/2023 22:03	WG2150669
C28-C40 Oil Range	ND		0.100	1	10/16/2023 22:03	WG2150669
(S) o-Terphenyl	*81.0*		*52.0-156*		*10/16/2023 22:03*	WG2150669

Semi Volatile Organic Compounds (GC/MS) by Method 8270C-SIM

Analyte	Result mg/l	Qualifier	RDL mg/l	Dilution	Analysis date / time	Batch
Anthracene	ND		0.0000500	1	10/09/2023 16:05	WG2147261
Acenaphthene	ND		0.0000500	1	10/09/2023 16:05	WG2147261
Acenaphthylene	ND		0.0000500	1	10/09/2023 16:05	WG2147261
Benzo(a)anthracene	ND		0.0000500	1	10/09/2023 16:05	WG2147261
Benzo(a)pyrene	ND		0.0000500	1	10/09/2023 16:05	WG2147261
Benzo(b)fluoranthene	ND		0.0000500	1	10/09/2023 16:05	WG2147261
Benzo(g,h,i)perylene	ND		0.0000500	1	10/09/2023 16:05	WG2147261
Benzo(k)fluoranthene	ND		0.0000500	1	10/09/2023 16:05	WG2147261
Chrysene	ND		0.0000500	1	10/09/2023 16:05	WG2147261
Dibenz(a,h)anthracene	ND		0.0000500	1	10/09/2023 16:05	WG2147261
Fluoranthene	ND		0.000100	1	10/09/2023 16:05	WG2147261
Fluorene	ND		0.0000500	1	10/09/2023 16:05	WG2147261
Indeno(1,2,3-cd)pyrene	ND		0.0000500	1	10/09/2023 16:05	WG2147261
Naphthalene	ND		0.000250	1	10/09/2023 16:05	WG2147261
Phenanthrene	ND		0.0000500	1	10/09/2023 16:05	WG2147261
Pyrene	ND		0.0000500	1	10/09/2023 16:05	WG2147261
1-Methylnaphthalene	ND		0.000250	1	10/09/2023 16:05	WG2147261
2-Methylnaphthalene	ND		0.000250	1	10/09/2023 16:05	WG2147261
2-Chloronaphthalene	ND		0.000250	1	10/09/2023 16:05	WG2147261
(S) Nitrobenzene-d5	*87.9*		*31.0-160*		*10/09/2023 16:05*	WG2147261
(S) 2-Fluorobiphenyl	*84.7*		*48.0-148*		*10/09/2023 16:05*	WG2147261
(S) p-Terphenyl-d14	*84.2*		*37.0-146*		*10/09/2023 16:05*	WG2147261

Volatile Organic Compounds (GC) by Method 8015D/GRO

Analyte	Result mg/l	Qualifier	RDL mg/l	Dilution	Analysis date / time	Batch
TPH (GC/FID) Low Fraction	ND		0.100	1	10/10/2023 00:12	WG2147534
(S) a,a,a-Trifluorotoluene(FID)	*106*		*78.0-120*		*10/10/2023 00:12*	WG2147534

Volatile Organic Compounds (GC/MS) by Method 8260B

Analyte	Result mg/l	Qualifier	RDL mg/l	Dilution	Analysis date / time	Batch
Benzene	ND		0.00100	1	10/07/2023 14:45	WG2147038
Toluene	ND		0.00100	1	10/07/2023 14:45	WG2147038
Ethylbenzene	ND		0.00100	1	10/07/2023 14:45	WG2147038
Total Xylenes	ND		0.00300	1	10/07/2023 14:45	WG2147038
(S) Toluene-d8	*92.7*		*80.0-120*		*10/07/2023 14:45*	WG2147038
(S) 4-Bromofluorobenzene	*95.3*		*77.0-126*		*10/07/2023 14:45*	WG2147038
(S) 1,2-Dichloroethane-d4	*111*		*70.0-130*		*10/07/2023 14:45*	WG2147038

Semi-Volatile Organic Compounds (GC) by Method 8015

Analyte	Result mg/l	Qualifier	RDL mg/l	Dilution	Analysis date / time	Batch
C10-C28 Diesel Range	ND		0.100	1	10/16/2023 22:23	WG2150669
C28-C40 Oil Range	ND		0.100	1	10/16/2023 22:23	WG2150669
(S) o-Terphenyl	*80.0*		*52.0-156*		*10/16/2023 22:23*	WG2150669

Semi Volatile Organic Compounds (GC/MS) by Method 8270C-SIM

Analyte	Result mg/l	Qualifier	RDL mg/l	Dilution	Analysis date / time	Batch
Anthracene	ND		0.0000500	1	10/09/2023 16:22	WG2147261
Acenaphthene	ND		0.0000500	1	10/09/2023 16:22	WG2147261
Acenaphthylene	ND		0.0000500	1	10/09/2023 16:22	WG2147261
Benzo(a)anthracene	ND		0.0000500	1	10/09/2023 16:22	WG2147261
Benzo(a)pyrene	ND		0.0000500	1	10/09/2023 16:22	WG2147261
Benzo(b)fluoranthene	ND		0.0000500	1	10/09/2023 16:22	WG2147261
Benzo(g,h,i)perylene	ND		0.0000500	1	10/09/2023 16:22	WG2147261
Benzo(k)fluoranthene	ND		0.0000500	1	10/09/2023 16:22	WG2147261
Chrysene	ND		0.0000500	1	10/09/2023 16:22	WG2147261
Dibenz(a,h)anthracene	ND		0.0000500	1	10/09/2023 16:22	WG2147261
Fluoranthene	ND		0.000100	1	10/09/2023 16:22	WG2147261
Fluorene	ND		0.0000500	1	10/09/2023 16:22	WG2147261
Indeno(1,2,3-cd)pyrene	ND		0.0000500	1	10/09/2023 16:22	WG2147261
Naphthalene	ND		0.000250	1	10/09/2023 16:22	WG2147261
Phenanthrene	ND		0.0000500	1	10/09/2023 16:22	WG2147261
Pyrene	ND		0.0000500	1	10/09/2023 16:22	WG2147261
1-Methylnaphthalene	ND		0.000250	1	10/09/2023 16:22	WG2147261
2-Methylnaphthalene	ND		0.000250	1	10/09/2023 16:22	WG2147261
2-Chloronaphthalene	ND		0.000250	1	10/09/2023 16:22	WG2147261
(S) Nitrobenzene-d5	*107*		*31.0-160*		*10/09/2023 16:22*	WG2147261
(S) 2-Fluorobiphenyl	*87.9*		*48.0-148*		*10/09/2023 16:22*	WG2147261
(S) p-Terphenyl-d14	*91.1*		*37.0-146*		*10/09/2023 16:22*	WG2147261

Volatile Organic Compounds (GC) by Method 8015D/GRO

Analyte	Result mg/l	Qualifier	RDL mg/l	Dilution	Analysis date / time	Batch
TPH (GC/FID) Low Fraction	ND		0.100	1	10/13/2023 17:12	WG2150834
(S) a,a,a-Trifluorotoluene(FID)	*89.9*		*78.0-120*		*10/13/2023 17:12*	WG2150834

Volatile Organic Compounds (GC/MS) by Method 8260B

Analyte	Result mg/l	Qualifier	RDL mg/l	Dilution	Analysis date / time	Batch
Benzene	ND		0.00100	1	10/07/2023 15:06	WG2147038
Toluene	ND		0.00100	1	10/07/2023 15:06	WG2147038
Ethylbenzene	ND		0.00100	1	10/07/2023 15:06	WG2147038
Total Xylenes	ND		0.00300	1	10/07/2023 15:06	WG2147038
(S) Toluene-d8	*91.3*		*80.0-120*		*10/07/2023 15:06*	WG2147038
(S) 4-Bromofluorobenzene	*95.6*		*77.0-126*		*10/07/2023 15:06*	WG2147038
(S) 1,2-Dichloroethane-d4	*110*		*70.0-130*		*10/07/2023 15:06*	WG2147038

Semi-Volatile Organic Compounds (GC) by Method 8015

Analyte	Result mg/l	Qualifier	RDL mg/l	Dilution	Analysis date / time	Batch
C10-C28 Diesel Range	ND		0.100	1	10/16/2023 22:43	WG2150669
C28-C40 Oil Range	ND		0.100	1	10/16/2023 22:43	WG2150669
(S) o-Terphenyl	*80.0*		*52.0-156*		*10/16/2023 22:43*	WG2150669

Semi Volatile Organic Compounds (GC/MS) by Method 8270C-SIM

Analyte	Result mg/l	Qualifier	RDL mg/l	Dilution	Analysis date / time	Batch
Anthracene	ND		0.0000500	1	10/10/2023 02:04	WG2147558
Acenaphthene	ND		0.0000500	1	10/10/2023 02:04	WG2147558
Acenaphthylene	ND		0.0000500	1	10/10/2023 02:04	WG2147558
Benzo(a)anthracene	ND		0.0000500	1	10/10/2023 02:04	WG2147558
Benzo(a)pyrene	ND		0.0000500	1	10/10/2023 02:04	WG2147558
Benzo(b)fluoranthene	ND		0.0000500	1	10/10/2023 02:04	WG2147558
Benzo(g,h,i)perylene	ND	J4	0.0000500	1	10/10/2023 02:04	WG2147558
Benzo(k)fluoranthene	ND		0.0000500	1	10/10/2023 02:04	WG2147558
Chrysene	ND		0.0000500	1	10/10/2023 02:04	WG2147558
Dibenz(a,h)anthracene	ND		0.0000500	1	10/10/2023 02:04	WG2147558
Fluoranthene	ND		0.000100	1	10/10/2023 02:04	WG2147558
Fluorene	ND		0.0000500	1	10/10/2023 02:04	WG2147558
Indeno(1,2,3-cd)pyrene	ND		0.0000500	1	10/10/2023 02:04	WG2147558
Naphthalene	ND		0.000250	1	10/10/2023 02:04	WG2147558
Phenanthrene	ND		0.0000500	1	10/10/2023 02:04	WG2147558
Pyrene	ND		0.0000500	1	10/10/2023 02:04	WG2147558
1-Methylnaphthalene	ND		0.000250	1	10/10/2023 02:04	WG2147558
2-Methylnaphthalene	ND		0.000250	1	10/10/2023 02:04	WG2147558
2-Chloronaphthalene	ND		0.000250	1	10/10/2023 02:04	WG2147558
(S) Nitrobenzene-d5	*95.3*		*31.0-160*		*10/10/2023 02:04*	WG2147558
(S) 2-Fluorobiphenyl	*102*		*48.0-148*		*10/10/2023 02:04*	WG2147558
(S) p-Terphenyl-d14	*73.7*		*37.0-146*		*10/10/2023 02:04*	WG2147558

Volatile Organic Compounds (GC) by Method 8015D/GRO

Analyte	Result mg/l	Qualifier	RDL mg/l	Dilution	Analysis date / time	Batch
TPH (GC/FID) Low Fraction	ND		0.100	1	10/13/2023 17:57	WG2150834
(S) a,a,a-Trifluorotoluene(FID)	*89.9*		*78.0-120*		*10/13/2023 17:57*	WG2150834

Volatile Organic Compounds (GC/MS) by Method 8260B

Analyte	Result mg/l	Qualifier	RDL mg/l	Dilution	Analysis date / time	Batch
Benzene	ND		0.00100	1	10/10/2023 23:18	WG2148770
Toluene	ND		0.00100	1	10/10/2023 23:18	WG2148770
Ethylbenzene	ND		0.00100	1	10/10/2023 23:18	WG2148770
Total Xylenes	ND		0.00300	1	10/10/2023 23:18	WG2148770
(S) Toluene-d8	*90.3*		*80.0-120*		*10/10/2023 23:18*	WG2148770
(S) 4-Bromofluorobenzene	*97.0*		*77.0-126*		*10/10/2023 23:18*	WG2148770
(S) 1,2-Dichloroethane-d4	*119*		*70.0-130*		*10/10/2023 23:18*	WG2148770

Semi-Volatile Organic Compounds (GC) by Method 8015

Analyte	Result mg/l	Qualifier	RDL mg/l	Dilution	Analysis date / time	Batch
C10-C28 Diesel Range	ND		0.100	1	10/16/2023 23:03	WG2150669
C28-C40 Oil Range	ND		0.100	1	10/16/2023 23:03	WG2150669
(S) o-Terphenyl	*88.0*		*52.0-156*		*10/16/2023 23:03*	WG2150669

Semi Volatile Organic Compounds (GC/MS) by Method 8270C-SIM

Analyte	Result mg/l	Qualifier	RDL mg/l	Dilution	Analysis date / time	Batch
Anthracene	ND		0.0000500	1	10/10/2023 02:24	WG2147558
Acenaphthene	ND		0.0000500	1	10/10/2023 02:24	WG2147558
Acenaphthylene	ND		0.0000500	1	10/10/2023 02:24	WG2147558
Benzo(a)anthracene	ND		0.0000500	1	10/10/2023 02:24	WG2147558
Benzo(a)pyrene	ND		0.0000500	1	10/10/2023 02:24	WG2147558
Benzo(b)fluoranthene	ND		0.0000500	1	10/10/2023 02:24	WG2147558
Benzo(g,h,i)perylene	ND	J4	0.0000500	1	10/10/2023 02:24	WG2147558
Benzo(k)fluoranthene	ND		0.0000500	1	10/10/2023 02:24	WG2147558
Chrysene	ND		0.0000500	1	10/10/2023 02:24	WG2147558
Dibenz(a,h)anthracene	ND		0.0000500	1	10/10/2023 02:24	WG2147558
Fluoranthene	ND		0.000100	1	10/10/2023 02:24	WG2147558
Fluorene	ND		0.0000500	1	10/10/2023 02:24	WG2147558
Indeno(1,2,3-cd)pyrene	ND		0.0000500	1	10/10/2023 02:24	WG2147558
Naphthalene	ND		0.000250	1	10/10/2023 02:24	WG2147558
Phenanthrene	ND		0.0000500	1	10/10/2023 02:24	WG2147558
Pyrene	ND		0.0000500	1	10/10/2023 02:24	WG2147558
1-Methylnaphthalene	ND		0.000250	1	10/10/2023 02:24	WG2147558
2-Methylnaphthalene	ND		0.000250	1	10/10/2023 02:24	WG2147558
2-Chloronaphthalene	ND		0.000250	1	10/10/2023 02:24	WG2147558
(S) Nitrobenzene-d5	*92.6*		*31.0-160*		*10/10/2023 02:24*	WG2147558
(S) 2-Fluorobiphenyl	*102*		*48.0-148*		*10/10/2023 02:24*	WG2147558
(S) p-Terphenyl-d14	*77.4*		*37.0-146*		*10/10/2023 02:24*	WG2147558

Volatile Organic Compounds (GC) by Method 8015D/GRO

Analyte	Result mg/l	Qualifier	RDL mg/l	Dilution	Analysis date / time	Batch
TPH (GC/FID) Low Fraction	ND		0.100	1	10/13/2023 18:19	WG2150834
(S) a,a,a-Trifluorotoluene(FID)	*89.6*		*78.0-120*		*10/13/2023 18:19*	WG2150834

Volatile Organic Compounds (GC/MS) by Method 8260B

Analyte	Result mg/l	Qualifier	RDL mg/l	Dilution	Analysis date / time	Batch
Benzene	ND		0.00100	1	10/10/2023 23:41	WG2148770
Toluene	ND		0.00100	1	10/10/2023 23:41	WG2148770
Ethylbenzene	ND		0.00100	1	10/10/2023 23:41	WG2148770
Total Xylenes	ND		0.00300	1	10/10/2023 23:41	WG2148770
(S) Toluene-d8	*93.3*		*80.0-120*		*10/10/2023 23:41*	WG2148770
(S) 4-Bromofluorobenzene	*93.6*		*77.0-126*		*10/10/2023 23:41*	WG2148770
(S) 1,2-Dichloroethane-d4	*118*		*70.0-130*		*10/10/2023 23:41*	WG2148770

Semi-Volatile Organic Compounds (GC) by Method 8015

Analyte	Result mg/l	Qualifier	RDL mg/l	Dilution	Analysis date / time	Batch
C10-C28 Diesel Range	ND		0.100	1	10/16/2023 23:22	WG2150669
C28-C40 Oil Range	ND		0.100	1	10/16/2023 23:22	WG2150669
(S) o-Terphenyl	*82.0*		*52.0-156*		*10/16/2023 23:22*	WG2150669

Semi Volatile Organic Compounds (GC/MS) by Method 8270C-SIM

Analyte	Result mg/l	Qualifier	RDL mg/l	Dilution	Analysis date / time	Batch
Anthracene	ND		0.0000500	1	10/10/2023 02:44	WG2147558
Acenaphthene	ND		0.0000500	1	10/10/2023 02:44	WG2147558
Acenaphthylene	ND		0.0000500	1	10/10/2023 02:44	WG2147558
Benzo(a)anthracene	ND		0.0000500	1	10/10/2023 02:44	WG2147558
Benzo(a)pyrene	ND		0.0000500	1	10/10/2023 02:44	WG2147558
Benzo(b)fluoranthene	ND		0.0000500	1	10/10/2023 02:44	WG2147558
Benzo(g,h,i)perylene	ND	J4	0.0000500	1	10/10/2023 02:44	WG2147558
Benzo(k)fluoranthene	ND		0.0000500	1	10/10/2023 02:44	WG2147558
Chrysene	ND		0.0000500	1	10/10/2023 02:44	WG2147558
Dibenz(a,h)anthracene	ND		0.0000500	1	10/10/2023 02:44	WG2147558
Fluoranthene	ND		0.000100	1	10/10/2023 02:44	WG2147558
Fluorene	ND		0.0000500	1	10/10/2023 02:44	WG2147558
Indeno(1,2,3-cd)pyrene	ND		0.0000500	1	10/10/2023 02:44	WG2147558
Naphthalene	ND		0.000250	1	10/10/2023 02:44	WG2147558
Phenanthrene	ND		0.0000500	1	10/10/2023 02:44	WG2147558
Pyrene	ND		0.0000500	1	10/10/2023 02:44	WG2147558
1-Methylnaphthalene	ND		0.000250	1	10/10/2023 02:44	WG2147558
2-Methylnaphthalene	ND		0.000250	1	10/10/2023 02:44	WG2147558
2-Chloronaphthalene	ND		0.000250	1	10/10/2023 02:44	WG2147558
(S) Nitrobenzene-d5	*95.3*		*31.0-160*		*10/10/2023 02:44*	WG2147558
(S) 2-Fluorobiphenyl	*104*		*48.0-148*		*10/10/2023 02:44*	WG2147558
(S) p-Terphenyl-d14	*75.8*		*37.0-146*		*10/10/2023 02:44*	WG2147558

Volatile Organic Compounds (GC) by Method 8015D/GRO

Analyte	Result mg/l	Qualifier	RDL mg/l	Dilution	Analysis date / time	Batch
TPH (GC/FID) Low Fraction	ND		0.100	1	10/13/2023 18:42	WG2150834
(S) a,a,a-Trifluorotoluene(FID)	*90.1*		*78.0-120*		*10/13/2023 18:42*	WG2150834

Volatile Organic Compounds (GC/MS) by Method 8260B

Analyte	Result mg/l	Qualifier	RDL mg/l	Dilution	Analysis date / time	Batch
Benzene	ND		0.00100	1	10/11/2023 00:03	WG2148770
Toluene	ND		0.00100	1	10/11/2023 00:03	WG2148770
Ethylbenzene	ND		0.00100	1	10/11/2023 00:03	WG2148770
Total Xylenes	ND		0.00300	1	10/11/2023 00:03	WG2148770
(S) Toluene-d8	*90.4*		*80.0-120*		*10/11/2023 00:03*	WG2148770
(S) 4-Bromofluorobenzene	*90.4*		*77.0-126*		*10/11/2023 00:03*	WG2148770
(S) 1,2-Dichloroethane-d4	*118*		*70.0-130*		*10/11/2023 00:03*	WG2148770

Semi-Volatile Organic Compounds (GC) by Method 8015

Analyte	Result mg/l	Qualifier	RDL mg/l	Dilution	Analysis date / time	Batch
C10-C28 Diesel Range	ND		0.100	1	10/16/2023 23:42	WG2150669
C28-C40 Oil Range	ND		0.100	1	10/16/2023 23:42	WG2150669
(S) o-Terphenyl	*81.0*		*52.0-156*		*10/16/2023 23:42*	WG2150669

Semi Volatile Organic Compounds (GC/MS) by Method 8270C-SIM

Analyte	Result mg/l	Qualifier	RDL mg/l	Dilution	Analysis date / time	Batch
Anthracene	ND		0.0000500	1	10/10/2023 03:03	WG2147558
Acenaphthene	ND		0.0000500	1	10/10/2023 03:03	WG2147558
Acenaphthylene	ND		0.0000500	1	10/10/2023 03:03	WG2147558
Benzo(a)anthracene	ND		0.0000500	1	10/10/2023 03:03	WG2147558
Benzo(a)pyrene	ND		0.0000500	1	10/10/2023 03:03	WG2147558
Benzo(b)fluoranthene	ND		0.0000500	1	10/10/2023 03:03	WG2147558
Benzo(g,h,i)perylene	ND	J4	0.0000500	1	10/10/2023 03:03	WG2147558
Benzo(k)fluoranthene	ND		0.0000500	1	10/10/2023 03:03	WG2147558
Chrysene	ND		0.0000500	1	10/10/2023 03:03	WG2147558
Dibenz(a,h)anthracene	ND		0.0000500	1	10/10/2023 03:03	WG2147558
Fluoranthene	ND		0.000100	1	10/10/2023 03:03	WG2147558
Fluorene	ND		0.0000500	1	10/10/2023 03:03	WG2147558
Indeno(1,2,3-cd)pyrene	ND		0.0000500	1	10/10/2023 03:03	WG2147558
Naphthalene	ND		0.000250	1	10/10/2023 03:03	WG2147558
Phenanthrene	ND		0.0000500	1	10/10/2023 03:03	WG2147558
Pyrene	ND		0.0000500	1	10/10/2023 03:03	WG2147558
1-Methylnaphthalene	ND		0.000250	1	10/10/2023 03:03	WG2147558
2-Methylnaphthalene	ND		0.000250	1	10/10/2023 03:03	WG2147558
2-Chloronaphthalene	ND		0.000250	1	10/10/2023 03:03	WG2147558
(S) Nitrobenzene-d5	*90.0*		*31.0-160*		*10/10/2023 03:03*	WG2147558
(S) 2-Fluorobiphenyl	*102*		*48.0-148*		*10/10/2023 03:03*	WG2147558
(S) p-Terphenyl-d14	*74.2*		*37.0-146*		*10/10/2023 03:03*	WG2147558

Method Blank (MB)

(MB) R3984502-2 10/09/23 18:33

Analyte	MB Result mg/l	MB Qualifier	MB MDL mg/l	MB RDL mg/l
TPH (GC/FID) Low Fraction	U		0.0314	0.100
(S) a,a,a-Trifluorotoluene(FID)	*104*			*78.0-120*

Laboratory Control Sample (LCS)

(LCS) R3984502-1 10/09/23 17:49

Analyte	Spike Amount mg/l	LCS Result mg/l	LCS Rec. %	Rec. Limits %	LCS Qualifier
TPH (GC/FID) Low Fraction	5.50	5.04	91.6	72.0-127	
(S) a,a,a-Trifluorotoluene(FID)			*102*	*78.0-120*	

QUALITY CONTROL SUMMARY

L1662801-04,05,06,07

Method Blank (MB)

(MB) R3986989-2 10/13/23 15:39

Analyte	MB Result mg/l	MB Qualifier	MB MDL mg/l	MB RDL mg/l
TPH (GC/FID) Low Fraction	U		0.0314	0.100
(S) a,a,a-Trifluorotoluene(FID)	*90.1*			*78.0-120*

Laboratory Control Sample (LCS)

(LCS) R3986989-1 10/13/23 13:47

Analyte	Spike Amount mg/l	LCS Result mg/l	LCS Rec. %	Rec. Limits %	LCS Qualifier
TPH (GC/FID) Low Fraction	5.50	4.77	86.7	72.0-127	
(S) a,a,a-Trifluorotoluene(FID)			*96.3*	*78.0-120*	

L1662801-04 Original Sample (OS) • Matrix Spike (MS) • Matrix Spike Duplicate (MSD)

(OS) L1662801-04 10/13/23 17:12 • (MS) R3986989-3 10/14/23 00:37 • (MSD) R3986989-4 10/14/23 01:00

Analyte	Spike Amount mg/l	Original Result mg/l	MS Result mg/l	MSD Result mg/l	MS Rec. %	MSD Rec. %	Dilution	Rec. Limits %	MS Qualifier	MSD Qualifier	RPD %	RPD Limits %
TPH (GC/FID) Low Fraction	5.50	ND	5.09	4.13	92.5	75.1	1	10.0-160			20.8	22
(S) a,a,a-Trifluorotoluene(FID)					*97.3*	*94.5*		*78.0-120*				

Method Blank (MB)

(MB) R3984889-2 10/07/23 12:27

Analyte	MB Result mg/l	MB Qualifier	MB MDL mg/l	MB RDL mg/l
Benzene	U		0.0000941	0.00100
Toluene	U		0.000278	0.00100
Ethylbenzene	U		0.000137	0.00100
Total Xylenes	U		0.000174	0.00300
(S) Toluene-d8	*92.3*			*80.0-120*
(S) 4-Bromofluorobenzene	*89.8*			*77.0-126*
(S) 1,2-Dichloroethane-d4	*107*			*70.0-130*

Laboratory Control Sample (LCS)

(LCS) R3984889-1 10/07/23 11:44

Analyte	Spike Amount mg/l	LCS Result mg/l	LCS Rec. %	Rec. Limits %	LCS Qualifier
Benzene	0.00500	0.00582	116	70.0-123	
Toluene	0.00500	0.00479	95.8	79.0-120	
Ethylbenzene	0.00500	0.00475	95.0	79.0-123	
Total Xylenes	0.0150	0.0141	94.0	79.0-123	
(S) Toluene-d8			*92.5*	*80.0-120*	
(S) 4-Bromofluorobenzene			*98.0*	*77.0-126*	
(S) 1,2-Dichloroethane-d4			*107*	*70.0-130*	

L1663337-06 Original Sample (OS) • Matrix Spike (MS) • Matrix Spike Duplicate (MSD)

(OS) L1663337-06 10/07/23 18:37 • (MS) R3984889-3 10/07/23 20:23 • (MSD) R3984889-4 10/07/23 20:43

Analyte	Spike Amount mg/l	Original Result mg/l	MS Result mg/l	MSD Result mg/l	MS Rec. %	MSD Rec. %	Dilution	Rec. Limits %	MS Qualifier	MSD Qualifier	RPD %	RPD Limits %
Benzene	0.00500	ND	0.00692	0.00711	128	132	1	17.0-158			2.71	27
Toluene	0.00500	ND	0.00511	0.00551	102	110	1	26.0-154			7.53	28
Ethylbenzene	0.00500	ND	0.00531	0.00583	106	117	1	30.0-155			9.34	27
Total Xylenes	0.0150	ND	0.0162	0.0170	108	113	1	29.0-154			4.82	28
(S) Toluene-d8					*87.3*	*88.4*		*80.0-120*				
(S) 4-Bromofluorobenzene					*101*	*101*		*77.0-126*				
(S) 1,2-Dichloroethane-d4					*104*	*106*		*70.0-130*				

Method Blank (MB)

(MB) R3985622-3 10/10/23 21:31

Analyte	MB Result mg/l	MB Qualifier	MB MDL mg/l	MB RDL mg/l
Benzene	U		0.0000941	0.00100
Toluene	U		0.000278	0.00100
Ethylbenzene	U		0.000137	0.00100
Total Xylenes	U		0.000174	0.00300
(S) Toluene-d8	*94.1*			*80.0-120*
(S) 4-Bromofluorobenzene	*96.4*			*77.0-126*
(S) 1,2-Dichloroethane-d4	*118*			*70.0-130*

Laboratory Control Sample (LCS) • Laboratory Control Sample Duplicate (LCSD)

(LCS) R3985622-1 10/10/23 20:25 • (LCSD) R3985622-2 10/10/23 20:47

Analyte	Spike Amount mg/l	LCS Result mg/l	LCSD Result mg/l	LCS Rec. %	LCSD Rec. %	Rec. Limits %	LCS Qualifier	LCSD Qualifier	RPD %	RPD Limits %
Benzene	0.00500	0.00590	0.00585	118	117	70.0-123			0.851	20
Toluene	0.00500	0.00493	0.00492	98.6	98.4	79.0-120			0.203	20
Ethylbenzene	0.00500	0.00467	0.00490	93.4	98.0	79.0-123			4.81	20
Total Xylenes	0.0150	0.0143	0.0149	95.3	99.3	79.0-123			4.11	20
(S) Toluene-d8				*92.1*	*93.7*	*80.0-120*				
(S) 4-Bromofluorobenzene				*96.4*	*99.1*	*77.0-126*				
(S) 1,2-Dichloroethane-d4				*119*	*114*	*70.0-130*				

QUALITY CONTROL SUMMARY

L1662801-01,02,03,04,05,06,07

Method Blank (MB)

(MB) R3986861-1 10/16/23 17:10

Analyte	MB Result mg/l	MB Qualifier	MB MDL mg/l	MB RDL mg/l
C10-C28 Diesel Range	U		0.0222	0.100
C28-C40 Oil Range	U		0.0118	0.100
(S) o-Terphenyl	*87.0*			*52.0-156*

Laboratory Control Sample (LCS) • Laboratory Control Sample Duplicate (LCSD)

(LCS) R3986861-2 10/16/23 17:41 • (LCSD) R3986861-3 10/16/23 18:01

Analyte	Spike Amount mg/l	LCS Result mg/l	LCSD Result mg/l	LCS Rec. %	LCSD Rec. %	Rec. Limits %	LCS Qualifier	LCSD Qualifier	RPD %	RPD Limits %
C10-C28 Diesel Range	1.50	1.60	1.71	107	114	50.0-150			6.65	20
(S) o-Terphenyl				*79.5*	*80.5*	*52.0-156*				

Method Blank (MB)

(MB) R3984637-3 10/09/23 13:47

Analyte	MB Result mg/l	MB Qualifier	MB MDL mg/l	MB RDL mg/l
Anthracene	U		0.0000190	0.0000500
Acenaphthene	U		0.0000190	0.0000500
Acenaphthylene	U		0.0000171	0.0000500
Benzo(a)anthracene	U		0.0000203	0.0000500
Benzo(a)pyrene	U		0.0000184	0.0000500
Benzo(b)fluoranthene	U		0.0000168	0.0000500
Benzo(g,h,i)perylene	U		0.0000184	0.0000500
Benzo(k)fluoranthene	U		0.0000202	0.0000500
Chrysene	U		0.0000179	0.0000500
Dibenz(a,h)anthracene	U		0.0000160	0.0000500
Fluoranthene	U		0.0000270	0.000100
Fluorene	U		0.0000169	0.0000500
Indeno(1,2,3-cd)pyrene	U		0.0000158	0.0000500
Naphthalene	U		0.0000917	0.000250
Phenanthrene	U		0.0000180	0.0000500
Pyrene	U		0.0000169	0.0000500
1-Methylnaphthalene	U		0.0000687	0.000250
2-Methylnaphthalene	U		0.0000674	0.000250
2-Chloronaphthalene	U		0.0000682	0.000250
(S) Nitrobenzene-d5	*108*			*31.0-160*
(S) 2-Fluorobiphenyl	*88.0*			*48.0-148*
(S) p-Terphenyl-d14	*92.5*			*37.0-146*

Laboratory Control Sample (LCS) • Laboratory Control Sample Duplicate (LCSD)

(LCS) R3984637-1 10/09/23 13:13 • (LCSD) R3984637-2 10/09/23 13:30

Analyte	Spike Amount mg/l	LCS Result mg/l	LCSD Result mg/l	LCS Rec. %	LCSD Rec. %	Rec. Limits %	LCS Qualifier	LCSD Qualifier	RPD %	RPD Limits %
Anthracene	0.00200	0.00184	0.00185	92.0	92.5	67.0-150			0.542	20
Acenaphthene	0.00200	0.00184	0.00177	92.0	88.5	65.0-138			3.88	20
Acenaphthylene	0.00200	0.00197	0.00191	98.5	95.5	66.0-140			3.09	20
Benzo(a)anthracene	0.00200	0.00208	0.00204	104	102	61.0-140			1.94	20
Benzo(a)pyrene	0.00200	0.00212	0.00206	106	103	60.0-143			2.87	20
Benzo(b)fluoranthene	0.00200	0.00188	0.00183	94.0	91.5	58.0-141			2.70	20
Benzo(g,h,i)perylene	0.00200	0.00186	0.00181	93.0	90.5	52.0-153			2.72	20
Benzo(k)fluoranthene	0.00200	0.00184	0.00181	92.0	90.5	58.0-148			1.64	20
Chrysene	0.00200	0.00193	0.00190	96.5	95.0	64.0-144			1.57	20
Dibenz(a,h)anthracene	0.00200	0.00198	0.00192	99.0	96.0	52.0-155			3.08	20
Fluoranthene	0.00200	0.00203	0.00201	102	100	69.0-153			0.990	20

Laboratory Control Sample (LCS) • Laboratory Control Sample Duplicate (LCSD)

(LCS) R3984637-1 10/09/23 13:13 • (LCSD) R3984637-2 10/09/23 13:30

Analyte	Spike Amount mg/l	LCS Result mg/l	LCSD Result mg/l	LCS Rec. %	LCSD Rec. %	Rec. Limits %	LCS Qualifier	LCSD Qualifier	RPD %	RPD Limits %
Fluorene	0.00200	0.00195	0.00187	97.5	93.5	64.0-136			4.19	20
Indeno(1,2,3-cd)pyrene	0.00200	0.00221	0.00216	111	108	54.0-153			2.29	20
Naphthalene	0.00200	0.00173	0.00172	86.5	86.0	61.0-137			0.580	20
Phenanthrene	0.00200	0.00183	0.00177	91.5	88.5	62.0-137			3.33	20
Pyrene	0.00200	0.00193	0.00189	96.5	94.5	60.0-142			2.09	20
1-Methylnaphthalene	0.00200	0.00187	0.00183	93.5	91.5	66.0-142			2.16	20
2-Methylnaphthalene	0.00200	0.00192	0.00187	96.0	93.5	62.0-136			2.64	20
2-Chloronaphthalene	0.00200	0.00177	0.00170	88.5	85.0	64.0-140			4.03	20
(S) Nitrobenzene-d5				*101*	*99.0*	*31.0-160*				
(S) 2-Fluorobiphenyl				*88.0*	*85.5*	*48.0-148*				
(S) p-Terphenyl-d14				*90.0*	*87.5*	*37.0-146*				

Method Blank (MB)

(MB) R3984856-3 10/10/23 01:45

Analyte	MB Result mg/l	MB Qualifier	MB MDL mg/l	MB RDL mg/l
Anthracene	U		0.0000190	0.0000500
Acenaphthene	U		0.0000190	0.0000500
Acenaphthylene	U		0.0000171	0.0000500
Benzo(a)anthracene	U		0.0000203	0.0000500
Benzo(a)pyrene	U		0.0000184	0.0000500
Benzo(b)fluoranthene	U		0.0000168	0.0000500
Benzo(g,h,i)perylene	U		0.0000184	0.0000500
Benzo(k)fluoranthene	U		0.0000202	0.0000500
Chrysene	U		0.0000179	0.0000500
Dibenz(a,h)anthracene	U		0.0000160	0.0000500
Fluoranthene	U		0.0000270	0.000100
Fluorene	U		0.0000169	0.0000500
Indeno(1,2,3-cd)pyrene	U		0.0000158	0.0000500
Naphthalene	U		0.0000917	0.000250
Phenanthrene	U		0.0000180	0.0000500
Pyrene	U		0.0000169	0.0000500
1-Methylnaphthalene	U		0.0000687	0.000250
2-Methylnaphthalene	U		0.0000674	0.000250
2-Chloronaphthalene	U		0.0000682	0.000250
(S) Nitrobenzene-d5	*92.5*			*31.0-160*
(S) 2-Fluorobiphenyl	*94.0*			*48.0-148*
(S) p-Terphenyl-d14	*73.5*			*37.0-146*

Laboratory Control Sample (LCS) • Laboratory Control Sample Duplicate (LCSD)

(LCS) R3984856-1 10/10/23 01:06 • (LCSD) R3984856-2 10/10/23 01:25

Analyte	Spike Amount mg/l	LCS Result mg/l	LCSD Result mg/l	LCS Rec. %	LCSD Rec. %	Rec. Limits %	LCS Qualifier	LCSD Qualifier	RPD %	RPD Limits %
Anthracene	0.00200	0.00167	0.00179	83.5	89.5	67.0-150			6.94	20
Acenaphthene	0.00200	0.00180	0.00192	90.0	96.0	65.0-138			6.45	20
Acenaphthylene	0.00200	0.00189	0.00202	94.5	101	66.0-140			6.65	20
Benzo(a)anthracene	0.00200	0.00169	0.00176	84.5	88.0	61.0-140			4.06	20
Benzo(a)pyrene	0.00200	0.00131	0.00137	65.5	68.5	60.0-143			4.48	20
Benzo(b)fluoranthene	0.00200	0.00120	0.00129	60.0	64.5	58.0-141			7.23	20
Benzo(g,h,i)perylene	0.00200	0.00101	0.000981	50.5	49.0	52.0-153	J4	J4	2.91	20
Benzo(k)fluoranthene	0.00200	0.00119	0.00119	59.5	59.5	58.0-148			0.000	20
Chrysene	0.00200	0.00164	0.00180	82.0	90.0	64.0-144			9.30	20
Dibenz(a,h)anthracene	0.00200	0.00108	0.00107	54.0	53.5	52.0-155			0.930	20
Fluoranthene	0.00200	0.00177	0.00195	88.5	97.5	69.0-153			9.68	20

Laboratory Control Sample (LCS) • Laboratory Control Sample Duplicate (LCSD)

(LCS) R3984856-1 10/10/23 01:06 • (LCSD) R3984856-2 10/10/23 01:25

Analyte	Spike Amount mg/l	LCS Result mg/l	LCSD Result mg/l	LCS Rec. %	LCSD Rec. %	Rec. Limits %	LCS Qualifier	LCSD Qualifier	RPD %	RPD Limits %
Fluorene	0.00200	0.00183	0.00196	91.5	98.0	64.0-136			6.86	20
Indeno(1,2,3-cd)pyrene	0.00200	0.00110	0.00108	55.0	54.0	54.0-153			1.83	20
Naphthalene	0.00200	0.00175	0.00184	87.5	92.0	61.0-137			5.01	20
Phenanthrene	0.00200	0.00167	0.00187	83.5	93.5	62.0-137			11.3	20
Pyrene	0.00200	0.00188	0.00196	94.0	98.0	60.0-142			4.17	20
1-Methylnaphthalene	0.00200	0.00181	0.00195	90.5	97.5	66.0-142			7.45	20
2-Methylnaphthalene	0.00200	0.00188	0.00198	94.0	99.0	62.0-136			5.18	20
2-Chloronaphthalene	0.00200	0.00172	0.00188	86.0	94.0	64.0-140			8.89	20
(S) Nitrobenzene-d5				*95.0*	*93.0*	*31.0-160*				
(S) 2-Fluorobiphenyl				*94.5*	*96.5*	*48.0-148*				
(S) p-Terphenyl-d14				*67.0*	*64.5*	*37.0-146*				

Guide to Reading and Understanding Your Laboratory Report

The information below is designed to better explain the various terms used in your report of analytical results from the Laboratory. This is not intended as a comprehensive explanation, and if you have additional questions please contact your project representative.

Results Disclaimer - Information that may be provided by the customer, and contained within this report, include Permit Limits, Project Name, Sample ID, Sample Matrix, Sample Preservation, Field Blanks, Field Spikes, Field Duplicates, On-Site Data, Sampling Collection Dates/Times, and Sampling Location. Results relate to the accuracy of this information provided, and as the samples are received.

Abbreviations and Definitions

MDL	Method Detection Limit.
ND	Not detected at the Reporting Limit (or MDL where applicable).
RDL	Reported Detection Limit.
Rec.	Recovery.
RPD	Relative Percent Difference.
SDG	Sample Delivery Group.
(S)	Surrogate (Surrogate Standard) - Analytes added to every blank, sample, Laboratory Control Sample/Duplicate and Matrix Spike/Duplicate; used to evaluate analytical efficiency by measuring recovery. Surrogates are not expected to be detected in all environmental media.
U	Not detected at the Reporting Limit (or MDL where applicable).
Analyte	The name of the particular compound or analysis performed. Some Analyses and Methods will have multiple analytes reported.
Dilution	If the sample matrix contains an interfering material, the sample preparation volume or weight values differ from the standard, or if concentrations of analytes in the sample are higher than the highest limit of concentration that the laboratory can accurately report, the sample may be diluted for analysis. If a value different than 1 is used in this field, the result reported has already been corrected for this factor.
Limits	These are the target % recovery ranges or % difference value that the laboratory has historically determined as normal for the method and analyte being reported. Successful QC Sample analysis will target all analytes recovered or duplicated within these ranges.
Original Sample	The non-spiked sample in the prep batch used to determine the Relative Percent Difference (RPD) from a quality control sample. The Original Sample may not be included within the reported SDG.
Qualifier	This column provides a letter and/or number designation that corresponds to additional information concerning the result reported. If a Qualifier is present, a definition per Qualifier is provided within the Glossary and Definitions page and potentially a discussion of possible implications of the Qualifier in the Case Narrative if applicable.
Result	The actual analytical final result (corrected for any sample specific characteristics) reported for your sample. If there was no measurable result returned for a specific analyte, the result in this column may state “ND” (Not Detected) or “BDL” (Below Detectable Levels). The information in the results column should always be accompanied by either an MDL (Method Detection Limit) or RDL (Reporting Detection Limit) that defines the lowest value that the laboratory could detect or report for this analyte.
Uncertainty (Radiochemistry)	Confidence level of 2 sigma.
Case Narrative (Cn)	A brief discussion about the included sample results, including a discussion of any non-conformances to protocol observed either at sample receipt by the laboratory from the field or during the analytical process. If present, there will be a section in the Case Narrative to discuss the meaning of any data qualifiers used in the report.
Quality Control Summary (Qc)	This section of the report includes the results of the laboratory quality control analyses required by procedure or analytical methods to assist in evaluating the validity of the results reported for your samples. These analyses are not being performed on your samples typically, but on laboratory generated material.
Sample Chain of Custody (Sc)	This is the document created in the field when your samples were initially collected. This is used to verify the time and date of collection, the person collecting the samples, and the analyses that the laboratory is requested to perform. This chain of custody also documents all persons (excluding commercial shippers) that have had control or possession of the samples from the time of collection until delivery to the laboratory for analysis.
Sample Results (Sr)	This section of your report will provide the results of all testing performed on your samples. These results are provided by sample ID and are separated by the analyses performed on each sample. The header line of each analysis section for each sample will provide the name and method number for the analysis reported.
Sample Summary (Ss)	This section of the Analytical Report defines the specific analyses performed for each sample ID, including the dates and times of preparation and/or analysis.

Qualifier	Description
J4	The associated batch QC was outside the established quality control range for accuracy.

Pace Analytical National 12065 Lebanon Rd Mount Juliet, TN 37122

Alabama	40660	Nebraska	NE-OS-15-05
Alaska	17-026	Nevada	TN000032021-1
Arizona	AZ0612	New Hampshire	2975
Arkansas	88-0469	New Jersey–NELAP	TN002
California	2932	New Mexico [1]	TN00003
Colorado	TN00003	New York	11742
Connecticut	PH-0197	North Carolina	Env375
Florida	E87487	North Carolina [1]	DW21704
Georgia	NELAP	North Carolina [3]	41
Georgia [1]	923	North Dakota	R-140
Idaho	TN00003	Ohio–VAP	CL0069
Illinois	200008	Oklahoma	9915
Indiana	C-TN-01	Oregon	TN200002
Iowa	364	Pennsylvania	68-02979
Kansas	E-10277	Rhode Island	LAO000356
Kentucky [1 6]	KY90010	South Carolina	84004002
Kentucky [2]	16	South Dakota	n/a
Louisiana	AI30792	Tennessee [1 4]	2006
Louisiana	LA018	Texas	T104704245-20-18
Maine	TN00003	Texas [5]	LAB0152
Maryland	324	Utah	TN000032021-11
Massachusetts	M-TN003	Vermont	VT2006
Michigan	9958	Virginia	110033
Minnesota	047-999-395	Washington	C847
Mississippi	TN00003	West Virginia	233
Missouri	340	Wisconsin	998093910
Montana	CERT0086	Wyoming	A2LA
A2LA – ISO 17025	1461.01	AIHA-LAP,LLC EMLAP	100789
A2LA – ISO 17025 [5]	1461.02	DOD	1461.01
Canada	1461.01	USDA	P330-15-00234
EPA–Crypto	TN00003		

[1] Drinking Water [2] Underground Storage Tanks [3] Aquatic Toxicity [4] Chemical/Microbiological [5] Mold [6] Wastewater n/a Accreditation not applicable

* Not all certifications held by the laboratory are applicable to the results reported in the attached report.

* Accreditation is only applicable to the test methods specified on each scope of accreditation held by Pace Analytical.

Company Name/Address:
Rio Grande Resources Corp
219 S 2nd St
Raton, NM 87740

Billing Information:
Bruce Norquist
PO Box 1150
Grants , NM 87020

Pres Chk

Report to: Eric Roads / Melissa Chalona

Email To: eroads@enganalytics.com;tdavis@enganalytics.

Project Description: Mt Taylor

City/State Collected: New Mexico

Please Circle: PT MT CT ET

Phone: 970-488-3111

Client Project # 111360

Lab Project # RIOGRAGNM-MTTAYLOR

Collected by (print): Tyler Davis

Site/Facility ID #

P.O. #

Collected by (signature): Tyler Davis

Immediately Packed on Ice N ___ Y ✓

Rush? (Lab MUST Be Notified)
___ Same Day ___ Five Day
✓ Next Day ___ 5 Day (Rad Only)
___ Two Day ___ 10 Day (Rad Only)
___ Three Day

Quote #

Date Results Needed

Analysis / Container / Preservative

Chain of Custody Page 1 of 1

Pace PEOPLE ADVANCING SCIENCE

MT JULIET, TN

12065 Lebanon Rd Mount Juliet, TN 37122
Submitting a sample via this chain of custody constitutes acknowledgment and acceptance of the Pace Terms and Conditions found at: https://info.pacelabs.com/hubfs/pas-standard-terms.pdf

SDG # 1662801
B041

Acctnum: RIOGRAGNM
Template: T238214
Prelogin: P1026344
PM: 732 - Donna Eidson
PB: NG 9/22/23
Shipped Via: FedEX Ground

Sample ID	Comp/Grab	Matrix *	Depth	Date	Time	No. of Cntrs	DROORLVI 40mlAmb-HCl-BT	GRO 40mlAmb HCl	PAHSIMLVI 40mlAmb-NoPres-WT	SV8270PAH 4ozClr-NoPres	V8260BTEX 40mlAmb-HCl	V8260BTEX 40mlAmb/MeOH10ml/Syr					Remarks	Sample # (lab only)
MT-GW-TS-900-DW7-100323-K3	Grab	GW	900	10/2/23	15:42	9	X	X	X		X							-01
MT-GW-TS-900-DW7-100223	Grab	GW	900	10/2/23	16:46	9	X	X	X		X							-02
MT-GW-TS-900-DW7-10023-K2	Grab	GW	900	10/2/23	17:42	9	X	X	X		X							-03
MT-GW-TS-785-DW1-100323-K3	Grab	GW	785	10/3/23	10:58	9	X	X	X		X							-04
MT-GW-TS-785-DW1-100323-K4	Grab	GW	785	10/3/23	11:09	9	X	X	X		X							-05
MT-GW-TS-785-DW1-100323	Grab	GW	785	10/3/23	12:43	9	X	X	X		X							-06
MT-GW-TS-785-DW1-100323-K1	Grab	GW	785	10/3/23	12:43	9	X	X	X		X							-07
		GW				9	X	X	X		X							
		GW				9	X	X	X		X							
		GW				9	X	X	X		X							

* Matrix:
SS - Soil **AIR** - Air **F** - Filter
GW - Groundwater **B** - Bioassay
WW - WasteWater
DW - Drinking Water
OT - Other_____

Remarks:

pH _____ Temp _____
Flow _____ Other _____

Samples returned via: __ UPS __ FedEx __ Courier _____

Tracking # 6841 8349 2592

Sample Receipt Checklist
COC Seal Present/Intact: __NP __Y __N
COC Signed/Accurate: __Y __N
Bottles arrive intact: __Y __N
Correct bottles used: __Y __N
Sufficient volume sent: __Y __N
If Applicable
VOA Zero Headspace: __Y __N
Preservation Correct/Checked: __Y __N
RAD Screen <0.5 mR/hr: __Y __N

Relinquished by : (Signature)	Date:	Time:	Received by: (Signature)	Trip Blank Received: Yes / No HCL / MeoH TBR	If preservation required by Login: Date/Time
Tyler Davis	10/3/2023	16:27	[signature]		
Relinquished by : (Signature)	Date:	Time:	Received by: (Signature)	Temp: °C Bottles Received: CCA8 4.7+0.4.7	
[signature]	10/3/2023	1800			
Relinquished by : (Signature)	Date:	Time:	Received for lab by: (Signature)	Date: Time:	Hold: / Condition: NCF / OK
			[signature]	10-4-23 9:30	

ANALYTICAL REPORT

November 04, 2023

1 Cp
2 Tc
3 Ss
4 Cn
5 Sr
6 Qc
7 Gl
8 Al
9 Sc

Rio Grande Resources Corp

Sample Delivery Group:	L1664135
Samples Received:	10/07/2023
Project Number:	111360
Description:	Mt. Taylor
Report To:	Eric Roads 219 S 2nd St Raton, NM 87740

Entire Report Reviewed By: John V Hawkins

John Hawkins
Project Manager

Results relate only to the items tested or calibrated and are reported as rounded values. This test report shall not be reproduced, except in full, without written approval of the laboratory. Where applicable, sampling conducted by Pace Analytical National is performed per guidance provided in laboratory standard operating procedures ENV-SOP-MTJL-0067 and ENV-SOP-MTJL-0068. Where sampling conducted by the customer, results relate to the accuracy of the information provided, and as the samples are received.

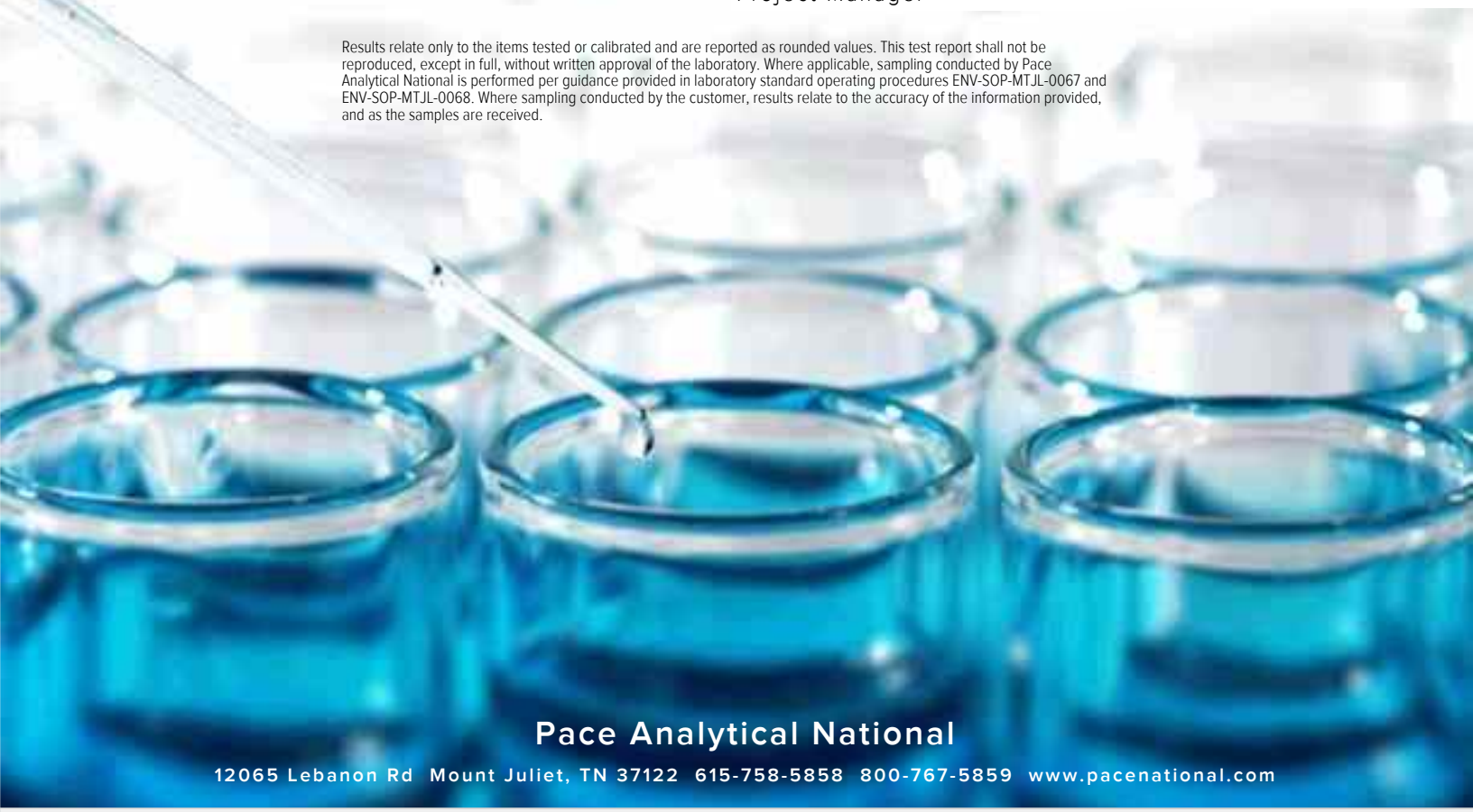

Pace Analytical National
12065 Lebanon Rd Mount Juliet, TN 37122 615-758-5858 800-767-5859 www.pacenational.com

TABLE OF CONTENTS

Cp: Cover Page 1

Tc: Table of Contents 2

Ss: Sample Summary 3

Cn: Case Narrative 5

Sr: Sample Results 6

MT-GW-TS2865-DW12-100523-K3 L1664135-01 6

MT-GW-TS-28665-DW12-100523 L1664135-02 7

MT-GW-TS-1764-DW12-100623-K3 L1664135-03 8

MT-GW-TS-1764-DW12-100623 L1664135-04 9

MT-GW-TS-865-DW10-100623-K2 L1664135-05 10

MT-GW-TS-865-DW10-100623-K3 L1664135-06 11

MT-GW-TS-865-DW10-100623 L1664135-07 12

Qc: Quality Control Summary 13

Volatile Organic Compounds (GC) by Method 8015D/GRO 13

Volatile Organic Compounds (GC/MS) by Method 8260B 15

Semi-Volatile Organic Compounds (GC) by Method 8015 17

Semi Volatile Organic Compounds (GC/MS) by Method 8270C-SIM 19

Gl: Glossary of Terms 23

Al: Accreditations & Locations 24

Sc: Sample Chain of Custody 25

MT-GW-TS2865-DW12-100523-K3 L1664135-01 GW

Collected by: Tyler Davis | Collected date/time: 10/05/23 15:19 | Received date/time: 10/07/23 09:00

Method	Batch	Dilution	Preparation date/time	Analysis date/time	Analyst	Location
Volatile Organic Compounds (GC) by Method 8015D/GRO	WG2151294	1	10/14/23 22:02	10/14/23 22:02	NCD	Mt. Juliet, TN
Volatile Organic Compounds (GC/MS) by Method 8260B	WG2148770	1	10/11/23 01:10	10/11/23 01:10	JCP	Mt. Juliet, TN
Semi-Volatile Organic Compounds (GC) by Method 8015	WG2152443	1	10/18/23 05:23	10/19/23 21:18	MAA	Mt. Juliet, TN
Semi Volatile Organic Compounds (GC/MS) by Method 8270C-SIM	WG2147261	1	10/09/23 07:30	10/09/23 17:30	DSH	Mt. Juliet, TN

MT-GW-TS-28665-DW12-100523 L1664135-02 GW

Collected by: Tyler Davis | Collected date/time: 10/05/23 17:14 | Received date/time: 10/07/23 09:00

Method	Batch	Dilution	Preparation date/time	Analysis date/time	Analyst	Location
Volatile Organic Compounds (GC) by Method 8015D/GRO	WG2151294	1	10/14/23 22:26	10/14/23 22:26	NCD	Mt. Juliet, TN
Volatile Organic Compounds (GC/MS) by Method 8260B	WG2148770	1	10/11/23 01:32	10/11/23 01:32	JCP	Mt. Juliet, TN
Semi-Volatile Organic Compounds (GC) by Method 8015	WG2152443	1	10/18/23 05:23	10/19/23 21:38	MAA	Mt. Juliet, TN
Semi Volatile Organic Compounds (GC/MS) by Method 8270C-SIM	WG2147261	1	10/09/23 07:30	10/09/23 17:48	DSH	Mt. Juliet, TN

MT-GW-TS-1764-DW12-100623-K3 L1664135-03 GW

Collected by: Tyler Davis | Collected date/time: 10/06/23 08:33 | Received date/time: 10/07/23 09:00

Method	Batch	Dilution	Preparation date/time	Analysis date/time	Analyst	Location
Volatile Organic Compounds (GC) by Method 8015D/GRO	WG2151298	1	10/16/23 13:21	10/16/23 13:21	NCD	Mt. Juliet, TN
Volatile Organic Compounds (GC/MS) by Method 8260B	WG2148770	1	10/11/23 01:53	10/11/23 01:53	JCP	Mt. Juliet, TN
Semi-Volatile Organic Compounds (GC) by Method 8015	WG2153241	1	10/19/23 09:26	10/20/23 08:49	MAA	Mt. Juliet, TN
Semi Volatile Organic Compounds (GC/MS) by Method 8270C-SIM	WG2147261	1	10/09/23 07:30	10/09/23 18:05	DSH	Mt. Juliet, TN

MT-GW-TS-1764-DW12-100623 L1664135-04 GW

Collected by: Tyler Davis | Collected date/time: 10/06/23 09:46 | Received date/time: 10/07/23 09:00

Method	Batch	Dilution	Preparation date/time	Analysis date/time	Analyst	Location
Volatile Organic Compounds (GC) by Method 8015D/GRO	WG2151298	1	10/16/23 13:44	10/16/23 13:44	NCD	Mt. Juliet, TN
Volatile Organic Compounds (GC/MS) by Method 8260B	WG2148770	1	10/11/23 02:15	10/11/23 02:15	JCP	Mt. Juliet, TN
Semi-Volatile Organic Compounds (GC) by Method 8015	WG2153241	1	10/19/23 09:26	10/20/23 09:09	TJD	Mt. Juliet, TN
Semi Volatile Organic Compounds (GC/MS) by Method 8270C-SIM	WG2148909	1	10/12/23 16:23	10/13/23 16:36	AMM	Mt. Juliet, TN

MT-GW-TS-865-DW10-100623-K2 L1664135-05 GW

Collected by: Tyler Davis | Collected date/time: 10/06/23 11:37 | Received date/time: 10/07/23 09:00

Method	Batch	Dilution	Preparation date/time	Analysis date/time	Analyst	Location
Volatile Organic Compounds (GC) by Method 8015D/GRO	WG2151298	1	10/16/23 14:07	10/16/23 14:07	NCD	Mt. Juliet, TN
Volatile Organic Compounds (GC/MS) by Method 8260B	WG2148770	1	10/11/23 02:38	10/11/23 02:38	JCP	Mt. Juliet, TN
Semi-Volatile Organic Compounds (GC) by Method 8015	WG2153241	1	10/19/23 09:26	10/20/23 09:29	MAA	Mt. Juliet, TN
Semi Volatile Organic Compounds (GC/MS) by Method 8270C-SIM	WG2148909	1	10/12/23 16:23	10/13/23 16:54	AMM	Mt. Juliet, TN

MT-GW-TS-865-DW10-100623-K3 L1664135-06 GW

Collected by: Tyler Davis | Collected date/time: 10/06/23 13:00 | Received date/time: 10/07/23 09:00

Method	Batch	Dilution	Preparation date/time	Analysis date/time	Analyst	Location
Volatile Organic Compounds (GC) by Method 8015D/GRO	WG2151298	1	10/16/23 14:30	10/16/23 14:30	NCD	Mt. Juliet, TN
Volatile Organic Compounds (GC/MS) by Method 8260B	WG2148770	1	10/11/23 03:00	10/11/23 03:00	JCP	Mt. Juliet, TN
Semi-Volatile Organic Compounds (GC) by Method 8015	WG2153241	1	10/19/23 09:26	10/20/23 09:50	MAA	Mt. Juliet, TN
Semi Volatile Organic Compounds (GC/MS) by Method 8270C-SIM	WG2148909	1	10/12/23 16:23	10/13/23 17:12	AMM	Mt. Juliet, TN

MT-GW-TS-865-DW10-100623 L1664135-07 GW

Collected by	Collected date/time	Received date/time
Tyler Davis	10/06/23 13:52	10/07/23 09:00

Method	Batch	Dilution	Preparation date/time	Analysis date/time	Analyst	Location
Volatile Organic Compounds (GC) by Method 8015D/GRO	WG2151298	1	10/16/23 14:53	10/16/23 14:53	NCD	Mt. Juliet, TN
Volatile Organic Compounds (GC/MS) by Method 8260B	WG2148803	1	10/11/23 02:11	10/11/23 02:11	JAH	Mt. Juliet, TN
Semi-Volatile Organic Compounds (GC) by Method 8015	WG2153241	1	10/19/23 09:26	10/20/23 10:10	TJD	Mt. Juliet, TN
Semi Volatile Organic Compounds (GC/MS) by Method 8270C-SIM	WG2148909	1	10/12/23 16:23	10/13/23 17:30	AMM	Mt. Juliet, TN

All sample aliquots were received at the correct temperature, in the proper containers, with the appropriate preservatives, and within method specified holding times, unless qualified or notated within the report. Where applicable, all MDL (LOD) and RDL (LOQ) values reported for environmental samples have been corrected for the dilution factor used in the analysis. All Method and Batch Quality Control are within established criteria except where addressed in this case narrative, a non-conformance form or properly qualified within the sample results. By my digital signature below, I affirm to the best of my knowledge, all problems/anomalies observed by the laboratory as having the potential to affect the quality of the data have been identified by the laboratory, and no information or data have been knowingly withheld that would affect the quality of the data.

John V Hawkins

John Hawkins
Project Manager

Volatile Organic Compounds (GC) by Method 8015D/GRO

Analyte	Result mg/l	Qualifier	RDL mg/l	Dilution	Analysis date / time	Batch
TPH (GC/FID) Low Fraction	ND		0.100	1	10/14/2023 22:02	WG2151294
(S) a,a,a-Trifluorotoluene(FID)	*92.2*		*78.0-120*		*10/14/2023 22:02*	WG2151294

Volatile Organic Compounds (GC/MS) by Method 8260B

Analyte	Result mg/l	Qualifier	RDL mg/l	Dilution	Analysis date / time	Batch
Benzene	ND		0.00100	1	10/11/2023 01:10	WG2148770
Toluene	ND		0.00100	1	10/11/2023 01:10	WG2148770
Ethylbenzene	ND		0.00100	1	10/11/2023 01:10	WG2148770
Total Xylenes	ND		0.00300	1	10/11/2023 01:10	WG2148770
(S) Toluene-d8	*97.2*		*80.0-120*		*10/11/2023 01:10*	WG2148770
(S) 4-Bromofluorobenzene	*93.8*		*77.0-126*		*10/11/2023 01:10*	WG2148770
(S) 1,2-Dichloroethane-d4	*121*		*70.0-130*		*10/11/2023 01:10*	WG2148770

Semi-Volatile Organic Compounds (GC) by Method 8015

Analyte	Result mg/l	Qualifier	RDL mg/l	Dilution	Analysis date / time	Batch
C10-C28 Diesel Range	ND		0.100	1	10/19/2023 21:18	WG2152443
C28-C40 Oil Range	ND		0.100	1	10/19/2023 21:18	WG2152443
(S) o-Terphenyl	*121*		*52.0-156*		*10/19/2023 21:18*	WG2152443

Semi Volatile Organic Compounds (GC/MS) by Method 8270C-SIM

Analyte	Result mg/l	Qualifier	RDL mg/l	Dilution	Analysis date / time	Batch
Anthracene	ND		0.0000500	1	10/09/2023 17:30	WG2147261
Acenaphthene	ND		0.0000500	1	10/09/2023 17:30	WG2147261
Acenaphthylene	ND		0.0000500	1	10/09/2023 17:30	WG2147261
Benzo(a)anthracene	ND		0.0000500	1	10/09/2023 17:30	WG2147261
Benzo(a)pyrene	ND		0.0000500	1	10/09/2023 17:30	WG2147261
Benzo(b)fluoranthene	ND		0.0000500	1	10/09/2023 17:30	WG2147261
Benzo(g,h,i)perylene	ND		0.0000500	1	10/09/2023 17:30	WG2147261
Benzo(k)fluoranthene	ND		0.0000500	1	10/09/2023 17:30	WG2147261
Chrysene	ND		0.0000500	1	10/09/2023 17:30	WG2147261
Dibenz(a,h)anthracene	ND		0.0000500	1	10/09/2023 17:30	WG2147261
Fluoranthene	ND		0.000100	1	10/09/2023 17:30	WG2147261
Fluorene	ND		0.0000500	1	10/09/2023 17:30	WG2147261
Indeno(1,2,3-cd)pyrene	ND		0.0000500	1	10/09/2023 17:30	WG2147261
Naphthalene	ND		0.000250	1	10/09/2023 17:30	WG2147261
Phenanthrene	ND		0.0000500	1	10/09/2023 17:30	WG2147261
Pyrene	ND		0.0000500	1	10/09/2023 17:30	WG2147261
1-Methylnaphthalene	ND		0.000250	1	10/09/2023 17:30	WG2147261
2-Methylnaphthalene	ND		0.000250	1	10/09/2023 17:30	WG2147261
2-Chloronaphthalene	ND		0.000250	1	10/09/2023 17:30	WG2147261
(S) Nitrobenzene-d5	*104*		*31.0-160*		*10/09/2023 17:30*	WG2147261
(S) 2-Fluorobiphenyl	*85.3*		*48.0-148*		*10/09/2023 17:30*	WG2147261
(S) p-Terphenyl-d14	*87.9*		*37.0-146*		*10/09/2023 17:30*	WG2147261

Volatile Organic Compounds (GC) by Method 8015D/GRO

Analyte	Result mg/l	Qualifier	RDL mg/l	Dilution	Analysis date / time	Batch
TPH (GC/FID) Low Fraction	ND		0.100	1	10/14/2023 22:26	WG2151294
(S) a,a,a-Trifluorotoluene(FID)	*92.5*		*78.0-120*		*10/14/2023 22:26*	WG2151294

Volatile Organic Compounds (GC/MS) by Method 8260B

Analyte	Result mg/l	Qualifier	RDL mg/l	Dilution	Analysis date / time	Batch
Benzene	ND		0.00100	1	10/11/2023 01:32	WG2148770
Toluene	ND		0.00100	1	10/11/2023 01:32	WG2148770
Ethylbenzene	ND		0.00100	1	10/11/2023 01:32	WG2148770
Total Xylenes	ND		0.00300	1	10/11/2023 01:32	WG2148770
(S) Toluene-d8	*92.4*		*80.0-120*		*10/11/2023 01:32*	WG2148770
(S) 4-Bromofluorobenzene	*91.5*		*77.0-126*		*10/11/2023 01:32*	WG2148770
(S) 1,2-Dichloroethane-d4	*116*		*70.0-130*		*10/11/2023 01:32*	WG2148770

Semi-Volatile Organic Compounds (GC) by Method 8015

Analyte	Result mg/l	Qualifier	RDL mg/l	Dilution	Analysis date / time	Batch
C10-C28 Diesel Range	0.156		0.100	1	10/19/2023 21:38	WG2152443
C28-C40 Oil Range	0.116		0.100	1	10/19/2023 21:38	WG2152443
(S) o-Terphenyl	*127*		*52.0-156*		*10/19/2023 21:38*	WG2152443

Semi Volatile Organic Compounds (GC/MS) by Method 8270C-SIM

Analyte	Result mg/l	Qualifier	RDL mg/l	Dilution	Analysis date / time	Batch
Anthracene	ND		0.0000500	1	10/09/2023 17:48	WG2147261
Acenaphthene	ND		0.0000500	1	10/09/2023 17:48	WG2147261
Acenaphthylene	ND		0.0000500	1	10/09/2023 17:48	WG2147261
Benzo(a)anthracene	ND		0.0000500	1	10/09/2023 17:48	WG2147261
Benzo(a)pyrene	ND		0.0000500	1	10/09/2023 17:48	WG2147261
Benzo(b)fluoranthene	ND		0.0000500	1	10/09/2023 17:48	WG2147261
Benzo(g,h,i)perylene	ND		0.0000500	1	10/09/2023 17:48	WG2147261
Benzo(k)fluoranthene	ND		0.0000500	1	10/09/2023 17:48	WG2147261
Chrysene	ND		0.0000500	1	10/09/2023 17:48	WG2147261
Dibenz(a,h)anthracene	ND		0.0000500	1	10/09/2023 17:48	WG2147261
Fluoranthene	ND		0.000100	1	10/09/2023 17:48	WG2147261
Fluorene	ND		0.0000500	1	10/09/2023 17:48	WG2147261
Indeno(1,2,3-cd)pyrene	ND		0.0000500	1	10/09/2023 17:48	WG2147261
Naphthalene	ND		0.000250	1	10/09/2023 17:48	WG2147261
Phenanthrene	ND		0.0000500	1	10/09/2023 17:48	WG2147261
Pyrene	ND		0.0000500	1	10/09/2023 17:48	WG2147261
1-Methylnaphthalene	ND		0.000250	1	10/09/2023 17:48	WG2147261
2-Methylnaphthalene	ND		0.000250	1	10/09/2023 17:48	WG2147261
2-Chloronaphthalene	ND		0.000250	1	10/09/2023 17:48	WG2147261
(S) Nitrobenzene-d5	*104*		*31.0-160*		*10/09/2023 17:48*	WG2147261
(S) 2-Fluorobiphenyl	*88.9*		*48.0-148*		*10/09/2023 17:48*	WG2147261
(S) p-Terphenyl-d14	*91.1*		*37.0-146*		*10/09/2023 17:48*	WG2147261

Volatile Organic Compounds (GC) by Method 8015D/GRO

Analyte	Result mg/l	Qualifier	RDL mg/l	Dilution	Analysis date / time	Batch
TPH (GC/FID) Low Fraction	ND		0.100	1	10/16/2023 13:21	WG2151298
(S) a,a,a-Trifluorotoluene(FID)	*100*		*78.0-120*		*10/16/2023 13:21*	WG2151298

Volatile Organic Compounds (GC/MS) by Method 8260B

Analyte	Result mg/l	Qualifier	RDL mg/l	Dilution	Analysis date / time	Batch
Benzene	ND		0.00100	1	10/11/2023 01:53	WG2148770
Toluene	ND		0.00100	1	10/11/2023 01:53	WG2148770
Ethylbenzene	ND		0.00100	1	10/11/2023 01:53	WG2148770
Total Xylenes	ND		0.00300	1	10/11/2023 01:53	WG2148770
(S) Toluene-d8	*92.9*		*80.0-120*		*10/11/2023 01:53*	WG2148770
(S) 4-Bromofluorobenzene	*91.6*		*77.0-126*		*10/11/2023 01:53*	WG2148770
(S) 1,2-Dichloroethane-d4	*120*		*70.0-130*		*10/11/2023 01:53*	WG2148770

Semi-Volatile Organic Compounds (GC) by Method 8015

Analyte	Result mg/l	Qualifier	RDL mg/l	Dilution	Analysis date / time	Batch
C10-C28 Diesel Range	ND		0.100	1	10/20/2023 08:49	WG2153241
C28-C40 Oil Range	ND		0.100	1	10/20/2023 08:49	WG2153241
(S) o-Terphenyl	*123*		*52.0-156*		*10/20/2023 08:49*	WG2153241

Semi Volatile Organic Compounds (GC/MS) by Method 8270C-SIM

Analyte	Result mg/l	Qualifier	RDL mg/l	Dilution	Analysis date / time	Batch
Anthracene	ND		0.0000500	1	10/09/2023 18:05	WG2147261
Acenaphthene	ND		0.0000500	1	10/09/2023 18:05	WG2147261
Acenaphthylene	ND		0.0000500	1	10/09/2023 18:05	WG2147261
Benzo(a)anthracene	ND		0.0000500	1	10/09/2023 18:05	WG2147261
Benzo(a)pyrene	ND		0.0000500	1	10/09/2023 18:05	WG2147261
Benzo(b)fluoranthene	ND		0.0000500	1	10/09/2023 18:05	WG2147261
Benzo(g,h,i)perylene	ND		0.0000500	1	10/09/2023 18:05	WG2147261
Benzo(k)fluoranthene	ND		0.0000500	1	10/09/2023 18:05	WG2147261
Chrysene	ND		0.0000500	1	10/09/2023 18:05	WG2147261
Dibenz(a,h)anthracene	ND		0.0000500	1	10/09/2023 18:05	WG2147261
Fluoranthene	ND		0.000100	1	10/09/2023 18:05	WG2147261
Fluorene	ND		0.0000500	1	10/09/2023 18:05	WG2147261
Indeno(1,2,3-cd)pyrene	ND		0.0000500	1	10/09/2023 18:05	WG2147261
Naphthalene	ND		0.000250	1	10/09/2023 18:05	WG2147261
Phenanthrene	ND		0.0000500	1	10/09/2023 18:05	WG2147261
Pyrene	ND		0.0000500	1	10/09/2023 18:05	WG2147261
1-Methylnaphthalene	ND		0.000250	1	10/09/2023 18:05	WG2147261
2-Methylnaphthalene	ND		0.000250	1	10/09/2023 18:05	WG2147261
2-Chloronaphthalene	ND		0.000250	1	10/09/2023 18:05	WG2147261
(S) Nitrobenzene-d5	*105*		*31.0-160*		*10/09/2023 18:05*	WG2147261
(S) 2-Fluorobiphenyl	*87.4*		*48.0-148*		*10/09/2023 18:05*	WG2147261
(S) p-Terphenyl-d14	*87.4*		*37.0-146*		*10/09/2023 18:05*	WG2147261

Volatile Organic Compounds (GC) by Method 8015D/GRO

Analyte	Result mg/l	Qualifier	RDL mg/l	Dilution	Analysis date / time	Batch
TPH (GC/FID) Low Fraction	ND		0.100	1	10/16/2023 13:44	WG2151298
(S) a,a,a-Trifluorotoluene(FID)	*100*		*78.0-120*		*10/16/2023 13:44*	WG2151298

Volatile Organic Compounds (GC/MS) by Method 8260B

Analyte	Result mg/l	Qualifier	RDL mg/l	Dilution	Analysis date / time	Batch
Benzene	ND		0.00100	1	10/11/2023 02:15	WG2148770
Toluene	ND		0.00100	1	10/11/2023 02:15	WG2148770
Ethylbenzene	ND		0.00100	1	10/11/2023 02:15	WG2148770
Total Xylenes	ND		0.00300	1	10/11/2023 02:15	WG2148770
(S) Toluene-d8	*86.6*		*80.0-120*		*10/11/2023 02:15*	WG2148770
(S) 4-Bromofluorobenzene	*95.8*		*77.0-126*		*10/11/2023 02:15*	WG2148770
(S) 1,2-Dichloroethane-d4	*120*		*70.0-130*		*10/11/2023 02:15*	WG2148770

Semi-Volatile Organic Compounds (GC) by Method 8015

Analyte	Result mg/l	Qualifier	RDL mg/l	Dilution	Analysis date / time	Batch
C10-C28 Diesel Range	0.246	B	0.100	1	10/20/2023 09:09	WG2153241
C28-C40 Oil Range	0.126	B	0.100	1	10/20/2023 09:09	WG2153241
(S) o-Terphenyl	*124*		*52.0-156*		*10/20/2023 09:09*	WG2153241

Sample Narrative:

L1664135-04 WG2153241: Duplicate Analysis performed due to Blank contamination. Results confirm; reporting in-hold data.

Semi Volatile Organic Compounds (GC/MS) by Method 8270C-SIM

Analyte	Result mg/l	Qualifier	RDL mg/l	Dilution	Analysis date / time	Batch
Anthracene	ND		0.0000500	1	10/13/2023 16:36	WG2148909
Acenaphthene	ND		0.0000500	1	10/13/2023 16:36	WG2148909
Acenaphthylene	ND		0.0000500	1	10/13/2023 16:36	WG2148909
Benzo(a)anthracene	ND		0.0000500	1	10/13/2023 16:36	WG2148909
Benzo(a)pyrene	ND	J3 J4	0.0000500	1	10/13/2023 16:36	WG2148909
Benzo(b)fluoranthene	ND	J3	0.0000500	1	10/13/2023 16:36	WG2148909
Benzo(g,h,i)perylene	ND	J3 J4	0.0000500	1	10/13/2023 16:36	WG2148909
Benzo(k)fluoranthene	ND	J3 J4	0.0000500	1	10/13/2023 16:36	WG2148909
Chrysene	ND	J3	0.0000500	1	10/13/2023 16:36	WG2148909
Dibenz(a,h)anthracene	ND	J3	0.0000500	1	10/13/2023 16:36	WG2148909
Fluoranthene	ND		0.000100	1	10/13/2023 16:36	WG2148909
Fluorene	ND		0.0000500	1	10/13/2023 16:36	WG2148909
Indeno(1,2,3-cd)pyrene	ND	J3	0.0000500	1	10/13/2023 16:36	WG2148909
Naphthalene	ND		0.000250	1	10/13/2023 16:36	WG2148909
Phenanthrene	ND		0.0000500	1	10/13/2023 16:36	WG2148909
Pyrene	ND		0.0000500	1	10/13/2023 16:36	WG2148909
1-Methylnaphthalene	ND		0.000250	1	10/13/2023 16:36	WG2148909
2-Methylnaphthalene	ND		0.000250	1	10/13/2023 16:36	WG2148909
2-Chloronaphthalene	ND		0.000250	1	10/13/2023 16:36	WG2148909
(S) Nitrobenzene-d5	*72.0*		*31.0-160*		*10/13/2023 16:36*	WG2148909
(S) 2-Fluorobiphenyl	*94.0*		*48.0-148*		*10/13/2023 16:36*	WG2148909
(S) p-Terphenyl-d14	*78.0*		*37.0-146*		*10/13/2023 16:36*	WG2148909

Sample Narrative:

L1664135-04 WG2148909: QC recovery marginally low, but within historical limits.

Volatile Organic Compounds (GC) by Method 8015D/GRO

Analyte	Result mg/l	Qualifier	RDL mg/l	Dilution	Analysis date / time	Batch
TPH (GC/FID) Low Fraction	ND		0.100	1	10/16/2023 14:07	WG2151298
(S) a,a,a-Trifluorotoluene(FID)	*99.3*		*78.0-120*		*10/16/2023 14:07*	WG2151298

Volatile Organic Compounds (GC/MS) by Method 8260B

Analyte	Result mg/l	Qualifier	RDL mg/l	Dilution	Analysis date / time	Batch
Benzene	ND		0.00100	1	10/11/2023 02:38	WG2148770
Toluene	ND		0.00100	1	10/11/2023 02:38	WG2148770
Ethylbenzene	ND		0.00100	1	10/11/2023 02:38	WG2148770
Total Xylenes	ND		0.00300	1	10/11/2023 02:38	WG2148770
(S) Toluene-d8	*92.2*		*80.0-120*		*10/11/2023 02:38*	WG2148770
(S) 4-Bromofluorobenzene	*93.0*		*77.0-126*		*10/11/2023 02:38*	WG2148770
(S) 1,2-Dichloroethane-d4	*120*		*70.0-130*		*10/11/2023 02:38*	WG2148770

Semi-Volatile Organic Compounds (GC) by Method 8015

Analyte	Result mg/l	Qualifier	RDL mg/l	Dilution	Analysis date / time	Batch
C10-C28 Diesel Range	ND		0.100	1	10/20/2023 09:29	WG2153241
C28-C40 Oil Range	ND		0.100	1	10/20/2023 09:29	WG2153241
(S) o-Terphenyl	*124*		*52.0-156*		*10/20/2023 09:29*	WG2153241

Semi Volatile Organic Compounds (GC/MS) by Method 8270C-SIM

Analyte	Result mg/l	Qualifier	RDL mg/l	Dilution	Analysis date / time	Batch
Anthracene	ND		0.0000500	1	10/13/2023 16:54	WG2148909
Acenaphthene	ND		0.0000500	1	10/13/2023 16:54	WG2148909
Acenaphthylene	ND		0.0000500	1	10/13/2023 16:54	WG2148909
Benzo(a)anthracene	ND		0.0000500	1	10/13/2023 16:54	WG2148909
Benzo(a)pyrene	ND	J3 J4	0.0000500	1	10/13/2023 16:54	WG2148909
Benzo(b)fluoranthene	ND	J3	0.0000500	1	10/13/2023 16:54	WG2148909
Benzo(g,h,i)perylene	ND	J3 J4	0.0000500	1	10/13/2023 16:54	WG2148909
Benzo(k)fluoranthene	ND	J3 J4	0.0000500	1	10/13/2023 16:54	WG2148909
Chrysene	ND	J3	0.0000500	1	10/13/2023 16:54	WG2148909
Dibenz(a,h)anthracene	ND	J3	0.0000500	1	10/13/2023 16:54	WG2148909
Fluoranthene	ND		0.000100	1	10/13/2023 16:54	WG2148909
Fluorene	ND		0.0000500	1	10/13/2023 16:54	WG2148909
Indeno(1,2,3-cd)pyrene	ND	J3	0.0000500	1	10/13/2023 16:54	WG2148909
Naphthalene	ND		0.000250	1	10/13/2023 16:54	WG2148909
Phenanthrene	ND		0.0000500	1	10/13/2023 16:54	WG2148909
Pyrene	ND		0.0000500	1	10/13/2023 16:54	WG2148909
1-Methylnaphthalene	ND		0.000250	1	10/13/2023 16:54	WG2148909
2-Methylnaphthalene	ND		0.000250	1	10/13/2023 16:54	WG2148909
2-Chloronaphthalene	ND		0.000250	1	10/13/2023 16:54	WG2148909
(S) Nitrobenzene-d5	*103*		*31.0-160*		*10/13/2023 16:54*	WG2148909
(S) 2-Fluorobiphenyl	*113*		*48.0-148*		*10/13/2023 16:54*	WG2148909
(S) p-Terphenyl-d14	*93.0*		*37.0-146*		*10/13/2023 16:54*	WG2148909

Sample Narrative:

L1664135-05 WG2148909: QC recovery marginally low, but within historical limits.

Volatile Organic Compounds (GC) by Method 8015D/GRO

Analyte	Result mg/l	Qualifier	RDL mg/l	Dilution	Analysis date / time	Batch
TPH (GC/FID) Low Fraction	ND		0.100	1	10/16/2023 14:30	WG2151298
(S) a,a,a-Trifluorotoluene(FID)	*99.9*		*78.0-120*		*10/16/2023 14:30*	WG2151298

Volatile Organic Compounds (GC/MS) by Method 8260B

Analyte	Result mg/l	Qualifier	RDL mg/l	Dilution	Analysis date / time	Batch
Benzene	ND		0.00100	1	10/11/2023 03:00	WG2148770
Toluene	ND		0.00100	1	10/11/2023 03:00	WG2148770
Ethylbenzene	ND		0.00100	1	10/11/2023 03:00	WG2148770
Total Xylenes	ND		0.00300	1	10/11/2023 03:00	WG2148770
(S) Toluene-d8	*93.3*		*80.0-120*		*10/11/2023 03:00*	WG2148770
(S) 4-Bromofluorobenzene	*95.4*		*77.0-126*		*10/11/2023 03:00*	WG2148770
(S) 1,2-Dichloroethane-d4	*120*		*70.0-130*		*10/11/2023 03:00*	WG2148770

Semi-Volatile Organic Compounds (GC) by Method 8015

Analyte	Result mg/l	Qualifier	RDL mg/l	Dilution	Analysis date / time	Batch
C10-C28 Diesel Range	ND		0.100	1	10/20/2023 09:50	WG2153241
C28-C40 Oil Range	ND		0.100	1	10/20/2023 09:50	WG2153241
(S) o-Terphenyl	*126*		*52.0-156*		*10/20/2023 09:50*	WG2153241

Semi Volatile Organic Compounds (GC/MS) by Method 8270C-SIM

Analyte	Result mg/l	Qualifier	RDL mg/l	Dilution	Analysis date / time	Batch
Anthracene	ND		0.0000500	1	10/13/2023 17:12	WG2148909
Acenaphthene	ND		0.0000500	1	10/13/2023 17:12	WG2148909
Acenaphthylene	ND		0.0000500	1	10/13/2023 17:12	WG2148909
Benzo(a)anthracene	ND		0.0000500	1	10/13/2023 17:12	WG2148909
Benzo(a)pyrene	ND	J3 J4	0.0000500	1	10/13/2023 17:12	WG2148909
Benzo(b)fluoranthene	ND	J3	0.0000500	1	10/13/2023 17:12	WG2148909
Benzo(g,h,i)perylene	ND	J3 J4	0.0000500	1	10/13/2023 17:12	WG2148909
Benzo(k)fluoranthene	ND	J3 J4	0.0000500	1	10/13/2023 17:12	WG2148909
Chrysene	ND	J3	0.0000500	1	10/13/2023 17:12	WG2148909
Dibenz(a,h)anthracene	ND	J3	0.0000500	1	10/13/2023 17:12	WG2148909
Fluoranthene	ND		0.000100	1	10/13/2023 17:12	WG2148909
Fluorene	ND		0.0000500	1	10/13/2023 17:12	WG2148909
Indeno(1,2,3-cd)pyrene	ND	J3	0.0000500	1	10/13/2023 17:12	WG2148909
Naphthalene	ND		0.000250	1	10/13/2023 17:12	WG2148909
Phenanthrene	ND		0.0000500	1	10/13/2023 17:12	WG2148909
Pyrene	ND		0.0000500	1	10/13/2023 17:12	WG2148909
1-Methylnaphthalene	ND		0.000250	1	10/13/2023 17:12	WG2148909
2-Methylnaphthalene	ND		0.000250	1	10/13/2023 17:12	WG2148909
2-Chloronaphthalene	ND		0.000250	1	10/13/2023 17:12	WG2148909
(S) Nitrobenzene-d5	*97.5*		*31.0-160*		*10/13/2023 17:12*	WG2148909
(S) 2-Fluorobiphenyl	*107*		*48.0-148*		*10/13/2023 17:12*	WG2148909
(S) p-Terphenyl-d14	*91.5*		*37.0-146*		*10/13/2023 17:12*	WG2148909

Sample Narrative:

L1664135-06 WG2148909: QC recovery marginally low, but within historical limits.

Volatile Organic Compounds (GC) by Method 8015D/GRO

Analyte	Result mg/l	Qualifier	RDL mg/l	Dilution	Analysis date / time	Batch
TPH (GC/FID) Low Fraction	ND		0.100	1	10/16/2023 14:53	WG2151298
(S) a,a,a-Trifluorotoluene(FID)	*101*		*78.0-120*		*10/16/2023 14:53*	WG2151298

Volatile Organic Compounds (GC/MS) by Method 8260B

Analyte	Result mg/l	Qualifier	RDL mg/l	Dilution	Analysis date / time	Batch
Benzene	ND		0.00100	1	10/11/2023 02:11	WG2148803
Toluene	ND		0.00100	1	10/11/2023 02:11	WG2148803
Ethylbenzene	ND		0.00100	1	10/11/2023 02:11	WG2148803
Total Xylenes	ND		0.00300	1	10/11/2023 02:11	WG2148803
(S) Toluene-d8	*109*		*80.0-120*		*10/11/2023 02:11*	WG2148803
(S) 4-Bromofluorobenzene	*108*		*77.0-126*		*10/11/2023 02:11*	WG2148803
(S) 1,2-Dichloroethane-d4	*90.8*		*70.0-130*		*10/11/2023 02:11*	WG2148803

Semi-Volatile Organic Compounds (GC) by Method 8015

Analyte	Result mg/l	Qualifier	RDL mg/l	Dilution	Analysis date / time	Batch
C10-C28 Diesel Range	0.395	B	0.100	1	10/20/2023 10:10	WG2153241
C28-C40 Oil Range	0.740	B	0.100	1	10/20/2023 10:10	WG2153241
(S) o-Terphenyl	*129*		*52.0-156*		*10/20/2023 10:10*	WG2153241

Sample Narrative:

L1664135-07 WG2153241: Duplicate Analysis performed due to Blank contamination. Results confirm; reporting in-hold data.

Semi Volatile Organic Compounds (GC/MS) by Method 8270C-SIM

Analyte	Result mg/l	Qualifier	RDL mg/l	Dilution	Analysis date / time	Batch
Anthracene	ND		0.0000500	1	10/13/2023 17:30	WG2148909
Acenaphthene	ND		0.0000500	1	10/13/2023 17:30	WG2148909
Acenaphthylene	ND		0.0000500	1	10/13/2023 17:30	WG2148909
Benzo(a)anthracene	ND		0.0000500	1	10/13/2023 17:30	WG2148909
Benzo(a)pyrene	ND	J3 J4	0.0000500	1	10/13/2023 17:30	WG2148909
Benzo(b)fluoranthene	ND	J3	0.0000500	1	10/13/2023 17:30	WG2148909
Benzo(g,h,i)perylene	ND	J3 J4	0.0000500	1	10/13/2023 17:30	WG2148909
Benzo(k)fluoranthene	ND	J3 J4	0.0000500	1	10/13/2023 17:30	WG2148909
Chrysene	ND	J3	0.0000500	1	10/13/2023 17:30	WG2148909
Dibenz(a,h)anthracene	ND	J3	0.0000500	1	10/13/2023 17:30	WG2148909
Fluoranthene	ND		0.000100	1	10/13/2023 17:30	WG2148909
Fluorene	ND		0.0000500	1	10/13/2023 17:30	WG2148909
Indeno(1,2,3-cd)pyrene	ND	J3	0.0000500	1	10/13/2023 17:30	WG2148909
Naphthalene	ND		0.000250	1	10/13/2023 17:30	WG2148909
Phenanthrene	ND		0.0000500	1	10/13/2023 17:30	WG2148909
Pyrene	ND		0.0000500	1	10/13/2023 17:30	WG2148909
1-Methylnaphthalene	ND		0.000250	1	10/13/2023 17:30	WG2148909
2-Methylnaphthalene	ND		0.000250	1	10/13/2023 17:30	WG2148909
2-Chloronaphthalene	ND		0.000250	1	10/13/2023 17:30	WG2148909
(S) Nitrobenzene-d5	*72.0*		*31.0-160*		*10/13/2023 17:30*	WG2148909
(S) 2-Fluorobiphenyl	*75.0*		*48.0-148*		*10/13/2023 17:30*	WG2148909
(S) p-Terphenyl-d14	*60.5*		*37.0-146*		*10/13/2023 17:30*	WG2148909

Sample Narrative:

L1664135-07 WG2148909: QC recovery marginally low, but within historical limits.

Method Blank (MB)

(MB) R3986873-2 10/14/23 20:35

Analyte	MB Result mg/l	MB Qualifier	MB MDL mg/l	MB RDL mg/l
TPH (GC/FID) Low Fraction	U		0.0314	0.100
(S) a,a,a-Trifluorotoluene(FID)	*92.3*			*78.0-120*

Laboratory Control Sample (LCS)

(LCS) R3986873-1 10/14/23 18:24

Analyte	Spike Amount mg/l	LCS Result mg/l	LCS Rec. %	Rec. Limits %	LCS Qualifier
TPH (GC/FID) Low Fraction	5.50	5.94	108	72.0-127	
(S) a,a,a-Trifluorotoluene(FID)			*96.3*	*78.0-120*	

Method Blank (MB)

(MB) R3987497-2 10/16/23 12:32

Analyte	MB Result mg/l	MB Qualifier	MB MDL mg/l	MB RDL mg/l
TPH (GC/FID) Low Fraction	U		0.0314	0.100
(S) a,a,a-Trifluorotoluene(FID)	*100*			*78.0-120*

Laboratory Control Sample (LCS)

(LCS) R3987497-1 10/16/23 11:23

Analyte	Spike Amount mg/l	LCS Result mg/l	LCS Rec. %	Rec. Limits %	LCS Qualifier
TPH (GC/FID) Low Fraction	5.50	5.55	101	72.0-127	
(S) a,a,a-Trifluorotoluene(FID)			*103*	*78.0-120*	

Method Blank (MB)

(MB) R3985622-3 10/10/23 21:31

Analyte	MB Result mg/l	MB Qualifier	MB MDL mg/l	MB RDL mg/l
Benzene	U		0.0000941	0.00100
Toluene	U		0.000278	0.00100
Ethylbenzene	U		0.000137	0.00100
Total Xylenes	U		0.000174	0.00300
(S) Toluene-d8	*94.1*			*80.0-120*
(S) 4-Bromofluorobenzene	*96.4*			*77.0-126*
(S) 1,2-Dichloroethane-d4	*118*			*70.0-130*

Laboratory Control Sample (LCS) • Laboratory Control Sample Duplicate (LCSD)

(LCS) R3985622-1 10/10/23 20:25 • (LCSD) R3985622-2 10/10/23 20:47

Analyte	Spike Amount mg/l	LCS Result mg/l	LCSD Result mg/l	LCS Rec. %	LCSD Rec. %	Rec. Limits %	LCS Qualifier	LCSD Qualifier	RPD %	RPD Limits %
Benzene	0.00500	0.00590	0.00585	118	117	70.0-123			0.851	20
Toluene	0.00500	0.00493	0.00492	98.6	98.4	79.0-120			0.203	20
Ethylbenzene	0.00500	0.00467	0.00490	93.4	98.0	79.0-123			4.81	20
Total Xylenes	0.0150	0.0143	0.0149	95.3	99.3	79.0-123			4.11	20
(S) Toluene-d8				*92.1*	*93.7*	*80.0-120*				
(S) 4-Bromofluorobenzene				*96.4*	*99.1*	*77.0-126*				
(S) 1,2-Dichloroethane-d4				*119*	*114*	*70.0-130*				

Method Blank (MB)

(MB) R3986818-1 10/10/23 23:44

Analyte	MB Result mg/l	MB Qualifier	MB MDL mg/l	MB RDL mg/l
Benzene	U		0.0000941	0.00100
Toluene	U		0.000278	0.00100
Ethylbenzene	U		0.000137	0.00100
Total Xylenes	U		0.000174	0.00300
(S) Toluene-d8	*109*			*80.0-120*
(S) 4-Bromofluorobenzene	*110*			*77.0-126*
(S) 1,2-Dichloroethane-d4	*93.7*			*70.0-130*

Laboratory Control Sample (LCS)

(LCS) R3986818-2 10/11/23 00:46

Analyte	Spike Amount mg/l	LCS Result mg/l	LCS Rec. %	Rec. Limits %	LCS Qualifier
Benzene	0.00500	0.00434	86.8	70.0-123	
Toluene	0.00500	0.00504	101	79.0-120	
Ethylbenzene	0.00500	0.00562	112	79.0-123	
Total Xylenes	0.0150	0.0166	111	79.0-123	
(S) Toluene-d8			*108*	*80.0-120*	
(S) 4-Bromofluorobenzene			*110*	*77.0-126*	
(S) 1,2-Dichloroethane-d4			*101*	*70.0-130*	

Method Blank (MB)

(MB) R3988265-1 10/18/23 22:09

Analyte	MB Result mg/l	MB Qualifier	MB MDL mg/l	MB RDL mg/l
C10-C28 Diesel Range	U		0.0222	0.100
C28-C40 Oil Range	U		0.0118	0.100
(S) o-Terphenyl	*133*			*52.0-156*

Laboratory Control Sample (LCS)

(LCS) R3988265-2 10/18/23 22:29

Analyte	Spike Amount mg/l	LCS Result mg/l	LCS Rec. %	Rec. Limits %	LCS Qualifier
C10-C28 Diesel Range	1.50	1.30	86.7	50.0-150	
(S) o-Terphenyl			*125*	*52.0-156*	

L1665816-01 Original Sample (OS) • Matrix Spike (MS) • Matrix Spike Duplicate (MSD)

(OS) L1665816-01 10/20/23 03:01 • (MS) R3989177-1 10/20/23 03:21 • (MSD) R3989177-2 10/20/23 03:41

Analyte	Spike Amount mg/l	Original Result mg/l	MS Result mg/l	MSD Result mg/l	MS Rec. %	MSD Rec. %	Dilution	Rec. Limits %	MS Qualifier	MSD Qualifier	RPD %	RPD Limits %
C10-C28 Diesel Range	1.43	ND	7.38	6.34	516	443	1	50.0-150	J5	J5	15.2	20
(S) o-Terphenyl					*140*	*139*		*52.0-156*				

L1665820-03 Original Sample (OS) • Matrix Spike (MS) • Matrix Spike Duplicate (MSD)

(OS) L1665820-03 10/20/23 04:01 • (MS) R3989177-3 10/20/23 04:22 • (MSD) R3989177-4 10/20/23 04:42

Analyte	Spike Amount mg/l	Original Result mg/l	MS Result mg/l	MSD Result mg/l	MS Rec. %	MSD Rec. %	Dilution	Rec. Limits %	MS Qualifier	MSD Qualifier	RPD %	RPD Limits %
C10-C28 Diesel Range	1.43	ND	3.36	3.35	235	234	1	50.0-150	J5	J5	0.298	20
(S) o-Terphenyl					*143*	*149*		*52.0-156*				

QUALITY CONTROL SUMMARY

L1664135-03,04,05,06,07

Method Blank (MB)

(MB) R3989178-1 10/20/23 07:48

Analyte	MB Result mg/l	MB Qualifier	MB MDL mg/l	MB RDL mg/l
C10-C28 Diesel Range	0.0692	J	0.0222	0.100
C28-C40 Oil Range	0.148		0.0118	0.100
(S) o-Terphenyl	*122*			*52.0-156*

Laboratory Control Sample (LCS) • Laboratory Control Sample Duplicate (LCSD)

(LCS) R3989178-2 10/20/23 08:08 • (LCSD) R3989178-3 10/20/23 08:29

Analyte	Spike Amount mg/l	LCS Result mg/l	LCSD Result mg/l	LCS Rec. %	LCSD Rec. %	Rec. Limits %	LCS Qualifier	LCSD Qualifier	RPD %	RPD Limits %
C10-C28 Diesel Range	1.50	1.47	1.55	98.0	103	50.0-150			5.30	20
(S) o-Terphenyl				*113*	*135*	*52.0-156*				

Method Blank (MB)

(MB) R3984637-3 10/09/23 13:47

Analyte	MB Result mg/l	MB Qualifier	MB MDL mg/l	MB RDL mg/l
Anthracene	U		0.0000190	0.0000500
Acenaphthene	U		0.0000190	0.0000500
Acenaphthylene	U		0.0000171	0.0000500
Benzo(a)anthracene	U		0.0000203	0.0000500
Benzo(a)pyrene	U		0.0000184	0.0000500
Benzo(b)fluoranthene	U		0.0000168	0.0000500
Benzo(g,h,i)perylene	U		0.0000184	0.0000500
Benzo(k)fluoranthene	U		0.0000202	0.0000500
Chrysene	U		0.0000179	0.0000500
Dibenz(a,h)anthracene	U		0.0000160	0.0000500
Fluoranthene	U		0.0000270	0.000100
Fluorene	U		0.0000169	0.0000500
Indeno(1,2,3-cd)pyrene	U		0.0000158	0.0000500
Naphthalene	U		0.0000917	0.000250
Phenanthrene	U		0.0000180	0.0000500
Pyrene	U		0.0000169	0.0000500
1-Methylnaphthalene	U		0.0000687	0.000250
2-Methylnaphthalene	U		0.0000674	0.000250
2-Chloronaphthalene	U		0.0000682	0.000250
(S) Nitrobenzene-d5	*108*			*31.0-160*
(S) 2-Fluorobiphenyl	*88.0*			*48.0-148*
(S) p-Terphenyl-d14	*92.5*			*37.0-146*

Laboratory Control Sample (LCS) • Laboratory Control Sample Duplicate (LCSD)

(LCS) R3984637-1 10/09/23 13:13 • (LCSD) R3984637-2 10/09/23 13:30

Analyte	Spike Amount mg/l	LCS Result mg/l	LCSD Result mg/l	LCS Rec. %	LCSD Rec. %	Rec. Limits %	LCS Qualifier	LCSD Qualifier	RPD %	RPD Limits %
Anthracene	0.00200	0.00184	0.00185	92.0	92.5	67.0-150			0.542	20
Acenaphthene	0.00200	0.00184	0.00177	92.0	88.5	65.0-138			3.88	20
Acenaphthylene	0.00200	0.00197	0.00191	98.5	95.5	66.0-140			3.09	20
Benzo(a)anthracene	0.00200	0.00208	0.00204	104	102	61.0-140			1.94	20
Benzo(a)pyrene	0.00200	0.00212	0.00206	106	103	60.0-143			2.87	20
Benzo(b)fluoranthene	0.00200	0.00188	0.00183	94.0	91.5	58.0-141			2.70	20
Benzo(g,h,i)perylene	0.00200	0.00186	0.00181	93.0	90.5	52.0-153			2.72	20
Benzo(k)fluoranthene	0.00200	0.00184	0.00181	92.0	90.5	58.0-148			1.64	20
Chrysene	0.00200	0.00193	0.00190	96.5	95.0	64.0-144			1.57	20
Dibenz(a,h)anthracene	0.00200	0.00198	0.00192	99.0	96.0	52.0-155			3.08	20
Fluoranthene	0.00200	0.00203	0.00201	102	100	69.0-153			0.990	20

Laboratory Control Sample (LCS) • Laboratory Control Sample Duplicate (LCSD)

(LCS) R3984637-1 10/09/23 13:13 • (LCSD) R3984637-2 10/09/23 13:30

Analyte	Spike Amount mg/l	LCS Result mg/l	LCSD Result mg/l	LCS Rec. %	LCSD Rec. %	Rec. Limits %	LCS Qualifier	LCSD Qualifier	RPD %	RPD Limits %
Fluorene	0.00200	0.00195	0.00187	97.5	93.5	64.0-136			4.19	20
Indeno(1,2,3-cd)pyrene	0.00200	0.00221	0.00216	111	108	54.0-153			2.29	20
Naphthalene	0.00200	0.00173	0.00172	86.5	86.0	61.0-137			0.580	20
Phenanthrene	0.00200	0.00183	0.00177	91.5	88.5	62.0-137			3.33	20
Pyrene	0.00200	0.00193	0.00189	96.5	94.5	60.0-142			2.09	20
1-Methylnaphthalene	0.00200	0.00187	0.00183	93.5	91.5	66.0-142			2.16	20
2-Methylnaphthalene	0.00200	0.00192	0.00187	96.0	93.5	62.0-136			2.64	20
2-Chloronaphthalene	0.00200	0.00177	0.00170	88.5	85.0	64.0-140			4.03	20
(S) Nitrobenzene-d5				*101*	*99.0*	*31.0-160*				
(S) 2-Fluorobiphenyl				*88.0*	*85.5*	*48.0-148*				
(S) p-Terphenyl-d14				*90.0*	*87.5*	*37.0-146*				

Method Blank (MB)

(MB) R3986651-3 10/13/23 15:07

Analyte	MB Result mg/l	MB Qualifier	MB MDL mg/l	MB RDL mg/l
Anthracene	U		0.0000190	0.0000500
Acenaphthene	U		0.0000190	0.0000500
Acenaphthylene	U		0.0000171	0.0000500
Benzo(a)anthracene	U		0.0000203	0.0000500
Benzo(a)pyrene	U		0.0000184	0.0000500
Benzo(b)fluoranthene	U		0.0000168	0.0000500
Benzo(g,h,i)perylene	U		0.0000184	0.0000500
Benzo(k)fluoranthene	U		0.0000202	0.0000500
Chrysene	U		0.0000179	0.0000500
Dibenz(a,h)anthracene	U		0.0000160	0.0000500
Fluoranthene	U		0.0000270	0.000100
Fluorene	U		0.0000169	0.0000500
Indeno(1,2,3-cd)pyrene	U		0.0000158	0.0000500
Naphthalene	U		0.0000917	0.000250
Phenanthrene	U		0.0000180	0.0000500
Pyrene	U		0.0000169	0.0000500
1-Methylnaphthalene	U		0.0000687	0.000250
2-Methylnaphthalene	U		0.0000674	0.000250
2-Chloronaphthalene	U		0.0000682	0.000250
(S) Nitrobenzene-d5	*86.0*			*31.0-160*
(S) 2-Fluorobiphenyl	*97.0*			*48.0-148*
(S) p-Terphenyl-d14	*80.0*			*37.0-146*

Method Blank (MB)

(MB) R3987948-1 10/16/23 15:39

Analyte	MB Result mg/l	MB Qualifier	MB MDL mg/l	MB RDL mg/l
Anthracene	U		0.0000190	0.0000500
Acenaphthene	U		0.0000190	0.0000500
Acenaphthylene	U		0.0000171	0.0000500
Benzo(a)anthracene	U		0.0000203	0.0000500
Benzo(a)pyrene	U		0.0000184	0.0000500
Benzo(b)fluoranthene	U		0.0000168	0.0000500
Benzo(g,h,i)perylene	U		0.0000184	0.0000500
Benzo(k)fluoranthene	U		0.0000202	0.0000500
Chrysene	U		0.0000179	0.0000500
Dibenz(a,h)anthracene	U		0.0000160	0.0000500
Fluoranthene	U		0.0000270	0.000100

Method Blank (MB)

(MB) R3987948-1 10/16/23 15:39

Analyte	MB Result mg/l	MB Qualifier	MB MDL mg/l	MB RDL mg/l
Fluorene	U		0.0000169	0.0000500
Indeno(1,2,3-cd)pyrene	U		0.0000158	0.0000500
Naphthalene	U		0.0000917	0.000250
Phenanthrene	U		0.0000180	0.0000500
Pyrene	U		0.0000169	0.0000500
1-Methylnaphthalene	U		0.0000687	0.000250
2-Methylnaphthalene	U		0.0000674	0.000250
2-Chloronaphthalene	U		0.0000682	0.000250
(S) Nitrobenzene-d5	*114*		*31.0-160*	
(S) 2-Fluorobiphenyl	*92.5*		*48.0-148*	
(S) p-Terphenyl-d14	*88.0*		*37.0-146*	

Laboratory Control Sample (LCS) • Laboratory Control Sample Duplicate (LCSD)

(LCS) R3986651-1 10/13/23 14:31 • (LCSD) R3986651-2 10/13/23 14:49

Analyte	Spike Amount mg/l	LCS Result mg/l	LCSD Result mg/l	LCS Rec. %	LCSD Rec. %	Rec. Limits %	LCS Qualifier	LCSD Qualifier	RPD %	RPD Limits %
Anthracene	0.00200	0.00195	0.00195	97.5	97.5	67.0-150			0.000	20
Acenaphthene	0.00200	0.00166	0.00164	83.0	82.0	65.0-138			1.21	20
Acenaphthylene	0.00200	0.00168	0.00164	84.0	82.0	66.0-140			2.41	20
Benzo(a)anthracene	0.00200	0.00185	0.00156	92.5	78.0	61.0-140			17.0	20
Benzo(a)pyrene	0.00200	0.00152	0.00118	76.0	59.0	60.0-143		J3 J4	25.2	20
Benzo(b)fluoranthene	0.00200	0.00150	0.00122	75.0	61.0	58.0-141		J3	20.6	20
Benzo(g,h,i)perylene	0.00200	0.00138	0.00101	69.0	50.5	52.0-153		J3 J4	31.0	20
Benzo(k)fluoranthene	0.00200	0.00143	0.00110	71.5	55.0	58.0-148		J3 J4	26.1	20
Chrysene	0.00200	0.00179	0.00145	89.5	72.5	64.0-144		J3	21.0	20
Dibenz(a,h)anthracene	0.00200	0.00172	0.00125	86.0	62.5	52.0-155		J3	31.6	20
Fluoranthene	0.00200	0.00189	0.00189	94.5	94.5	69.0-153			0.000	20
Fluorene	0.00200	0.00179	0.00178	89.5	89.0	64.0-136			0.560	20
Indeno(1,2,3-cd)pyrene	0.00200	0.00168	0.00122	84.0	61.0	54.0-153		J3	31.7	20
Naphthalene	0.00200	0.00129	0.00129	64.5	64.5	61.0-137			0.000	20
Phenanthrene	0.00200	0.00197	0.00198	98.5	99.0	62.0-137			0.506	20
Pyrene	0.00200	0.00183	0.00182	91.5	91.0	60.0-142			0.548	20
1-Methylnaphthalene	0.00200	0.00133	0.00133	66.5	66.5	66.0-142			0.000	20
2-Methylnaphthalene	0.00200	0.00137	0.00137	68.5	68.5	62.0-136			0.000	20
2-Chloronaphthalene	0.00200	0.00175	0.00169	87.5	84.5	64.0-140			3.49	20
(S) Nitrobenzene-d5				*91.0*	*85.0*	*31.0-160*				
(S) 2-Fluorobiphenyl				*96.0*	*97.0*	*48.0-148*				
(S) p-Terphenyl-d14				*71.5*	*58.0*	*37.0-146*				

Guide to Reading and Understanding Your Laboratory Report

The information below is designed to better explain the various terms used in your report of analytical results from the Laboratory. This is not intended as a comprehensive explanation, and if you have additional questions please contact your project representative.

Results Disclaimer - Information that may be provided by the customer, and contained within this report, include Permit Limits, Project Name, Sample ID, Sample Matrix, Sample Preservation, Field Blanks, Field Spikes, Field Duplicates, On-Site Data, Sampling Collection Dates/Times, and Sampling Location. Results relate to the accuracy of this information provided, and as the samples are received.

Abbreviations and Definitions

MDL	Method Detection Limit.
ND	Not detected at the Reporting Limit (or MDL where applicable).
RDL	Reported Detection Limit.
Rec.	Recovery.
RPD	Relative Percent Difference.
SDG	Sample Delivery Group.
(S)	Surrogate (Surrogate Standard) - Analytes added to every blank, sample, Laboratory Control Sample/Duplicate and Matrix Spike/Duplicate; used to evaluate analytical efficiency by measuring recovery. Surrogates are not expected to be detected in all environmental media.
U	Not detected at the Reporting Limit (or MDL where applicable).
Analyte	The name of the particular compound or analysis performed. Some Analyses and Methods will have multiple analytes reported.
Dilution	If the sample matrix contains an interfering material, the sample preparation volume or weight values differ from the standard, or if concentrations of analytes in the sample are higher than the highest limit of concentration that the laboratory can accurately report, the sample may be diluted for analysis. If a value different than 1 is used in this field, the result reported has already been corrected for this factor.
Limits	These are the target % recovery ranges or % difference value that the laboratory has historically determined as normal for the method and analyte being reported. Successful QC Sample analysis will target all analytes recovered or duplicated within these ranges.
Original Sample	The non-spiked sample in the prep batch used to determine the Relative Percent Difference (RPD) from a quality control sample. The Original Sample may not be included within the reported SDG.
Qualifier	This column provides a letter and/or number designation that corresponds to additional information concerning the result reported. If a Qualifier is present, a definition per Qualifier is provided within the Glossary and Definitions page and potentially a discussion of possible implications of the Qualifier in the Case Narrative if applicable.
Result	The actual analytical final result (corrected for any sample specific characteristics) reported for your sample. If there was no measurable result returned for a specific analyte, the result in this column may state “ND” (Not Detected) or “BDL” (Below Detectable Levels). The information in the results column should always be accompanied by either an MDL (Method Detection Limit) or RDL (Reporting Detection Limit) that defines the lowest value that the laboratory could detect or report for this analyte.
Uncertainty (Radiochemistry)	Confidence level of 2 sigma.
Case Narrative (Cn)	A brief discussion about the included sample results, including a discussion of any non-conformances to protocol observed either at sample receipt by the laboratory from the field or during the analytical process. If present, there will be a section in the Case Narrative to discuss the meaning of any data qualifiers used in the report.
Quality Control Summary (Qc)	This section of the report includes the results of the laboratory quality control analyses required by procedure or analytical methods to assist in evaluating the validity of the results reported for your samples. These analyses are not being performed on your samples typically, but on laboratory generated material.
Sample Chain of Custody (Sc)	This is the document created in the field when your samples were initially collected. This is used to verify the time and date of collection, the person collecting the samples, and the analyses that the laboratory is requested to perform. This chain of custody also documents all persons (excluding commercial shippers) that have had control or possession of the samples from the time of collection until delivery to the laboratory for analysis.
Sample Results (Sr)	This section of your report will provide the results of all testing performed on your samples. These results are provided by sample ID and are separated by the analyses performed on each sample. The header line of each analysis section for each sample will provide the name and method number for the analysis reported.
Sample Summary (Ss)	This section of the Analytical Report defines the specific analyses performed for each sample ID, including the dates and times of preparation and/or analysis.

Qualifier	Description
B	The same analyte is found in the associated blank.
J	The identification of the analyte is acceptable; the reported value is an estimate.
J3	The associated batch QC was outside the established quality control range for precision.
J4	The associated batch QC was outside the established quality control range for accuracy.
J5	The sample matrix interfered with the ability to make any accurate determination; spike value is high.

Pace Analytical National 12065 Lebanon Rd Mount Juliet, TN 37122

Alabama	40660	Nebraska	NE-OS-15-05
Alaska	17-026	Nevada	TN000032021-1
Arizona	AZ0612	New Hampshire	2975
Arkansas	88-0469	New Jersey–NELAP	TN002
California	2932	New Mexico [1]	TN00003
Colorado	TN00003	New York	11742
Connecticut	PH-0197	North Carolina	Env375
Florida	E87487	North Carolina [1]	DW21704
Georgia	NELAP	North Carolina [3]	41
Georgia [1]	923	North Dakota	R-140
Idaho	TN00003	Ohio–VAP	CL0069
Illinois	200008	Oklahoma	9915
Indiana	C-TN-01	Oregon	TN200002
Iowa	364	Pennsylvania	68-02979
Kansas	E-10277	Rhode Island	LAO000356
Kentucky [1 6]	KY90010	South Carolina	84004002
Kentucky [2]	16	South Dakota	n/a
Louisiana	AI30792	Tennessee [1 4]	2006
Louisiana	LA018	Texas	T104704245-20-18
Maine	TN00003	Texas [5]	LAB0152
Maryland	324	Utah	TN000032021-11
Massachusetts	M-TN003	Vermont	VT2006
Michigan	9958	Virginia	110033
Minnesota	047-999-395	Washington	C847
Mississippi	TN00003	West Virginia	233
Missouri	340	Wisconsin	998093910
Montana	CERT0086	Wyoming	A2LA
A2LA – ISO 17025	1461.01	AIHA-LAP,LLC EMLAP	100789
A2LA – ISO 17025 [5]	1461.02	DOD	1461.01
Canada	1461.01	USDA	P330-15-00234
EPA–Crypto	TN00003		

[1] Drinking Water [2] Underground Storage Tanks [3] Aquatic Toxicity [4] Chemical/Microbiological [5] Mold [6] Wastewater n/a Accreditation not applicable

* Not all certifications held by the laboratory are applicable to the results reported in the attached report.

* Accreditation is only applicable to the test methods specified on each scope of accreditation held by Pace Analytical.

Company Name/Address:
Rio Grande Resources Corp
219 S 2nd St
Raton, NM 87740

Billing Information:
Bruce Norquist
PO Box 1150
Grants , NM 87020

Pres Chk

Report to: Eric Roads

Email To: eroads@enganalytics.com;tdavis@enganalytics.

Project Description: Mt Taylor

City/State Collected: Grants, New Mexico

Please Circle: PT MT CT ET

Phone: 970-488-3111

Client Project # 111360

Lab Project # RIOGRAGNM-MTTAYLOR

Collected by (print): Tyler Davis

Site/Facility ID #

P.O. #

Collected by (signature): Tyler Davis

Immediately Packed on Ice N ___ Y ✓

Rush? (Lab MUST Be Notified)
___ Same Day ___ Five Day
___ Next Day ___ 5 Day (Rad Only)
___ Two Day ___ 10 Day (Rad Only)
___ Three Day

Quote #

Date Results Needed

Analysis / Container / Preservative

Chain of Custody Page ___ of ___

Pace PEOPLE ADVANCING SCIENCE

MT JULIET, TN

12065 Lebanon Rd Mount Juliet, TN 37122
Submitting a sample via this chain of custody constitutes acknowledgment and acceptance of the Pace Terms and Conditions found at: https://info.pacelabs.com/hubfs/pas-standard-terms.pdf

SDG # L1664135
D160

Acctnum: RIOGRAGNM
Template: T238214
Prelogin: P1026344
PM: 732 - Donna Eidson
PB: NG 9/22/23
Shipped Via: FedEX Ground

Sample ID	Comp/Grab	Matrix *	Depth	Date	Time	No. of Cntrs	DROOROLVI 40mlAmb-HCl-BT	GRO 40mlAmb HCl	PAHSIMLVI 40mlAmb-NoPres-WT	SV8270PAH 4ozClr-NoPres	V8260BTEX 40mlAmb-HCl	V8260BTEX 40mlAmb/MeOH10ml/Syr					Remarks	Sample # (lab only)
MT-GW-TS2865-DW12-100523-K3	Grab	GW	2865	10-5-23	1519	9	X	X	X		X							-01
MT-GW-TS-2865-DW12-100523	Grab	GW	2865	10-5-23	1714	9	X	X	X		X							-02
MT-GW-TS-1764-DW12-100623-K3	Grab	GW	1764	10-6-23	8:33	9	X	X	X		X							-03
MT-GW-TS-1764-DW12-100623	Grab	GW	1764	10-6-23	9:46	9	X	X	X		X							-04
MT-GW-TS-865-DW10-100623-K2	Grab	GW	865	10-6-23	1137	9	X	X	X		X							-05
MT-GW-TS-865-DW10-100623-K3	Grab	GW	865	10-6-23	1300	9	X	X	X		X							-06
MT-GW-TS-856-DW10-100623	Grab	GW	856	10-6-23	1352	9	X	X	X		X							-07
		GW				9	X	X	X		X							
		GW				9	X	X	X		X							
		GW				9	X	X	X		X							

* Matrix:
SS - Soil AIR - Air F - Filter
GW - Groundwater B - Bioassay
WW - WasteWater
DW - Drinking Water
OT - Other_____

Remarks:

pH _____ Temp _____
Flow _____ Other _____

Samples returned via: __ UPS __ FedEx __ Courier _____

Tracking # 6841 8349 3408

Sample Receipt Checklist
COC Seal Present/Intact: __NP ✓Y __N
COC Signed/Accurate: ✓Y __N
Bottles arrive intact: ✓Y __N
Correct bottles used: ✓Y __N
Sufficient volume sent: ✓Y __N
If Applicable
VOA Zero Headspace: ✓Y __N
Preservation Correct/Checked: ✓Y __N
RAD Screen <0.5 mR/hr: ✓Y __N

Relinquished by : (Signature)	Date:	Time:	Received by: (Signature)	Trip Blank Received: Yes / No HCL / MeoH TBR	
Tyler Davis	10-6-23	1643			
Relinquished by : (Signature)	Date:	Time:	Received by: (Signature)	Temp: CLAC °C 5.2+0=5.2 Bottles Received: 63	If preservation required by Login: Date/Time
Relinquished by : (Signature)	Date:	Time:	Received for lab by: (Signature) Alexa Mitchell @	Date: 10/7/23 Time: 0900	Hold: Condition: NCF / OK

ANALYTICAL REPORT

October 23, 2023

1 Cp
2 Tc
3 Ss
4 Cn
5 Sr
6 Qc
7 Gl
8 Al
9 Sc

Rio Grande Resources Corp

Sample Delivery Group:	L1664199
Samples Received:	10/07/2023
Project Number:	111360
Description:	Mt Taylor
Report To:	Eric Roads 219 S 2nd St Raton, NM 87740

Entire Report Reviewed By:

John Hawkins
Project Manager

Results relate only to the items tested or calibrated and are reported as rounded values. This test report shall not be reproduced, except in full, without written approval of the laboratory. Where applicable, sampling conducted by Pace Analytical National is performed per guidance provided in laboratory standard operating procedures ENV-SOP-MTJL-0067 and ENV-SOP-MTJL-0068. Where sampling conducted by the customer, results relate to the accuracy of the information provided, and as the samples are received.

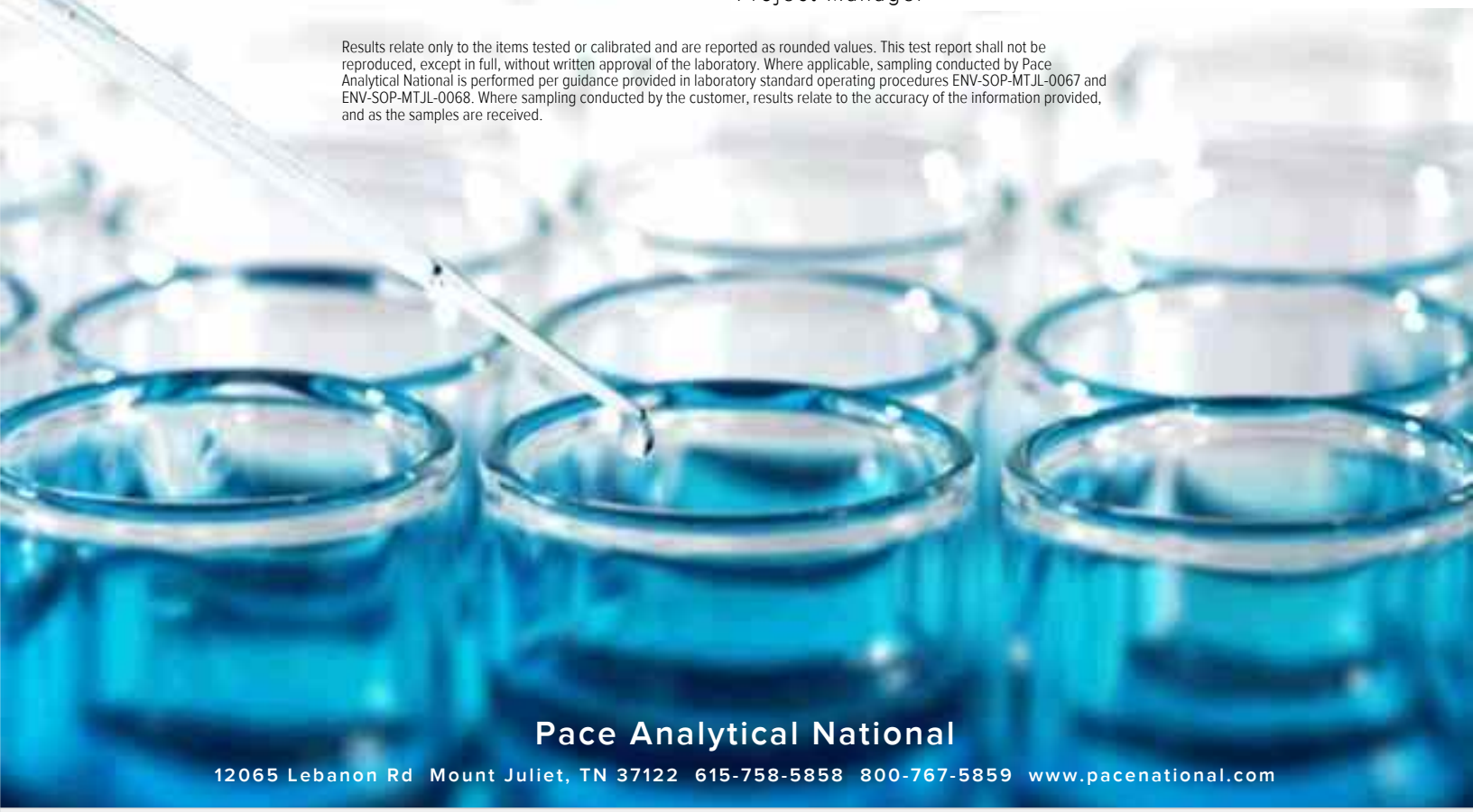

Pace Analytical National
12065 Lebanon Rd Mount Juliet, TN 37122 615-758-5858 800-767-5859 www.pacenational.com

TABLE OF CONTENTS

Cp: Cover Page 1

Tc: Table of Contents 2

Ss: Sample Summary 3

Cn: Case Narrative 5

Sr: Sample Results 6

MT-GW-TS-2760-DW9-100423-K3 L1664199-01 6

MT-GW-TS-2760-DW9-100423-K2 L1664199-02 7

MT-GW-TS-2760-DW9-100423 L1664199-03 8

MT-GW-TS-1655-DW9-100423-K3 L1664199-04 9

MT-GW-TS-1655-DW9-100423 L1664199-05 10

MT-GW-TS-1144-DW9-100423-K3 L1664199-06 11

MT-GW-TS-1144-DW9-100423 L1664199-07 12

MT-GW-TS-2770-DW2-100423-K3 L1664199-08 13

MT-GW-TS-2770-DW2-100423-K2 L1664199-09 14

MT-GW-TS-2480-DW2-100423 L1664199-10 15

Qc: Quality Control Summary 16

Volatile Organic Compounds (GC) by Method 8015D/GRO 16

Volatile Organic Compounds (GC/MS) by Method 8260B 21

Semi-Volatile Organic Compounds (GC) by Method 8015 22

Semi Volatile Organic Compounds (GC/MS) by Method 8270C-SIM 24

Gl: Glossary of Terms 28

Al: Accreditations & Locations 29

Sc: Sample Chain of Custody 30

MT-GW-TS-2760-DW9-100423-K3 L1664199-01 GW

Collected by: Tyler Davis | Collected date/time: 10/04/23 10:04 | Received date/time: 10/07/23 09:00

Method	Batch	Dilution	Preparation date/time	Analysis date/time	Analyst	Location
Volatile Organic Compounds (GC) by Method 8015D/GRO	WG2151135	1	10/14/23 07:47	10/14/23 07:47	NCD	Mt. Juliet, TN
Volatile Organic Compounds (GC/MS) by Method 8260B	WG2148803	1	10/11/23 02:30	10/11/23 02:30	JAH	Mt. Juliet, TN
Semi-Volatile Organic Compounds (GC) by Method 8015	WG2152443	1	10/18/23 05:23	10/19/23 21:58	MAA	Mt. Juliet, TN
Semi Volatile Organic Compounds (GC/MS) by Method 8270C-SIM	WG2147644	1	10/11/23 08:11	10/11/23 18:03	JCH	Mt. Juliet, TN

MT-GW-TS-2760-DW9-100423-K2 L1664199-02 GW

Collected by: Tyler Davis | Collected date/time: 10/04/23 10:38 | Received date/time: 10/07/23 09:00

Method	Batch	Dilution	Preparation date/time	Analysis date/time	Analyst	Location
Volatile Organic Compounds (GC) by Method 8015D/GRO	WG2152377	1	10/17/23 13:07	10/17/23 13:07	DWR	Mt. Juliet, TN
Volatile Organic Compounds (GC/MS) by Method 8260B	WG2148803	1	10/11/23 02:49	10/11/23 02:49	JAH	Mt. Juliet, TN
Semi-Volatile Organic Compounds (GC) by Method 8015	WG2151593	3	10/17/23 07:38	10/17/23 22:52	MAA	Mt. Juliet, TN
Semi Volatile Organic Compounds (GC/MS) by Method 8270C-SIM	WG2147644	1	10/11/23 08:11	10/11/23 18:23	JCH	Mt. Juliet, TN

MT-GW-TS-2760-DW9-100423 L1664199-03 GW

Collected by: Tyler Davis | Collected date/time: 10/04/23 12:00 | Received date/time: 10/07/23 09:00

Method	Batch	Dilution	Preparation date/time	Analysis date/time	Analyst	Location
Volatile Organic Compounds (GC) by Method 8015D/GRO	WG2151291	1	10/16/23 10:49	10/16/23 10:49	KSD	Mt. Juliet, TN
Volatile Organic Compounds (GC/MS) by Method 8260B	WG2148803	1	10/11/23 03:09	10/11/23 03:09	JAH	Mt. Juliet, TN
Semi-Volatile Organic Compounds (GC) by Method 8015	WG2152443	1	10/18/23 05:23	10/19/23 22:18	MAA	Mt. Juliet, TN
Semi Volatile Organic Compounds (GC/MS) by Method 8270C-SIM	WG2147644	1	10/11/23 08:11	10/11/23 21:38	DSH	Mt. Juliet, TN

MT-GW-TS-1655-DW9-100423-K3 L1664199-04 GW

Collected by: Tyler Davis | Collected date/time: 10/04/23 12:30 | Received date/time: 10/07/23 09:00

Method	Batch	Dilution	Preparation date/time	Analysis date/time	Analyst	Location
Volatile Organic Compounds (GC) by Method 8015D/GRO	WG2151291	1	10/16/23 11:11	10/16/23 11:11	KSD	Mt. Juliet, TN
Volatile Organic Compounds (GC/MS) by Method 8260B	WG2148803	1	10/11/23 03:28	10/11/23 03:28	JAH	Mt. Juliet, TN
Semi-Volatile Organic Compounds (GC) by Method 8015	WG2152443	1	10/18/23 05:23	10/19/23 22:38	MAA	Mt. Juliet, TN
Semi Volatile Organic Compounds (GC/MS) by Method 8270C-SIM	WG2147644	1	10/11/23 08:11	10/11/23 18:42	DSH	Mt. Juliet, TN

MT-GW-TS-1655-DW9-100423 L1664199-05 GW

Collected by: Tyler Davis | Collected date/time: 10/04/23 13:34 | Received date/time: 10/07/23 09:00

Method	Batch	Dilution	Preparation date/time	Analysis date/time	Analyst	Location
Volatile Organic Compounds (GC) by Method 8015D/GRO	WG2151291	1	10/16/23 11:34	10/16/23 11:34	KSD	Mt. Juliet, TN
Volatile Organic Compounds (GC/MS) by Method 8260B	WG2148803	1	10/11/23 03:47	10/11/23 03:47	JAH	Mt. Juliet, TN
Semi-Volatile Organic Compounds (GC) by Method 8015	WG2152443	1	10/18/23 05:23	10/19/23 22:59	MAA	Mt. Juliet, TN
Semi Volatile Organic Compounds (GC/MS) by Method 8270C-SIM	WG2147644	1	10/11/23 08:11	10/11/23 21:57	DSH	Mt. Juliet, TN

MT-GW-TS-1144-DW9-100423-K3 L1664199-06 GW

Collected by: Tyler Davis | Collected date/time: 10/04/23 14:00 | Received date/time: 10/07/23 09:00

Method	Batch	Dilution	Preparation date/time	Analysis date/time	Analyst	Location
Volatile Organic Compounds (GC) by Method 8015D/GRO	WG2151291	1	10/16/23 11:57	10/16/23 11:57	KSD	Mt. Juliet, TN
Volatile Organic Compounds (GC/MS) by Method 8260B	WG2148803	1	10/11/23 04:07	10/11/23 04:07	JAH	Mt. Juliet, TN
Semi-Volatile Organic Compounds (GC) by Method 8015	WG2152443	1	10/18/23 05:23	10/19/23 23:19	MAA	Mt. Juliet, TN
Semi Volatile Organic Compounds (GC/MS) by Method 8270C-SIM	WG2147644	1	10/11/23 08:11	10/11/23 19:02	DSH	Mt. Juliet, TN

MT-GW-TS-1144-DW9-100423 L1664199-07 GW

Collected by	Collected date/time	Received date/time
Tyler Davis	10/04/23 14:54	10/07/23 09:00

Method	Batch	Dilution	Preparation date/time	Analysis date/time	Analyst	Location
Volatile Organic Compounds (GC) by Method 8015D/GRO	WG2151291	1	10/16/23 12:19	10/16/23 12:19	KSD	Mt. Juliet, TN
Volatile Organic Compounds (GC/MS) by Method 8260B	WG2148803	1	10/11/23 04:26	10/11/23 04:26	JAH	Mt. Juliet, TN
Semi-Volatile Organic Compounds (GC) by Method 8015	WG2152443	1	10/18/23 05:23	10/19/23 23:39	MAA	Mt. Juliet, TN
Semi Volatile Organic Compounds (GC/MS) by Method 8270C-SIM	WG2147644	1	10/11/23 08:11	10/11/23 22:17	DSH	Mt. Juliet, TN

MT-GW-TS-2770-DW2-100423-K3 L1664199-08 GW

Collected by	Collected date/time	Received date/time
Tyler Davis	10/05/23 08:43	10/07/23 09:00

Method	Batch	Dilution	Preparation date/time	Analysis date/time	Analyst	Location
Volatile Organic Compounds (GC) by Method 8015D/GRO	WG2151294	1	10/14/23 22:51	10/14/23 22:51	NCD	Mt. Juliet, TN
Volatile Organic Compounds (GC/MS) by Method 8260B	WG2148803	1	10/11/23 04:46	10/11/23 04:46	JAH	Mt. Juliet, TN
Semi-Volatile Organic Compounds (GC) by Method 8015	WG2152443	1	10/18/23 05:23	10/19/23 23:59	MAA	Mt. Juliet, TN
Semi Volatile Organic Compounds (GC/MS) by Method 8270C-SIM	WG2147661	1	10/11/23 08:05	10/11/23 18:08	DSH	Mt. Juliet, TN

MT-GW-TS-2770-DW2-100423-K2 L1664199-09 GW

Collected by	Collected date/time	Received date/time
Tyler Davis	10/05/23 09:18	10/07/23 09:00

Method	Batch	Dilution	Preparation date/time	Analysis date/time	Analyst	Location
Volatile Organic Compounds (GC) by Method 8015D/GRO	WG2151295	1	10/14/23 16:02	10/14/23 16:02	AV	Mt. Juliet, TN
Volatile Organic Compounds (GC/MS) by Method 8260B	WG2148803	1	10/11/23 05:05	10/11/23 05:05	JAH	Mt. Juliet, TN
Semi-Volatile Organic Compounds (GC) by Method 8015	WG2152443	1	10/18/23 05:23	10/20/23 00:19	MAA	Mt. Juliet, TN
Semi Volatile Organic Compounds (GC/MS) by Method 8270C-SIM	WG2147661	1	10/11/23 08:05	10/11/23 16:05	DSH	Mt. Juliet, TN

MT-GW-TS-2480-DW2-100423 L1664199-10 GW

Collected by	Collected date/time	Received date/time
Tyler Davis	10/05/23 12:54	10/07/23 09:00

Method	Batch	Dilution	Preparation date/time	Analysis date/time	Analyst	Location
Volatile Organic Compounds (GC) by Method 8015D/GRO	WG2151295	1	10/14/23 16:25	10/14/23 16:25	AV	Mt. Juliet, TN
Volatile Organic Compounds (GC/MS) by Method 8260B	WG2148803	1	10/11/23 05:24	10/11/23 05:24	JAH	Mt. Juliet, TN
Semi-Volatile Organic Compounds (GC) by Method 8015	WG2152443	1	10/18/23 05:23	10/20/23 00:40	MAA	Mt. Juliet, TN
Semi Volatile Organic Compounds (GC/MS) by Method 8270C-SIM	WG2147661	1	10/11/23 08:05	10/11/23 18:25	DSH	Mt. Juliet, TN

All sample aliquots were received at the correct temperature, in the proper containers, with the appropriate preservatives, and within method specified holding times, unless qualified or notated within the report. Where applicable, all MDL (LOD) and RDL (LOQ) values reported for environmental samples have been corrected for the dilution factor used in the analysis. All Method and Batch Quality Control are within established criteria except where addressed in this case narrative, a non-conformance form or properly qualified within the sample results. By my digital signature below, I affirm to the best of my knowledge, all problems/anomalies observed by the laboratory as having the potential to affect the quality of the data have been identified by the laboratory, and no information or data have been knowingly withheld that would affect the quality of the data.

John V Hawkins

John Hawkins
Project Manager

Volatile Organic Compounds (GC) by Method 8015D/GRO

Analyte	Result mg/l	Qualifier	RDL mg/l	Dilution	Analysis date / time	Batch
TPH (GC/FID) Low Fraction	ND		0.100	1	10/14/2023 07:47	WG2151135
(S) a,a,a-Trifluorotoluene(FID)	*91.9*		*78.0-120*		*10/14/2023 07:47*	WG2151135

Volatile Organic Compounds (GC/MS) by Method 8260B

Analyte	Result mg/l	Qualifier	RDL mg/l	Dilution	Analysis date / time	Batch
Benzene	ND		0.00100	1	10/11/2023 02:30	WG2148803
Toluene	ND		0.00100	1	10/11/2023 02:30	WG2148803
Ethylbenzene	ND		0.00100	1	10/11/2023 02:30	WG2148803
Total Xylenes	ND		0.00300	1	10/11/2023 02:30	WG2148803
(S) Toluene-d8	*112*		*80.0-120*		*10/11/2023 02:30*	WG2148803
(S) 4-Bromofluorobenzene	*107*		*77.0-126*		*10/11/2023 02:30*	WG2148803
(S) 1,2-Dichloroethane-d4	*93.8*		*70.0-130*		*10/11/2023 02:30*	WG2148803

Semi-Volatile Organic Compounds (GC) by Method 8015

Analyte	Result mg/l	Qualifier	RDL mg/l	Dilution	Analysis date / time	Batch
C10-C28 Diesel Range	ND		0.100	1	10/19/2023 21:58	WG2152443
C28-C40 Oil Range	ND		0.100	1	10/19/2023 21:58	WG2152443
(S) o-Terphenyl	*116*		*52.0-156*		*10/19/2023 21:58*	WG2152443

Semi Volatile Organic Compounds (GC/MS) by Method 8270C-SIM

Analyte	Result mg/l	Qualifier	RDL mg/l	Dilution	Analysis date / time	Batch
Anthracene	ND		0.0000500	1	10/11/2023 18:03	WG2147644
Acenaphthene	ND		0.0000500	1	10/11/2023 18:03	WG2147644
Acenaphthylene	ND		0.0000500	1	10/11/2023 18:03	WG2147644
Benzo(a)anthracene	ND		0.0000500	1	10/11/2023 18:03	WG2147644
Benzo(a)pyrene	ND		0.0000500	1	10/11/2023 18:03	WG2147644
Benzo(b)fluoranthene	ND		0.0000500	1	10/11/2023 18:03	WG2147644
Benzo(g,h,i)perylene	ND		0.0000500	1	10/11/2023 18:03	WG2147644
Benzo(k)fluoranthene	ND		0.0000500	1	10/11/2023 18:03	WG2147644
Chrysene	ND		0.0000500	1	10/11/2023 18:03	WG2147644
Dibenz(a,h)anthracene	ND		0.0000500	1	10/11/2023 18:03	WG2147644
Fluoranthene	ND		0.000100	1	10/11/2023 18:03	WG2147644
Fluorene	ND		0.0000500	1	10/11/2023 18:03	WG2147644
Indeno(1,2,3-cd)pyrene	ND		0.0000500	1	10/11/2023 18:03	WG2147644
Naphthalene	ND		0.000250	1	10/11/2023 18:03	WG2147644
Phenanthrene	ND		0.0000500	1	10/11/2023 18:03	WG2147644
Pyrene	ND		0.0000500	1	10/11/2023 18:03	WG2147644
1-Methylnaphthalene	ND		0.000250	1	10/11/2023 18:03	WG2147644
2-Methylnaphthalene	ND		0.000250	1	10/11/2023 18:03	WG2147644
2-Chloronaphthalene	ND		0.000250	1	10/11/2023 18:03	WG2147644
(S) Nitrobenzene-d5	*178*	J1	*31.0-160*		*10/11/2023 18:03*	WG2147644
(S) 2-Fluorobiphenyl	*151*	J1	*48.0-148*		*10/11/2023 18:03*	WG2147644
(S) p-Terphenyl-d14	*175*	J1	*37.0-146*		*10/11/2023 18:03*	WG2147644

Sample Narrative:

L1664199-01 WG2147644: Duplicate analysis was performed.

Volatile Organic Compounds (GC) by Method 8015D/GRO

Analyte	Result mg/l	Qualifier	RDL mg/l	Dilution	Analysis date / time	Batch
TPH (GC/FID) Low Fraction	ND		0.100	1	10/17/2023 13:07	WG2152377
(S) a,a,a-Trifluorotoluene(FID)	*92.1*		*78.0-120*		*10/17/2023 13:07*	WG2152377

Volatile Organic Compounds (GC/MS) by Method 8260B

Analyte	Result mg/l	Qualifier	RDL mg/l	Dilution	Analysis date / time	Batch
Benzene	ND		0.00100	1	10/11/2023 02:49	WG2148803
Toluene	ND		0.00100	1	10/11/2023 02:49	WG2148803
Ethylbenzene	ND		0.00100	1	10/11/2023 02:49	WG2148803
Total Xylenes	ND		0.00300	1	10/11/2023 02:49	WG2148803
(S) Toluene-d8	*113*		*80.0-120*		*10/11/2023 02:49*	WG2148803
(S) 4-Bromofluorobenzene	*109*		*77.0-126*		*10/11/2023 02:49*	WG2148803
(S) 1,2-Dichloroethane-d4	*94.1*		*70.0-130*		*10/11/2023 02:49*	WG2148803

Semi-Volatile Organic Compounds (GC) by Method 8015

Analyte	Result mg/l	Qualifier	RDL mg/l	Dilution	Analysis date / time	Batch
C10-C28 Diesel Range	ND		0.300	3	10/17/2023 22:52	WG2151593
C28-C40 Oil Range	ND		0.300	3	10/17/2023 22:52	WG2151593
(S) o-Terphenyl	*164*	J1	*52.0-156*		*10/17/2023 22:52*	WG2151593

Semi Volatile Organic Compounds (GC/MS) by Method 8270C-SIM

Analyte	Result mg/l	Qualifier	RDL mg/l	Dilution	Analysis date / time	Batch
Anthracene	ND		0.0000500	1	10/11/2023 18:23	WG2147644
Acenaphthene	ND		0.0000500	1	10/11/2023 18:23	WG2147644
Acenaphthylene	ND		0.0000500	1	10/11/2023 18:23	WG2147644
Benzo(a)anthracene	ND		0.0000500	1	10/11/2023 18:23	WG2147644
Benzo(a)pyrene	ND		0.0000500	1	10/11/2023 18:23	WG2147644
Benzo(b)fluoranthene	ND		0.0000500	1	10/11/2023 18:23	WG2147644
Benzo(g,h,i)perylene	ND		0.0000500	1	10/11/2023 18:23	WG2147644
Benzo(k)fluoranthene	ND		0.0000500	1	10/11/2023 18:23	WG2147644
Chrysene	ND		0.0000500	1	10/11/2023 18:23	WG2147644
Dibenz(a,h)anthracene	ND		0.0000500	1	10/11/2023 18:23	WG2147644
Fluoranthene	ND		0.000100	1	10/11/2023 18:23	WG2147644
Fluorene	ND		0.0000500	1	10/11/2023 18:23	WG2147644
Indeno(1,2,3-cd)pyrene	ND		0.0000500	1	10/11/2023 18:23	WG2147644
Naphthalene	ND		0.000250	1	10/11/2023 18:23	WG2147644
Phenanthrene	ND		0.0000500	1	10/11/2023 18:23	WG2147644
Pyrene	ND		0.0000500	1	10/11/2023 18:23	WG2147644
1-Methylnaphthalene	ND		0.000250	1	10/11/2023 18:23	WG2147644
2-Methylnaphthalene	ND		0.000250	1	10/11/2023 18:23	WG2147644
2-Chloronaphthalene	ND		0.000250	1	10/11/2023 18:23	WG2147644
(S) Nitrobenzene-d5	*2220*	J1	*31.0-160*		*10/11/2023 18:23*	WG2147644
(S) 2-Fluorobiphenyl	*1880*	J1	*48.0-148*		*10/11/2023 18:23*	WG2147644
(S) p-Terphenyl-d14	*1550*	J1	*37.0-146*		*10/11/2023 18:23*	WG2147644

Sample Narrative:

L1664199-02 WG2147644: Duplicate analysis was performed.

Volatile Organic Compounds (GC) by Method 8015D/GRO

Analyte	Result mg/l	Qualifier	RDL mg/l	Dilution	Analysis date / time	Batch
TPH (GC/FID) Low Fraction	ND		0.100	1	10/16/2023 10:49	WG2151291
(S) a,a,a-Trifluorotoluene(FID)	*109*		*78.0-120*		*10/16/2023 10:49*	WG2151291

Volatile Organic Compounds (GC/MS) by Method 8260B

Analyte	Result mg/l	Qualifier	RDL mg/l	Dilution	Analysis date / time	Batch
Benzene	ND		0.00100	1	10/11/2023 03:09	WG2148803
Toluene	ND		0.00100	1	10/11/2023 03:09	WG2148803
Ethylbenzene	ND		0.00100	1	10/11/2023 03:09	WG2148803
Total Xylenes	ND		0.00300	1	10/11/2023 03:09	WG2148803
(S) Toluene-d8	*109*		*80.0-120*		*10/11/2023 03:09*	WG2148803
(S) 4-Bromofluorobenzene	*109*		*77.0-126*		*10/11/2023 03:09*	WG2148803
(S) 1,2-Dichloroethane-d4	*88.7*		*70.0-130*		*10/11/2023 03:09*	WG2148803

Semi-Volatile Organic Compounds (GC) by Method 8015

Analyte	Result mg/l	Qualifier	RDL mg/l	Dilution	Analysis date / time	Batch
C10-C28 Diesel Range	0.422		0.100	1	10/19/2023 22:18	WG2152443
C28-C40 Oil Range	1.68		0.100	1	10/19/2023 22:18	WG2152443
(S) o-Terphenyl	*125*		*52.0-156*		*10/19/2023 22:18*	WG2152443

Semi Volatile Organic Compounds (GC/MS) by Method 8270C-SIM

Analyte	Result mg/l	Qualifier	RDL mg/l	Dilution	Analysis date / time	Batch
Anthracene	ND		0.0000500	1	10/11/2023 21:38	WG2147644
Acenaphthene	ND		0.0000500	1	10/11/2023 21:38	WG2147644
Acenaphthylene	ND		0.0000500	1	10/11/2023 21:38	WG2147644
Benzo(a)anthracene	ND		0.0000500	1	10/11/2023 21:38	WG2147644
Benzo(a)pyrene	ND		0.0000500	1	10/11/2023 21:38	WG2147644
Benzo(b)fluoranthene	ND		0.0000500	1	10/11/2023 21:38	WG2147644
Benzo(g,h,i)perylene	ND		0.0000500	1	10/11/2023 21:38	WG2147644
Benzo(k)fluoranthene	ND		0.0000500	1	10/11/2023 21:38	WG2147644
Chrysene	ND		0.0000500	1	10/11/2023 21:38	WG2147644
Dibenz(a,h)anthracene	ND		0.0000500	1	10/11/2023 21:38	WG2147644
Fluoranthene	ND		0.000100	1	10/11/2023 21:38	WG2147644
Fluorene	ND		0.0000500	1	10/11/2023 21:38	WG2147644
Indeno(1,2,3-cd)pyrene	ND		0.0000500	1	10/11/2023 21:38	WG2147644
Naphthalene	ND		0.000250	1	10/11/2023 21:38	WG2147644
Phenanthrene	ND		0.0000500	1	10/11/2023 21:38	WG2147644
Pyrene	ND		0.0000500	1	10/11/2023 21:38	WG2147644
1-Methylnaphthalene	ND		0.000250	1	10/11/2023 21:38	WG2147644
2-Methylnaphthalene	ND		0.000250	1	10/11/2023 21:38	WG2147644
2-Chloronaphthalene	ND		0.000250	1	10/11/2023 21:38	WG2147644
(S) Nitrobenzene-d5	*126*		*31.0-160*		*10/11/2023 21:38*	WG2147644
(S) 2-Fluorobiphenyl	*93.2*		*48.0-148*		*10/11/2023 21:38*	WG2147644
(S) p-Terphenyl-d14	*84.7*		*37.0-146*		*10/11/2023 21:38*	WG2147644

Volatile Organic Compounds (GC) by Method 8015D/GRO

Analyte	Result mg/l	Qualifier	RDL mg/l	Dilution	Analysis date / time	Batch
TPH (GC/FID) Low Fraction	ND		0.100	1	10/16/2023 11:11	WG2151291
(S) a,a,a-Trifluorotoluene(FID)	*108*		*78.0-120*		*10/16/2023 11:11*	WG2151291

Volatile Organic Compounds (GC/MS) by Method 8260B

Analyte	Result mg/l	Qualifier	RDL mg/l	Dilution	Analysis date / time	Batch
Benzene	ND		0.00100	1	10/11/2023 03:28	WG2148803
Toluene	ND		0.00100	1	10/11/2023 03:28	WG2148803
Ethylbenzene	ND		0.00100	1	10/11/2023 03:28	WG2148803
Total Xylenes	ND		0.00300	1	10/11/2023 03:28	WG2148803
(S) Toluene-d8	*114*		*80.0-120*		*10/11/2023 03:28*	WG2148803
(S) 4-Bromofluorobenzene	*109*		*77.0-126*		*10/11/2023 03:28*	WG2148803
(S) 1,2-Dichloroethane-d4	*93.8*		*70.0-130*		*10/11/2023 03:28*	WG2148803

Semi-Volatile Organic Compounds (GC) by Method 8015

Analyte	Result mg/l	Qualifier	RDL mg/l	Dilution	Analysis date / time	Batch
C10-C28 Diesel Range	ND		0.100	1	10/19/2023 22:38	WG2152443
C28-C40 Oil Range	ND		0.100	1	10/19/2023 22:38	WG2152443
(S) o-Terphenyl	*121*		*52.0-156*		*10/19/2023 22:38*	WG2152443

Semi Volatile Organic Compounds (GC/MS) by Method 8270C-SIM

Analyte	Result mg/l	Qualifier	RDL mg/l	Dilution	Analysis date / time	Batch
Anthracene	ND		0.0000500	1	10/11/2023 18:42	WG2147644
Acenaphthene	ND		0.0000500	1	10/11/2023 18:42	WG2147644
Acenaphthylene	ND		0.0000500	1	10/11/2023 18:42	WG2147644
Benzo(a)anthracene	ND		0.0000500	1	10/11/2023 18:42	WG2147644
Benzo(a)pyrene	ND		0.0000500	1	10/11/2023 18:42	WG2147644
Benzo(b)fluoranthene	ND		0.0000500	1	10/11/2023 18:42	WG2147644
Benzo(g,h,i)perylene	ND		0.0000500	1	10/11/2023 18:42	WG2147644
Benzo(k)fluoranthene	ND		0.0000500	1	10/11/2023 18:42	WG2147644
Chrysene	ND		0.0000500	1	10/11/2023 18:42	WG2147644
Dibenz(a,h)anthracene	ND		0.0000500	1	10/11/2023 18:42	WG2147644
Fluoranthene	ND		0.000100	1	10/11/2023 18:42	WG2147644
Fluorene	ND		0.0000500	1	10/11/2023 18:42	WG2147644
Indeno(1,2,3-cd)pyrene	ND		0.0000500	1	10/11/2023 18:42	WG2147644
Naphthalene	ND		0.000250	1	10/11/2023 18:42	WG2147644
Phenanthrene	ND		0.0000500	1	10/11/2023 18:42	WG2147644
Pyrene	ND		0.0000500	1	10/11/2023 18:42	WG2147644
1-Methylnaphthalene	ND		0.000250	1	10/11/2023 18:42	WG2147644
2-Methylnaphthalene	ND		0.000250	1	10/11/2023 18:42	WG2147644
2-Chloronaphthalene	ND		0.000250	1	10/11/2023 18:42	WG2147644
(S) Nitrobenzene-d5	*102*		*31.0-160*		*10/11/2023 18:42*	WG2147644
(S) 2-Fluorobiphenyl	*93.2*		*48.0-148*		*10/11/2023 18:42*	WG2147644
(S) p-Terphenyl-d14	*92.6*		*37.0-146*		*10/11/2023 18:42*	WG2147644

Volatile Organic Compounds (GC) by Method 8015D/GRO

Analyte	Result mg/l	Qualifier	RDL mg/l	Dilution	Analysis date / time	Batch
TPH (GC/FID) Low Fraction	ND		0.100	1	10/16/2023 11:34	WG2151291
(S) a,a,a-Trifluorotoluene(FID)	*108*		*78.0-120*		*10/16/2023 11:34*	WG2151291

Volatile Organic Compounds (GC/MS) by Method 8260B

Analyte	Result mg/l	Qualifier	RDL mg/l	Dilution	Analysis date / time	Batch
Benzene	ND		0.00100	1	10/11/2023 03:47	WG2148803
Toluene	ND		0.00100	1	10/11/2023 03:47	WG2148803
Ethylbenzene	ND		0.00100	1	10/11/2023 03:47	WG2148803
Total Xylenes	ND		0.00300	1	10/11/2023 03:47	WG2148803
(S) Toluene-d8	*111*		*80.0-120*		*10/11/2023 03:47*	WG2148803
(S) 4-Bromofluorobenzene	*109*		*77.0-126*		*10/11/2023 03:47*	WG2148803
(S) 1,2-Dichloroethane-d4	*91.8*		*70.0-130*		*10/11/2023 03:47*	WG2148803

Semi-Volatile Organic Compounds (GC) by Method 8015

Analyte	Result mg/l	Qualifier	RDL mg/l	Dilution	Analysis date / time	Batch
C10-C28 Diesel Range	ND		0.100	1	10/19/2023 22:59	WG2152443
C28-C40 Oil Range	ND		0.100	1	10/19/2023 22:59	WG2152443
(S) o-Terphenyl	*121*		*52.0-156*		*10/19/2023 22:59*	WG2152443

Semi Volatile Organic Compounds (GC/MS) by Method 8270C-SIM

Analyte	Result mg/l	Qualifier	RDL mg/l	Dilution	Analysis date / time	Batch
Anthracene	ND		0.0000500	1	10/11/2023 21:57	WG2147644
Acenaphthene	ND		0.0000500	1	10/11/2023 21:57	WG2147644
Acenaphthylene	ND		0.0000500	1	10/11/2023 21:57	WG2147644
Benzo(a)anthracene	ND		0.0000500	1	10/11/2023 21:57	WG2147644
Benzo(a)pyrene	ND		0.0000500	1	10/11/2023 21:57	WG2147644
Benzo(b)fluoranthene	ND		0.0000500	1	10/11/2023 21:57	WG2147644
Benzo(g,h,i)perylene	ND		0.0000500	1	10/11/2023 21:57	WG2147644
Benzo(k)fluoranthene	ND		0.0000500	1	10/11/2023 21:57	WG2147644
Chrysene	ND		0.0000500	1	10/11/2023 21:57	WG2147644
Dibenz(a,h)anthracene	ND		0.0000500	1	10/11/2023 21:57	WG2147644
Fluoranthene	ND		0.000100	1	10/11/2023 21:57	WG2147644
Fluorene	ND		0.0000500	1	10/11/2023 21:57	WG2147644
Indeno(1,2,3-cd)pyrene	ND		0.0000500	1	10/11/2023 21:57	WG2147644
Naphthalene	ND		0.000250	1	10/11/2023 21:57	WG2147644
Phenanthrene	ND		0.0000500	1	10/11/2023 21:57	WG2147644
Pyrene	ND		0.0000500	1	10/11/2023 21:57	WG2147644
1-Methylnaphthalene	ND		0.000250	1	10/11/2023 21:57	WG2147644
2-Methylnaphthalene	ND		0.000250	1	10/11/2023 21:57	WG2147644
2-Chloronaphthalene	ND		0.000250	1	10/11/2023 21:57	WG2147644
(S) Nitrobenzene-d5	*103*		*31.0-160*		*10/11/2023 21:57*	WG2147644
(S) 2-Fluorobiphenyl	*88.9*		*48.0-148*		*10/11/2023 21:57*	WG2147644
(S) p-Terphenyl-d14	*81.1*		*37.0-146*		*10/11/2023 21:57*	WG2147644

Volatile Organic Compounds (GC) by Method 8015D/GRO

Analyte	Result mg/l	Qualifier	RDL mg/l	Dilution	Analysis date / time	Batch
TPH (GC/FID) Low Fraction	ND		0.100	1	10/16/2023 11:57	WG2151291
(S) a,a,a-Trifluorotoluene(FID)	*109*		*78.0-120*		*10/16/2023 11:57*	WG2151291

Volatile Organic Compounds (GC/MS) by Method 8260B

Analyte	Result mg/l	Qualifier	RDL mg/l	Dilution	Analysis date / time	Batch
Benzene	ND		0.00100	1	10/11/2023 04:07	WG2148803
Toluene	ND		0.00100	1	10/11/2023 04:07	WG2148803
Ethylbenzene	ND		0.00100	1	10/11/2023 04:07	WG2148803
Total Xylenes	ND		0.00300	1	10/11/2023 04:07	WG2148803
(S) Toluene-d8	*108*		*80.0-120*		*10/11/2023 04:07*	WG2148803
(S) 4-Bromofluorobenzene	*110*		*77.0-126*		*10/11/2023 04:07*	WG2148803
(S) 1,2-Dichloroethane-d4	*96.4*		*70.0-130*		*10/11/2023 04:07*	WG2148803

Semi-Volatile Organic Compounds (GC) by Method 8015

Analyte	Result mg/l	Qualifier	RDL mg/l	Dilution	Analysis date / time	Batch
C10-C28 Diesel Range	ND		0.100	1	10/19/2023 23:19	WG2152443
C28-C40 Oil Range	ND		0.100	1	10/19/2023 23:19	WG2152443
(S) o-Terphenyl	*123*		*52.0-156*		*10/19/2023 23:19*	WG2152443

Semi Volatile Organic Compounds (GC/MS) by Method 8270C-SIM

Analyte	Result mg/l	Qualifier	RDL mg/l	Dilution	Analysis date / time	Batch
Anthracene	ND		0.0000500	1	10/11/2023 19:02	WG2147644
Acenaphthene	ND		0.0000500	1	10/11/2023 19:02	WG2147644
Acenaphthylene	ND		0.0000500	1	10/11/2023 19:02	WG2147644
Benzo(a)anthracene	ND		0.0000500	1	10/11/2023 19:02	WG2147644
Benzo(a)pyrene	ND		0.0000500	1	10/11/2023 19:02	WG2147644
Benzo(b)fluoranthene	ND		0.0000500	1	10/11/2023 19:02	WG2147644
Benzo(g,h,i)perylene	ND		0.0000500	1	10/11/2023 19:02	WG2147644
Benzo(k)fluoranthene	ND		0.0000500	1	10/11/2023 19:02	WG2147644
Chrysene	ND		0.0000500	1	10/11/2023 19:02	WG2147644
Dibenz(a,h)anthracene	ND		0.0000500	1	10/11/2023 19:02	WG2147644
Fluoranthene	ND		0.000100	1	10/11/2023 19:02	WG2147644
Fluorene	ND		0.0000500	1	10/11/2023 19:02	WG2147644
Indeno(1,2,3-cd)pyrene	ND		0.0000500	1	10/11/2023 19:02	WG2147644
Naphthalene	ND		0.000250	1	10/11/2023 19:02	WG2147644
Phenanthrene	ND		0.0000500	1	10/11/2023 19:02	WG2147644
Pyrene	ND		0.0000500	1	10/11/2023 19:02	WG2147644
1-Methylnaphthalene	ND		0.000250	1	10/11/2023 19:02	WG2147644
2-Methylnaphthalene	ND		0.000250	1	10/11/2023 19:02	WG2147644
2-Chloronaphthalene	ND		0.000250	1	10/11/2023 19:02	WG2147644
(S) Nitrobenzene-d5	*98.9*		*31.0-160*		*10/11/2023 19:02*	WG2147644
(S) 2-Fluorobiphenyl	*93.2*		*48.0-148*		*10/11/2023 19:02*	WG2147644
(S) p-Terphenyl-d14	*91.1*		*37.0-146*		*10/11/2023 19:02*	WG2147644

Volatile Organic Compounds (GC) by Method 8015D/GRO

Analyte	Result mg/l	Qualifier	RDL mg/l	Dilution	Analysis date / time	Batch
TPH (GC/FID) Low Fraction	ND		0.100	1	10/16/2023 12:19	WG2151291
(S) a,a,a-Trifluorotoluene(FID)	*108*		*78.0-120*		*10/16/2023 12:19*	WG2151291

Volatile Organic Compounds (GC/MS) by Method 8260B

Analyte	Result mg/l	Qualifier	RDL mg/l	Dilution	Analysis date / time	Batch
Benzene	ND		0.00100	1	10/11/2023 04:26	WG2148803
Toluene	ND		0.00100	1	10/11/2023 04:26	WG2148803
Ethylbenzene	ND		0.00100	1	10/11/2023 04:26	WG2148803
Total Xylenes	ND		0.00300	1	10/11/2023 04:26	WG2148803
(S) Toluene-d8	*110*		*80.0-120*		*10/11/2023 04:26*	WG2148803
(S) 4-Bromofluorobenzene	*108*		*77.0-126*		*10/11/2023 04:26*	WG2148803
(S) 1,2-Dichloroethane-d4	*92.9*		*70.0-130*		*10/11/2023 04:26*	WG2148803

Semi-Volatile Organic Compounds (GC) by Method 8015

Analyte	Result mg/l	Qualifier	RDL mg/l	Dilution	Analysis date / time	Batch
C10-C28 Diesel Range	0.193		0.100	1	10/19/2023 23:39	WG2152443
C28-C40 Oil Range	0.126		0.100	1	10/19/2023 23:39	WG2152443
(S) o-Terphenyl	*124*		*52.0-156*		*10/19/2023 23:39*	WG2152443

Semi Volatile Organic Compounds (GC/MS) by Method 8270C-SIM

Analyte	Result mg/l	Qualifier	RDL mg/l	Dilution	Analysis date / time	Batch
Anthracene	ND		0.0000500	1	10/11/2023 22:17	WG2147644
Acenaphthene	ND		0.0000500	1	10/11/2023 22:17	WG2147644
Acenaphthylene	ND		0.0000500	1	10/11/2023 22:17	WG2147644
Benzo(a)anthracene	ND		0.0000500	1	10/11/2023 22:17	WG2147644
Benzo(a)pyrene	ND		0.0000500	1	10/11/2023 22:17	WG2147644
Benzo(b)fluoranthene	ND		0.0000500	1	10/11/2023 22:17	WG2147644
Benzo(g,h,i)perylene	ND		0.0000500	1	10/11/2023 22:17	WG2147644
Benzo(k)fluoranthene	ND		0.0000500	1	10/11/2023 22:17	WG2147644
Chrysene	ND		0.0000500	1	10/11/2023 22:17	WG2147644
Dibenz(a,h)anthracene	ND		0.0000500	1	10/11/2023 22:17	WG2147644
Fluoranthene	ND		0.000100	1	10/11/2023 22:17	WG2147644
Fluorene	ND		0.0000500	1	10/11/2023 22:17	WG2147644
Indeno(1,2,3-cd)pyrene	ND		0.0000500	1	10/11/2023 22:17	WG2147644
Naphthalene	ND		0.000250	1	10/11/2023 22:17	WG2147644
Phenanthrene	ND		0.0000500	1	10/11/2023 22:17	WG2147644
Pyrene	ND		0.0000500	1	10/11/2023 22:17	WG2147644
1-Methylnaphthalene	ND		0.000250	1	10/11/2023 22:17	WG2147644
2-Methylnaphthalene	ND		0.000250	1	10/11/2023 22:17	WG2147644
2-Chloronaphthalene	ND		0.000250	1	10/11/2023 22:17	WG2147644
(S) Nitrobenzene-d5	*107*		*31.0-160*		*10/11/2023 22:17*	WG2147644
(S) 2-Fluorobiphenyl	*88.9*		*48.0-148*		*10/11/2023 22:17*	WG2147644
(S) p-Terphenyl-d14	*81.6*		*37.0-146*		*10/11/2023 22:17*	WG2147644

Volatile Organic Compounds (GC) by Method 8015D/GRO

Analyte	Result mg/l	Qualifier	RDL mg/l	Dilution	Analysis date / time	Batch
TPH (GC/FID) Low Fraction	ND		0.100	1	10/14/2023 22:51	WG2151294
(S) a,a,a-Trifluorotoluene(FID)	*91.8*		*78.0-120*		*10/14/2023 22:51*	WG2151294

Volatile Organic Compounds (GC/MS) by Method 8260B

Analyte	Result mg/l	Qualifier	RDL mg/l	Dilution	Analysis date / time	Batch
Benzene	ND		0.00100	1	10/11/2023 04:46	WG2148803
Toluene	ND		0.00100	1	10/11/2023 04:46	WG2148803
Ethylbenzene	ND		0.00100	1	10/11/2023 04:46	WG2148803
Total Xylenes	ND		0.00300	1	10/11/2023 04:46	WG2148803
(S) Toluene-d8	*112*		*80.0-120*		*10/11/2023 04:46*	WG2148803
(S) 4-Bromofluorobenzene	*108*		*77.0-126*		*10/11/2023 04:46*	WG2148803
(S) 1,2-Dichloroethane-d4	*98.1*		*70.0-130*		*10/11/2023 04:46*	WG2148803

Semi-Volatile Organic Compounds (GC) by Method 8015

Analyte	Result mg/l	Qualifier	RDL mg/l	Dilution	Analysis date / time	Batch
C10-C28 Diesel Range	ND		0.100	1	10/19/2023 23:59	WG2152443
C28-C40 Oil Range	ND		0.100	1	10/19/2023 23:59	WG2152443
(S) o-Terphenyl	*123*		*52.0-156*		*10/19/2023 23:59*	WG2152443

Semi Volatile Organic Compounds (GC/MS) by Method 8270C-SIM

Analyte	Result mg/l	Qualifier	RDL mg/l	Dilution	Analysis date / time	Batch
Anthracene	ND		0.0000500	1	10/11/2023 18:08	WG2147661
Acenaphthene	ND		0.0000500	1	10/11/2023 18:08	WG2147661
Acenaphthylene	ND		0.0000500	1	10/11/2023 18:08	WG2147661
Benzo(a)anthracene	ND		0.0000500	1	10/11/2023 18:08	WG2147661
Benzo(a)pyrene	ND		0.0000500	1	10/11/2023 18:08	WG2147661
Benzo(b)fluoranthene	ND		0.0000500	1	10/11/2023 18:08	WG2147661
Benzo(g,h,i)perylene	ND		0.0000500	1	10/11/2023 18:08	WG2147661
Benzo(k)fluoranthene	ND		0.0000500	1	10/11/2023 18:08	WG2147661
Chrysene	ND		0.0000500	1	10/11/2023 18:08	WG2147661
Dibenz(a,h)anthracene	ND		0.0000500	1	10/11/2023 18:08	WG2147661
Fluoranthene	ND		0.000100	1	10/11/2023 18:08	WG2147661
Fluorene	ND		0.0000500	1	10/11/2023 18:08	WG2147661
Indeno(1,2,3-cd)pyrene	ND		0.0000500	1	10/11/2023 18:08	WG2147661
Naphthalene	ND		0.000250	1	10/11/2023 18:08	WG2147661
Phenanthrene	ND		0.0000500	1	10/11/2023 18:08	WG2147661
Pyrene	ND		0.0000500	1	10/11/2023 18:08	WG2147661
1-Methylnaphthalene	ND		0.000250	1	10/11/2023 18:08	WG2147661
2-Methylnaphthalene	ND		0.000250	1	10/11/2023 18:08	WG2147661
2-Chloronaphthalene	ND		0.000250	1	10/11/2023 18:08	WG2147661
(S) Nitrobenzene-d5	*127*		*31.0-160*		*10/11/2023 18:08*	WG2147661
(S) 2-Fluorobiphenyl	*106*		*48.0-148*		*10/11/2023 18:08*	WG2147661
(S) p-Terphenyl-d14	*98.4*		*37.0-146*		*10/11/2023 18:08*	WG2147661

Volatile Organic Compounds (GC) by Method 8015D/GRO

Analyte	Result mg/l	Qualifier	RDL mg/l	Dilution	Analysis date / time	Batch
TPH (GC/FID) Low Fraction	ND		0.100	1	10/14/2023 16:02	WG2151295
(S) a,a,a-Trifluorotoluene(FID)	*90.2*		*78.0-120*		*10/14/2023 16:02*	WG2151295

Volatile Organic Compounds (GC/MS) by Method 8260B

Analyte	Result mg/l	Qualifier	RDL mg/l	Dilution	Analysis date / time	Batch
Benzene	ND		0.00100	1	10/11/2023 05:05	WG2148803
Toluene	ND		0.00100	1	10/11/2023 05:05	WG2148803
Ethylbenzene	ND		0.00100	1	10/11/2023 05:05	WG2148803
Total Xylenes	ND		0.00300	1	10/11/2023 05:05	WG2148803
(S) Toluene-d8	*110*		*80.0-120*		*10/11/2023 05:05*	WG2148803
(S) 4-Bromofluorobenzene	*110*		*77.0-126*		*10/11/2023 05:05*	WG2148803
(S) 1,2-Dichloroethane-d4	*95.6*		*70.0-130*		*10/11/2023 05:05*	WG2148803

Semi-Volatile Organic Compounds (GC) by Method 8015

Analyte	Result mg/l	Qualifier	RDL mg/l	Dilution	Analysis date / time	Batch
C10-C28 Diesel Range	ND		0.100	1	10/20/2023 00:19	WG2152443
C28-C40 Oil Range	ND		0.100	1	10/20/2023 00:19	WG2152443
(S) o-Terphenyl	*125*		*52.0-156*		*10/20/2023 00:19*	WG2152443

Semi Volatile Organic Compounds (GC/MS) by Method 8270C-SIM

Analyte	Result mg/l	Qualifier	RDL mg/l	Dilution	Analysis date / time	Batch
Anthracene	ND		0.0000500	1	10/11/2023 16:05	WG2147661
Acenaphthene	ND		0.0000500	1	10/11/2023 16:05	WG2147661
Acenaphthylene	ND		0.0000500	1	10/11/2023 16:05	WG2147661
Benzo(a)anthracene	ND		0.0000500	1	10/11/2023 16:05	WG2147661
Benzo(a)pyrene	ND		0.0000500	1	10/11/2023 16:05	WG2147661
Benzo(b)fluoranthene	ND		0.0000500	1	10/11/2023 16:05	WG2147661
Benzo(g,h,i)perylene	ND		0.0000500	1	10/11/2023 16:05	WG2147661
Benzo(k)fluoranthene	ND		0.0000500	1	10/11/2023 16:05	WG2147661
Chrysene	ND		0.0000500	1	10/11/2023 16:05	WG2147661
Dibenz(a,h)anthracene	ND		0.0000500	1	10/11/2023 16:05	WG2147661
Fluoranthene	ND		0.000100	1	10/11/2023 16:05	WG2147661
Fluorene	ND		0.0000500	1	10/11/2023 16:05	WG2147661
Indeno(1,2,3-cd)pyrene	ND		0.0000500	1	10/11/2023 16:05	WG2147661
Naphthalene	ND		0.000250	1	10/11/2023 16:05	WG2147661
Phenanthrene	ND		0.0000500	1	10/11/2023 16:05	WG2147661
Pyrene	ND		0.0000500	1	10/11/2023 16:05	WG2147661
1-Methylnaphthalene	ND		0.000250	1	10/11/2023 16:05	WG2147661
2-Methylnaphthalene	ND		0.000250	1	10/11/2023 16:05	WG2147661
2-Chloronaphthalene	ND		0.000250	1	10/11/2023 16:05	WG2147661
(S) Nitrobenzene-d5	*124*		*31.0-160*		*10/11/2023 16:05*	WG2147661
(S) 2-Fluorobiphenyl	*103*		*48.0-148*		*10/11/2023 16:05*	WG2147661
(S) p-Terphenyl-d14	*95.8*		*37.0-146*		*10/11/2023 16:05*	WG2147661

Volatile Organic Compounds (GC) by Method 8015D/GRO

Analyte	Result mg/l	Qualifier	RDL mg/l	Dilution	Analysis date / time	Batch
TPH (GC/FID) Low Fraction	ND		0.100	1	10/14/2023 16:25	WG2151295
(S) a,a,a-Trifluorotoluene(FID)	*91.1*		*78.0-120*		*10/14/2023 16:25*	WG2151295

Volatile Organic Compounds (GC/MS) by Method 8260B

Analyte	Result mg/l	Qualifier	RDL mg/l	Dilution	Analysis date / time	Batch
Benzene	ND		0.00100	1	10/11/2023 05:24	WG2148803
Toluene	ND		0.00100	1	10/11/2023 05:24	WG2148803
Ethylbenzene	ND		0.00100	1	10/11/2023 05:24	WG2148803
Total Xylenes	ND		0.00300	1	10/11/2023 05:24	WG2148803
(S) Toluene-d8	*109*		*80.0-120*		*10/11/2023 05:24*	WG2148803
(S) 4-Bromofluorobenzene	*113*		*77.0-126*		*10/11/2023 05:24*	WG2148803
(S) 1,2-Dichloroethane-d4	*95.8*		*70.0-130*		*10/11/2023 05:24*	WG2148803

Semi-Volatile Organic Compounds (GC) by Method 8015

Analyte	Result mg/l	Qualifier	RDL mg/l	Dilution	Analysis date / time	Batch
C10-C28 Diesel Range	0.463		0.100	1	10/20/2023 00:40	WG2152443
C28-C40 Oil Range	0.359		0.100	1	10/20/2023 00:40	WG2152443
(S) o-Terphenyl	*134*		*52.0-156*		*10/20/2023 00:40*	WG2152443

Semi Volatile Organic Compounds (GC/MS) by Method 8270C-SIM

Analyte	Result mg/l	Qualifier	RDL mg/l	Dilution	Analysis date / time	Batch
Anthracene	ND		0.0000500	1	10/11/2023 18:25	WG2147661
Acenaphthene	ND		0.0000500	1	10/11/2023 18:25	WG2147661
Acenaphthylene	ND		0.0000500	1	10/11/2023 18:25	WG2147661
Benzo(a)anthracene	ND		0.0000500	1	10/11/2023 18:25	WG2147661
Benzo(a)pyrene	ND		0.0000500	1	10/11/2023 18:25	WG2147661
Benzo(b)fluoranthene	ND		0.0000500	1	10/11/2023 18:25	WG2147661
Benzo(g,h,i)perylene	ND		0.0000500	1	10/11/2023 18:25	WG2147661
Benzo(k)fluoranthene	ND		0.0000500	1	10/11/2023 18:25	WG2147661
Chrysene	ND		0.0000500	1	10/11/2023 18:25	WG2147661
Dibenz(a,h)anthracene	ND		0.0000500	1	10/11/2023 18:25	WG2147661
Fluoranthene	ND		0.000100	1	10/11/2023 18:25	WG2147661
Fluorene	ND		0.0000500	1	10/11/2023 18:25	WG2147661
Indeno(1,2,3-cd)pyrene	ND		0.0000500	1	10/11/2023 18:25	WG2147661
Naphthalene	ND		0.000250	1	10/11/2023 18:25	WG2147661
Phenanthrene	0.0000639		0.0000500	1	10/11/2023 18:25	WG2147661
Pyrene	ND		0.0000500	1	10/11/2023 18:25	WG2147661
1-Methylnaphthalene	ND		0.000250	1	10/11/2023 18:25	WG2147661
2-Methylnaphthalene	ND		0.000250	1	10/11/2023 18:25	WG2147661
2-Chloronaphthalene	ND		0.000250	1	10/11/2023 18:25	WG2147661
(S) Nitrobenzene-d5	*96.3*		*31.0-160*		*10/11/2023 18:25*	WG2147661
(S) 2-Fluorobiphenyl	*101*		*48.0-148*		*10/11/2023 18:25*	WG2147661
(S) p-Terphenyl-d14	*91.6*		*37.0-146*		*10/11/2023 18:25*	WG2147661

Method Blank (MB)

(MB) R3986843-4 10/14/23 04:56

Analyte	MB Result mg/l	MB Qualifier	MB MDL mg/l	MB RDL mg/l
TPH (GC/FID) Low Fraction	U		0.0314	0.100
(S) a,a,a-Trifluorotoluene(FID)	*92.0*			*78.0-120*

Laboratory Control Sample (LCS)

(LCS) R3986843-3 10/14/23 03:16

Analyte	Spike Amount mg/l	LCS Result mg/l	LCS Rec. %	Rec. Limits %	LCS Qualifier
TPH (GC/FID) Low Fraction	5.50	5.98	109	72.0-127	
(S) a,a,a-Trifluorotoluene(FID)			*100*	*78.0-120*	

L1665738-08 Original Sample (OS) • Matrix Spike (MS) • Matrix Spike Duplicate (MSD)

(OS) L1665738-08 10/14/23 10:14 • (MS) R3986843-5 10/14/23 15:57 • (MSD) R3986843-6 10/14/23 16:22

Analyte	Spike Amount mg/l	Original Result mg/l	MS Result mg/l	MSD Result mg/l	MS Rec. %	MSD Rec. %	Dilution	Rec. Limits %	MS Qualifier	MSD Qualifier	RPD %	RPD Limits %
TPH (GC/FID) Low Fraction	5.50	0.139	6.05	5.87	107	104	1	10.0-160			3.02	22
(S) a,a,a-Trifluorotoluene(FID)					*99.8*	*101*		*78.0-120*				

Method Blank (MB)

(MB) R3987756-2 10/16/23 09:55

Analyte	MB Result mg/l	MB Qualifier	MB MDL mg/l	MB RDL mg/l
TPH (GC/FID) Low Fraction	U		0.0314	0.100
(S) a,a,a-Trifluorotoluene(FID)	*108*			*78.0-120*

Laboratory Control Sample (LCS)

(LCS) R3987756-1 10/16/23 08:49

Analyte	Spike Amount mg/l	LCS Result mg/l	LCS Rec. %	Rec. Limits %	LCS Qualifier
TPH (GC/FID) Low Fraction	5.50	5.24	95.3	72.0-127	
(S) a,a,a-Trifluorotoluene(FID)			*114*	*78.0-120*	

Method Blank (MB)

(MB) R3986873-2 10/14/23 20:35

Analyte	MB Result mg/l	MB Qualifier	MB MDL mg/l	MB RDL mg/l
TPH (GC/FID) Low Fraction	U		0.0314	0.100
(S) a,a,a-Trifluorotoluene(FID)	*92.3*			*78.0-120*

Laboratory Control Sample (LCS)

(LCS) R3986873-1 10/14/23 18:24

Analyte	Spike Amount mg/l	LCS Result mg/l	LCS Rec. %	Rec. Limits %	LCS Qualifier
TPH (GC/FID) Low Fraction	5.50	5.94	108	72.0-127	
(S) a,a,a-Trifluorotoluene(FID)			*96.3*	*78.0-120*	

QUALITY CONTROL SUMMARY

L1664199-09,10

Method Blank (MB)

(MB) R3987934-2 10/14/23 14:52

Analyte	MB Result mg/l	MB Qualifier	MB MDL mg/l	MB RDL mg/l
TPH (GC/FID) Low Fraction	U		0.0314	0.100
(S) a,a,a-Trifluorotoluene(FID)	*90.8*			*78.0-120*

Laboratory Control Sample (LCS)

(LCS) R3987934-1 10/14/23 13:43

Analyte	Spike Amount mg/l	LCS Result mg/l	LCS Rec. %	Rec. Limits %	LCS Qualifier
TPH (GC/FID) Low Fraction	5.50	6.31	115	72.0-127	
(S) a,a,a-Trifluorotoluene(FID)			*101*	*78.0-120*	

L1664199-09 Original Sample (OS) • Matrix Spike (MS) • Matrix Spike Duplicate (MSD)

(OS) L1664199-09 10/14/23 16:02 • (MS) R3987934-3 10/14/23 23:36 • (MSD) R3987934-4 10/14/23 23:59

Analyte	Spike Amount mg/l	Original Result mg/l	MS Result mg/l	MSD Result mg/l	MS Rec. %	MSD Rec. %	Dilution	Rec. Limits %	MS Qualifier	MSD Qualifier	RPD %	RPD Limits %
TPH (GC/FID) Low Fraction	5.50	ND	5.06	4.48	92.0	81.5	1	10.0-160			12.2	22
(S) a,a,a-Trifluorotoluene(FID)					*97.1*	*96.1*		*78.0-120*				

Method Blank (MB)

(MB) R3987845-2 10/17/23 12:17

Analyte	MB Result mg/l	MB Qualifier	MB MDL mg/l	MB RDL mg/l
TPH (GC/FID) Low Fraction	U		0.0314	0.100
(S) a,a,a-Trifluorotoluene(FID)	*92.4*			*78.0-120*

Laboratory Control Sample (LCS)

(LCS) R3987845-1 10/17/23 11:15

Analyte	Spike Amount mg/l	LCS Result mg/l	LCS Rec. %	Rec. Limits %	LCS Qualifier
TPH (GC/FID) Low Fraction	5.50	5.06	92.0	72.0-127	
(S) a,a,a-Trifluorotoluene(FID)			*99.1*	*78.0-120*	

Method Blank (MB)

(MB) R3986818-1 10/10/23 23:44

Analyte	MB Result mg/l	MB Qualifier	MB MDL mg/l	MB RDL mg/l
Benzene	U		0.0000941	0.00100
Toluene	U		0.000278	0.00100
Ethylbenzene	U		0.000137	0.00100
Total Xylenes	U		0.000174	0.00300
(S) Toluene-d8	*109*			*80.0-120*
(S) 4-Bromofluorobenzene	*110*			*77.0-126*
(S) 1,2-Dichloroethane-d4	*93.7*			*70.0-130*

Laboratory Control Sample (LCS)

(LCS) R3986818-2 10/11/23 00:46

Analyte	Spike Amount mg/l	LCS Result mg/l	LCS Rec. %	Rec. Limits %	LCS Qualifier
Benzene	0.00500	0.00434	86.8	70.0-123	
Toluene	0.00500	0.00504	101	79.0-120	
Ethylbenzene	0.00500	0.00562	112	79.0-123	
Total Xylenes	0.0150	0.0166	111	79.0-123	
(S) Toluene-d8			*108*	*80.0-120*	
(S) 4-Bromofluorobenzene			*110*	*77.0-126*	
(S) 1,2-Dichloroethane-d4			*101*	*70.0-130*	

Method Blank (MB)

(MB) R3987480-1 10/17/23 18:58

Analyte	MB Result mg/l	MB Qualifier	MB MDL mg/l	MB RDL mg/l
C10-C28 Diesel Range	U		0.0222	0.100
C28-C40 Oil Range	U		0.0118	0.100
(S) o-Terphenyl	*78.0*			*52.0-156*

Laboratory Control Sample (LCS)

(LCS) R3987480-2 10/17/23 19:17

Analyte	Spike Amount mg/l	LCS Result mg/l	LCS Rec. %	Rec. Limits %	LCS Qualifier
C10-C28 Diesel Range	1.50	1.63	109	50.0-150	
(S) o-Terphenyl			*81.5*	*52.0-156*	

L1665738-08 Original Sample (OS) • Matrix Spike (MS) • Matrix Spike Duplicate (MSD)

(OS) L1665738-08 10/17/23 21:53 • (MS) R3987480-3 10/17/23 22:13 • (MSD) R3987480-4 10/17/23 22:32

Analyte	Spike Amount mg/l	Original Result mg/l	MS Result mg/l	MSD Result mg/l	MS Rec. %	MSD Rec. %	Dilution	Rec. Limits %	MS Qualifier	MSD Qualifier	RPD %	RPD Limits %
C10-C28 Diesel Range	1.43	ND	1.60	1.57	112	110	1	50.0-150			1.89	20
(S) o-Terphenyl					*86.3*	*83.2*		*52.0-156*				

QUALITY CONTROL SUMMARY

L1664199-01,03,04,05,06,07,08,09,10

Method Blank (MB)

(MB) R3988265-1 10/18/23 22:09

Analyte	MB Result mg/l	MB Qualifier	MB MDL mg/l	MB RDL mg/l
C10-C28 Diesel Range	U		0.0222	0.100
C28-C40 Oil Range	U		0.0118	0.100
(S) o-Terphenyl	*133*			*52.0-156*

Laboratory Control Sample (LCS)

(LCS) R3988265-2 10/18/23 22:29

Analyte	Spike Amount mg/l	LCS Result mg/l	LCS Rec. %	Rec. Limits %	LCS Qualifier
C10-C28 Diesel Range	1.50	1.30	86.7	50.0-150	
(S) o-Terphenyl			*125*	*52.0-156*	

L1665816-01 Original Sample (OS) • Matrix Spike (MS) • Matrix Spike Duplicate (MSD)

(OS) L1665816-01 10/20/23 03:01 • (MS) R3989177-1 10/20/23 03:21 • (MSD) R3989177-2 10/20/23 03:41

Analyte	Spike Amount mg/l	Original Result mg/l	MS Result mg/l	MSD Result mg/l	MS Rec. %	MSD Rec. %	Dilution	Rec. Limits %	MS Qualifier	MSD Qualifier	RPD %	RPD Limits %
C10-C28 Diesel Range	1.43	ND	7.38	6.34	516	443	1	50.0-150	J5	J5	15.2	20
(S) o-Terphenyl					*140*	*139*		*52.0-156*				

L1665820-03 Original Sample (OS) • Matrix Spike (MS) • Matrix Spike Duplicate (MSD)

(OS) L1665820-03 10/20/23 04:01 • (MS) R3989177-3 10/20/23 04:22 • (MSD) R3989177-4 10/20/23 04:42

Analyte	Spike Amount mg/l	Original Result mg/l	MS Result mg/l	MSD Result mg/l	MS Rec. %	MSD Rec. %	Dilution	Rec. Limits %	MS Qualifier	MSD Qualifier	RPD %	RPD Limits %
C10-C28 Diesel Range	1.43	ND	3.36	3.35	235	234	1	50.0-150	J5	J5	0.298	20
(S) o-Terphenyl					*143*	*149*		*52.0-156*				

Method Blank (MB)

(MB) R3985224-2 10/11/23 16:45

Analyte	MB Result mg/l	MB Qualifier	MB MDL mg/l	MB RDL mg/l
Anthracene	U		0.0000190	0.0000500
Acenaphthene	U		0.0000190	0.0000500
Acenaphthylene	U		0.0000171	0.0000500
Benzo(a)anthracene	U		0.0000203	0.0000500
Benzo(a)pyrene	U		0.0000184	0.0000500
Benzo(b)fluoranthene	U		0.0000168	0.0000500
Benzo(g,h,i)perylene	U		0.0000184	0.0000500
Benzo(k)fluoranthene	U		0.0000202	0.0000500
Chrysene	U		0.0000179	0.0000500
Dibenz(a,h)anthracene	U		0.0000160	0.0000500
Fluoranthene	U		0.0000270	0.000100
Fluorene	U		0.0000169	0.0000500
Indeno(1,2,3-cd)pyrene	U		0.0000158	0.0000500
Naphthalene	U		0.0000917	0.000250
Phenanthrene	U		0.0000180	0.0000500
Pyrene	U		0.0000169	0.0000500
1-Methylnaphthalene	U		0.0000687	0.000250
2-Methylnaphthalene	U		0.0000674	0.000250
2-Chloronaphthalene	U		0.0000682	0.000250
(S) Nitrobenzene-d5	*135*			*31.0-160*
(S) 2-Fluorobiphenyl	*120*			*48.0-148*
(S) p-Terphenyl-d14	*112*			*37.0-146*

Laboratory Control Sample (LCS)

(LCS) R3985224-1 10/11/23 16:26

Analyte	Spike Amount mg/l	LCS Result mg/l	LCS Rec. %	Rec. Limits %	LCS Qualifier
Anthracene	0.00200	0.00204	102	67.0-150	
Acenaphthene	0.00200	0.00190	95.0	65.0-138	
Acenaphthylene	0.00200	0.00206	103	66.0-140	
Benzo(a)anthracene	0.00200	0.00229	115	61.0-140	
Benzo(a)pyrene	0.00200	0.00201	100	60.0-143	
Benzo(b)fluoranthene	0.00200	0.00174	87.0	58.0-141	
Benzo(g,h,i)perylene	0.00200	0.00158	79.0	52.0-153	
Benzo(k)fluoranthene	0.00200	0.00172	86.0	58.0-148	
Chrysene	0.00200	0.00204	102	64.0-144	
Dibenz(a,h)anthracene	0.00200	0.00175	87.5	52.0-155	
Fluoranthene	0.00200	0.00209	104	69.0-153	

Laboratory Control Sample (LCS)

(LCS) R3985224-1 10/11/23 16:26

Analyte	Spike Amount mg/l	LCS Result mg/l	LCS Rec. %	Rec. Limits %	LCS Qualifier
Fluorene	0.00200	0.00204	102	64.0-136	
Indeno(1,2,3-cd)pyrene	0.00200	0.00194	97.0	54.0-153	
Naphthalene	0.00200	0.00201	100	61.0-137	
Phenanthrene	0.00200	0.00199	99.5	62.0-137	
Pyrene	0.00200	0.00202	101	60.0-142	
1-Methylnaphthalene	0.00200	0.00202	101	66.0-142	
2-Methylnaphthalene	0.00200	0.00207	104	62.0-136	
2-Chloronaphthalene	0.00200	0.00191	95.5	64.0-140	
(S) Nitrobenzene-d5			*108*	*31.0-160*	
(S) 2-Fluorobiphenyl			*95.0*	*48.0-148*	
(S) p-Terphenyl-d14			*89.5*	*37.0-146*	

L1663857-02 Original Sample (OS) • Matrix Spike (MS) • Matrix Spike Duplicate (MSD)

(OS) L1663857-02 10/11/23 17:05 • (MS) R3985224-3 10/11/23 17:24 • (MSD) R3985224-4 10/11/23 17:44

Analyte	Spike Amount mg/l	Original Result mg/l	MS Result mg/l	MSD Result mg/l	MS Rec. %	MSD Rec. %	Dilution	Rec. Limits %	MS Qualifier	MSD Qualifier	RPD %	RPD Limits %
Anthracene	0.00190	ND	0.00181	0.00178	95.3	93.7	1	56.0-156			1.67	20
Acenaphthene	0.00190	ND	0.00172	0.00174	90.5	91.6	1	44.0-153			1.16	20
Acenaphthylene	0.00190	ND	0.00186	0.00188	97.9	98.9	1	53.0-150			1.07	20
Benzo(a)anthracene	0.00190	ND	0.00201	0.00163	106	85.8	1	47.0-151		J3	20.9	20
Benzo(a)pyrene	0.00190	ND	0.00179	0.000963	94.2	50.7	1	45.0-146		J3	60.1	20
Benzo(b)fluoranthene	0.00190	ND	0.00155	0.000892	81.6	46.9	1	43.0-142		J3	53.9	20
Benzo(g,h,i)perylene	0.00190	ND	0.00138	0.000492	72.6	25.9	1	40.0-147		J3 J6	94.9	20
Benzo(k)fluoranthene	0.00190	ND	0.00160	0.000791	84.2	41.6	1	43.0-148		J3 J6	67.7	21
Chrysene	0.00190	ND	0.00184	0.00150	96.8	78.9	1	50.0-148		J3	20.4	20
Dibenz(a,h)anthracene	0.00190	ND	0.00152	0.000443	80.0	23.3	1	37.0-151		J3 J6	110	20
Fluoranthene	0.00190	ND	0.00186	0.00181	97.9	95.3	1	56.0-157			2.72	20
Fluorene	0.00190	ND	0.00184	0.00185	96.8	97.4	1	48.0-148			0.542	20
Indeno(1,2,3-cd)pyrene	0.00190	ND	0.00170	0.000543	89.5	28.6	1	41.0-148		J3 J6	103	20
Naphthalene	0.00190	ND	0.00182	0.00183	95.8	96.3	1	10.0-160			0.548	20
Phenanthrene	0.00190	ND	0.00175	0.00175	92.1	92.1	1	47.0-147			0.000	20
Pyrene	0.00190	ND	0.00182	0.00180	95.8	94.7	1	51.0-148			1.10	20
1-Methylnaphthalene	0.00190	ND	0.00183	0.00183	96.3	96.3	1	21.0-160			0.000	20
2-Methylnaphthalene	0.00190	ND	0.00188	0.00188	98.9	98.9	1	31.0-160			0.000	20
2-Chloronaphthalene	0.00190	ND	0.00174	0.00175	91.6	92.1	1	52.0-148			0.573	20
(S) Nitrobenzene-d5					*101*	*99.5*		*31.0-160*				
(S) 2-Fluorobiphenyl					*91.6*	*90.5*		*48.0-148*				
(S) p-Terphenyl-d14					*86.3*	*53.7*		*37.0-146*				

Method Blank (MB)

(MB) R3984860-3 10/11/23 14:06

Analyte	MB Result mg/l	MB Qualifier	MB MDL mg/l	MB RDL mg/l
Anthracene	U		0.0000190	0.0000500
Acenaphthene	U		0.0000190	0.0000500
Acenaphthylene	U		0.0000171	0.0000500
Benzo(a)anthracene	U		0.0000203	0.0000500
Benzo(a)pyrene	U		0.0000184	0.0000500
Benzo(b)fluoranthene	U		0.0000168	0.0000500
Benzo(g,h,i)perylene	U		0.0000184	0.0000500
Benzo(k)fluoranthene	U		0.0000202	0.0000500
Chrysene	U		0.0000179	0.0000500
Dibenz(a,h)anthracene	U		0.0000160	0.0000500
Fluoranthene	U		0.0000270	0.000100
Fluorene	U		0.0000169	0.0000500
Indeno(1,2,3-cd)pyrene	U		0.0000158	0.0000500
Naphthalene	U		0.0000917	0.000250
Phenanthrene	U		0.0000180	0.0000500
Pyrene	U		0.0000169	0.0000500
1-Methylnaphthalene	U		0.0000687	0.000250
2-Methylnaphthalene	U		0.0000674	0.000250
2-Chloronaphthalene	U		0.0000682	0.000250
(S) Nitrobenzene-d5	*139*			*31.0-160*
(S) 2-Fluorobiphenyl	*114*			*48.0-148*
(S) p-Terphenyl-d14	*108*			*37.0-146*

Laboratory Control Sample (LCS) • Laboratory Control Sample Duplicate (LCSD)

(LCS) R3984860-1 10/11/23 13:31 • (LCSD) R3984860-2 10/11/23 13:48

Analyte	Spike Amount mg/l	LCS Result mg/l	LCSD Result mg/l	LCS Rec. %	LCSD Rec. %	Rec. Limits %	LCS Qualifier	LCSD Qualifier	RPD %	RPD Limits %
Anthracene	0.00200	0.00194	0.00189	97.0	94.5	67.0-150			2.61	20
Acenaphthene	0.00200	0.00186	0.00181	93.0	90.5	65.0-138			2.72	20
Acenaphthylene	0.00200	0.00192	0.00188	96.0	94.0	66.0-140			2.11	20
Benzo(a)anthracene	0.00200	0.00212	0.00205	106	103	61.0-140			3.36	20
Benzo(a)pyrene	0.00200	0.00208	0.00201	104	100	60.0-143			3.42	20
Benzo(b)fluoranthene	0.00200	0.00207	0.00205	104	103	58.0-141			0.971	20
Benzo(g,h,i)perylene	0.00200	0.00198	0.00191	99.0	95.5	52.0-153			3.60	20
Benzo(k)fluoranthene	0.00200	0.00205	0.00197	103	98.5	58.0-148			3.98	20
Chrysene	0.00200	0.00203	0.00201	102	100	64.0-144			0.990	20
Dibenz(a,h)anthracene	0.00200	0.00209	0.00203	104	102	52.0-155			2.91	20
Fluoranthene	0.00200	0.00195	0.00195	97.5	97.5	69.0-153			0.000	20

Laboratory Control Sample (LCS) • Laboratory Control Sample Duplicate (LCSD)

(LCS) R3984860-1 10/11/23 13:31 • (LCSD) R3984860-2 10/11/23 13:48

Analyte	Spike Amount mg/l	LCS Result mg/l	LCSD Result mg/l	LCS Rec. %	LCSD Rec. %	Rec. Limits %	LCS Qualifier	LCSD Qualifier	RPD %	RPD Limits %
Fluorene	0.00200	0.00205	0.00199	103	99.5	64.0-136			2.97	20
Indeno(1,2,3-cd)pyrene	0.00200	0.00220	0.00213	110	106	54.0-153			3.23	20
Naphthalene	0.00200	0.00191	0.00193	95.5	96.5	61.0-137			1.04	20
Phenanthrene	0.00200	0.00195	0.00193	97.5	96.5	62.0-137			1.03	20
Pyrene	0.00200	0.00200	0.00196	100	98.0	60.0-142			2.02	20
1-Methylnaphthalene	0.00200	0.00190	0.00193	95.0	96.5	66.0-142			1.57	20
2-Methylnaphthalene	0.00200	0.00207	0.00207	104	104	62.0-136			0.000	20
2-Chloronaphthalene	0.00200	0.00219	0.00212	109	106	64.0-140			3.25	20
(S) Nitrobenzene-d5				*132*	*122*	*31.0-160*				
(S) 2-Fluorobiphenyl				*110*	*102*	*48.0-148*				
(S) p-Terphenyl-d14				*99.5*	*94.0*	*37.0-146*				

1 Cp
2 Tc
3 Ss
4 Cn
5 Sr
6 Qc
7 Gl
8 Al
9 Sc

Guide to Reading and Understanding Your Laboratory Report

The information below is designed to better explain the various terms used in your report of analytical results from the Laboratory. This is not intended as a comprehensive explanation, and if you have additional questions please contact your project representative.

Results Disclaimer - Information that may be provided by the customer, and contained within this report, include Permit Limits, Project Name, Sample ID, Sample Matrix, Sample Preservation, Field Blanks, Field Spikes, Field Duplicates, On-Site Data, Sampling Collection Dates/Times, and Sampling Location. Results relate to the accuracy of this information provided, and as the samples are received.

Abbreviations and Definitions

MDL	Method Detection Limit.
ND	Not detected at the Reporting Limit (or MDL where applicable).
RDL	Reported Detection Limit.
Rec.	Recovery.
RPD	Relative Percent Difference.
SDG	Sample Delivery Group.
(S)	Surrogate (Surrogate Standard) - Analytes added to every blank, sample, Laboratory Control Sample/Duplicate and Matrix Spike/Duplicate; used to evaluate analytical efficiency by measuring recovery. Surrogates are not expected to be detected in all environmental media.
U	Not detected at the Reporting Limit (or MDL where applicable).
Analyte	The name of the particular compound or analysis performed. Some Analyses and Methods will have multiple analytes reported.
Dilution	If the sample matrix contains an interfering material, the sample preparation volume or weight values differ from the standard, or if concentrations of analytes in the sample are higher than the highest limit of concentration that the laboratory can accurately report, the sample may be diluted for analysis. If a value different than 1 is used in this field, the result reported has already been corrected for this factor.
Limits	These are the target % recovery ranges or % difference value that the laboratory has historically determined as normal for the method and analyte being reported. Successful QC Sample analysis will target all analytes recovered or duplicated within these ranges.
Original Sample	The non-spiked sample in the prep batch used to determine the Relative Percent Difference (RPD) from a quality control sample. The Original Sample may not be included within the reported SDG.
Qualifier	This column provides a letter and/or number designation that corresponds to additional information concerning the result reported. If a Qualifier is present, a definition per Qualifier is provided within the Glossary and Definitions page and potentially a discussion of possible implications of the Qualifier in the Case Narrative if applicable.
Result	The actual analytical final result (corrected for any sample specific characteristics) reported for your sample. If there was no measurable result returned for a specific analyte, the result in this column may state “ND” (Not Detected) or “BDL” (Below Detectable Levels). The information in the results column should always be accompanied by either an MDL (Method Detection Limit) or RDL (Reporting Detection Limit) that defines the lowest value that the laboratory could detect or report for this analyte.
Uncertainty (Radiochemistry)	Confidence level of 2 sigma.
Case Narrative (Cn)	A brief discussion about the included sample results, including a discussion of any non-conformances to protocol observed either at sample receipt by the laboratory from the field or during the analytical process. If present, there will be a section in the Case Narrative to discuss the meaning of any data qualifiers used in the report.
Quality Control Summary (Qc)	This section of the report includes the results of the laboratory quality control analyses required by procedure or analytical methods to assist in evaluating the validity of the results reported for your samples. These analyses are not being performed on your samples typically, but on laboratory generated material.
Sample Chain of Custody (Sc)	This is the document created in the field when your samples were initially collected. This is used to verify the time and date of collection, the person collecting the samples, and the analyses that the laboratory is requested to perform. This chain of custody also documents all persons (excluding commercial shippers) that have had control or possession of the samples from the time of collection until delivery to the laboratory for analysis.
Sample Results (Sr)	This section of your report will provide the results of all testing performed on your samples. These results are provided by sample ID and are separated by the analyses performed on each sample. The header line of each analysis section for each sample will provide the name and method number for the analysis reported.
Sample Summary (Ss)	This section of the Analytical Report defines the specific analyses performed for each sample ID, including the dates and times of preparation and/or analysis.

Qualifier	Description
J1	Surrogate recovery limits have been exceeded; values are outside upper control limits.
J3	The associated batch QC was outside the established quality control range for precision.
J5	The sample matrix interfered with the ability to make any accurate determination; spike value is high.
J6	The sample matrix interfered with the ability to make any accurate determination; spike value is low.

Pace Analytical National 12065 Lebanon Rd Mount Juliet, TN 37122

Alabama	40660	Nebraska	NE-OS-15-05
Alaska	17-026	Nevada	TN000032021-1
Arizona	AZ0612	New Hampshire	2975
Arkansas	88-0469	New Jersey–NELAP	TN002
California	2932	New Mexico [1]	TN00003
Colorado	TN00003	New York	11742
Connecticut	PH-0197	North Carolina	Env375
Florida	E87487	North Carolina [1]	DW21704
Georgia	NELAP	North Carolina [3]	41
Georgia [1]	923	North Dakota	R-140
Idaho	TN00003	Ohio–VAP	CL0069
Illinois	200008	Oklahoma	9915
Indiana	C-TN-01	Oregon	TN200002
Iowa	364	Pennsylvania	68-02979
Kansas	E-10277	Rhode Island	LAO000356
Kentucky [1 6]	KY90010	South Carolina	84004002
Kentucky [2]	16	South Dakota	n/a
Louisiana	AI30792	Tennessee [1 4]	2006
Louisiana	LA018	Texas	T104704245-20-18
Maine	TN00003	Texas [5]	LAB0152
Maryland	324	Utah	TN000032021-11
Massachusetts	M-TN003	Vermont	VT2006
Michigan	9958	Virginia	110033
Minnesota	047-999-395	Washington	C847
Mississippi	TN00003	West Virginia	233
Missouri	340	Wisconsin	998093910
Montana	CERT0086	Wyoming	A2LA
A2LA – ISO 17025	1461.01	AIHA-LAP,LLC EMLAP	100789
A2LA – ISO 17025 [5]	1461.02	DOD	1461.01
Canada	1461.01	USDA	P330-15-00234
EPA–Crypto	TN00003		

[1] Drinking Water [2] Underground Storage Tanks [3] Aquatic Toxicity [4] Chemical/Microbiological [5] Mold [6] Wastewater n/a Accreditation not applicable

* Not all certifications held by the laboratory are applicable to the results reported in the attached report.

* Accreditation is only applicable to the test methods specified on each scope of accreditation held by Pace Analytical.

Company Name/Address:
Rio Grande Resources Corp

219 S 2nd St
Raton, NM 87740

Billing Information:
Bruce Norquist
PO Box 1150
Grants , NM 87020

Pres Chk

Report to: Eric Roads / Melissa Chalona

Email To: eroads@enganalytics.com;tdavis@enganalytics.

Project Description: Mt Taylor

City/State Collected: Grants, New Mexico

Please Circle: PT MT CT ET

Phone: 970-488-3111

Client Project # 111360

Lab Project # RIOGRAGNM-MTTAYLOR

Collected by (print): Tyler Davis

Site/Facility ID #

P.O. #

Collected by (signature): Tyler Davis

Immediately Packed on Ice N ___ Y ✓

Rush? (Lab MUST Be Notified)
___ Same Day ___ Five Day
___ Next Day ___ 5 Day (Rad Only)
___ Two Day ___ 10 Day (Rad Only)
___ Three Day

Quote #

Date Results Needed

Analysis / Container / Preservative

Chain of Custody Page ___ of ___

Pace
PEOPLE ADVANCING SCIENCE

MT JULIET, TN

12065 Lebanon Rd Mount Juliet, TN 37122
Submitting a sample via this chain of custody constitutes acknowledgment and acceptance of the Pace Terms and Conditions found at: https://info.pacelabs.com/hubfs/pas-standard-terms.pdf

SDG # 1664199
B134

Acctnum: RIOGRAGNM
Template: T238214
Prelogin: P1026344
PM: 732 - Donna Eidson
PB: NG 9/22/23

Shipped Via: FedEX Ground

Sample ID	Comp/Grab	Matrix *	Depth	Date	Time	No. of Cntrs	DROOROLVI 40mlAmb-HCl-BT	GRO 40mlAmb HCl	PAHSIMLVI 40mlAmb-NoPres-WT	SV8270PAH 4ozClr-NoPres	V8260BTEX 40mlAmb-HCl	V8260BTEX 40mlAmb/MeOH10ml/Syr				Remarks	Sample # (lab only)
MT-GW-TS-2760-DW9-100423-K3	Grab	GW	2760	10/4/2023	1004	9	X	X	X		X						-01
MT-GW-TS-2760-DW9-100423-K2	Grab	GW	2760	10/4/23	1038	9	X	X	X		X						-02
MT-GW-TS-2760-DW9-100423	Grab	GW	2760	10/4/23	12:00	9	X	X	X		X						-03
MT-GW-TS-1655-DW9-100423-K3	Grab	GW	1655	10/4/23	12:30	9	X	X	X		X						-04
MT-GW-TS-1655-DW9-100423-	Grab	GW	1655	10/4/23	1334	9	X	X	X		X						-05
MT-GW-TS-1144-DW9-100423-K3	Grab	GW	1144	10/4/23	1400	9	X	X	X		X						-06
MT-GW-TS-1144-DW9-100423-	Grab	GW	1144	10/4/23	1454	9	X	X	X		X						-07
MT-GW-TS-2770-DW2-100523-K3	Grab	GW	2480	10/5/23	0843	9	X	X	X		X						-08
MT-GW-TS-2770-DW2-100523-K2	Grab	GW	2480	10/5/23	0918	9	X	X	X		X						-09
MT-GW-TS-2480-DW2-100523-	Grab	GW	2480	10/5/23	1254	9	X	X	X		X						-10

* Matrix:
SS - Soil AIR - Air F - Filter
GW - Groundwater B - Bioassay
WW - WasteWater
DW - Drinking Water
OT - Other_____

Remarks:

pH _____ Temp _____
Flow _____ Other _____

Samples returned via: __ UPS __ FedEx __ Courier _____

Tracking # 6841 8349 2835

Sample Receipt Checklist
COC Seal Present/Intact: __NP __Y __N
COC Signed/Accurate: __Y __N
Bottles arrive intact: __Y __N
Correct bottles used: __Y __N
Sufficient volume sent: __Y __N
If Applicable
VOA Zero Headspace: __Y __N
Preservation Correct/Checked: __Y __N
RAD Screen <0.5 mR/hr: ✓Y __N

Relinquished by : (Signature)	Date:	Time:	Received by: (Signature)	Trip Blank Received: Yes / No HCL / MeOH TBR
Tyler Davis	10-6-23	1641		
Relinquished by : (Signature)	Date:	Time:	Received by: (Signature)	Temp: °C Bottles Received: CCA8 3.3 4oz 3.3
Relinquished by : (Signature)	Date:	Time:	Received for lab by: (Signature)	Date: 10-7-23 Time: 9:00

If preservation required by Login: Date/Time

Hold:

Conditions: NCF / OK

ANALYTICAL REPORT

October 31, 2023

Revised Report

1 Cp
2 Tc
3 Ss
4 Cn
5 Sr
6 Qc
7 Gl
8 Al
9 Sc

Rio Grande Resources Corp

Sample Delivery Group:	L1666511
Samples Received:	10/13/2023
Project Number:	111360
Description:	Mt Taylor
Report To:	Eric Roads 219 S 2nd St Raton, NM 87740

Entire Report Reviewed By:

Tony Gibson
Project Manager

Results relate only to the items tested or calibrated and are reported as rounded values. This test report shall not be reproduced, except in full, without written approval of the laboratory. Where applicable, sampling conducted by Pace Analytical National is performed per guidance provided in laboratory standard operating procedures ENV-SOP-MTJL-0067 and ENV-SOP-MTJL-0068. Where sampling conducted by the customer, results relate to the accuracy of the information provided, and as the samples are received.

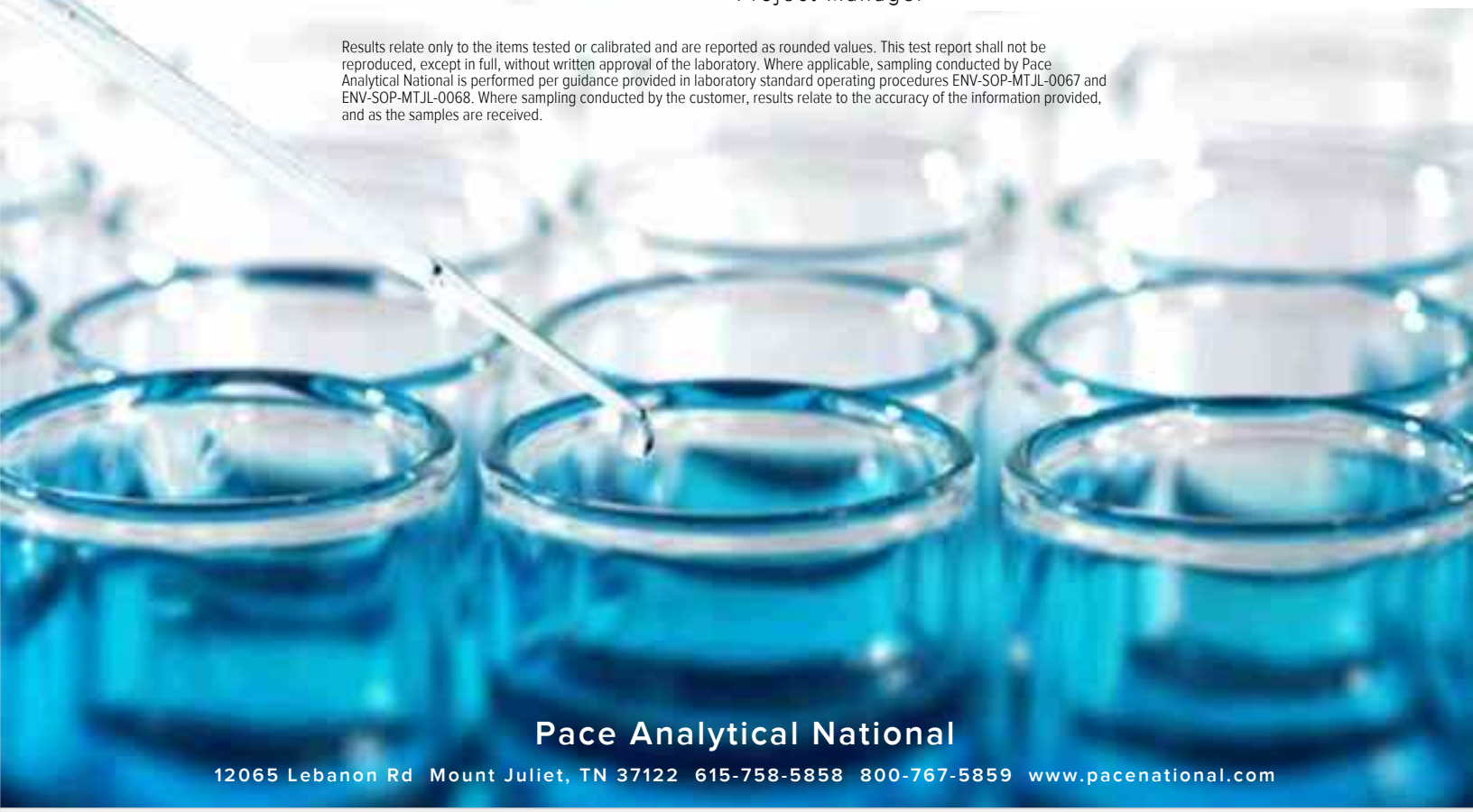

Pace Analytical National
12065 Lebanon Rd Mount Juliet, TN 37122 615-758-5858 800-767-5859 www.pacenational.com

TABLE OF CONTENTS

Cp: Cover Page 1

Tc: Table of Contents 2

Ss: Sample Summary 3

Cn: Case Narrative 5

Sr: Sample Results 6

MT-GW-TS-2849-DW11-101023-K2 L1666511-01 6

MT-GW-TS-2849-DW11-101023-K3 L1666511-02 7

MT-GW-TS-1750-DW11-101023 L1666511-03 8

MT-GW-TS-1100-DW11-101023-K3 L1666511-04 9

MT-GW-TS-1100-DW11-101023 L1666511-05 10

MT-GW-TS904-DW11-101023-K3 L1666511-06 11

MT-GW-TS904-DW11-101023 L1666511-07 12

MT-GW-TS1005-DW3-101123 L1666511-08 14

MT-GW-TS-896-DW3-101123 L1666511-09 15

MT-GW-TS-596-DW3-101123 L1666511-10 16

Qc: Quality Control Summary 17

Volatile Organic Compounds (GC) by Method 8015D/GRO 17

Volatile Organic Compounds (GC/MS) by Method 8260B 18

Semi-Volatile Organic Compounds (GC) by Method 8015 19

Semi Volatile Organic Compounds (GC/MS) by Method 8270C-SIM 21

Gl: Glossary of Terms 25

Al: Accreditations & Locations 26

Sc: Sample Chain of Custody 27

MT-GW-TS-2849-DW11-101023-K2 L1666511-01 GW

Collected by: Tyler Davis | Collected date/time: 10/10/23 09:32 | Received date/time: 10/13/23 09:00

Method	Batch	Dilution	Preparation date/time	Analysis date/time	Analyst	Location
Volatile Organic Compounds (GC) by Method 8015D/GRO	WG2154045	1	10/19/23 12:26	10/19/23 12:26	NCD	Mt. Juliet, TN
Volatile Organic Compounds (GC/MS) by Method 8260B	WG2151529	1	10/15/23 05:04	10/15/23 05:04	JCP	Mt. Juliet, TN
Semi-Volatile Organic Compounds (GC) by Method 8015	WG2156771	1	10/20/23 07:57	10/24/23 15:25	MAA	Mt. Juliet, TN
Semi Volatile Organic Compounds (GC/MS) by Method 8270C-SIM	WG2151859	1	10/17/23 08:57	10/17/23 15:12	DSH	Mt. Juliet, TN

MT-GW-TS-2849-DW11-101023-K3 L1666511-02 GW

Collected by: Tyler Davis | Collected date/time: 10/10/23 10:18 | Received date/time: 10/13/23 09:00

Method	Batch	Dilution	Preparation date/time	Analysis date/time	Analyst	Location
Volatile Organic Compounds (GC) by Method 8015D/GRO	WG2154045	1	10/19/23 12:46	10/19/23 12:46	NCD	Mt. Juliet, TN
Volatile Organic Compounds (GC/MS) by Method 8260B	WG2151529	1	10/15/23 05:25	10/15/23 05:25	JCP	Mt. Juliet, TN
Semi-Volatile Organic Compounds (GC) by Method 8015	WG2156771	1	10/20/23 07:57	10/24/23 14:25	MAA	Mt. Juliet, TN
Semi Volatile Organic Compounds (GC/MS) by Method 8270C-SIM	WG2151859	1	10/17/23 08:57	10/17/23 15:29	DSH	Mt. Juliet, TN

MT-GW-TS-1750-DW11-101023 L1666511-03 GW

Collected by: Tyler Davis | Collected date/time: 10/10/23 12:09 | Received date/time: 10/13/23 09:00

Method	Batch	Dilution	Preparation date/time	Analysis date/time	Analyst	Location
Volatile Organic Compounds (GC) by Method 8015D/GRO	WG2154045	1	10/19/23 13:05	10/19/23 13:05	NCD	Mt. Juliet, TN
Volatile Organic Compounds (GC/MS) by Method 8260B	WG2151529	1	10/15/23 05:46	10/15/23 05:46	JCP	Mt. Juliet, TN
Semi-Volatile Organic Compounds (GC) by Method 8015	WG2156771	5	10/20/23 07:57	10/24/23 23:57	MAA	Mt. Juliet, TN
Semi Volatile Organic Compounds (GC/MS) by Method 8270C-SIM	WG2151859	1	10/17/23 08:57	10/17/23 15:47	DSH	Mt. Juliet, TN
Semi Volatile Organic Compounds (GC/MS) by Method 8270C-SIM	WG2151859	50	10/17/23 08:57	10/24/23 00:27	DSH	Mt. Juliet, TN

MT-GW-TS-1100-DW11-101023-K3 L1666511-04 GW

Collected by: Tyler Davis | Collected date/time: 10/10/23 12:45 | Received date/time: 10/13/23 09:00

Method	Batch	Dilution	Preparation date/time	Analysis date/time	Analyst	Location
Volatile Organic Compounds (GC) by Method 8015D/GRO	WG2154045	1	10/19/23 13:25	10/19/23 13:25	NCD	Mt. Juliet, TN
Volatile Organic Compounds (GC/MS) by Method 8260B	WG2151529	1	10/15/23 06:07	10/15/23 06:07	JCP	Mt. Juliet, TN
Semi-Volatile Organic Compounds (GC) by Method 8015	WG2156771	1	10/20/23 07:57	10/24/23 14:45	MAA	Mt. Juliet, TN
Semi Volatile Organic Compounds (GC/MS) by Method 8270C-SIM	WG2151859	1	10/17/23 08:57	10/17/23 16:05	DSH	Mt. Juliet, TN

MT-GW-TS-1100-DW11-101023 L1666511-05 GW

Collected by: Tyler Davis | Collected date/time: 10/10/23 13:42 | Received date/time: 10/13/23 09:00

Method	Batch	Dilution	Preparation date/time	Analysis date/time	Analyst	Location
Volatile Organic Compounds (GC) by Method 8015D/GRO	WG2154045	1	10/19/23 13:44	10/19/23 13:44	NCD	Mt. Juliet, TN
Volatile Organic Compounds (GC/MS) by Method 8260B	WG2151529	1	10/15/23 06:28	10/15/23 06:28	JCP	Mt. Juliet, TN
Semi-Volatile Organic Compounds (GC) by Method 8015	WG2156771	5	10/20/23 07:57	10/25/23 00:17	MAA	Mt. Juliet, TN
Semi Volatile Organic Compounds (GC/MS) by Method 8270C-SIM	WG2151859	1	10/17/23 08:57	10/17/23 16:23	DSH	Mt. Juliet, TN
Semi Volatile Organic Compounds (GC/MS) by Method 8270C-SIM	WG2151859	50	10/17/23 08:57	10/24/23 00:46	DSH	Mt. Juliet, TN

MT-GW-TS904-DW11-101023-K3 L1666511-06 GW

Collected by: Tyler Davis | Collected date/time: 10/10/23 14:10 | Received date/time: 10/13/23 09:00

Method	Batch	Dilution	Preparation date/time	Analysis date/time	Analyst	Location
Volatile Organic Compounds (GC) by Method 8015D/GRO	WG2154045	1	10/19/23 14:03	10/19/23 14:03	NCD	Mt. Juliet, TN
Volatile Organic Compounds (GC/MS) by Method 8260B	WG2151529	1	10/15/23 06:49	10/15/23 06:49	JCP	Mt. Juliet, TN
Semi-Volatile Organic Compounds (GC) by Method 8015	WG2156771	1	10/20/23 07:57	10/24/23 15:05	MAA	Mt. Juliet, TN
Semi Volatile Organic Compounds (GC/MS) by Method 8270C-SIM	WG2151859	1	10/17/23 08:57	10/17/23 16:40	DSH	Mt. Juliet, TN

MT-GW-TS904-DW11-101023 L1666511-07 GW

Collected by: Tyler Davis | Collected date/time: 10/10/23 15:30 | Received date/time: 10/13/23 09:00

Method	Batch	Dilution	Preparation date/time	Analysis date/time	Analyst	Location
Volatile Organic Compounds (GC) by Method 8015D/GRO	WG2154045	1	10/19/23 14:23	10/19/23 14:23	NCD	Mt. Juliet, TN
Volatile Organic Compounds (GC/MS) by Method 8260B	WG2151529	1	10/15/23 07:10	10/15/23 07:10	JCP	Mt. Juliet, TN
Semi-Volatile Organic Compounds (GC) by Method 8015	WG2154086	5	10/21/23 14:00	10/24/23 04:01	MAA	Mt. Juliet, TN
Semi-Volatile Organic Compounds (GC) by Method 8015	WG2154086	5	10/21/23 14:00	10/25/23 10:14	MAA	Mt. Juliet, TN
Semi Volatile Organic Compounds (GC/MS) by Method 8270C-SIM	WG2151859	1	10/17/23 08:57	10/17/23 16:58	DSH	Mt. Juliet, TN
Semi Volatile Organic Compounds (GC/MS) by Method 8270C-SIM	WG2151859	50	10/17/23 08:57	10/24/23 01:06	DSH	Mt. Juliet, TN

MT-GW-TS1005-DW3-101123 L1666511-08 GW

Collected by: Tyler Davis | Collected date/time: 10/11/23 14:00 | Received date/time: 10/13/23 09:00

Method	Batch	Dilution	Preparation date/time	Analysis date/time	Analyst	Location
Volatile Organic Compounds (GC) by Method 8015D/GRO	WG2154045	1	10/19/23 14:42	10/19/23 14:42	NCD	Mt. Juliet, TN
Volatile Organic Compounds (GC/MS) by Method 8260B	WG2151529	1	10/15/23 07:30	10/15/23 07:30	JCP	Mt. Juliet, TN
Semi-Volatile Organic Compounds (GC) by Method 8015	WG2154086	1	10/21/23 14:00	10/23/23 19:36	MAA	Mt. Juliet, TN
Semi-Volatile Organic Compounds (GC) by Method 8015	WG2154086	1	10/21/23 14:00	10/25/23 04:31	MAA	Mt. Juliet, TN
Semi Volatile Organic Compounds (GC/MS) by Method 8270C-SIM	WG2152447	1	10/17/23 16:45	10/18/23 12:00	DSH	Mt. Juliet, TN

MT-GW-TS-896-DW3-101123 L1666511-09 GW

Collected by: Tyler Davis | Collected date/time: 10/11/23 15:52 | Received date/time: 10/13/23 09:00

Method	Batch	Dilution	Preparation date/time	Analysis date/time	Analyst	Location
Volatile Organic Compounds (GC) by Method 8015D/GRO	WG2154045	1	10/19/23 15:01	10/19/23 15:01	NCD	Mt. Juliet, TN
Volatile Organic Compounds (GC/MS) by Method 8260B	WG2151529	1	10/15/23 07:51	10/15/23 07:51	JCP	Mt. Juliet, TN
Semi-Volatile Organic Compounds (GC) by Method 8015	WG2154086	1	10/21/23 14:00	10/23/23 19:56	MAA	Mt. Juliet, TN
Semi-Volatile Organic Compounds (GC) by Method 8015	WG2154086	1	10/21/23 14:00	10/25/23 04:51	MAA	Mt. Juliet, TN
Semi Volatile Organic Compounds (GC/MS) by Method 8270C-SIM	WG2152447	1	10/17/23 16:45	10/18/23 12:18	DSH	Mt. Juliet, TN

MT-GW-TS-596-DW3-101123 L1666511-10 GW

Collected by: Tyler Davis | Collected date/time: 10/11/23 17:41 | Received date/time: 10/13/23 09:00

Method	Batch	Dilution	Preparation date/time	Analysis date/time	Analyst	Location
Volatile Organic Compounds (GC) by Method 8015D/GRO	WG2154045	1	10/19/23 15:21	10/19/23 15:21	NCD	Mt. Juliet, TN
Volatile Organic Compounds (GC/MS) by Method 8260B	WG2151529	1	10/15/23 08:12	10/15/23 08:12	JCP	Mt. Juliet, TN
Semi-Volatile Organic Compounds (GC) by Method 8015	WG2154086	1	10/21/23 14:00	10/23/23 20:17	MAA	Mt. Juliet, TN
Semi-Volatile Organic Compounds (GC) by Method 8015	WG2154086	1	10/21/23 14:00	10/25/23 05:11	MAA	Mt. Juliet, TN
Semi Volatile Organic Compounds (GC/MS) by Method 8270C-SIM	WG2152447	1	10/17/23 16:45	10/18/23 12:35	DSH	Mt. Juliet, TN

1 Cp
2 Tc
3 Ss
4 Cn
5 Sr
6 Qc
7 Gl
8 Al
9 Sc

All sample aliquots were received at the correct temperature, in the proper containers, with the appropriate preservatives, and within method specified holding times, unless qualified or notated within the report. Where applicable, all MDL (LOD) and RDL (LOQ) values reported for environmental samples have been corrected for the dilution factor used in the analysis. All Method and Batch Quality Control are within established criteria except where addressed in this case narrative, a non-conformance form or properly qualified within the sample results. By my digital signature below, I affirm to the best of my knowledge, all problems/anomalies observed by the laboratory as having the potential to affect the quality of the data have been identified by the laboratory, and no information or data have been knowingly withheld that would affect the quality of the data.

Tony Gibson
Project Manager

Report Revision History

Level II Report - Version 1: 10/25/23 16:01

Project Narrative

Updated sample id for sample -10 - Tony Gibson 10/31/23

Volatile Organic Compounds (GC) by Method 8015D/GRO

Analyte	Result mg/l	Qualifier	RDL mg/l	Dilution	Analysis date / time	Batch
TPH (GC/FID) Low Fraction	ND		0.100	1	10/19/2023 12:26	WG2154045
(S) a,a,a-Trifluorotoluene(FID)	*97.0*		*78.0-120*		*10/19/2023 12:26*	WG2154045

Volatile Organic Compounds (GC/MS) by Method 8260B

Analyte	Result mg/l	Qualifier	RDL mg/l	Dilution	Analysis date / time	Batch
Benzene	ND		0.00100	1	10/15/2023 05:04	WG2151529
Toluene	ND		0.00100	1	10/15/2023 05:04	WG2151529
Ethylbenzene	ND		0.00100	1	10/15/2023 05:04	WG2151529
Total Xylenes	ND		0.00300	1	10/15/2023 05:04	WG2151529
(S) Toluene-d8	*114*		*80.0-120*		*10/15/2023 05:04*	WG2151529
(S) 4-Bromofluorobenzene	*117*		*77.0-126*		*10/15/2023 05:04*	WG2151529
(S) 1,2-Dichloroethane-d4	*103*		*70.0-130*		*10/15/2023 05:04*	WG2151529

Semi-Volatile Organic Compounds (GC) by Method 8015

Analyte	Result mg/l	Qualifier	RDL mg/l	Dilution	Analysis date / time	Batch
C10-C28 Diesel Range	ND		0.100	1	10/24/2023 15:25	WG2156771
C28-C40 Oil Range	ND		0.100	1	10/24/2023 15:25	WG2156771
(S) o-Terphenyl	*126*		*52.0-156*		*10/24/2023 15:25*	WG2156771

Semi Volatile Organic Compounds (GC/MS) by Method 8270C-SIM

Analyte	Result mg/l	Qualifier	RDL mg/l	Dilution	Analysis date / time	Batch
Anthracene	ND		0.0000500	1	10/17/2023 15:12	WG2151859
Acenaphthene	ND		0.0000500	1	10/17/2023 15:12	WG2151859
Acenaphthylene	ND		0.0000500	1	10/17/2023 15:12	WG2151859
Benzo(a)anthracene	ND		0.0000500	1	10/17/2023 15:12	WG2151859
Benzo(a)pyrene	ND		0.0000500	1	10/17/2023 15:12	WG2151859
Benzo(b)fluoranthene	ND		0.0000500	1	10/17/2023 15:12	WG2151859
Benzo(g,h,i)perylene	ND		0.0000500	1	10/17/2023 15:12	WG2151859
Benzo(k)fluoranthene	ND		0.0000500	1	10/17/2023 15:12	WG2151859
Chrysene	ND		0.0000500	1	10/17/2023 15:12	WG2151859
Dibenz(a,h)anthracene	ND		0.0000500	1	10/17/2023 15:12	WG2151859
Fluoranthene	ND		0.000100	1	10/17/2023 15:12	WG2151859
Fluorene	ND		0.0000500	1	10/17/2023 15:12	WG2151859
Indeno(1,2,3-cd)pyrene	ND		0.0000500	1	10/17/2023 15:12	WG2151859
Naphthalene	ND		0.000250	1	10/17/2023 15:12	WG2151859
Phenanthrene	ND		0.0000500	1	10/17/2023 15:12	WG2151859
Pyrene	ND		0.0000500	1	10/17/2023 15:12	WG2151859
1-Methylnaphthalene	ND		0.000250	1	10/17/2023 15:12	WG2151859
2-Methylnaphthalene	ND		0.000250	1	10/17/2023 15:12	WG2151859
2-Chloronaphthalene	ND		0.000250	1	10/17/2023 15:12	WG2151859
(S) Nitrobenzene-d5	*86.3*		*31.0-160*		*10/17/2023 15:12*	WG2151859
(S) 2-Fluorobiphenyl	*85.8*		*48.0-148*		*10/17/2023 15:12*	WG2151859
(S) p-Terphenyl-d14	*88.9*		*37.0-146*		*10/17/2023 15:12*	WG2151859

Volatile Organic Compounds (GC) by Method 8015D/GRO

Analyte	Result mg/l	Qualifier	RDL mg/l	Dilution	Analysis date / time	Batch
TPH (GC/FID) Low Fraction	ND		0.100	1	10/19/2023 12:46	WG2154045
(S) a,a,a-Trifluorotoluene(FID)	*96.3*		*78.0-120*		*10/19/2023 12:46*	WG2154045

Volatile Organic Compounds (GC/MS) by Method 8260B

Analyte	Result mg/l	Qualifier	RDL mg/l	Dilution	Analysis date / time	Batch
Benzene	ND		0.00100	1	10/15/2023 05:25	WG2151529
Toluene	ND		0.00100	1	10/15/2023 05:25	WG2151529
Ethylbenzene	ND		0.00100	1	10/15/2023 05:25	WG2151529
Total Xylenes	ND		0.00300	1	10/15/2023 05:25	WG2151529
(S) Toluene-d8	*112*		*80.0-120*		*10/15/2023 05:25*	WG2151529
(S) 4-Bromofluorobenzene	*117*		*77.0-126*		*10/15/2023 05:25*	WG2151529
(S) 1,2-Dichloroethane-d4	*102*		*70.0-130*		*10/15/2023 05:25*	WG2151529

Semi-Volatile Organic Compounds (GC) by Method 8015

Analyte	Result mg/l	Qualifier	RDL mg/l	Dilution	Analysis date / time	Batch
C10-C28 Diesel Range	ND		0.100	1	10/24/2023 14:25	WG2156771
C28-C40 Oil Range	ND		0.100	1	10/24/2023 14:25	WG2156771
(S) o-Terphenyl	*126*		*52.0-156*		*10/24/2023 14:25*	WG2156771

Semi Volatile Organic Compounds (GC/MS) by Method 8270C-SIM

Analyte	Result mg/l	Qualifier	RDL mg/l	Dilution	Analysis date / time	Batch
Anthracene	ND		0.0000500	1	10/17/2023 15:29	WG2151859
Acenaphthene	ND		0.0000500	1	10/17/2023 15:29	WG2151859
Acenaphthylene	ND		0.0000500	1	10/17/2023 15:29	WG2151859
Benzo(a)anthracene	ND		0.0000500	1	10/17/2023 15:29	WG2151859
Benzo(a)pyrene	ND		0.0000500	1	10/17/2023 15:29	WG2151859
Benzo(b)fluoranthene	ND		0.0000500	1	10/17/2023 15:29	WG2151859
Benzo(g,h,i)perylene	ND		0.0000500	1	10/17/2023 15:29	WG2151859
Benzo(k)fluoranthene	ND		0.0000500	1	10/17/2023 15:29	WG2151859
Chrysene	ND		0.0000500	1	10/17/2023 15:29	WG2151859
Dibenz(a,h)anthracene	ND		0.0000500	1	10/17/2023 15:29	WG2151859
Fluoranthene	ND		0.000100	1	10/17/2023 15:29	WG2151859
Fluorene	ND		0.0000500	1	10/17/2023 15:29	WG2151859
Indeno(1,2,3-cd)pyrene	ND		0.0000500	1	10/17/2023 15:29	WG2151859
Naphthalene	ND		0.000250	1	10/17/2023 15:29	WG2151859
Phenanthrene	ND		0.0000500	1	10/17/2023 15:29	WG2151859
Pyrene	ND		0.0000500	1	10/17/2023 15:29	WG2151859
1-Methylnaphthalene	ND		0.000250	1	10/17/2023 15:29	WG2151859
2-Methylnaphthalene	ND		0.000250	1	10/17/2023 15:29	WG2151859
2-Chloronaphthalene	ND		0.000250	1	10/17/2023 15:29	WG2151859
(S) Nitrobenzene-d5	*95.3*		*31.0-160*		*10/17/2023 15:29*	WG2151859
(S) 2-Fluorobiphenyl	*97.4*		*48.0-148*		*10/17/2023 15:29*	WG2151859
(S) p-Terphenyl-d14	*98.4*		*37.0-146*		*10/17/2023 15:29*	WG2151859

Volatile Organic Compounds (GC) by Method 8015D/GRO

Analyte	Result mg/l	Qualifier	RDL mg/l	Dilution	Analysis date / time	Batch
TPH (GC/FID) Low Fraction	ND		0.100	1	10/19/2023 13:05	WG2154045
(S) a,a,a-Trifluorotoluene(FID)	*98.4*		*78.0-120*		*10/19/2023 13:05*	WG2154045

Volatile Organic Compounds (GC/MS) by Method 8260B

Analyte	Result mg/l	Qualifier	RDL mg/l	Dilution	Analysis date / time	Batch
Benzene	0.00137	B	0.00100	1	10/15/2023 05:46	WG2151529
Toluene	0.00258		0.00100	1	10/15/2023 05:46	WG2151529
Ethylbenzene	ND		0.00100	1	10/15/2023 05:46	WG2151529
Total Xylenes	ND		0.00300	1	10/15/2023 05:46	WG2151529
(S) Toluene-d8	*110*		*80.0-120*		*10/15/2023 05:46*	WG2151529
(S) 4-Bromofluorobenzene	*113*		*77.0-126*		*10/15/2023 05:46*	WG2151529
(S) 1,2-Dichloroethane-d4	*102*		*70.0-130*		*10/15/2023 05:46*	WG2151529

Semi-Volatile Organic Compounds (GC) by Method 8015

Analyte	Result mg/l	Qualifier	RDL mg/l	Dilution	Analysis date / time	Batch
C10-C28 Diesel Range	13.0		0.500	5	10/24/2023 23:57	WG2156771
C28-C40 Oil Range	7.42		0.500	5	10/24/2023 23:57	WG2156771
(S) o-Terphenyl	*138*		*52.0-156*		*10/24/2023 23:57*	WG2156771

Semi Volatile Organic Compounds (GC/MS) by Method 8270C-SIM

Analyte	Result mg/l	Qualifier	RDL mg/l	Dilution	Analysis date / time	Batch
Anthracene	ND		0.0000500	1	10/17/2023 15:47	WG2151859
Acenaphthene	0.0105		0.0000500	1	10/17/2023 15:47	WG2151859
Acenaphthylene	ND		0.0000500	1	10/17/2023 15:47	WG2151859
Benzo(a)anthracene	ND		0.0000500	1	10/17/2023 15:47	WG2151859
Benzo(a)pyrene	ND		0.0000500	1	10/17/2023 15:47	WG2151859
Benzo(b)fluoranthene	ND		0.0000500	1	10/17/2023 15:47	WG2151859
Benzo(g,h,i)perylene	ND		0.0000500	1	10/17/2023 15:47	WG2151859
Benzo(k)fluoranthene	ND		0.0000500	1	10/17/2023 15:47	WG2151859
Chrysene	ND		0.0000500	1	10/17/2023 15:47	WG2151859
Dibenz(a,h)anthracene	ND		0.0000500	1	10/17/2023 15:47	WG2151859
Fluoranthene	ND		0.000100	1	10/17/2023 15:47	WG2151859
Fluorene	0.00238		0.0000500	1	10/17/2023 15:47	WG2151859
Indeno(1,2,3-cd)pyrene	ND		0.0000500	1	10/17/2023 15:47	WG2151859
Naphthalene	0.550		0.0125	50	10/24/2023 00:27	WG2151859
Phenanthrene	0.000536		0.0000500	1	10/17/2023 15:47	WG2151859
Pyrene	0.0000768		0.0000500	1	10/17/2023 15:47	WG2151859
1-Methylnaphthalene	ND		0.0125	50	10/24/2023 00:27	WG2151859
2-Methylnaphthalene	0.0155		0.0125	50	10/24/2023 00:27	WG2151859
2-Chloronaphthalene	ND		0.000250	1	10/17/2023 15:47	WG2151859
(S) Nitrobenzene-d5	*0.000*	J7	*31.0-160*		*10/24/2023 00:27*	WG2151859
(S) Nitrobenzene-d5	*229*	J1	*31.0-160*		*10/17/2023 15:47*	WG2151859
(S) 2-Fluorobiphenyl	*93.2*		*48.0-148*		*10/17/2023 15:47*	WG2151859
(S) 2-Fluorobiphenyl	*122*	J7	*48.0-148*		*10/24/2023 00:27*	WG2151859
(S) p-Terphenyl-d14	*83.2*		*37.0-146*		*10/17/2023 15:47*	WG2151859
(S) p-Terphenyl-d14	*131*	J7	*37.0-146*		*10/24/2023 00:27*	WG2151859

Sample Narrative:

L1666511-03 WG2151859: Surrogate failure due to matrix interference

Volatile Organic Compounds (GC) by Method 8015D/GRO

Analyte	Result mg/l	Qualifier	RDL mg/l	Dilution	Analysis date / time	Batch
TPH (GC/FID) Low Fraction	ND		0.100	1	10/19/2023 13:25	WG2154045
(S) a,a,a-Trifluorotoluene(FID)	*95.4*		*78.0-120*		*10/19/2023 13:25*	WG2154045

Volatile Organic Compounds (GC/MS) by Method 8260B

Analyte	Result mg/l	Qualifier	RDL mg/l	Dilution	Analysis date / time	Batch
Benzene	ND		0.00100	1	10/15/2023 06:07	WG2151529
Toluene	ND		0.00100	1	10/15/2023 06:07	WG2151529
Ethylbenzene	ND		0.00100	1	10/15/2023 06:07	WG2151529
Total Xylenes	ND		0.00300	1	10/15/2023 06:07	WG2151529
(S) Toluene-d8	*114*		*80.0-120*		*10/15/2023 06:07*	WG2151529
(S) 4-Bromofluorobenzene	*120*		*77.0-126*		*10/15/2023 06:07*	WG2151529
(S) 1,2-Dichloroethane-d4	*103*		*70.0-130*		*10/15/2023 06:07*	WG2151529

Semi-Volatile Organic Compounds (GC) by Method 8015

Analyte	Result mg/l	Qualifier	RDL mg/l	Dilution	Analysis date / time	Batch
C10-C28 Diesel Range	ND		0.100	1	10/24/2023 14:45	WG2156771
C28-C40 Oil Range	ND		0.100	1	10/24/2023 14:45	WG2156771
(S) o-Terphenyl	*128*		*52.0-156*		*10/24/2023 14:45*	WG2156771

Semi Volatile Organic Compounds (GC/MS) by Method 8270C-SIM

Analyte	Result mg/l	Qualifier	RDL mg/l	Dilution	Analysis date / time	Batch
Anthracene	ND		0.0000500	1	10/17/2023 16:05	WG2151859
Acenaphthene	0.0000800		0.0000500	1	10/17/2023 16:05	WG2151859
Acenaphthylene	ND		0.0000500	1	10/17/2023 16:05	WG2151859
Benzo(a)anthracene	ND		0.0000500	1	10/17/2023 16:05	WG2151859
Benzo(a)pyrene	ND		0.0000500	1	10/17/2023 16:05	WG2151859
Benzo(b)fluoranthene	ND		0.0000500	1	10/17/2023 16:05	WG2151859
Benzo(g,h,i)perylene	ND		0.0000500	1	10/17/2023 16:05	WG2151859
Benzo(k)fluoranthene	ND		0.0000500	1	10/17/2023 16:05	WG2151859
Chrysene	ND		0.0000500	1	10/17/2023 16:05	WG2151859
Dibenz(a,h)anthracene	ND		0.0000500	1	10/17/2023 16:05	WG2151859
Fluoranthene	ND		0.000100	1	10/17/2023 16:05	WG2151859
Fluorene	ND		0.0000500	1	10/17/2023 16:05	WG2151859
Indeno(1,2,3-cd)pyrene	ND		0.0000500	1	10/17/2023 16:05	WG2151859
Naphthalene	0.000258		0.000250	1	10/17/2023 16:05	WG2151859
Phenanthrene	ND		0.0000500	1	10/17/2023 16:05	WG2151859
Pyrene	ND		0.0000500	1	10/17/2023 16:05	WG2151859
1-Methylnaphthalene	ND		0.000250	1	10/17/2023 16:05	WG2151859
2-Methylnaphthalene	ND		0.000250	1	10/17/2023 16:05	WG2151859
2-Chloronaphthalene	ND		0.000250	1	10/17/2023 16:05	WG2151859
(S) Nitrobenzene-d5	*102*		*31.0-160*		*10/17/2023 16:05*	WG2151859
(S) 2-Fluorobiphenyl	*96.3*		*48.0-148*		*10/17/2023 16:05*	WG2151859
(S) p-Terphenyl-d14	*97.9*		*37.0-146*		*10/17/2023 16:05*	WG2151859

Volatile Organic Compounds (GC) by Method 8015D/GRO

Analyte	Result mg/l	Qualifier	RDL mg/l	Dilution	Analysis date / time	Batch
TPH (GC/FID) Low Fraction	ND		0.100	1	10/19/2023 13:44	WG2154045
(S) a,a,a-Trifluorotoluene(FID)	*98.9*		*78.0-120*		*10/19/2023 13:44*	WG2154045

Volatile Organic Compounds (GC/MS) by Method 8260B

Analyte	Result mg/l	Qualifier	RDL mg/l	Dilution	Analysis date / time	Batch
Benzene	0.00143	B	0.00100	1	10/15/2023 06:28	WG2151529
Toluene	0.00280		0.00100	1	10/15/2023 06:28	WG2151529
Ethylbenzene	ND		0.00100	1	10/15/2023 06:28	WG2151529
Total Xylenes	ND		0.00300	1	10/15/2023 06:28	WG2151529
(S) Toluene-d8	*109*		*80.0-120*		*10/15/2023 06:28*	WG2151529
(S) 4-Bromofluorobenzene	*114*		*77.0-126*		*10/15/2023 06:28*	WG2151529
(S) 1,2-Dichloroethane-d4	*102*		*70.0-130*		*10/15/2023 06:28*	WG2151529

Semi-Volatile Organic Compounds (GC) by Method 8015

Analyte	Result mg/l	Qualifier	RDL mg/l	Dilution	Analysis date / time	Batch
C10-C28 Diesel Range	13.1		0.500	5	10/25/2023 00:17	WG2156771
C28-C40 Oil Range	8.62		0.500	5	10/25/2023 00:17	WG2156771
(S) o-Terphenyl	*126*		*52.0-156*		*10/25/2023 00:17*	WG2156771

Semi Volatile Organic Compounds (GC/MS) by Method 8270C-SIM

Analyte	Result mg/l	Qualifier	RDL mg/l	Dilution	Analysis date / time	Batch
Anthracene	ND		0.0000500	1	10/17/2023 16:23	WG2151859
Acenaphthene	0.00915		0.0000500	1	10/17/2023 16:23	WG2151859
Acenaphthylene	ND		0.0000500	1	10/17/2023 16:23	WG2151859
Benzo(a)anthracene	ND		0.0000500	1	10/17/2023 16:23	WG2151859
Benzo(a)pyrene	ND		0.0000500	1	10/17/2023 16:23	WG2151859
Benzo(b)fluoranthene	ND		0.0000500	1	10/17/2023 16:23	WG2151859
Benzo(g,h,i)perylene	ND		0.0000500	1	10/17/2023 16:23	WG2151859
Benzo(k)fluoranthene	ND		0.0000500	1	10/17/2023 16:23	WG2151859
Chrysene	ND		0.0000500	1	10/17/2023 16:23	WG2151859
Dibenz(a,h)anthracene	ND		0.0000500	1	10/17/2023 16:23	WG2151859
Fluoranthene	ND		0.000100	1	10/17/2023 16:23	WG2151859
Fluorene	0.00226		0.0000500	1	10/17/2023 16:23	WG2151859
Indeno(1,2,3-cd)pyrene	ND		0.0000500	1	10/17/2023 16:23	WG2151859
Naphthalene	0.485		0.0125	50	10/24/2023 00:46	WG2151859
Phenanthrene	0.000609		0.0000500	1	10/17/2023 16:23	WG2151859
Pyrene	0.0000600		0.0000500	1	10/17/2023 16:23	WG2151859
1-Methylnaphthalene	ND		0.0125	50	10/24/2023 00:46	WG2151859
2-Methylnaphthalene	0.0136		0.0125	50	10/24/2023 00:46	WG2151859
2-Chloronaphthalene	ND		0.000250	1	10/17/2023 16:23	WG2151859
(S) Nitrobenzene-d5	*0.000*	J7	*31.0-160*		*10/24/2023 00:46*	WG2151859
(S) Nitrobenzene-d5	*226*	J1	*31.0-160*		*10/17/2023 16:23*	WG2151859
(S) 2-Fluorobiphenyl	*91.6*		*48.0-148*		*10/17/2023 16:23*	WG2151859
(S) 2-Fluorobiphenyl	*117*	J7	*48.0-148*		*10/24/2023 00:46*	WG2151859
(S) p-Terphenyl-d14	*81.6*		*37.0-146*		*10/17/2023 16:23*	WG2151859
(S) p-Terphenyl-d14	*124*	J7	*37.0-146*		*10/24/2023 00:46*	WG2151859

Sample Narrative:

L1666511-05 WG2151859: Surrogate failure due to matrix interference

Volatile Organic Compounds (GC) by Method 8015D/GRO

Analyte	Result mg/l	Qualifier	RDL mg/l	Dilution	Analysis date / time	Batch
TPH (GC/FID) Low Fraction	ND		0.100	1	10/19/2023 14:03	WG2154045
(S) a,a,a-Trifluorotoluene(FID)	*96.8*		*78.0-120*		*10/19/2023 14:03*	WG2154045

Volatile Organic Compounds (GC/MS) by Method 8260B

Analyte	Result mg/l	Qualifier	RDL mg/l	Dilution	Analysis date / time	Batch
Benzene	ND		0.00100	1	10/15/2023 06:49	WG2151529
Toluene	ND		0.00100	1	10/15/2023 06:49	WG2151529
Ethylbenzene	ND		0.00100	1	10/15/2023 06:49	WG2151529
Total Xylenes	ND		0.00300	1	10/15/2023 06:49	WG2151529
(S) Toluene-d8	*114*		*80.0-120*		*10/15/2023 06:49*	WG2151529
(S) 4-Bromofluorobenzene	*123*		*77.0-126*		*10/15/2023 06:49*	WG2151529
(S) 1,2-Dichloroethane-d4	*105*		*70.0-130*		*10/15/2023 06:49*	WG2151529

Semi-Volatile Organic Compounds (GC) by Method 8015

Analyte	Result mg/l	Qualifier	RDL mg/l	Dilution	Analysis date / time	Batch
C10-C28 Diesel Range	ND		0.100	1	10/24/2023 15:05	WG2156771
C28-C40 Oil Range	ND		0.100	1	10/24/2023 15:05	WG2156771
(S) o-Terphenyl	*131*		*52.0-156*		*10/24/2023 15:05*	WG2156771

Semi Volatile Organic Compounds (GC/MS) by Method 8270C-SIM

Analyte	Result mg/l	Qualifier	RDL mg/l	Dilution	Analysis date / time	Batch
Anthracene	ND		0.0000500	1	10/17/2023 16:40	WG2151859
Acenaphthene	0.000118		0.0000500	1	10/17/2023 16:40	WG2151859
Acenaphthylene	ND		0.0000500	1	10/17/2023 16:40	WG2151859
Benzo(a)anthracene	ND		0.0000500	1	10/17/2023 16:40	WG2151859
Benzo(a)pyrene	ND		0.0000500	1	10/17/2023 16:40	WG2151859
Benzo(b)fluoranthene	ND		0.0000500	1	10/17/2023 16:40	WG2151859
Benzo(g,h,i)perylene	ND		0.0000500	1	10/17/2023 16:40	WG2151859
Benzo(k)fluoranthene	ND		0.0000500	1	10/17/2023 16:40	WG2151859
Chrysene	ND		0.0000500	1	10/17/2023 16:40	WG2151859
Dibenz(a,h)anthracene	ND		0.0000500	1	10/17/2023 16:40	WG2151859
Fluoranthene	ND		0.000100	1	10/17/2023 16:40	WG2151859
Fluorene	ND		0.0000500	1	10/17/2023 16:40	WG2151859
Indeno(1,2,3-cd)pyrene	ND		0.0000500	1	10/17/2023 16:40	WG2151859
Naphthalene	0.000424		0.000250	1	10/17/2023 16:40	WG2151859
Phenanthrene	ND		0.0000500	1	10/17/2023 16:40	WG2151859
Pyrene	ND		0.0000500	1	10/17/2023 16:40	WG2151859
1-Methylnaphthalene	ND		0.000250	1	10/17/2023 16:40	WG2151859
2-Methylnaphthalene	ND		0.000250	1	10/17/2023 16:40	WG2151859
2-Chloronaphthalene	ND		0.000250	1	10/17/2023 16:40	WG2151859
(S) Nitrobenzene-d5	*94.2*		*31.0-160*		*10/17/2023 16:40*	WG2151859
(S) 2-Fluorobiphenyl	*85.3*		*48.0-148*		*10/17/2023 16:40*	WG2151859
(S) p-Terphenyl-d14	*87.9*		*37.0-146*		*10/17/2023 16:40*	WG2151859

Volatile Organic Compounds (GC) by Method 8015D/GRO

Analyte	Result mg/l	Qualifier	RDL mg/l	Dilution	Analysis date / time	Batch
TPH (GC/FID) Low Fraction	ND		0.100	1	10/19/2023 14:23	WG2154045
(S) a,a,a-Trifluorotoluene(FID)	*98.9*		*78.0-120*		*10/19/2023 14:23*	WG2154045

Volatile Organic Compounds (GC/MS) by Method 8260B

Analyte	Result mg/l	Qualifier	RDL mg/l	Dilution	Analysis date / time	Batch
Benzene	ND		0.00100	1	10/15/2023 07:10	WG2151529
Toluene	0.00185		0.00100	1	10/15/2023 07:10	WG2151529
Ethylbenzene	ND		0.00100	1	10/15/2023 07:10	WG2151529
Total Xylenes	ND		0.00300	1	10/15/2023 07:10	WG2151529
(S) Toluene-d8	*110*		*80.0-120*		*10/15/2023 07:10*	WG2151529
(S) 4-Bromofluorobenzene	*112*		*77.0-126*		*10/15/2023 07:10*	WG2151529
(S) 1,2-Dichloroethane-d4	*105*		*70.0-130*		*10/15/2023 07:10*	WG2151529

Semi-Volatile Organic Compounds (GC) by Method 8015

Analyte	Result mg/l	Qualifier	RDL mg/l	Dilution	Analysis date / time	Batch
C10-C28 Diesel Range	12.5		0.500	5	10/24/2023 04:01	WG2154086
C28-C40 Oil Range	9.50		0.500	5	10/25/2023 10:14	WG2154086
(S) o-Terphenyl	*133*		*52.0-156*		*10/25/2023 10:14*	WG2154086
(S) o-Terphenyl	*184*	J1	*52.0-156*		*10/24/2023 04:01*	WG2154086

Sample Narrative:

L1666511-07 WG2154086: Surrogate failure due to matrix interference

Semi Volatile Organic Compounds (GC/MS) by Method 8270C-SIM

Analyte	Result mg/l	Qualifier	RDL mg/l	Dilution	Analysis date / time	Batch
Anthracene	ND		0.0000500	1	10/17/2023 16:58	WG2151859
Acenaphthene	0.00775		0.0000500	1	10/17/2023 16:58	WG2151859
Acenaphthylene	ND		0.0000500	1	10/17/2023 16:58	WG2151859
Benzo(a)anthracene	ND		0.0000500	1	10/17/2023 16:58	WG2151859
Benzo(a)pyrene	ND		0.0000500	1	10/17/2023 16:58	WG2151859
Benzo(b)fluoranthene	ND		0.0000500	1	10/17/2023 16:58	WG2151859
Benzo(g,h,i)perylene	ND		0.0000500	1	10/17/2023 16:58	WG2151859
Benzo(k)fluoranthene	ND		0.0000500	1	10/17/2023 16:58	WG2151859
Chrysene	ND		0.0000500	1	10/17/2023 16:58	WG2151859
Dibenz(a,h)anthracene	ND		0.0000500	1	10/17/2023 16:58	WG2151859
Fluoranthene	ND		0.000100	1	10/17/2023 16:58	WG2151859
Fluorene	0.00204		0.0000500	1	10/17/2023 16:58	WG2151859
Indeno(1,2,3-cd)pyrene	ND		0.0000500	1	10/17/2023 16:58	WG2151859
Naphthalene	0.404		0.0125	50	10/24/2023 01:06	WG2151859
Phenanthrene	0.000577		0.0000500	1	10/17/2023 16:58	WG2151859
Pyrene	0.0000516		0.0000500	1	10/17/2023 16:58	WG2151859
1-Methylnaphthalene	ND		0.0125	50	10/24/2023 01:06	WG2151859
2-Methylnaphthalene	ND		0.0125	50	10/24/2023 01:06	WG2151859
2-Chloronaphthalene	ND		0.000250	1	10/17/2023 16:58	WG2151859
(S) Nitrobenzene-d5	*0.000*	J7	*31.0-160*		*10/24/2023 01:06*	WG2151859
(S) Nitrobenzene-d5	*0.000*	J2	*31.0-160*		*10/17/2023 16:58*	WG2151859
(S) 2-Fluorobiphenyl	*91.1*		*48.0-148*		*10/17/2023 16:58*	WG2151859
(S) 2-Fluorobiphenyl	*127*	J7	*48.0-148*		*10/24/2023 01:06*	WG2151859
(S) p-Terphenyl-d14	*132*	J7	*37.0-146*		*10/24/2023 01:06*	WG2151859
(S) p-Terphenyl-d14	*81.6*		*37.0-146*		*10/17/2023 16:58*	WG2151859

Semi Volatile Organic Compounds (GC/MS) by Method 8270C-SIM

Analyte	Result mg/l	Qualifier	RDL mg/l	Dilution	Analysis date / time	Batch

Sample Narrative:

L1666511-07 WG2151859: Surrogate failure due to matrix interference

Volatile Organic Compounds (GC) by Method 8015D/GRO

Analyte	Result mg/l	Qualifier	RDL mg/l	Dilution	Analysis date / time	Batch
TPH (GC/FID) Low Fraction	ND		0.100	1	10/19/2023 14:42	WG2154045
(S) a,a,a-Trifluorotoluene(FID)	*97.5*		*78.0-120*		*10/19/2023 14:42*	WG2154045

Volatile Organic Compounds (GC/MS) by Method 8260B

Analyte	Result mg/l	Qualifier	RDL mg/l	Dilution	Analysis date / time	Batch
Benzene	ND		0.00100	1	10/15/2023 07:30	WG2151529
Toluene	ND		0.00100	1	10/15/2023 07:30	WG2151529
Ethylbenzene	ND		0.00100	1	10/15/2023 07:30	WG2151529
Total Xylenes	ND		0.00300	1	10/15/2023 07:30	WG2151529
(S) Toluene-d8	*111*		*80.0-120*		*10/15/2023 07:30*	WG2151529
(S) 4-Bromofluorobenzene	*119*		*77.0-126*		*10/15/2023 07:30*	WG2151529
(S) 1,2-Dichloroethane-d4	*105*		*70.0-130*		*10/15/2023 07:30*	WG2151529

Semi-Volatile Organic Compounds (GC) by Method 8015

Analyte	Result mg/l	Qualifier	RDL mg/l	Dilution	Analysis date / time	Batch
C10-C28 Diesel Range	2.30		0.100	1	10/23/2023 19:36	WG2154086
C28-C40 Oil Range	0.347		0.100	1	10/25/2023 04:31	WG2154086
(S) o-Terphenyl	*142*		*52.0-156*		*10/23/2023 19:36*	WG2154086
(S) o-Terphenyl	*139*		*52.0-156*		*10/25/2023 04:31*	WG2154086

Semi Volatile Organic Compounds (GC/MS) by Method 8270C-SIM

Analyte	Result mg/l	Qualifier	RDL mg/l	Dilution	Analysis date / time	Batch
Anthracene	ND		0.0000500	1	10/18/2023 12:00	WG2152447
Acenaphthene	0.000104		0.0000500	1	10/18/2023 12:00	WG2152447
Acenaphthylene	ND		0.0000500	1	10/18/2023 12:00	WG2152447
Benzo(a)anthracene	ND		0.0000500	1	10/18/2023 12:00	WG2152447
Benzo(a)pyrene	ND		0.0000500	1	10/18/2023 12:00	WG2152447
Benzo(b)fluoranthene	ND		0.0000500	1	10/18/2023 12:00	WG2152447
Benzo(g,h,i)perylene	ND		0.0000500	1	10/18/2023 12:00	WG2152447
Benzo(k)fluoranthene	ND		0.0000500	1	10/18/2023 12:00	WG2152447
Chrysene	ND		0.0000500	1	10/18/2023 12:00	WG2152447
Dibenz(a,h)anthracene	ND		0.0000500	1	10/18/2023 12:00	WG2152447
Fluoranthene	ND		0.000100	1	10/18/2023 12:00	WG2152447
Fluorene	0.000183		0.0000500	1	10/18/2023 12:00	WG2152447
Indeno(1,2,3-cd)pyrene	ND		0.0000500	1	10/18/2023 12:00	WG2152447
Naphthalene	ND		0.000250	1	10/18/2023 12:00	WG2152447
Phenanthrene	0.000245		0.0000500	1	10/18/2023 12:00	WG2152447
Pyrene	ND		0.0000500	1	10/18/2023 12:00	WG2152447
1-Methylnaphthalene	0.000599		0.000250	1	10/18/2023 12:00	WG2152447
2-Methylnaphthalene	0.000701		0.000250	1	10/18/2023 12:00	WG2152447
2-Chloronaphthalene	ND		0.000250	1	10/18/2023 12:00	WG2152447
(S) Nitrobenzene-d5	*116*		*31.0-160*		*10/18/2023 12:00*	WG2152447
(S) 2-Fluorobiphenyl	*90.0*		*48.0-148*		*10/18/2023 12:00*	WG2152447
(S) p-Terphenyl-d14	*85.5*		*37.0-146*		*10/18/2023 12:00*	WG2152447

Volatile Organic Compounds (GC) by Method 8015D/GRO

Analyte	Result mg/l	Qualifier	RDL mg/l	Dilution	Analysis date / time	Batch
TPH (GC/FID) Low Fraction	ND		0.100	1	10/19/2023 15:01	WG2154045
(S) a,a,a-Trifluorotoluene(FID)	*98.1*		*78.0-120*		*10/19/2023 15:01*	WG2154045

Volatile Organic Compounds (GC/MS) by Method 8260B

Analyte	Result mg/l	Qualifier	RDL mg/l	Dilution	Analysis date / time	Batch
Benzene	ND		0.00100	1	10/15/2023 07:51	WG2151529
Toluene	ND		0.00100	1	10/15/2023 07:51	WG2151529
Ethylbenzene	ND		0.00100	1	10/15/2023 07:51	WG2151529
Total Xylenes	ND		0.00300	1	10/15/2023 07:51	WG2151529
(S) Toluene-d8	*110*		*80.0-120*		*10/15/2023 07:51*	WG2151529
(S) 4-Bromofluorobenzene	*116*		*77.0-126*		*10/15/2023 07:51*	WG2151529
(S) 1,2-Dichloroethane-d4	*103*		*70.0-130*		*10/15/2023 07:51*	WG2151529

Semi-Volatile Organic Compounds (GC) by Method 8015

Analyte	Result mg/l	Qualifier	RDL mg/l	Dilution	Analysis date / time	Batch
C10-C28 Diesel Range	0.620		0.100	1	10/23/2023 19:56	WG2154086
C28-C40 Oil Range	0.158		0.100	1	10/25/2023 04:51	WG2154086
(S) o-Terphenyl	*136*		*52.0-156*		*10/25/2023 04:51*	WG2154086
(S) o-Terphenyl	*142*		*52.0-156*		*10/23/2023 19:56*	WG2154086

Semi Volatile Organic Compounds (GC/MS) by Method 8270C-SIM

Analyte	Result mg/l	Qualifier	RDL mg/l	Dilution	Analysis date / time	Batch
Anthracene	ND		0.0000500	1	10/18/2023 12:18	WG2152447
Acenaphthene	ND		0.0000500	1	10/18/2023 12:18	WG2152447
Acenaphthylene	ND		0.0000500	1	10/18/2023 12:18	WG2152447
Benzo(a)anthracene	ND		0.0000500	1	10/18/2023 12:18	WG2152447
Benzo(a)pyrene	ND		0.0000500	1	10/18/2023 12:18	WG2152447
Benzo(b)fluoranthene	ND		0.0000500	1	10/18/2023 12:18	WG2152447
Benzo(g,h,i)perylene	ND		0.0000500	1	10/18/2023 12:18	WG2152447
Benzo(k)fluoranthene	ND		0.0000500	1	10/18/2023 12:18	WG2152447
Chrysene	ND		0.0000500	1	10/18/2023 12:18	WG2152447
Dibenz(a,h)anthracene	ND		0.0000500	1	10/18/2023 12:18	WG2152447
Fluoranthene	ND		0.000100	1	10/18/2023 12:18	WG2152447
Fluorene	0.0000566		0.0000500	1	10/18/2023 12:18	WG2152447
Indeno(1,2,3-cd)pyrene	ND		0.0000500	1	10/18/2023 12:18	WG2152447
Naphthalene	ND		0.000250	1	10/18/2023 12:18	WG2152447
Phenanthrene	0.0000815		0.0000500	1	10/18/2023 12:18	WG2152447
Pyrene	ND		0.0000500	1	10/18/2023 12:18	WG2152447
1-Methylnaphthalene	ND		0.000250	1	10/18/2023 12:18	WG2152447
2-Methylnaphthalene	ND		0.000250	1	10/18/2023 12:18	WG2152447
2-Chloronaphthalene	ND		0.000250	1	10/18/2023 12:18	WG2152447
(S) Nitrobenzene-d5	*112*		*31.0-160*		*10/18/2023 12:18*	WG2152447
(S) 2-Fluorobiphenyl	*85.5*		*48.0-148*		*10/18/2023 12:18*	WG2152447
(S) p-Terphenyl-d14	*79.5*		*37.0-146*		*10/18/2023 12:18*	WG2152447

Volatile Organic Compounds (GC) by Method 8015D/GRO

Analyte	Result mg/l	Qualifier	RDL mg/l	Dilution	Analysis date / time	Batch
TPH (GC/FID) Low Fraction	ND		0.100	1	10/19/2023 15:21	WG2154045
(S) a,a,a-Trifluorotoluene(FID)	*98.4*		*78.0-120*		*10/19/2023 15:21*	WG2154045

Volatile Organic Compounds (GC/MS) by Method 8260B

Analyte	Result mg/l	Qualifier	RDL mg/l	Dilution	Analysis date / time	Batch
Benzene	ND		0.00100	1	10/15/2023 08:12	WG2151529
Toluene	ND		0.00100	1	10/15/2023 08:12	WG2151529
Ethylbenzene	ND		0.00100	1	10/15/2023 08:12	WG2151529
Total Xylenes	ND		0.00300	1	10/15/2023 08:12	WG2151529
(S) Toluene-d8	*112*		*80.0-120*		*10/15/2023 08:12*	WG2151529
(S) 4-Bromofluorobenzene	*120*		*77.0-126*		*10/15/2023 08:12*	WG2151529
(S) 1,2-Dichloroethane-d4	*105*		*70.0-130*		*10/15/2023 08:12*	WG2151529

Semi-Volatile Organic Compounds (GC) by Method 8015

Analyte	Result mg/l	Qualifier	RDL mg/l	Dilution	Analysis date / time	Batch
C10-C28 Diesel Range	1.37		0.100	1	10/23/2023 20:17	WG2154086
C28-C40 Oil Range	0.147		0.100	1	10/25/2023 05:11	WG2154086
(S) o-Terphenyl	*143*		*52.0-156*		*10/25/2023 05:11*	WG2154086
(S) o-Terphenyl	*140*		*52.0-156*		*10/23/2023 20:17*	WG2154086

Semi Volatile Organic Compounds (GC/MS) by Method 8270C-SIM

Analyte	Result mg/l	Qualifier	RDL mg/l	Dilution	Analysis date / time	Batch
Anthracene	ND		0.0000500	1	10/18/2023 12:35	WG2152447
Acenaphthene	0.000477		0.0000500	1	10/18/2023 12:35	WG2152447
Acenaphthylene	ND		0.0000500	1	10/18/2023 12:35	WG2152447
Benzo(a)anthracene	ND		0.0000500	1	10/18/2023 12:35	WG2152447
Benzo(a)pyrene	ND		0.0000500	1	10/18/2023 12:35	WG2152447
Benzo(b)fluoranthene	ND		0.0000500	1	10/18/2023 12:35	WG2152447
Benzo(g,h,i)perylene	ND		0.0000500	1	10/18/2023 12:35	WG2152447
Benzo(k)fluoranthene	ND		0.0000500	1	10/18/2023 12:35	WG2152447
Chrysene	ND		0.0000500	1	10/18/2023 12:35	WG2152447
Dibenz(a,h)anthracene	ND		0.0000500	1	10/18/2023 12:35	WG2152447
Fluoranthene	ND		0.000100	1	10/18/2023 12:35	WG2152447
Fluorene	0.00161		0.0000500	1	10/18/2023 12:35	WG2152447
Indeno(1,2,3-cd)pyrene	ND		0.0000500	1	10/18/2023 12:35	WG2152447
Naphthalene	0.00134		0.000250	1	10/18/2023 12:35	WG2152447
Phenanthrene	0.00181		0.0000500	1	10/18/2023 12:35	WG2152447
Pyrene	ND		0.0000500	1	10/18/2023 12:35	WG2152447
1-Methylnaphthalene	0.0105		0.000250	1	10/18/2023 12:35	WG2152447
2-Methylnaphthalene	0.0118		0.000250	1	10/18/2023 12:35	WG2152447
2-Chloronaphthalene	ND		0.000250	1	10/18/2023 12:35	WG2152447
(S) Nitrobenzene-d5	*63.5*		*31.0-160*		*10/18/2023 12:35*	WG2152447
(S) 2-Fluorobiphenyl	*88.0*		*48.0-148*		*10/18/2023 12:35*	WG2152447
(S) p-Terphenyl-d14	*83.5*		*37.0-146*		*10/18/2023 12:35*	WG2152447

QUALITY CONTROL SUMMARY

L1666511-01,02,03,04,05,06,07,08,09,10

Method Blank (MB)

(MB) R3988703-2 10/19/23 11:38

Analyte	MB Result mg/l	MB Qualifier	MB MDL mg/l	MB RDL mg/l
TPH (GC/FID) Low Fraction	U		0.0314	0.100
(S) a,a,a-Trifluorotoluene(FID)	*96.3*			*78.0-120*

Laboratory Control Sample (LCS)

(LCS) R3988703-1 10/19/23 10:52

Analyte	Spike Amount mg/l	LCS Result mg/l	LCS Rec. %	Rec. Limits %	LCS Qualifier
TPH (GC/FID) Low Fraction	5.50	5.78	105	72.0-127	
(S) a,a,a-Trifluorotoluene(FID)			*102*	*78.0-120*	

Method Blank (MB)

(MB) R3987957-3 10/15/23 04:42

Analyte	MB Result mg/l	MB Qualifier	MB MDL mg/l	MB RDL mg/l
Benzene	0.000316	J	0.0000941	0.00100
Toluene	U		0.000278	0.00100
Ethylbenzene	U		0.000137	0.00100
Total Xylenes	U		0.000174	0.00300
(S) Toluene-d8	*114*			*80.0-120*
(S) 4-Bromofluorobenzene	*117*			*77.0-126*
(S) 1,2-Dichloroethane-d4	*103*			*70.0-130*

Laboratory Control Sample (LCS) • Laboratory Control Sample Duplicate (LCSD)

(LCS) R3987957-1 10/15/23 03:18 • (LCSD) R3987957-2 10/15/23 03:39

Analyte	Spike Amount mg/l	LCS Result mg/l	LCSD Result mg/l	LCS Rec. %	LCSD Rec. %	Rec. Limits %	LCS Qualifier	LCSD Qualifier	RPD %	RPD Limits %
Benzene	0.00500	0.00523	0.00493	105	98.6	70.0-123			5.91	20
Toluene	0.00500	0.00488	0.00468	97.6	93.6	79.0-120			4.18	20
Ethylbenzene	0.00500	0.00457	0.00447	91.4	89.4	79.0-123			2.21	20
Total Xylenes	0.0150	0.0141	0.0136	94.0	90.7	79.0-123			3.61	20
(S) Toluene-d8				*109*	*110*	*80.0-120*				
(S) 4-Bromofluorobenzene				*115*	*114*	*77.0-126*				
(S) 1,2-Dichloroethane-d4				*106*	*102*	*70.0-130*				

QUALITY CONTROL SUMMARY

L1666511-07,08,09,10

Method Blank (MB)

(MB) R3990654-1 10/23/23 18:15

Analyte	MB Result mg/l	MB Qualifier	MB MDL mg/l	MB RDL mg/l
C10-C28 Diesel Range	U		0.0222	0.100
C28-C40 Oil Range	U		0.0118	0.100
(S) o-Terphenyl	*120*			*52.0-156*

Laboratory Control Sample (LCS) • Laboratory Control Sample Duplicate (LCSD)

(LCS) R3990654-2 10/23/23 18:35 • (LCSD) R3990654-3 10/23/23 18:56

Analyte	Spike Amount mg/l	LCS Result mg/l	LCSD Result mg/l	LCS Rec. %	LCSD Rec. %	Rec. Limits %	LCS Qualifier	LCSD Qualifier	RPD %	RPD Limits %
C10-C28 Diesel Range	1.50	1.36	1.52	90.7	101	50.0-150			11.1	20
(S) o-Terphenyl				*136*	*134*	*52.0-156*				

QUALITY CONTROL SUMMARY

L1666511-01,02,03,04,05,06

Method Blank (MB)

(MB) R3990673-3 10/24/23 14:04

Analyte	MB Result mg/l	MB Qualifier	MB MDL mg/l	MB RDL mg/l
C10-C28 Diesel Range	U		0.0222	0.100
C28-C40 Oil Range	U		0.0118	0.100
(S) o-Terphenyl	*155*			*52.0-156*

Laboratory Control Sample (LCS) • Laboratory Control Sample Duplicate (LCSD)

(LCS) R3990673-1 10/24/23 13:24 • (LCSD) R3990673-2 10/24/23 13:44

Analyte	Spike Amount mg/l	LCS Result mg/l	LCSD Result mg/l	LCS Rec. %	LCSD Rec. %	Rec. Limits %	LCS Qualifier	LCSD Qualifier	RPD %	RPD Limits %
C10-C28 Diesel Range	1.50	1.81	1.54	121	103	50.0-150			16.1	20
(S) o-Terphenyl				*151*	*136*	*52.0-156*				

Method Blank (MB)

(MB) R3988816-3 10/17/23 13:43

Analyte	MB Result mg/l	MB Qualifier	MB MDL mg/l	MB RDL mg/l
Anthracene	U		0.0000190	0.0000500
Acenaphthene	U		0.0000190	0.0000500
Acenaphthylene	U		0.0000171	0.0000500
Benzo(a)anthracene	U		0.0000203	0.0000500
Benzo(a)pyrene	U		0.0000184	0.0000500
Benzo(b)fluoranthene	U		0.0000168	0.0000500
Benzo(g,h,i)perylene	U		0.0000184	0.0000500
Benzo(k)fluoranthene	U		0.0000202	0.0000500
Chrysene	U		0.0000179	0.0000500
Dibenz(a,h)anthracene	U		0.0000160	0.0000500
Fluoranthene	U		0.0000270	0.000100
Fluorene	U		0.0000169	0.0000500
Indeno(1,2,3-cd)pyrene	U		0.0000158	0.0000500
Naphthalene	U		0.0000917	0.000250
Phenanthrene	U		0.0000180	0.0000500
Pyrene	U		0.0000169	0.0000500
1-Methylnaphthalene	U		0.0000687	0.000250
2-Methylnaphthalene	U		0.0000674	0.000250
2-Chloronaphthalene	U		0.0000682	0.000250
(S) Nitrobenzene-d5	*96.0*			*31.0-160*
(S) 2-Fluorobiphenyl	*98.5*			*48.0-148*
(S) p-Terphenyl-d14	*94.0*			*37.0-146*

Laboratory Control Sample (LCS) • Laboratory Control Sample Duplicate (LCSD)

(LCS) R3988816-1 10/17/23 13:08 • (LCSD) R3988816-2 10/17/23 13:25

Analyte	Spike Amount mg/l	LCS Result mg/l	LCSD Result mg/l	LCS Rec. %	LCSD Rec. %	Rec. Limits %	LCS Qualifier	LCSD Qualifier	RPD %	RPD Limits %
Anthracene	0.0100	0.00967	0.00934	96.7	93.4	67.0-150			3.47	20
Acenaphthene	0.0100	0.00911	0.00890	91.1	89.0	65.0-138			2.33	20
Acenaphthylene	0.0100	0.0102	0.00993	102	99.3	66.0-140			2.68	20
Benzo(a)anthracene	0.0100	0.0100	0.00960	100	96.0	61.0-140			4.08	20
Benzo(a)pyrene	0.0100	0.00967	0.00925	96.7	92.5	60.0-143			4.44	20
Benzo(b)fluoranthene	0.0100	0.00941	0.00897	94.1	89.7	58.0-141			4.79	20
Benzo(g,h,i)perylene	0.0100	0.00828	0.00792	82.8	79.2	52.0-153			4.44	20
Benzo(k)fluoranthene	0.0100	0.00907	0.00867	90.7	86.7	58.0-148			4.51	20
Chrysene	0.0100	0.0100	0.00961	100	96.1	64.0-144			3.98	20
Dibenz(a,h)anthracene	0.0100	0.00892	0.00864	89.2	86.4	52.0-155			3.19	20
Fluoranthene	0.0100	0.0103	0.00984	103	98.4	69.0-153			4.57	20

Laboratory Control Sample (LCS) • Laboratory Control Sample Duplicate (LCSD)

(LCS) R3988816-1 10/17/23 13:08 • (LCSD) R3988816-2 10/17/23 13:25

Analyte	Spike Amount mg/l	LCS Result mg/l	LCSD Result mg/l	LCS Rec. %	LCSD Rec. %	Rec. Limits %	LCS Qualifier	LCSD Qualifier	RPD %	RPD Limits %
Fluorene	0.0100	0.0106	0.0101	106	101	64.0-136			4.83	20
Indeno(1,2,3-cd)pyrene	0.0100	0.00969	0.00924	96.9	92.4	54.0-153			4.75	20
Naphthalene	0.0100	0.00988	0.00966	98.8	96.6	61.0-137			2.25	20
Phenanthrene	0.0100	0.0101	0.00973	101	97.3	62.0-137			3.73	20
Pyrene	0.0100	0.0104	0.0102	104	102	60.0-142			1.94	20
1-Methylnaphthalene	0.0100	0.0106	0.0104	106	104	66.0-142			1.90	20
2-Methylnaphthalene	0.0100	0.00996	0.00980	99.6	98.0	62.0-136			1.62	20
2-Chloronaphthalene	0.0100	0.00973	0.00954	97.3	95.4	64.0-140			1.97	20
(S) Nitrobenzene-d5				*101*	*95.0*	*31.0-160*				
(S) 2-Fluorobiphenyl				*103*	*96.5*	*48.0-148*				
(S) p-Terphenyl-d14				*90.0*	*82.5*	*37.0-146*				

Method Blank (MB)

(MB) R3989711-3 10/18/23 10:14

Analyte	MB Result mg/l	MB Qualifier	MB MDL mg/l	MB RDL mg/l
Anthracene	U		0.0000190	0.0000500
Acenaphthene	U		0.0000190	0.0000500
Acenaphthylene	U		0.0000171	0.0000500
Benzo(a)anthracene	U		0.0000203	0.0000500
Benzo(a)pyrene	U		0.0000184	0.0000500
Benzo(b)fluoranthene	U		0.0000168	0.0000500
Benzo(g,h,i)perylene	U		0.0000184	0.0000500
Benzo(k)fluoranthene	U		0.0000202	0.0000500
Chrysene	U		0.0000179	0.0000500
Dibenz(a,h)anthracene	U		0.0000160	0.0000500
Fluoranthene	U		0.0000270	0.000100
Fluorene	U		0.0000169	0.0000500
Indeno(1,2,3-cd)pyrene	U		0.0000158	0.0000500
Naphthalene	U		0.0000917	0.000250
Phenanthrene	U		0.0000180	0.0000500
Pyrene	U		0.0000169	0.0000500
1-Methylnaphthalene	U		0.0000687	0.000250
2-Methylnaphthalene	U		0.0000674	0.000250
2-Chloronaphthalene	U		0.0000682	0.000250
(S) Nitrobenzene-d5	*92.0*			*31.0-160*
(S) 2-Fluorobiphenyl	*93.0*			*48.0-148*
(S) p-Terphenyl-d14	*87.5*			*37.0-146*

Laboratory Control Sample (LCS) • Laboratory Control Sample Duplicate (LCSD)

(LCS) R3989711-1 10/18/23 09:39 • (LCSD) R3989711-2 10/18/23 09:57

Analyte	Spike Amount mg/l	LCS Result mg/l	LCSD Result mg/l	LCS Rec. %	LCSD Rec. %	Rec. Limits %	LCS Qualifier	LCSD Qualifier	RPD %	RPD Limits %
Anthracene	0.00200	0.00171	0.00174	85.5	87.0	67.0-150			1.74	20
Acenaphthene	0.00200	0.00171	0.00178	85.5	89.0	65.0-138			4.01	20
Acenaphthylene	0.00200	0.00178	0.00183	89.0	91.5	66.0-140			2.77	20
Benzo(a)anthracene	0.00200	0.00172	0.00177	86.0	88.5	61.0-140			2.87	20
Benzo(a)pyrene	0.00200	0.00168	0.00173	84.0	86.5	60.0-143			2.93	20
Benzo(b)fluoranthene	0.00200	0.00174	0.00174	87.0	87.0	58.0-141			0.000	20
Benzo(g,h,i)perylene	0.00200	0.00160	0.00165	80.0	82.5	52.0-153			3.08	20
Benzo(k)fluoranthene	0.00200	0.00167	0.00168	83.5	84.0	58.0-148			0.597	20
Chrysene	0.00200	0.00178	0.00184	89.0	92.0	64.0-144			3.31	20
Dibenz(a,h)anthracene	0.00200	0.00156	0.00160	78.0	80.0	52.0-155			2.53	20
Fluoranthene	0.00200	0.00178	0.00184	89.0	92.0	69.0-153			3.31	20

Laboratory Control Sample (LCS) • Laboratory Control Sample Duplicate (LCSD)

(LCS) R3989711-1 10/18/23 09:39 • (LCSD) R3989711-2 10/18/23 09:57

Analyte	Spike Amount mg/l	LCS Result mg/l	LCSD Result mg/l	LCS Rec. %	LCSD Rec. %	Rec. Limits %	LCS Qualifier	LCSD Qualifier	RPD %	RPD Limits %
Fluorene	0.00200	0.00181	0.00188	90.5	94.0	64.0-136			3.79	20
Indeno(1,2,3-cd)pyrene	0.00200	0.00158	0.00164	79.0	82.0	54.0-153			3.73	20
Naphthalene	0.00200	0.00183	0.00189	91.5	94.5	61.0-137			3.23	20
Phenanthrene	0.00200	0.00178	0.00185	89.0	92.5	62.0-137			3.86	20
Pyrene	0.00200	0.00183	0.00187	91.5	93.5	60.0-142			2.16	20
1-Methylnaphthalene	0.00200	0.00182	0.00189	91.0	94.5	66.0-142			3.77	20
2-Methylnaphthalene	0.00200	0.00187	0.00193	93.5	96.5	62.0-136			3.16	20
2-Chloronaphthalene	0.00200	0.00176	0.00184	88.0	92.0	64.0-140			4.44	20
(S) Nitrobenzene-d5				*93.0*	*92.5*	*31.0-160*				
(S) 2-Fluorobiphenyl				*89.0*	*92.0*	*48.0-148*				
(S) p-Terphenyl-d14				*81.0*	*82.0*	*37.0-146*				

1 Cp
2 Tc
3 Ss
4 Cn
5 Sr
6 Qc
7 Gl
8 Al
9 Sc

Guide to Reading and Understanding Your Laboratory Report

The information below is designed to better explain the various terms used in your report of analytical results from the Laboratory. This is not intended as a comprehensive explanation, and if you have additional questions please contact your project representative.

Results Disclaimer - Information that may be provided by the customer, and contained within this report, include Permit Limits, Project Name, Sample ID, Sample Matrix, Sample Preservation, Field Blanks, Field Spikes, Field Duplicates, On-Site Data, Sampling Collection Dates/Times, and Sampling Location. Results relate to the accuracy of this information provided, and as the samples are received.

Abbreviations and Definitions

MDL	Method Detection Limit.
ND	Not detected at the Reporting Limit (or MDL where applicable).
RDL	Reported Detection Limit.
Rec.	Recovery.
RPD	Relative Percent Difference.
SDG	Sample Delivery Group.
(S)	Surrogate (Surrogate Standard) - Analytes added to every blank, sample, Laboratory Control Sample/Duplicate and Matrix Spike/Duplicate; used to evaluate analytical efficiency by measuring recovery. Surrogates are not expected to be detected in all environmental media.
U	Not detected at the Reporting Limit (or MDL where applicable).
Analyte	The name of the particular compound or analysis performed. Some Analyses and Methods will have multiple analytes reported.
Dilution	If the sample matrix contains an interfering material, the sample preparation volume or weight values differ from the standard, or if concentrations of analytes in the sample are higher than the highest limit of concentration that the laboratory can accurately report, the sample may be diluted for analysis. If a value different than 1 is used in this field, the result reported has already been corrected for this factor.
Limits	These are the target % recovery ranges or % difference value that the laboratory has historically determined as normal for the method and analyte being reported. Successful QC Sample analysis will target all analytes recovered or duplicated within these ranges.
Qualifier	This column provides a letter and/or number designation that corresponds to additional information concerning the result reported. If a Qualifier is present, a definition per Qualifier is provided within the Glossary and Definitions page and potentially a discussion of possible implications of the Qualifier in the Case Narrative if applicable.
Result	The actual analytical final result (corrected for any sample specific characteristics) reported for your sample. If there was no measurable result returned for a specific analyte, the result in this column may state “ND” (Not Detected) or “BDL” (Below Detectable Levels). The information in the results column should always be accompanied by either an MDL (Method Detection Limit) or RDL (Reporting Detection Limit) that defines the lowest value that the laboratory could detect or report for this analyte.
Uncertainty (Radiochemistry)	Confidence level of 2 sigma.
Case Narrative (Cn)	A brief discussion about the included sample results, including a discussion of any non-conformances to protocol observed either at sample receipt by the laboratory from the field or during the analytical process. If present, there will be a section in the Case Narrative to discuss the meaning of any data qualifiers used in the report.
Quality Control Summary (Qc)	This section of the report includes the results of the laboratory quality control analyses required by procedure or analytical methods to assist in evaluating the validity of the results reported for your samples. These analyses are not being performed on your samples typically, but on laboratory generated material.
Sample Chain of Custody (Sc)	This is the document created in the field when your samples were initially collected. This is used to verify the time and date of collection, the person collecting the samples, and the analyses that the laboratory is requested to perform. This chain of custody also documents all persons (excluding commercial shippers) that have had control or possession of the samples from the time of collection until delivery to the laboratory for analysis.
Sample Results (Sr)	This section of your report will provide the results of all testing performed on your samples. These results are provided by sample ID and are separated by the analyses performed on each sample. The header line of each analysis section for each sample will provide the name and method number for the analysis reported.
Sample Summary (Ss)	This section of the Analytical Report defines the specific analyses performed for each sample ID, including the dates and times of preparation and/or analysis.

Qualifier	Description
B	The same analyte is found in the associated blank.
J	The identification of the analyte is acceptable; the reported value is an estimate.
J1	Surrogate recovery limits have been exceeded; values are outside upper control limits.
J2	Surrogate recovery limits have been exceeded; values are outside lower control limits.
J7	Surrogate recovery cannot be used for control limit evaluation due to dilution.

Pace Analytical National 12065 Lebanon Rd Mount Juliet, TN 37122

Alabama	40660	Nebraska	NE-OS-15-05
Alaska	17-026	Nevada	TN000032021-1
Arizona	AZ0612	New Hampshire	2975
Arkansas	88-0469	New Jersey–NELAP	TN002
California	2932	New Mexico [1]	TN00003
Colorado	TN00003	New York	11742
Connecticut	PH-0197	North Carolina	Env375
Florida	E87487	North Carolina [1]	DW21704
Georgia	NELAP	North Carolina [3]	41
Georgia [1]	923	North Dakota	R-140
Idaho	TN00003	Ohio–VAP	CL0069
Illinois	200008	Oklahoma	9915
Indiana	C-TN-01	Oregon	TN200002
Iowa	364	Pennsylvania	68-02979
Kansas	E-10277	Rhode Island	LAO000356
Kentucky [1 6]	KY90010	South Carolina	84004002
Kentucky [2]	16	South Dakota	n/a
Louisiana	AI30792	Tennessee [1 4]	2006
Louisiana	LA018	Texas	T104704245-20-18
Maine	TN00003	Texas [5]	LAB0152
Maryland	324	Utah	TN000032021-11
Massachusetts	M-TN003	Vermont	VT2006
Michigan	9958	Virginia	110033
Minnesota	047-999-395	Washington	C847
Mississippi	TN00003	West Virginia	233
Missouri	340	Wisconsin	998093910
Montana	CERT0086	Wyoming	A2LA
A2LA – ISO 17025	1461.01	AIHA-LAP,LLC EMLAP	100789
A2LA – ISO 17025 [5]	1461.02	DOD	1461.01
Canada	1461.01	USDA	P330-15-00234
EPA–Crypto	TN00003		

[1] Drinking Water [2] Underground Storage Tanks [3] Aquatic Toxicity [4] Chemical/Microbiological [5] Mold [6] Wastewater n/a Accreditation not applicable

* Not all certifications held by the laboratory are applicable to the results reported in the attached report.

* Accreditation is only applicable to the test methods specified on each scope of accreditation held by Pace Analytical.

Company Name/Address:
Rio Grande Resources Corp
219 S 2nd St
Raton, NM 87740

Billing Information:
Bruce Norquist
PO Box 1150
Grants , NM 87020

Pres Chk

Analysis / Container / Preservative

Chain of Custody Page ___ of ___

Pace PEOPLE ADVANCING SCIENCE

MT JULIET, TN
12065 Lebanon Rd Mount Juliet, TN 37122
Submitting a sample via this chain of custody constitutes acknowledgment and acceptance of the Pace Terms and Conditions found at: https://info.pacelabs.com/hubfs/pas-standard-terms.pdf

Report to: Eric Roads

Email To: eroads@enganalytics.com;tdavis@enganalytics.com

Project Description: Mt Taylor

City/State Collected: Grants, New Mexico

Please Circle: PT MT CT ET

Phone: 970-488-3111

Client Project # 111360

Lab Project # RIOGRAGNM-MTTAYLOR

SDG # L1666511

Tal I130

Collected by (print): Tyler Davis

Site/Facility ID #

P.O. #

Collected by (signature): Tyler Davis

Immediately Packed on Ice N ___ Y ✓

Rush? (Lab MUST Be Notified)
___ Same Day ___ Five Day
___ Next Day ___ 5 Day (Rad Only)
___ Two Day ___ 10 Day (Rad Only)
___ Three Day

Quote #

Date Results Needed

Acctnum: RIOGRAGNM
Template: T238214
Prelogin: P1026344
PM: 732 - Donna Eidson
PB: NG 9/22/23
Shipped Via: FedEX Ground

Sample ID	Comp/Grab	Matrix *	Depth	Date	Time	No. of Cntrs	DROOROLVI 40mlAmb-HCl-BT	GRO 40mlAmb HCl	PAHSIMLVI 40mlAmb-NoPres-WT	SV8270PAH 4ozClr-NoPres	V8260BTEX 40mlAmb-HCl	V8260BTEX 40mlAmb/MeOH10ml/Syr	Remarks	Sample # (lab only)
MT-GW-TS-2849-DW11-101023-K2	Grab	GW	2849	10-10-23	9:32	9	X	X	X		X			-01
MT-GW-TS-2849-DW11-101023-K3	Grab	GW	2849	10-10-23	1018	9	X	X	X		X			-02
MT-GW-TS-1750-DW11-101023	Grab	GW	1750	10-10-23	1209	9	X	X	X		X			-03
MT-GW-TS-1100-DW11-101023-K3	Grab	GW	1100	10-10-23	1245	9	X	X	X		X			-04
MT-GW-TS1100-DW11-101023	Grab	GW	1100	10-10-23	1342	9	X	X	X		X			-05
MT-GW-TS904-DW11-101023-K3	Grab	GW	903.6	10-10-23	1410	9	X	X	X		X			-06
MT-GW-TS904-DW11-10-10-23-	Grab	GW	903.6	10-10-23	1530	9	X	X	X		X			-07
MT-GW-TS1005-DW3-101123	Grab	GW	1005	10-11-23	1400	9	X	X	X		X			-08
MT-GW-TS-896-DW3-101123	Grab	GW	896	10-11-23	1552	9	X	X	X		X			-09
MT-GW-TS-890-DW3-101123	Grab	GW	596	10-11-23	1741	9	X	X	X		X			-10

* Matrix:
SS - Soil AIR - Air F - Filter
GW - Groundwater B - Bioassay
WW - WasteWater
DW - Drinking Water
OT - Other_____

Remarks: Some samples have effervescence that caused air bubbles after bottle was sealed.
Red cooler

pH _____ Temp _____
Flow _____ Other _____

Samples returned via:
__ UPS __ FedEx __ Courier _____

Tracking # 6841 8349 2607

Sample Receipt Checklist
COC Seal Present/Intact: __NP ✓Y __N
COC Signed/Accurate: ✓Y __N
Bottles arrive intact: ✓Y __N
Correct bottles used: ✓Y __N
Sufficient volume sent: ✓Y __N
If Applicable
VOA Zero Headspace: ✓Y __N
Preservation Correct/Checked: __Y __N
RAD Screen <0.5 mR/hr: ✓Y __N

Relinquished by : (Signature)	Date:	Time:	Received by: (Signature)	Trip Blank Received: Yes / No HCL / MeoH TBR
[signature]	10-12-2023	1725		1
Relinquished by : (Signature)	Date:	Time:	Received by: (Signature)	Temp: °C CCA830+0=3.0 Bottles Received: 90
Relinquished by : (Signature)	Date:	Time:	Received for lab by: (Signature) [signature]	Date: 10-12-23 Time: 0900

If preservation required by Login: Date/Time

Hold:

Condition: NCF / OK

ANALYTICAL REPORT

October 27, 2023

Rio Grande Resources Corp

Sample Delivery Group:	L1666516
Samples Received:	10/13/2023
Project Number:	111360
Description:	Mt Taylor
Report To:	Eric Roads 219 S 2nd St Raton, NM 87740

Entire Report Reviewed By: John V Hawkins

John Hawkins
Project Manager

Results relate only to the items tested or calibrated and are reported as rounded values. This test report shall not be reproduced, except in full, without written approval of the laboratory. Where applicable, sampling conducted by Pace Analytical National is performed per guidance provided in laboratory standard operating procedures ENV-SOP-MTJL-0067 and ENV-SOP-MTJL-0068. Where sampling conducted by the customer, results relate to the accuracy of the information provided, and as the samples are received.

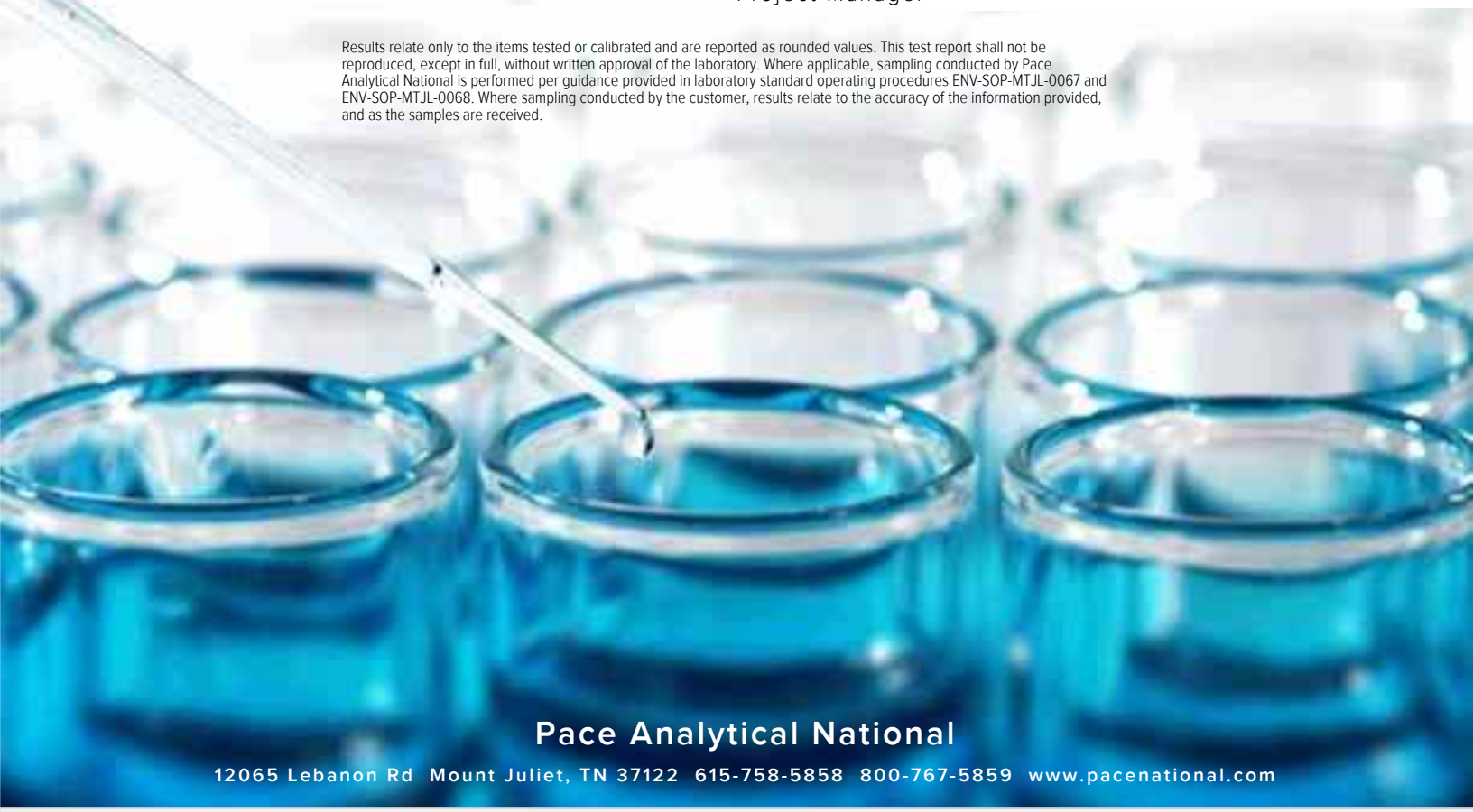

Pace Analytical National

12065 Lebanon Rd Mount Juliet, TN 37122 615-758-5858 800-767-5859 www.pacenational.com

TABLE OF CONTENTS

Cp: Cover Page 1

Tc: Table of Contents 2

Ss: Sample Summary 3

Cn: Case Narrative 5

Sr: Sample Results 6

MT-GW-PD-DW6-101023 L1666516-01 6

MT-GW-PD-DW2A-101123 L1666516-02 7

MT-GW-TS-1005-DW3-101123-K3 L1666516-03 8

MT-GW-TS-1005-DW3-101123-K2 L1666516-04 9

MT-GW-TS-1005-DW3-101123-K1 L1666516-05 10

MT-GW-TS-886-DW-101123-K3 L1666516-06 11

MT-GW-TS-596-DW3-101123-K3 L1666516-07 12

Qc: Quality Control Summary 13

Volatile Organic Compounds (GC) by Method 8015D/GRO 13

Volatile Organic Compounds (GC/MS) by Method 8260B 14

Semi-Volatile Organic Compounds (GC) by Method 8015 15

Semi Volatile Organic Compounds (GC/MS) by Method 8270C-SIM 17

Gl: Glossary of Terms 21

Al: Accreditations & Locations 22

Sc: Sample Chain of Custody 23

MT-GW-PD-DW6-101023 L1666516-01 GW

Collected by: Tyler Davis | Collected date/time: 10/10/23 16:07 | Received date/time: 10/13/23 09:00

Method	Batch	Dilution	Preparation date/time	Analysis date/time	Analyst	Location
Volatile Organic Compounds (GC) by Method 8015D/GRO	WG2155551	1	10/21/23 15:03	10/21/23 15:03	ACG	Mt. Juliet, TN
Volatile Organic Compounds (GC/MS) by Method 8260B	WG2152373	1	10/16/23 22:01	10/16/23 22:01	JBE	Mt. Juliet, TN
Semi-Volatile Organic Compounds (GC) by Method 8015	WG2154087	1	10/23/23 18:32	10/25/23 00:07	DMG	Mt. Juliet, TN
Semi Volatile Organic Compounds (GC/MS) by Method 8270C-SIM	WG2151859	1	10/17/23 08:57	10/17/23 17:16	DSH	Mt. Juliet, TN

MT-GW-PD-DW2A-101123 L1666516-02 GW

Collected by: Tyler Davis | Collected date/time: 10/11/23 08:45 | Received date/time: 10/13/23 09:00

Method	Batch	Dilution	Preparation date/time	Analysis date/time	Analyst	Location
Volatile Organic Compounds (GC) by Method 8015D/GRO	WG2155551	1	10/21/23 15:26	10/21/23 15:26	ACG	Mt. Juliet, TN
Volatile Organic Compounds (GC/MS) by Method 8260B	WG2152373	1	10/16/23 22:20	10/16/23 22:20	JBE	Mt. Juliet, TN
Semi-Volatile Organic Compounds (GC) by Method 8015	WG2156704	1	10/25/23 15:02	10/26/23 20:35	DMG	Mt. Juliet, TN
Semi Volatile Organic Compounds (GC/MS) by Method 8270C-SIM	WG2152447	1	10/17/23 16:45	10/18/23 12:53	DSH	Mt. Juliet, TN

MT-GW-TS-1005-DW3-101123-K3 L1666516-03 GW

Collected by: Tyler Davis | Collected date/time: 10/11/23 10:41 | Received date/time: 10/13/23 09:00

Method	Batch	Dilution	Preparation date/time	Analysis date/time	Analyst	Location
Volatile Organic Compounds (GC) by Method 8015D/GRO	WG2155551	1	10/21/23 15:50	10/21/23 15:50	ACG	Mt. Juliet, TN
Volatile Organic Compounds (GC/MS) by Method 8260B	WG2152373	1	10/16/23 22:39	10/16/23 22:39	JBE	Mt. Juliet, TN
Semi-Volatile Organic Compounds (GC) by Method 8015	WG2156704	1	10/25/23 15:02	10/26/23 20:55	DMG	Mt. Juliet, TN
Semi Volatile Organic Compounds (GC/MS) by Method 8270C-SIM	WG2152447	1	10/17/23 16:45	10/18/23 13:11	DSH	Mt. Juliet, TN

MT-GW-TS-1005-DW3-101123-K2 L1666516-04 GW

Collected by: Tyler Davis | Collected date/time: 10/11/23 09:33 | Received date/time: 10/13/23 09:00

Method	Batch	Dilution	Preparation date/time	Analysis date/time	Analyst	Location
Volatile Organic Compounds (GC) by Method 8015D/GRO	WG2155551	1	10/21/23 16:13	10/21/23 16:13	ACG	Mt. Juliet, TN
Volatile Organic Compounds (GC/MS) by Method 8260B	WG2152373	1	10/16/23 22:59	10/16/23 22:59	JBE	Mt. Juliet, TN
Semi-Volatile Organic Compounds (GC) by Method 8015	WG2156704	1	10/25/23 15:02	10/26/23 21:15	DMG	Mt. Juliet, TN
Semi Volatile Organic Compounds (GC/MS) by Method 8270C-SIM	WG2152447	1	10/17/23 16:45	10/18/23 13:28	DSH	Mt. Juliet, TN

MT-GW-TS-1005-DW3-101123-K1 L1666516-05 GW

Collected by: Tyler Davis | Collected date/time: 10/11/23 14:00 | Received date/time: 10/13/23 09:00

Method	Batch	Dilution	Preparation date/time	Analysis date/time	Analyst	Location
Volatile Organic Compounds (GC) by Method 8015D/GRO	WG2155551	1	10/21/23 16:36	10/21/23 16:36	ACG	Mt. Juliet, TN
Volatile Organic Compounds (GC/MS) by Method 8260B	WG2152373	1	10/16/23 23:18	10/16/23 23:18	JBE	Mt. Juliet, TN
Semi-Volatile Organic Compounds (GC) by Method 8015	WG2156704	1	10/25/23 15:02	10/26/23 21:36	DMG	Mt. Juliet, TN
Semi Volatile Organic Compounds (GC/MS) by Method 8270C-SIM	WG2152447	1	10/17/23 16:45	10/18/23 13:46	DSH	Mt. Juliet, TN

MT-GW-TS-886-DW-101123-K3 L1666516-06 GW

Collected by: Tyler Davis | Collected date/time: 10/11/23 14:45 | Received date/time: 10/13/23 09:00

Method	Batch	Dilution	Preparation date/time	Analysis date/time	Analyst	Location
Volatile Organic Compounds (GC) by Method 8015D/GRO	WG2155551	1	10/21/23 16:59	10/21/23 16:59	ACG	Mt. Juliet, TN
Volatile Organic Compounds (GC/MS) by Method 8260B	WG2152373	1	10/16/23 23:38	10/16/23 23:38	JBE	Mt. Juliet, TN
Semi-Volatile Organic Compounds (GC) by Method 8015	WG2156704	1	10/25/23 15:02	10/26/23 21:56	DMG	Mt. Juliet, TN
Semi Volatile Organic Compounds (GC/MS) by Method 8270C-SIM	WG2152447	1	10/17/23 16:45	10/18/23 14:04	DSH	Mt. Juliet, TN

MT-GW-TS-596-DW3-101123-K3 L1666516-07 GW

Collected by	Collected date/time	Received date/time
Tyler Davis	10/11/23 16:26	10/13/23 09:00

Method	Batch	Dilution	Preparation date/time	Analysis date/time	Analyst	Location
Volatile Organic Compounds (GC) by Method 8015D/GRO	WG2155551	1	10/21/23 17:22	10/21/23 17:22	ACG	Mt. Juliet, TN
Volatile Organic Compounds (GC/MS) by Method 8260B	WG2152373	1	10/16/23 23:56	10/16/23 23:56	JBE	Mt. Juliet, TN
Semi-Volatile Organic Compounds (GC) by Method 8015	WG2156704	1	10/25/23 15:02	10/26/23 22:16	DMG	Mt. Juliet, TN
Semi Volatile Organic Compounds (GC/MS) by Method 8270C-SIM	WG2152447	1	10/17/23 16:45	10/18/23 14:21	DSH	Mt. Juliet, TN

All sample aliquots were received at the correct temperature, in the proper containers, with the appropriate preservatives, and within method specified holding times, unless qualified or notated within the report. Where applicable, all MDL (LOD) and RDL (LOQ) values reported for environmental samples have been corrected for the dilution factor used in the analysis. All Method and Batch Quality Control are within established criteria except where addressed in this case narrative, a non-conformance form or properly qualified within the sample results. By my digital signature below, I affirm to the best of my knowledge, all problems/anomalies observed by the laboratory as having the potential to affect the quality of the data have been identified by the laboratory, and no information or data have been knowingly withheld that would affect the quality of the data.

John V Hawkins

John Hawkins
Project Manager

Volatile Organic Compounds (GC) by Method 8015D/GRO

Analyte	Result mg/l	Qualifier	RDL mg/l	Dilution	Analysis date / time	Batch
TPH (GC/FID) Low Fraction	ND		0.100	1	10/21/2023 15:03	WG2155551
(S) a,a,a-Trifluorotoluene(FID)	*101*		*78.0-120*		*10/21/2023 15:03*	WG2155551

Volatile Organic Compounds (GC/MS) by Method 8260B

Analyte	Result mg/l	Qualifier	RDL mg/l	Dilution	Analysis date / time	Batch
Benzene	ND		0.00100	1	10/16/2023 22:01	WG2152373
Toluene	ND		0.00100	1	10/16/2023 22:01	WG2152373
Ethylbenzene	ND		0.00100	1	10/16/2023 22:01	WG2152373
Total Xylenes	ND		0.00300	1	10/16/2023 22:01	WG2152373
(S) Toluene-d8	*79.1*	J2	*80.0-120*		*10/16/2023 22:01*	WG2152373
(S) 4-Bromofluorobenzene	*103*		*77.0-126*		*10/16/2023 22:01*	WG2152373
(S) 1,2-Dichloroethane-d4	*138*	J1	*70.0-130*		*10/16/2023 22:01*	WG2152373

Semi-Volatile Organic Compounds (GC) by Method 8015

Analyte	Result mg/l	Qualifier	RDL mg/l	Dilution	Analysis date / time	Batch
C10-C28 Diesel Range	0.115		0.100	1	10/25/2023 00:07	WG2154087
C28-C40 Oil Range	0.366		0.100	1	10/25/2023 00:07	WG2154087
(S) o-Terphenyl	*71.0*		*52.0-156*		*10/25/2023 00:07*	WG2154087

Semi Volatile Organic Compounds (GC/MS) by Method 8270C-SIM

Analyte	Result mg/l	Qualifier	RDL mg/l	Dilution	Analysis date / time	Batch
Anthracene	ND		0.0000500	1	10/17/2023 17:16	WG2151859
Acenaphthene	ND		0.0000500	1	10/17/2023 17:16	WG2151859
Acenaphthylene	ND		0.0000500	1	10/17/2023 17:16	WG2151859
Benzo(a)anthracene	ND		0.0000500	1	10/17/2023 17:16	WG2151859
Benzo(a)pyrene	ND		0.0000500	1	10/17/2023 17:16	WG2151859
Benzo(b)fluoranthene	ND		0.0000500	1	10/17/2023 17:16	WG2151859
Benzo(g,h,i)perylene	ND		0.0000500	1	10/17/2023 17:16	WG2151859
Benzo(k)fluoranthene	ND		0.0000500	1	10/17/2023 17:16	WG2151859
Chrysene	ND		0.0000500	1	10/17/2023 17:16	WG2151859
Dibenz(a,h)anthracene	ND		0.0000500	1	10/17/2023 17:16	WG2151859
Fluoranthene	ND		0.000100	1	10/17/2023 17:16	WG2151859
Fluorene	ND		0.0000500	1	10/17/2023 17:16	WG2151859
Indeno(1,2,3-cd)pyrene	ND		0.0000500	1	10/17/2023 17:16	WG2151859
Naphthalene	ND		0.000250	1	10/17/2023 17:16	WG2151859
Phenanthrene	ND		0.0000500	1	10/17/2023 17:16	WG2151859
Pyrene	ND		0.0000500	1	10/17/2023 17:16	WG2151859
1-Methylnaphthalene	ND		0.000250	1	10/17/2023 17:16	WG2151859
2-Methylnaphthalene	ND		0.000250	1	10/17/2023 17:16	WG2151859
2-Chloronaphthalene	ND		0.000250	1	10/17/2023 17:16	WG2151859
(S) Nitrobenzene-d5	*103*		*31.0-160*		*10/17/2023 17:16*	WG2151859
(S) 2-Fluorobiphenyl	*95.8*		*48.0-148*		*10/17/2023 17:16*	WG2151859
(S) p-Terphenyl-d14	*93.7*		*37.0-146*		*10/17/2023 17:16*	WG2151859

Volatile Organic Compounds (GC) by Method 8015D/GRO

Analyte	Result mg/l	Qualifier	RDL mg/l	Dilution	Analysis date / time	Batch
TPH (GC/FID) Low Fraction	ND		0.100	1	10/21/2023 15:26	WG2155551
(S) a,a,a-Trifluorotoluene(FID)	*101*		*78.0-120*		*10/21/2023 15:26*	WG2155551

Volatile Organic Compounds (GC/MS) by Method 8260B

Analyte	Result mg/l	Qualifier	RDL mg/l	Dilution	Analysis date / time	Batch
Benzene	ND		0.00100	1	10/16/2023 22:20	WG2152373
Toluene	ND		0.00100	1	10/16/2023 22:20	WG2152373
Ethylbenzene	ND		0.00100	1	10/16/2023 22:20	WG2152373
Total Xylenes	ND		0.00300	1	10/16/2023 22:20	WG2152373
(S) Toluene-d8	*80.4*		*80.0-120*		*10/16/2023 22:20*	WG2152373
(S) 4-Bromofluorobenzene	*103*		*77.0-126*		*10/16/2023 22:20*	WG2152373
(S) 1,2-Dichloroethane-d4	*115*		*70.0-130*		*10/16/2023 22:20*	WG2152373

Semi-Volatile Organic Compounds (GC) by Method 8015

Analyte	Result mg/l	Qualifier	RDL mg/l	Dilution	Analysis date / time	Batch
C10-C28 Diesel Range	ND		0.100	1	10/26/2023 20:35	WG2156704
C28-C40 Oil Range	ND		0.100	1	10/26/2023 20:35	WG2156704
(S) o-Terphenyl	*96.5*		*52.0-156*		*10/26/2023 20:35*	WG2156704

Semi Volatile Organic Compounds (GC/MS) by Method 8270C-SIM

Analyte	Result mg/l	Qualifier	RDL mg/l	Dilution	Analysis date / time	Batch
Anthracene	ND		0.0000500	1	10/18/2023 12:53	WG2152447
Acenaphthene	ND		0.0000500	1	10/18/2023 12:53	WG2152447
Acenaphthylene	ND		0.0000500	1	10/18/2023 12:53	WG2152447
Benzo(a)anthracene	ND		0.0000500	1	10/18/2023 12:53	WG2152447
Benzo(a)pyrene	ND		0.0000500	1	10/18/2023 12:53	WG2152447
Benzo(b)fluoranthene	ND		0.0000500	1	10/18/2023 12:53	WG2152447
Benzo(g,h,i)perylene	ND		0.0000500	1	10/18/2023 12:53	WG2152447
Benzo(k)fluoranthene	ND		0.0000500	1	10/18/2023 12:53	WG2152447
Chrysene	ND		0.0000500	1	10/18/2023 12:53	WG2152447
Dibenz(a,h)anthracene	ND		0.0000500	1	10/18/2023 12:53	WG2152447
Fluoranthene	ND		0.000100	1	10/18/2023 12:53	WG2152447
Fluorene	ND		0.0000500	1	10/18/2023 12:53	WG2152447
Indeno(1,2,3-cd)pyrene	ND		0.0000500	1	10/18/2023 12:53	WG2152447
Naphthalene	ND		0.000250	1	10/18/2023 12:53	WG2152447
Phenanthrene	ND		0.0000500	1	10/18/2023 12:53	WG2152447
Pyrene	ND		0.0000500	1	10/18/2023 12:53	WG2152447
1-Methylnaphthalene	ND		0.000250	1	10/18/2023 12:53	WG2152447
2-Methylnaphthalene	ND		0.000250	1	10/18/2023 12:53	WG2152447
2-Chloronaphthalene	ND		0.000250	1	10/18/2023 12:53	WG2152447
(S) Nitrobenzene-d5	*89.0*		*31.0-160*		*10/18/2023 12:53*	WG2152447
(S) 2-Fluorobiphenyl	*90.0*		*48.0-148*		*10/18/2023 12:53*	WG2152447
(S) p-Terphenyl-d14	*85.0*		*37.0-146*		*10/18/2023 12:53*	WG2152447

Volatile Organic Compounds (GC) by Method 8015D/GRO

Analyte	Result mg/l	Qualifier	RDL mg/l	Dilution	Analysis date / time	Batch
TPH (GC/FID) Low Fraction	ND		0.100	1	10/21/2023 15:50	WG2155551
(S) a,a,a-Trifluorotoluene(FID)	*101*		*78.0-120*		*10/21/2023 15:50*	WG2155551

Volatile Organic Compounds (GC/MS) by Method 8260B

Analyte	Result mg/l	Qualifier	RDL mg/l	Dilution	Analysis date / time	Batch
Benzene	ND		0.00100	1	10/16/2023 22:39	WG2152373
Toluene	ND		0.00100	1	10/16/2023 22:39	WG2152373
Ethylbenzene	ND		0.00100	1	10/16/2023 22:39	WG2152373
Total Xylenes	ND		0.00300	1	10/16/2023 22:39	WG2152373
(S) Toluene-d8	*99.1*		*80.0-120*		*10/16/2023 22:39*	WG2152373
(S) 4-Bromofluorobenzene	*119*		*77.0-126*		*10/16/2023 22:39*	WG2152373
(S) 1,2-Dichloroethane-d4	*141*	J1	*70.0-130*		*10/16/2023 22:39*	WG2152373

Semi-Volatile Organic Compounds (GC) by Method 8015

Analyte	Result mg/l	Qualifier	RDL mg/l	Dilution	Analysis date / time	Batch
C10-C28 Diesel Range	ND		0.100	1	10/26/2023 20:55	WG2156704
C28-C40 Oil Range	ND		0.100	1	10/26/2023 20:55	WG2156704
(S) o-Terphenyl	*112*		*52.0-156*		*10/26/2023 20:55*	WG2156704

Semi Volatile Organic Compounds (GC/MS) by Method 8270C-SIM

Analyte	Result mg/l	Qualifier	RDL mg/l	Dilution	Analysis date / time	Batch
Anthracene	ND		0.0000500	1	10/18/2023 13:11	WG2152447
Acenaphthene	ND		0.0000500	1	10/18/2023 13:11	WG2152447
Acenaphthylene	ND		0.0000500	1	10/18/2023 13:11	WG2152447
Benzo(a)anthracene	ND		0.0000500	1	10/18/2023 13:11	WG2152447
Benzo(a)pyrene	ND		0.0000500	1	10/18/2023 13:11	WG2152447
Benzo(b)fluoranthene	ND		0.0000500	1	10/18/2023 13:11	WG2152447
Benzo(g,h,i)perylene	ND		0.0000500	1	10/18/2023 13:11	WG2152447
Benzo(k)fluoranthene	ND		0.0000500	1	10/18/2023 13:11	WG2152447
Chrysene	ND		0.0000500	1	10/18/2023 13:11	WG2152447
Dibenz(a,h)anthracene	ND		0.0000500	1	10/18/2023 13:11	WG2152447
Fluoranthene	ND		0.000100	1	10/18/2023 13:11	WG2152447
Fluorene	ND		0.0000500	1	10/18/2023 13:11	WG2152447
Indeno(1,2,3-cd)pyrene	ND		0.0000500	1	10/18/2023 13:11	WG2152447
Naphthalene	ND		0.000250	1	10/18/2023 13:11	WG2152447
Phenanthrene	ND		0.0000500	1	10/18/2023 13:11	WG2152447
Pyrene	ND		0.0000500	1	10/18/2023 13:11	WG2152447
1-Methylnaphthalene	ND		0.000250	1	10/18/2023 13:11	WG2152447
2-Methylnaphthalene	ND		0.000250	1	10/18/2023 13:11	WG2152447
2-Chloronaphthalene	ND		0.000250	1	10/18/2023 13:11	WG2152447
(S) Nitrobenzene-d5	*94.5*		*31.0-160*		*10/18/2023 13:11*	WG2152447
(S) 2-Fluorobiphenyl	*92.5*		*48.0-148*		*10/18/2023 13:11*	WG2152447
(S) p-Terphenyl-d14	*89.0*		*37.0-146*		*10/18/2023 13:11*	WG2152447

Volatile Organic Compounds (GC) by Method 8015D/GRO

Analyte	Result mg/l	Qualifier	RDL mg/l	Dilution	Analysis date / time	Batch
TPH (GC/FID) Low Fraction	ND		0.100	1	10/21/2023 16:13	WG2155551
(S) a,a,a-Trifluorotoluene(FID)	*101*		*78.0-120*		*10/21/2023 16:13*	WG2155551

Volatile Organic Compounds (GC/MS) by Method 8260B

Analyte	Result mg/l	Qualifier	RDL mg/l	Dilution	Analysis date / time	Batch
Benzene	ND		0.00100	1	10/16/2023 22:59	WG2152373
Toluene	ND		0.00100	1	10/16/2023 22:59	WG2152373
Ethylbenzene	ND		0.00100	1	10/16/2023 22:59	WG2152373
Total Xylenes	ND		0.00300	1	10/16/2023 22:59	WG2152373
(S) Toluene-d8	*94.6*		*80.0-120*		*10/16/2023 22:59*	WG2152373
(S) 4-Bromofluorobenzene	*103*		*77.0-126*		*10/16/2023 22:59*	WG2152373
(S) 1,2-Dichloroethane-d4	*129*		*70.0-130*		*10/16/2023 22:59*	WG2152373

Semi-Volatile Organic Compounds (GC) by Method 8015

Analyte	Result mg/l	Qualifier	RDL mg/l	Dilution	Analysis date / time	Batch
C10-C28 Diesel Range	ND		0.100	1	10/26/2023 21:15	WG2156704
C28-C40 Oil Range	ND		0.100	1	10/26/2023 21:15	WG2156704
(S) o-Terphenyl	*103*		*52.0-156*		*10/26/2023 21:15*	WG2156704

Semi Volatile Organic Compounds (GC/MS) by Method 8270C-SIM

Analyte	Result mg/l	Qualifier	RDL mg/l	Dilution	Analysis date / time	Batch
Anthracene	ND		0.0000500	1	10/18/2023 13:28	WG2152447
Acenaphthene	ND		0.0000500	1	10/18/2023 13:28	WG2152447
Acenaphthylene	ND		0.0000500	1	10/18/2023 13:28	WG2152447
Benzo(a)anthracene	ND		0.0000500	1	10/18/2023 13:28	WG2152447
Benzo(a)pyrene	ND		0.0000500	1	10/18/2023 13:28	WG2152447
Benzo(b)fluoranthene	ND		0.0000500	1	10/18/2023 13:28	WG2152447
Benzo(g,h,i)perylene	ND		0.0000500	1	10/18/2023 13:28	WG2152447
Benzo(k)fluoranthene	ND		0.0000500	1	10/18/2023 13:28	WG2152447
Chrysene	ND		0.0000500	1	10/18/2023 13:28	WG2152447
Dibenz(a,h)anthracene	ND		0.0000500	1	10/18/2023 13:28	WG2152447
Fluoranthene	ND		0.000100	1	10/18/2023 13:28	WG2152447
Fluorene	ND		0.0000500	1	10/18/2023 13:28	WG2152447
Indeno(1,2,3-cd)pyrene	ND		0.0000500	1	10/18/2023 13:28	WG2152447
Naphthalene	ND		0.000250	1	10/18/2023 13:28	WG2152447
Phenanthrene	ND		0.0000500	1	10/18/2023 13:28	WG2152447
Pyrene	ND		0.0000500	1	10/18/2023 13:28	WG2152447
1-Methylnaphthalene	ND		0.000250	1	10/18/2023 13:28	WG2152447
2-Methylnaphthalene	ND		0.000250	1	10/18/2023 13:28	WG2152447
2-Chloronaphthalene	ND		0.000250	1	10/18/2023 13:28	WG2152447
(S) Nitrobenzene-d5	*90.0*		*31.0-160*		*10/18/2023 13:28*	WG2152447
(S) 2-Fluorobiphenyl	*91.5*		*48.0-148*		*10/18/2023 13:28*	WG2152447
(S) p-Terphenyl-d14	*87.5*		*37.0-146*		*10/18/2023 13:28*	WG2152447

Volatile Organic Compounds (GC) by Method 8015D/GRO

Analyte	Result mg/l	Qualifier	RDL mg/l	Dilution	Analysis date / time	Batch
TPH (GC/FID) Low Fraction	ND		0.100	1	10/21/2023 16:36	WG2155551
(S) a,a,a-Trifluorotoluene(FID)	*102*		*78.0-120*		*10/21/2023 16:36*	WG2155551

Volatile Organic Compounds (GC/MS) by Method 8260B

Analyte	Result mg/l	Qualifier	RDL mg/l	Dilution	Analysis date / time	Batch
Benzene	ND		0.00100	1	10/16/2023 23:18	WG2152373
Toluene	ND		0.00100	1	10/16/2023 23:18	WG2152373
Ethylbenzene	ND		0.00100	1	10/16/2023 23:18	WG2152373
Total Xylenes	ND		0.00300	1	10/16/2023 23:18	WG2152373
(S) Toluene-d8	*86.3*		*80.0-120*		*10/16/2023 23:18*	WG2152373
(S) 4-Bromofluorobenzene	*115*		*77.0-126*		*10/16/2023 23:18*	WG2152373
(S) 1,2-Dichloroethane-d4	*123*		*70.0-130*		*10/16/2023 23:18*	WG2152373

Semi-Volatile Organic Compounds (GC) by Method 8015

Analyte	Result mg/l	Qualifier	RDL mg/l	Dilution	Analysis date / time	Batch
C10-C28 Diesel Range	1.70		0.100	1	10/26/2023 21:36	WG2156704
C28-C40 Oil Range	0.156		0.100	1	10/26/2023 21:36	WG2156704
(S) o-Terphenyl	*129*		*52.0-156*		*10/26/2023 21:36*	WG2156704

Semi Volatile Organic Compounds (GC/MS) by Method 8270C-SIM

Analyte	Result mg/l	Qualifier	RDL mg/l	Dilution	Analysis date / time	Batch
Anthracene	ND		0.0000500	1	10/18/2023 13:46	WG2152447
Acenaphthene	0.000111		0.0000500	1	10/18/2023 13:46	WG2152447
Acenaphthylene	ND		0.0000500	1	10/18/2023 13:46	WG2152447
Benzo(a)anthracene	ND		0.0000500	1	10/18/2023 13:46	WG2152447
Benzo(a)pyrene	ND		0.0000500	1	10/18/2023 13:46	WG2152447
Benzo(b)fluoranthene	ND		0.0000500	1	10/18/2023 13:46	WG2152447
Benzo(g,h,i)perylene	ND		0.0000500	1	10/18/2023 13:46	WG2152447
Benzo(k)fluoranthene	ND		0.0000500	1	10/18/2023 13:46	WG2152447
Chrysene	ND		0.0000500	1	10/18/2023 13:46	WG2152447
Dibenz(a,h)anthracene	ND		0.0000500	1	10/18/2023 13:46	WG2152447
Fluoranthene	ND		0.000100	1	10/18/2023 13:46	WG2152447
Fluorene	0.000180		0.0000500	1	10/18/2023 13:46	WG2152447
Indeno(1,2,3-cd)pyrene	ND		0.0000500	1	10/18/2023 13:46	WG2152447
Naphthalene	ND		0.000250	1	10/18/2023 13:46	WG2152447
Phenanthrene	0.000252		0.0000500	1	10/18/2023 13:46	WG2152447
Pyrene	ND		0.0000500	1	10/18/2023 13:46	WG2152447
1-Methylnaphthalene	0.000580		0.000250	1	10/18/2023 13:46	WG2152447
2-Methylnaphthalene	0.000680		0.000250	1	10/18/2023 13:46	WG2152447
2-Chloronaphthalene	ND		0.000250	1	10/18/2023 13:46	WG2152447
(S) Nitrobenzene-d5	*116*		*31.0-160*		*10/18/2023 13:46*	WG2152447
(S) 2-Fluorobiphenyl	*86.5*		*48.0-148*		*10/18/2023 13:46*	WG2152447
(S) p-Terphenyl-d14	*83.5*		*37.0-146*		*10/18/2023 13:46*	WG2152447

Volatile Organic Compounds (GC) by Method 8015D/GRO

Analyte	Result mg/l	Qualifier	RDL mg/l	Dilution	Analysis date / time	Batch
TPH (GC/FID) Low Fraction	ND		0.100	1	10/21/2023 16:59	WG2155551
(S) a,a,a-Trifluorotoluene(FID)	*101*		*78.0-120*		*10/21/2023 16:59*	WG2155551

Volatile Organic Compounds (GC/MS) by Method 8260B

Analyte	Result mg/l	Qualifier	RDL mg/l	Dilution	Analysis date / time	Batch
Benzene	ND		0.00100	1	10/16/2023 23:38	WG2152373
Toluene	ND		0.00100	1	10/16/2023 23:38	WG2152373
Ethylbenzene	ND		0.00100	1	10/16/2023 23:38	WG2152373
Total Xylenes	ND		0.00300	1	10/16/2023 23:38	WG2152373
(S) Toluene-d8	*91.4*		*80.0-120*		*10/16/2023 23:38*	WG2152373
(S) 4-Bromofluorobenzene	*87.4*		*77.0-126*		*10/16/2023 23:38*	WG2152373
(S) 1,2-Dichloroethane-d4	*110*		*70.0-130*		*10/16/2023 23:38*	WG2152373

Semi-Volatile Organic Compounds (GC) by Method 8015

Analyte	Result mg/l	Qualifier	RDL mg/l	Dilution	Analysis date / time	Batch
C10-C28 Diesel Range	ND		0.100	1	10/26/2023 21:56	WG2156704
C28-C40 Oil Range	ND		0.100	1	10/26/2023 21:56	WG2156704
(S) o-Terphenyl	*116*		*52.0-156*		*10/26/2023 21:56*	WG2156704

Semi Volatile Organic Compounds (GC/MS) by Method 8270C-SIM

Analyte	Result mg/l	Qualifier	RDL mg/l	Dilution	Analysis date / time	Batch
Anthracene	ND		0.0000500	1	10/18/2023 14:04	WG2152447
Acenaphthene	ND		0.0000500	1	10/18/2023 14:04	WG2152447
Acenaphthylene	ND		0.0000500	1	10/18/2023 14:04	WG2152447
Benzo(a)anthracene	ND		0.0000500	1	10/18/2023 14:04	WG2152447
Benzo(a)pyrene	ND		0.0000500	1	10/18/2023 14:04	WG2152447
Benzo(b)fluoranthene	ND		0.0000500	1	10/18/2023 14:04	WG2152447
Benzo(g,h,i)perylene	ND		0.0000500	1	10/18/2023 14:04	WG2152447
Benzo(k)fluoranthene	ND		0.0000500	1	10/18/2023 14:04	WG2152447
Chrysene	ND		0.0000500	1	10/18/2023 14:04	WG2152447
Dibenz(a,h)anthracene	ND		0.0000500	1	10/18/2023 14:04	WG2152447
Fluoranthene	ND		0.000100	1	10/18/2023 14:04	WG2152447
Fluorene	ND		0.0000500	1	10/18/2023 14:04	WG2152447
Indeno(1,2,3-cd)pyrene	ND		0.0000500	1	10/18/2023 14:04	WG2152447
Naphthalene	ND		0.000250	1	10/18/2023 14:04	WG2152447
Phenanthrene	ND		0.0000500	1	10/18/2023 14:04	WG2152447
Pyrene	ND		0.0000500	1	10/18/2023 14:04	WG2152447
1-Methylnaphthalene	ND		0.000250	1	10/18/2023 14:04	WG2152447
2-Methylnaphthalene	ND		0.000250	1	10/18/2023 14:04	WG2152447
2-Chloronaphthalene	ND		0.000250	1	10/18/2023 14:04	WG2152447
(S) Nitrobenzene-d5	*87.0*		*31.0-160*		*10/18/2023 14:04*	WG2152447
(S) 2-Fluorobiphenyl	*88.5*		*48.0-148*		*10/18/2023 14:04*	WG2152447
(S) p-Terphenyl-d14	*83.0*		*37.0-146*		*10/18/2023 14:04*	WG2152447

Volatile Organic Compounds (GC) by Method 8015D/GRO

Analyte	Result mg/l	Qualifier	RDL mg/l	Dilution	Analysis date / time	Batch
TPH (GC/FID) Low Fraction	ND		0.100	1	10/21/2023 17:22	WG2155551
(S) a,a,a-Trifluorotoluene(FID)	*102*		*78.0-120*		*10/21/2023 17:22*	WG2155551

Volatile Organic Compounds (GC/MS) by Method 8260B

Analyte	Result mg/l	Qualifier	RDL mg/l	Dilution	Analysis date / time	Batch
Benzene	ND		0.00100	1	10/16/2023 23:56	WG2152373
Toluene	ND		0.00100	1	10/16/2023 23:56	WG2152373
Ethylbenzene	ND		0.00100	1	10/16/2023 23:56	WG2152373
Total Xylenes	ND		0.00300	1	10/16/2023 23:56	WG2152373
(S) Toluene-d8	*90.2*		*80.0-120*		*10/16/2023 23:56*	WG2152373
(S) 4-Bromofluorobenzene	*98.9*		*77.0-126*		*10/16/2023 23:56*	WG2152373
(S) 1,2-Dichloroethane-d4	*121*		*70.0-130*		*10/16/2023 23:56*	WG2152373

Semi-Volatile Organic Compounds (GC) by Method 8015

Analyte	Result mg/l	Qualifier	RDL mg/l	Dilution	Analysis date / time	Batch
C10-C28 Diesel Range	ND		0.100	1	10/26/2023 22:16	WG2156704
C28-C40 Oil Range	ND		0.100	1	10/26/2023 22:16	WG2156704
(S) o-Terphenyl	*117*		*52.0-156*		*10/26/2023 22:16*	WG2156704

Semi Volatile Organic Compounds (GC/MS) by Method 8270C-SIM

Analyte	Result mg/l	Qualifier	RDL mg/l	Dilution	Analysis date / time	Batch
Anthracene	ND		0.0000500	1	10/18/2023 14:21	WG2152447
Acenaphthene	ND		0.0000500	1	10/18/2023 14:21	WG2152447
Acenaphthylene	ND		0.0000500	1	10/18/2023 14:21	WG2152447
Benzo(a)anthracene	ND		0.0000500	1	10/18/2023 14:21	WG2152447
Benzo(a)pyrene	ND		0.0000500	1	10/18/2023 14:21	WG2152447
Benzo(b)fluoranthene	ND		0.0000500	1	10/18/2023 14:21	WG2152447
Benzo(g,h,i)perylene	ND		0.0000500	1	10/18/2023 14:21	WG2152447
Benzo(k)fluoranthene	ND		0.0000500	1	10/18/2023 14:21	WG2152447
Chrysene	ND		0.0000500	1	10/18/2023 14:21	WG2152447
Dibenz(a,h)anthracene	ND		0.0000500	1	10/18/2023 14:21	WG2152447
Fluoranthene	ND		0.000100	1	10/18/2023 14:21	WG2152447
Fluorene	ND		0.0000500	1	10/18/2023 14:21	WG2152447
Indeno(1,2,3-cd)pyrene	ND		0.0000500	1	10/18/2023 14:21	WG2152447
Naphthalene	ND		0.000250	1	10/18/2023 14:21	WG2152447
Phenanthrene	ND		0.0000500	1	10/18/2023 14:21	WG2152447
Pyrene	ND		0.0000500	1	10/18/2023 14:21	WG2152447
1-Methylnaphthalene	ND		0.000250	1	10/18/2023 14:21	WG2152447
2-Methylnaphthalene	ND		0.000250	1	10/18/2023 14:21	WG2152447
2-Chloronaphthalene	ND		0.000250	1	10/18/2023 14:21	WG2152447
(S) Nitrobenzene-d5	*89.5*		*31.0-160*		*10/18/2023 14:21*	WG2152447
(S) 2-Fluorobiphenyl	*89.0*		*48.0-148*		*10/18/2023 14:21*	WG2152447
(S) p-Terphenyl-d14	*85.0*		*37.0-146*		*10/18/2023 14:21*	WG2152447

Method Blank (MB)

(MB) R3990324-3 10/21/23 13:43

Analyte	MB Result mg/l	MB Qualifier	MB MDL mg/l	MB RDL mg/l
TPH (GC/FID) Low Fraction	U		0.0314	0.100
(S) a,a,a-Trifluorotoluene(FID)	*101*			*78.0-120*

Laboratory Control Sample (LCS) • Laboratory Control Sample Duplicate (LCSD)

(LCS) R3990324-1 10/21/23 12:34 • (LCSD) R3990324-2 10/21/23 12:57

Analyte	Spike Amount mg/l	LCS Result mg/l	LCSD Result mg/l	LCS Rec. %	LCSD Rec. %	Rec. Limits %	LCS Qualifier	LCSD Qualifier	RPD %	RPD Limits %
TPH (GC/FID) Low Fraction	5.50	5.42	5.40	98.5	98.2	72.0-127			0.370	20
(S) a,a,a-Trifluorotoluene(FID)				*104*	*104*	*78.0-120*				

Method Blank (MB)

(MB) R3988570-3 10/16/23 21:07

Analyte	MB Result mg/l	MB Qualifier	MB MDL mg/l	MB RDL mg/l
Benzene	U		0.0000941	0.00100
Toluene	U		0.000278	0.00100
Ethylbenzene	U		0.000137	0.00100
Total Xylenes	U		0.000174	0.00300
(S) Toluene-d8	*86.7*			*80.0-120*
(S) 4-Bromofluorobenzene	*104*			*77.0-126*
(S) 1,2-Dichloroethane-d4	*127*			*70.0-130*

Laboratory Control Sample (LCS) • Laboratory Control Sample Duplicate (LCSD)

(LCS) R3988570-1 10/16/23 19:49 • (LCSD) R3988570-2 10/16/23 20:09

Analyte	Spike Amount mg/l	LCS Result mg/l	LCSD Result mg/l	LCS Rec. %	LCSD Rec. %	Rec. Limits %	LCS Qualifier	LCSD Qualifier	RPD %	RPD Limits %
Benzene	0.00500	0.00574	0.00552	115	110	70.0-123			3.91	20
Toluene	0.00500	0.00563	0.00513	113	103	79.0-120			9.29	20
Ethylbenzene	0.00500	0.00507	0.00500	101	100	79.0-123			1.39	20
Total Xylenes	0.0150	0.0176	0.0156	117	104	79.0-123			12.0	20
(S) Toluene-d8				*105*	*94.8*	*80.0-120*				
(S) 4-Bromofluorobenzene				*122*	*106*	*77.0-126*				
(S) 1,2-Dichloroethane-d4				*118*	*128*	*70.0-130*				

Method Blank (MB)

(MB) R3990674-1 10/24/23 11:49

Analyte	MB Result mg/l	MB Qualifier	MB MDL mg/l	MB RDL mg/l
C10-C28 Diesel Range	U		0.0222	0.100
C28-C40 Oil Range	U		0.0118	0.100
(S) o-Terphenyl	*84.5*			*52.0-156*

Laboratory Control Sample (LCS)

(LCS) R3990674-2 10/24/23 12:09

Analyte	Spike Amount mg/l	LCS Result mg/l	LCS Rec. %	Rec. Limits %	LCS Qualifier
C10-C28 Diesel Range	1.50	1.19	79.3	50.0-150	
(S) o-Terphenyl			*86.5*	*52.0-156*	

QUALITY CONTROL SUMMARY

L1666516-02,03,04,05,06,07

Method Blank (MB)

(MB) R3991767-1 10/26/23 09:55

Analyte	MB Result mg/l	MB Qualifier	MB MDL mg/l	MB RDL mg/l
C10-C28 Diesel Range	U		0.0222	0.100
C28-C40 Oil Range	U		0.0118	0.100
(S) o-Terphenyl	*113*			*52.0-156*

Laboratory Control Sample (LCS) • Laboratory Control Sample Duplicate (LCSD)

(LCS) R3991767-2 10/26/23 10:15 • (LCSD) R3991767-3 10/26/23 10:36

Analyte	Spike Amount mg/l	LCS Result mg/l	LCSD Result mg/l	LCS Rec. %	LCSD Rec. %	Rec. Limits %	LCS Qualifier	LCSD Qualifier	RPD %	RPD Limits %
C10-C28 Diesel Range	1.50	1.43	1.45	95.3	96.7	50.0-150			1.39	20
(S) o-Terphenyl				*128*	*126*	*52.0-156*				

Method Blank (MB)

(MB) R3988816-3 10/17/23 13:43

Analyte	MB Result mg/l	MB Qualifier	MB MDL mg/l	MB RDL mg/l
Anthracene	U		0.0000190	0.0000500
Acenaphthene	U		0.0000190	0.0000500
Acenaphthylene	U		0.0000171	0.0000500
Benzo(a)anthracene	U		0.0000203	0.0000500
Benzo(a)pyrene	U		0.0000184	0.0000500
Benzo(b)fluoranthene	U		0.0000168	0.0000500
Benzo(g,h,i)perylene	U		0.0000184	0.0000500
Benzo(k)fluoranthene	U		0.0000202	0.0000500
Chrysene	U		0.0000179	0.0000500
Dibenz(a,h)anthracene	U		0.0000160	0.0000500
Fluoranthene	U		0.0000270	0.000100
Fluorene	U		0.0000169	0.0000500
Indeno(1,2,3-cd)pyrene	U		0.0000158	0.0000500
Naphthalene	U		0.0000917	0.000250
Phenanthrene	U		0.0000180	0.0000500
Pyrene	U		0.0000169	0.0000500
1-Methylnaphthalene	U		0.0000687	0.000250
2-Methylnaphthalene	U		0.0000674	0.000250
2-Chloronaphthalene	U		0.0000682	0.000250
(S) Nitrobenzene-d5	*96.0*			*31.0-160*
(S) 2-Fluorobiphenyl	*98.5*			*48.0-148*
(S) p-Terphenyl-d14	*94.0*			*37.0-146*

Laboratory Control Sample (LCS) • Laboratory Control Sample Duplicate (LCSD)

(LCS) R3988816-1 10/17/23 13:08 • (LCSD) R3988816-2 10/17/23 13:25

Analyte	Spike Amount mg/l	LCS Result mg/l	LCSD Result mg/l	LCS Rec. %	LCSD Rec. %	Rec. Limits %	LCS Qualifier	LCSD Qualifier	RPD %	RPD Limits %
Anthracene	0.0100	0.00967	0.00934	96.7	93.4	67.0-150			3.47	20
Acenaphthene	0.0100	0.00911	0.00890	91.1	89.0	65.0-138			2.33	20
Acenaphthylene	0.0100	0.0102	0.00993	102	99.3	66.0-140			2.68	20
Benzo(a)anthracene	0.0100	0.0100	0.00960	100	96.0	61.0-140			4.08	20
Benzo(a)pyrene	0.0100	0.00967	0.00925	96.7	92.5	60.0-143			4.44	20
Benzo(b)fluoranthene	0.0100	0.00941	0.00897	94.1	89.7	58.0-141			4.79	20
Benzo(g,h,i)perylene	0.0100	0.00828	0.00792	82.8	79.2	52.0-153			4.44	20
Benzo(k)fluoranthene	0.0100	0.00907	0.00867	90.7	86.7	58.0-148			4.51	20
Chrysene	0.0100	0.0100	0.00961	100	96.1	64.0-144			3.98	20
Dibenz(a,h)anthracene	0.0100	0.00892	0.00864	89.2	86.4	52.0-155			3.19	20
Fluoranthene	0.0100	0.0103	0.00984	103	98.4	69.0-153			4.57	20

Laboratory Control Sample (LCS) • Laboratory Control Sample Duplicate (LCSD)

(LCS) R3988816-1 10/17/23 13:08 • (LCSD) R3988816-2 10/17/23 13:25

Analyte	Spike Amount mg/l	LCS Result mg/l	LCSD Result mg/l	LCS Rec. %	LCSD Rec. %	Rec. Limits %	LCS Qualifier	LCSD Qualifier	RPD %	RPD Limits %
Fluorene	0.0100	0.0106	0.0101	106	101	64.0-136			4.83	20
Indeno(1,2,3-cd)pyrene	0.0100	0.00969	0.00924	96.9	92.4	54.0-153			4.75	20
Naphthalene	0.0100	0.00988	0.00966	98.8	96.6	61.0-137			2.25	20
Phenanthrene	0.0100	0.0101	0.00973	101	97.3	62.0-137			3.73	20
Pyrene	0.0100	0.0104	0.0102	104	102	60.0-142			1.94	20
1-Methylnaphthalene	0.0100	0.0106	0.0104	106	104	66.0-142			1.90	20
2-Methylnaphthalene	0.0100	0.00996	0.00980	99.6	98.0	62.0-136			1.62	20
2-Chloronaphthalene	0.0100	0.00973	0.00954	97.3	95.4	64.0-140			1.97	20
(S) Nitrobenzene-d5				*101*	*95.0*	*31.0-160*				
(S) 2-Fluorobiphenyl				*103*	*96.5*	*48.0-148*				
(S) p-Terphenyl-d14				*90.0*	*82.5*	*37.0-146*				

Method Blank (MB)

(MB) R3989711-3 10/18/23 10:14

Analyte	MB Result mg/l	MB Qualifier	MB MDL mg/l	MB RDL mg/l
Anthracene	U		0.0000190	0.0000500
Acenaphthene	U		0.0000190	0.0000500
Acenaphthylene	U		0.0000171	0.0000500
Benzo(a)anthracene	U		0.0000203	0.0000500
Benzo(a)pyrene	U		0.0000184	0.0000500
Benzo(b)fluoranthene	U		0.0000168	0.0000500
Benzo(g,h,i)perylene	U		0.0000184	0.0000500
Benzo(k)fluoranthene	U		0.0000202	0.0000500
Chrysene	U		0.0000179	0.0000500
Dibenz(a,h)anthracene	U		0.0000160	0.0000500
Fluoranthene	U		0.0000270	0.000100
Fluorene	U		0.0000169	0.0000500
Indeno(1,2,3-cd)pyrene	U		0.0000158	0.0000500
Naphthalene	U		0.0000917	0.000250
Phenanthrene	U		0.0000180	0.0000500
Pyrene	U		0.0000169	0.0000500
1-Methylnaphthalene	U		0.0000687	0.000250
2-Methylnaphthalene	U		0.0000674	0.000250
2-Chloronaphthalene	U		0.0000682	0.000250
(S) Nitrobenzene-d5	*92.0*			*31.0-160*
(S) 2-Fluorobiphenyl	*93.0*			*48.0-148*
(S) p-Terphenyl-d14	*87.5*			*37.0-146*

Laboratory Control Sample (LCS) • Laboratory Control Sample Duplicate (LCSD)

(LCS) R3989711-1 10/18/23 09:39 • (LCSD) R3989711-2 10/18/23 09:57

Analyte	Spike Amount mg/l	LCS Result mg/l	LCSD Result mg/l	LCS Rec. %	LCSD Rec. %	Rec. Limits %	LCS Qualifier	LCSD Qualifier	RPD %	RPD Limits %
Anthracene	0.00200	0.00171	0.00174	85.5	87.0	67.0-150			1.74	20
Acenaphthene	0.00200	0.00171	0.00178	85.5	89.0	65.0-138			4.01	20
Acenaphthylene	0.00200	0.00178	0.00183	89.0	91.5	66.0-140			2.77	20
Benzo(a)anthracene	0.00200	0.00172	0.00177	86.0	88.5	61.0-140			2.87	20
Benzo(a)pyrene	0.00200	0.00168	0.00173	84.0	86.5	60.0-143			2.93	20
Benzo(b)fluoranthene	0.00200	0.00174	0.00174	87.0	87.0	58.0-141			0.000	20
Benzo(g,h,i)perylene	0.00200	0.00160	0.00165	80.0	82.5	52.0-153			3.08	20
Benzo(k)fluoranthene	0.00200	0.00167	0.00168	83.5	84.0	58.0-148			0.597	20
Chrysene	0.00200	0.00178	0.00184	89.0	92.0	64.0-144			3.31	20
Dibenz(a,h)anthracene	0.00200	0.00156	0.00160	78.0	80.0	52.0-155			2.53	20
Fluoranthene	0.00200	0.00178	0.00184	89.0	92.0	69.0-153			3.31	20

Laboratory Control Sample (LCS) • Laboratory Control Sample Duplicate (LCSD)

(LCS) R3989711-1 10/18/23 09:39 • (LCSD) R3989711-2 10/18/23 09:57

Analyte	Spike Amount mg/l	LCS Result mg/l	LCSD Result mg/l	LCS Rec. %	LCSD Rec. %	Rec. Limits %	LCS Qualifier	LCSD Qualifier	RPD %	RPD Limits %
Fluorene	0.00200	0.00181	0.00188	90.5	94.0	64.0-136			3.79	20
Indeno(1,2,3-cd)pyrene	0.00200	0.00158	0.00164	79.0	82.0	54.0-153			3.73	20
Naphthalene	0.00200	0.00183	0.00189	91.5	94.5	61.0-137			3.23	20
Phenanthrene	0.00200	0.00178	0.00185	89.0	92.5	62.0-137			3.86	20
Pyrene	0.00200	0.00183	0.00187	91.5	93.5	60.0-142			2.16	20
1-Methylnaphthalene	0.00200	0.00182	0.00189	91.0	94.5	66.0-142			3.77	20
2-Methylnaphthalene	0.00200	0.00187	0.00193	93.5	96.5	62.0-136			3.16	20
2-Chloronaphthalene	0.00200	0.00176	0.00184	88.0	92.0	64.0-140			4.44	20
(S) Nitrobenzene-d5				*93.0*	*92.5*	*31.0-160*				
(S) 2-Fluorobiphenyl				*89.0*	*92.0*	*48.0-148*				
(S) p-Terphenyl-d14				*81.0*	*82.0*	*37.0-146*				

Guide to Reading and Understanding Your Laboratory Report

The information below is designed to better explain the various terms used in your report of analytical results from the Laboratory. This is not intended as a comprehensive explanation, and if you have additional questions please contact your project representative.

Results Disclaimer - Information that may be provided by the customer, and contained within this report, include Permit Limits, Project Name, Sample ID, Sample Matrix, Sample Preservation, Field Blanks, Field Spikes, Field Duplicates, On-Site Data, Sampling Collection Dates/Times, and Sampling Location. Results relate to the accuracy of this information provided, and as the samples are received.

Abbreviations and Definitions

MDL	Method Detection Limit.
ND	Not detected at the Reporting Limit (or MDL where applicable).
RDL	Reported Detection Limit.
Rec.	Recovery.
RPD	Relative Percent Difference.
SDG	Sample Delivery Group.
(S)	Surrogate (Surrogate Standard) - Analytes added to every blank, sample, Laboratory Control Sample/Duplicate and Matrix Spike/Duplicate; used to evaluate analytical efficiency by measuring recovery. Surrogates are not expected to be detected in all environmental media.
U	Not detected at the Reporting Limit (or MDL where applicable).
Analyte	The name of the particular compound or analysis performed. Some Analyses and Methods will have multiple analytes reported.
Dilution	If the sample matrix contains an interfering material, the sample preparation volume or weight values differ from the standard, or if concentrations of analytes in the sample are higher than the highest limit of concentration that the laboratory can accurately report, the sample may be diluted for analysis. If a value different than 1 is used in this field, the result reported has already been corrected for this factor.
Limits	These are the target % recovery ranges or % difference value that the laboratory has historically determined as normal for the method and analyte being reported. Successful QC Sample analysis will target all analytes recovered or duplicated within these ranges.
Qualifier	This column provides a letter and/or number designation that corresponds to additional information concerning the result reported. If a Qualifier is present, a definition per Qualifier is provided within the Glossary and Definitions page and potentially a discussion of possible implications of the Qualifier in the Case Narrative if applicable.
Result	The actual analytical final result (corrected for any sample specific characteristics) reported for your sample. If there was no measurable result returned for a specific analyte, the result in this column may state “ND” (Not Detected) or “BDL” (Below Detectable Levels). The information in the results column should always be accompanied by either an MDL (Method Detection Limit) or RDL (Reporting Detection Limit) that defines the lowest value that the laboratory could detect or report for this analyte.
Uncertainty (Radiochemistry)	Confidence level of 2 sigma.
Case Narrative (Cn)	A brief discussion about the included sample results, including a discussion of any non-conformances to protocol observed either at sample receipt by the laboratory from the field or during the analytical process. If present, there will be a section in the Case Narrative to discuss the meaning of any data qualifiers used in the report.
Quality Control Summary (Qc)	This section of the report includes the results of the laboratory quality control analyses required by procedure or analytical methods to assist in evaluating the validity of the results reported for your samples. These analyses are not being performed on your samples typically, but on laboratory generated material.
Sample Chain of Custody (Sc)	This is the document created in the field when your samples were initially collected. This is used to verify the time and date of collection, the person collecting the samples, and the analyses that the laboratory is requested to perform. This chain of custody also documents all persons (excluding commercial shippers) that have had control or possession of the samples from the time of collection until delivery to the laboratory for analysis.
Sample Results (Sr)	This section of your report will provide the results of all testing performed on your samples. These results are provided by sample ID and are separated by the analyses performed on each sample. The header line of each analysis section for each sample will provide the name and method number for the analysis reported.
Sample Summary (Ss)	This section of the Analytical Report defines the specific analyses performed for each sample ID, including the dates and times of preparation and/or analysis.

Qualifier	Description
J1	Surrogate recovery limits have been exceeded; values are outside upper control limits.
J2	Surrogate recovery limits have been exceeded; values are outside lower control limits.

Pace Analytical National 12065 Lebanon Rd Mount Juliet, TN 37122

Alabama	40660	Nebraska	NE-OS-15-05
Alaska	17-026	Nevada	TN000032021-1
Arizona	AZ0612	New Hampshire	2975
Arkansas	88-0469	New Jersey–NELAP	TN002
California	2932	New Mexico [1]	TN00003
Colorado	TN00003	New York	11742
Connecticut	PH-0197	North Carolina	Env375
Florida	E87487	North Carolina [1]	DW21704
Georgia	NELAP	North Carolina [3]	41
Georgia [1]	923	North Dakota	R-140
Idaho	TN00003	Ohio–VAP	CL0069
Illinois	200008	Oklahoma	9915
Indiana	C-TN-01	Oregon	TN200002
Iowa	364	Pennsylvania	68-02979
Kansas	E-10277	Rhode Island	LAO000356
Kentucky [1 6]	KY90010	South Carolina	84004002
Kentucky [2]	16	South Dakota	n/a
Louisiana	AI30792	Tennessee [1 4]	2006
Louisiana	LA018	Texas	T104704245-20-18
Maine	TN00003	Texas [5]	LAB0152
Maryland	324	Utah	TN000032021-11
Massachusetts	M-TN003	Vermont	VT2006
Michigan	9958	Virginia	110033
Minnesota	047-999-395	Washington	C847
Mississippi	TN00003	West Virginia	233
Missouri	340	Wisconsin	998093910
Montana	CERT0086	Wyoming	A2LA
A2LA – ISO 17025	1461.01	AIHA-LAP,LLC EMLAP	100789
A2LA – ISO 17025 [5]	1461.02	DOD	1461.01
Canada	1461.01	USDA	P330-15-00234
EPA–Crypto	TN00003		

[1] Drinking Water [2] Underground Storage Tanks [3] Aquatic Toxicity [4] Chemical/Microbiological [5] Mold [6] Wastewater n/a Accreditation not applicable

* Not all certifications held by the laboratory are applicable to the results reported in the attached report.

* Accreditation is only applicable to the test methods specified on each scope of accreditation held by Pace Analytical.

Company Name/Address:
Rio Grande Resources Corp
219 S 2nd St
Raton, NM 87740

Billing Information:
Bruce Norquist
PO Box 1150
Grants , NM 87020

Pres Chk

Report to: Eric Roads

Email To: eroads@enganalytics.com;tdavis@enganalytics.

Project Description: Mt Taylor

City/State Collected: Grants, New Mexico

Please Circle: PT MT CT ET

Phone: 970-488-3111

Client Project # 111360

Lab Project # RIOGRAGNM-MTTAYLOR

Collected by (print): Tyler Davis

Site/Facility ID #

P.O. #

Collected by (signature): Tyler Davis

Immediately Packed on Ice N ___ Y ✓

Rush? (Lab MUST Be Notified)
___ Same Day ___ Five Day
___ Next Day ___ 5 Day (Rad Only)
___ Two Day ___ 10 Day (Rad Only)
___ Three Day

Quote #

Date Results Needed

Chain of Custody Page ___ of ___

Pace — PEOPLE ADVANCING SCIENCE

MT JULIET, TN

12065 Lebanon Rd Mount Juliet, TN 37122
Submitting a sample via this chain of custody constitutes acknowledgment and acceptance of the Pace Terms and Conditions found at: https://info.pacelabs.com/hubfs/pas-standard-terms.pdf

SDG # U666516

E185

Acctnum: RIOGRAGNM
Template: T238214
Prelogin: P1026344
PM: 732 - Donna Eidson
PB: NG 9/22/23
Shipped Via: FedEX Ground

Sample ID	Comp/Grab	Matrix *	Depth	Date	Time	No. of Cntrs	DROORDLVI 40mlAmb-HCl-BT	GRO 40mlAmb HCl	PAHSIMLVI 40mlAmb-NoPres-WT	SV8270PAH 4ozClr-NoPres	V8260BTEX 40mlAmb-HCl	V8260BTEX 40mlAmb/MeOH10ml/Syr					Remarks	Sample # (lab only)
MT-GW-PD-DW6-101023	Grab	GW	0	10-10-23	1607	9	X	X	X		X							-01
MT-GW-PD-DW2a-101123	Grab	GW	0	10-11-23	0845	9	X	X	X		X							-02
MT-GW-TS-1005-DW3-101123-K3	Grab	GW	1005	10-11-23	1041	9	X	X	X		X							-03
MT-GW-TS-1005-DW3-101123-K2	Grab	GW	1005	10-11-23	0933	9	X	X	X		X							-04
MT-GW-TS-1005-DW3-101123-K1	Grab	GW	1005	10-11-23	1400	9	X	X	X		X							-05
MT-GW-TS-896-DW3-101123 K3	Grab	GW	896	10-11-23	1445	9	X	X	X		X							-06
MT-GW-TS-596-DW3-101123 K3	Grab	GW	596	10-11-23	1626	9	X	X	X		X							-07
		GW				9	X	X	X		X							
		GW				9	X	X	X		X							
		GW				9	X	X	X		X							

* Matrix:
SS - Soil AIR - Air F - Filter
GW - Groundwater B - Bioassay
WW - WasteWater
DW - Drinking Water
OT - Other_____

Remarks: Some Samples have effervescence that caused air bubbles after sealed
Blue cooler

pH _____ Temp _____
Flow _____ Other _____

Samples returned via: __ UPS __ FedEx __ Courier _____

Tracking #

Sample Receipt Checklist
COC Seal Present/Intact: __NP ✓Y __N
COC Signed/Accurate: ✓Y __N
Bottles arrive intact: ✓Y __N
Correct bottles used: ✓Y __N
Sufficient volume sent: ✓Y __N
If Applicable
VOA Zero Headspace: ✓Y __N
Preservation Correct/Checked: ✓Y __N
RAD Screen <0.5 mR/hr: ✓Y __N

Relinquished by : (Signature)	Date:	Time:	Received by: (Signature)	Trip Blank Received: Yes ✓No HCL / MeoH TBR	If preservation required by Login: Date/Time
[signature]	10-12-2023	1656			
Relinquished by : (Signature)	Date:	Time:	Received by: (Signature)	Temp: °C 5.3/0=5.3 Bottles Received: 63	
Relinquished by : (Signature)	Date:	Time:	Received for lab by: (Signature) [signature]	Date: 10/13 Time: 0900	Hold: Condition: NCF / OK

ANALYTICAL REPORT

October 23, 2023

1 Cp
2 Tc
3 Ss
4 Cn
5 Sr
6 Qc
7 Gl
8 Al
9 Sc

Rio Grande Resources Corp

Sample Delivery Group:	L1666531
Samples Received:	10/13/2023
Project Number:	111360
Description:	Mt Taylor
Report To:	Eric Roads 219 S 2nd St Raton, NM 87740

Entire Report Reviewed By:

John Hawkins
Project Manager

Results relate only to the items tested or calibrated and are reported as rounded values. This test report shall not be reproduced, except in full, without written approval of the laboratory. Where applicable, sampling conducted by Pace Analytical National is performed per guidance provided in laboratory standard operating procedures ENV-SOP-MTJL-0067 and ENV-SOP-MTJL-0068. Where sampling conducted by the customer, results relate to the accuracy of the information provided, and as the samples are received.

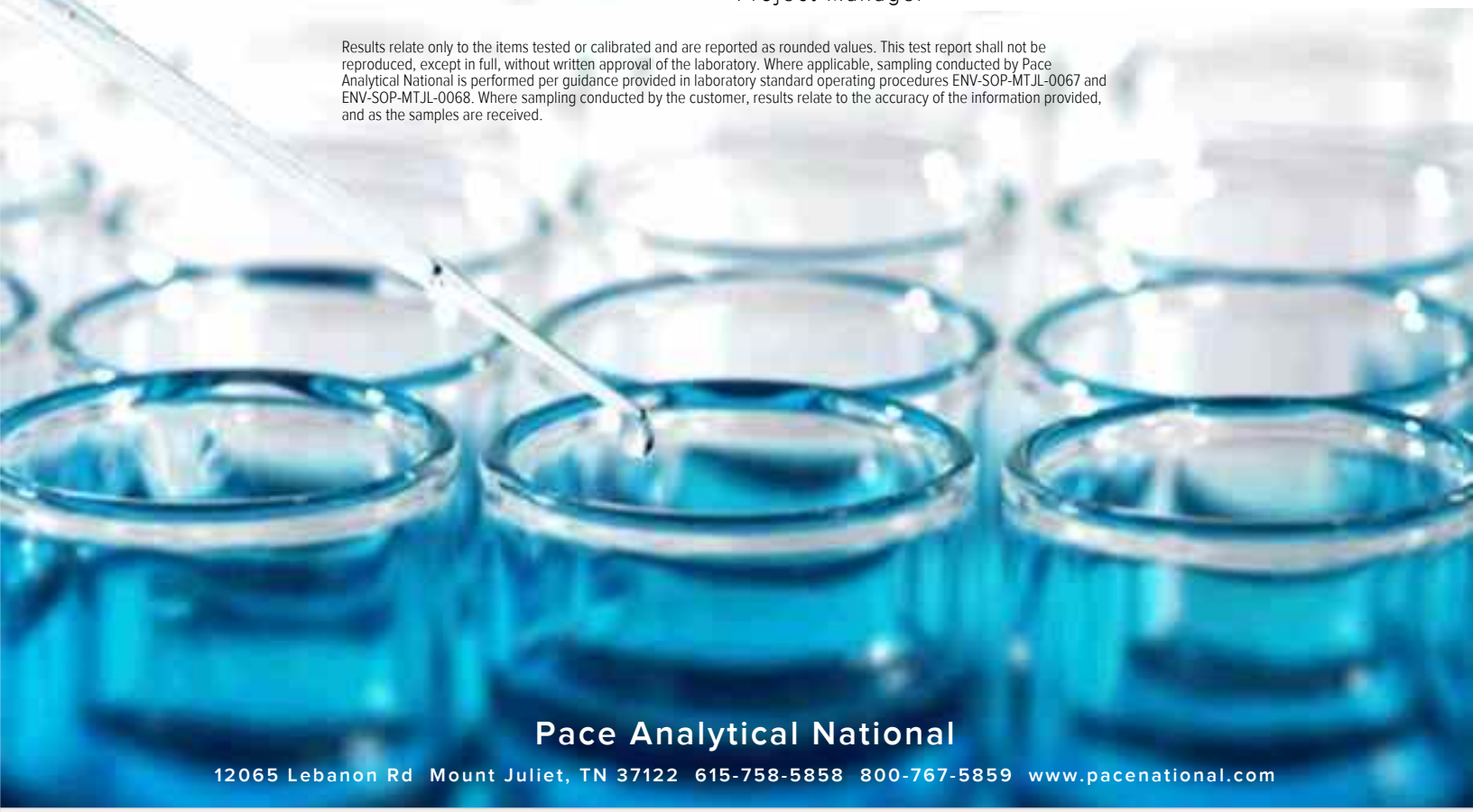

Pace Analytical National
12065 Lebanon Rd Mount Juliet, TN 37122 615-758-5858 800-767-5859 www.pacenational.com

TABLE OF CONTENTS

Cp: Cover Page 1

Tc: Table of Contents 2

Ss: Sample Summary 3

Cn: Case Narrative 5

Sr: Sample Results 6

MT-GW-TS781-DW10-100923-K3 L1666531-01 6

MT-GW-TS781-DW10-100923-K2 L1666531-02 7

MT-GW-TS781-DW10-100923- L1666531-03 8

MT-GW-TS463-DW10-100923-K3 L1666531-04 9

MT-GW-TS463-DW10-100923- L1666531-05 10

MT-GW-TS961-DW8-100923-K3 L1666531-06 11

MT-GW-TS961-DW8-100923-K1 L1666531-07 12

MT-GW-TS961-DW8-100923- L1666531-08 13

MT-GW-TS840-DW8-100923-K3 L1666531-09 14

MT-GW-TS840-DW8-100923- L1666531-10 15

Qc: Quality Control Summary 16

Volatile Organic Compounds (GC) by Method 8015D/GRO 16

Volatile Organic Compounds (GC/MS) by Method 8260B 17

Semi-Volatile Organic Compounds (GC) by Method 8015 18

Semi Volatile Organic Compounds (GC/MS) by Method 8270C-SIM 19

Gl: Glossary of Terms 21

Al: Accreditations & Locations 22

Sc: Sample Chain of Custody 23

MT-GW-TS781-DW10-100923-K3 L1666531-01 GW

Collected by: Tyler Davis | Collected date/time: 10/09/23 09:28 | Received date/time: 10/13/23 09:00

Method	Batch	Dilution	Preparation date/time	Analysis date/time	Analyst	Location
Volatile Organic Compounds (GC) by Method 8015D/GRO	WG2154045	1	10/19/23 15:40	10/19/23 15:40	NCD	Mt. Juliet, TN
Volatile Organic Compounds (GC/MS) by Method 8260B	WG2151529	1	10/15/23 08:33	10/15/23 08:33	JCP	Mt. Juliet, TN
Semi-Volatile Organic Compounds (GC) by Method 8015	WG2153934	1	10/19/23 20:45	10/21/23 04:44	MAA	Mt. Juliet, TN
Semi Volatile Organic Compounds (GC/MS) by Method 8270C-SIM	WG2151585	1	10/16/23 09:05	10/16/23 18:35	DSH	Mt. Juliet, TN

MT-GW-TS781-DW10-100923-K2 L1666531-02 GW

Collected by: Tyler Davis | Collected date/time: 10/09/23 10:03 | Received date/time: 10/13/23 09:00

Method	Batch	Dilution	Preparation date/time	Analysis date/time	Analyst	Location
Volatile Organic Compounds (GC) by Method 8015D/GRO	WG2154045	1	10/19/23 15:59	10/19/23 15:59	NCD	Mt. Juliet, TN
Volatile Organic Compounds (GC/MS) by Method 8260B	WG2151529	1	10/15/23 08:54	10/15/23 08:54	JCP	Mt. Juliet, TN
Semi-Volatile Organic Compounds (GC) by Method 8015	WG2153934	1	10/19/23 20:45	10/21/23 05:05	MAA	Mt. Juliet, TN
Semi Volatile Organic Compounds (GC/MS) by Method 8270C-SIM	WG2151585	1	10/16/23 09:05	10/16/23 18:53	DSH	Mt. Juliet, TN

MT-GW-TS781-DW10-100923- L1666531-03 GW

Collected by: Tyler Davis | Collected date/time: 10/09/23 10:22 | Received date/time: 10/13/23 09:00

Method	Batch	Dilution	Preparation date/time	Analysis date/time	Analyst	Location
Volatile Organic Compounds (GC) by Method 8015D/GRO	WG2154045	1	10/19/23 16:19	10/19/23 16:19	NCD	Mt. Juliet, TN
Volatile Organic Compounds (GC/MS) by Method 8260B	WG2151529	1	10/15/23 09:15	10/15/23 09:15	JCP	Mt. Juliet, TN
Semi-Volatile Organic Compounds (GC) by Method 8015	WG2153934	1	10/19/23 20:45	10/21/23 05:25	MAA	Mt. Juliet, TN
Semi Volatile Organic Compounds (GC/MS) by Method 8270C-SIM	WG2151585	1	10/16/23 09:05	10/16/23 19:10	DSH	Mt. Juliet, TN

MT-GW-TS463-DW10-100923-K3 L1666531-04 GW

Collected by: Tyler Davis | Collected date/time: 10/09/23 10:53 | Received date/time: 10/13/23 09:00

Method	Batch	Dilution	Preparation date/time	Analysis date/time	Analyst	Location
Volatile Organic Compounds (GC) by Method 8015D/GRO	WG2154045	1	10/19/23 16:39	10/19/23 16:39	NCD	Mt. Juliet, TN
Volatile Organic Compounds (GC/MS) by Method 8260B	WG2151529	1	10/15/23 09:36	10/15/23 09:36	JCP	Mt. Juliet, TN
Semi-Volatile Organic Compounds (GC) by Method 8015	WG2153934	1	10/19/23 20:45	10/21/23 05:45	MAA	Mt. Juliet, TN
Semi Volatile Organic Compounds (GC/MS) by Method 8270C-SIM	WG2151585	1	10/16/23 09:05	10/16/23 19:27	DSH	Mt. Juliet, TN

MT-GW-TS463-DW10-100923- L1666531-05 GW

Collected by: Tyler Davis | Collected date/time: 10/09/23 12:23 | Received date/time: 10/13/23 09:00

Method	Batch	Dilution	Preparation date/time	Analysis date/time	Analyst	Location
Volatile Organic Compounds (GC) by Method 8015D/GRO	WG2154045	1	10/19/23 16:58	10/19/23 16:58	NCD	Mt. Juliet, TN
Volatile Organic Compounds (GC/MS) by Method 8260B	WG2151529	1	10/15/23 09:57	10/15/23 09:57	JCP	Mt. Juliet, TN
Semi-Volatile Organic Compounds (GC) by Method 8015	WG2153934	1	10/19/23 20:45	10/21/23 06:05	MAA	Mt. Juliet, TN
Semi Volatile Organic Compounds (GC/MS) by Method 8270C-SIM	WG2151585	1	10/16/23 09:05	10/16/23 19:45	DSH	Mt. Juliet, TN

MT-GW-TS961-DW8-100923-K3 L1666531-06 GW

Collected by: Tyler Davis | Collected date/time: 10/09/23 14:50 | Received date/time: 10/13/23 09:00

Method	Batch	Dilution	Preparation date/time	Analysis date/time	Analyst	Location
Volatile Organic Compounds (GC) by Method 8015D/GRO	WG2154045	1	10/19/23 17:17	10/19/23 17:17	NCD	Mt. Juliet, TN
Volatile Organic Compounds (GC/MS) by Method 8260B	WG2151529	1	10/15/23 10:18	10/15/23 10:18	JCP	Mt. Juliet, TN
Semi-Volatile Organic Compounds (GC) by Method 8015	WG2153934	1	10/19/23 20:45	10/21/23 06:25	MAA	Mt. Juliet, TN
Semi Volatile Organic Compounds (GC/MS) by Method 8270C-SIM	WG2151585	1	10/16/23 09:05	10/16/23 20:02	DSH	Mt. Juliet, TN

MT-GW-TS961-DW8-100923-K1 L1666531-07 GW

Collected by: Tyler Davis | Collected date/time: 10/09/23 15:58 | Received date/time: 10/13/23 09:00

Method	Batch	Dilution	Preparation date/time	Analysis date/time	Analyst	Location
Volatile Organic Compounds (GC) by Method 8015D/GRO	WG2154045	1	10/19/23 17:36	10/19/23 17:36	NCD	Mt. Juliet, TN
Volatile Organic Compounds (GC/MS) by Method 8260B	WG2151529	1	10/15/23 10:39	10/15/23 10:39	JCP	Mt. Juliet, TN
Semi-Volatile Organic Compounds (GC) by Method 8015	WG2153934	1	10/19/23 20:45	10/21/23 06:46	MAA	Mt. Juliet, TN
Semi Volatile Organic Compounds (GC/MS) by Method 8270C-SIM	WG2151585	1	10/16/23 09:05	10/16/23 20:19	DSH	Mt. Juliet, TN

MT-GW-TS961-DW8-100923- L1666531-08 GW

Collected by: Tyler Davis | Collected date/time: 10/09/23 15:58 | Received date/time: 10/13/23 09:00

Method	Batch	Dilution	Preparation date/time	Analysis date/time	Analyst	Location
Volatile Organic Compounds (GC) by Method 8015D/GRO	WG2154045	1	10/19/23 17:55	10/19/23 17:55	NCD	Mt. Juliet, TN
Volatile Organic Compounds (GC/MS) by Method 8260B	WG2151529	1	10/15/23 11:00	10/15/23 11:00	JCP	Mt. Juliet, TN
Semi-Volatile Organic Compounds (GC) by Method 8015	WG2153934	1	10/19/23 20:45	10/21/23 07:06	MAA	Mt. Juliet, TN
Semi Volatile Organic Compounds (GC/MS) by Method 8270C-SIM	WG2151585	1	10/16/23 09:05	10/16/23 20:37	DSH	Mt. Juliet, TN

MT-GW-TS840-DW8-100923-K3 L1666531-09 GW

Collected by: Tyler Davis | Collected date/time: 10/09/23 16:33 | Received date/time: 10/13/23 09:00

Method	Batch	Dilution	Preparation date/time	Analysis date/time	Analyst	Location
Volatile Organic Compounds (GC) by Method 8015D/GRO	WG2154045	1	10/19/23 18:14	10/19/23 18:14	NCD	Mt. Juliet, TN
Volatile Organic Compounds (GC/MS) by Method 8260B	WG2151529	1	10/15/23 11:23	10/15/23 11:23	JCP	Mt. Juliet, TN
Semi-Volatile Organic Compounds (GC) by Method 8015	WG2153934	1	10/19/23 20:45	10/21/23 07:26	MAA	Mt. Juliet, TN
Semi Volatile Organic Compounds (GC/MS) by Method 8270C-SIM	WG2151585	1	10/16/23 09:05	10/16/23 20:54	DSH	Mt. Juliet, TN

MT-GW-TS840-DW8-100923- L1666531-10 GW

Collected by: Tyler Davis | Collected date/time: 10/09/23 17:24 | Received date/time: 10/13/23 09:00

Method	Batch	Dilution	Preparation date/time	Analysis date/time	Analyst	Location
Volatile Organic Compounds (GC) by Method 8015D/GRO	WG2154045	1	10/19/23 18:33	10/19/23 18:33	NCD	Mt. Juliet, TN
Volatile Organic Compounds (GC/MS) by Method 8260B	WG2151529	1	10/15/23 11:43	10/15/23 11:43	JCP	Mt. Juliet, TN
Semi-Volatile Organic Compounds (GC) by Method 8015	WG2153934	1	10/19/23 20:45	10/21/23 07:46	MAA	Mt. Juliet, TN
Semi Volatile Organic Compounds (GC/MS) by Method 8270C-SIM	WG2151585	1	10/16/23 09:05	10/16/23 21:11	DSH	Mt. Juliet, TN

All sample aliquots were received at the correct temperature, in the proper containers, with the appropriate preservatives, and within method specified holding times, unless qualified or notated within the report. Where applicable, all MDL (LOD) and RDL (LOQ) values reported for environmental samples have been corrected for the dilution factor used in the analysis. All Method and Batch Quality Control are within established criteria except where addressed in this case narrative, a non-conformance form or properly qualified within the sample results. By my digital signature below, I affirm to the best of my knowledge, all problems/anomalies observed by the laboratory as having the potential to affect the quality of the data have been identified by the laboratory, and no information or data have been knowingly withheld that would affect the quality of the data.

John V Hawkins

John Hawkins
Project Manager

Volatile Organic Compounds (GC) by Method 8015D/GRO

Analyte	Result mg/l	Qualifier	RDL mg/l	Dilution	Analysis date / time	Batch
TPH (GC/FID) Low Fraction	ND		0.100	1	10/19/2023 15:40	WG2154045
(S) a,a,a-Trifluorotoluene(FID)	*96.9*		*78.0-120*		*10/19/2023 15:40*	WG2154045

Volatile Organic Compounds (GC/MS) by Method 8260B

Analyte	Result mg/l	Qualifier	RDL mg/l	Dilution	Analysis date / time	Batch
Benzene	ND		0.00100	1	10/15/2023 08:33	WG2151529
Toluene	ND		0.00100	1	10/15/2023 08:33	WG2151529
Ethylbenzene	ND		0.00100	1	10/15/2023 08:33	WG2151529
Total Xylenes	ND		0.00300	1	10/15/2023 08:33	WG2151529
(S) Toluene-d8	*111*		*80.0-120*		*10/15/2023 08:33*	WG2151529
(S) 4-Bromofluorobenzene	*117*		*77.0-126*		*10/15/2023 08:33*	WG2151529
(S) 1,2-Dichloroethane-d4	*103*		*70.0-130*		*10/15/2023 08:33*	WG2151529

Semi-Volatile Organic Compounds (GC) by Method 8015

Analyte	Result mg/l	Qualifier	RDL mg/l	Dilution	Analysis date / time	Batch
C10-C28 Diesel Range	ND	J3	0.100	1	10/21/2023 04:44	WG2153934
C28-C40 Oil Range	ND		0.100	1	10/21/2023 04:44	WG2153934
(S) o-Terphenyl	*87.4*		*52.0-156*		*10/21/2023 04:44*	WG2153934

Semi Volatile Organic Compounds (GC/MS) by Method 8270C-SIM

Analyte	Result mg/l	Qualifier	RDL mg/l	Dilution	Analysis date / time	Batch
Anthracene	ND		0.0000500	1	10/16/2023 18:35	WG2151585
Acenaphthene	ND		0.0000500	1	10/16/2023 18:35	WG2151585
Acenaphthylene	ND		0.0000500	1	10/16/2023 18:35	WG2151585
Benzo(a)anthracene	ND		0.0000500	1	10/16/2023 18:35	WG2151585
Benzo(a)pyrene	ND		0.0000500	1	10/16/2023 18:35	WG2151585
Benzo(b)fluoranthene	ND		0.0000500	1	10/16/2023 18:35	WG2151585
Benzo(g,h,i)perylene	ND		0.0000500	1	10/16/2023 18:35	WG2151585
Benzo(k)fluoranthene	ND		0.0000500	1	10/16/2023 18:35	WG2151585
Chrysene	ND		0.0000500	1	10/16/2023 18:35	WG2151585
Dibenz(a,h)anthracene	ND		0.0000500	1	10/16/2023 18:35	WG2151585
Fluoranthene	ND		0.000100	1	10/16/2023 18:35	WG2151585
Fluorene	ND		0.0000500	1	10/16/2023 18:35	WG2151585
Indeno(1,2,3-cd)pyrene	ND		0.0000500	1	10/16/2023 18:35	WG2151585
Naphthalene	ND		0.000250	1	10/16/2023 18:35	WG2151585
Phenanthrene	ND		0.0000500	1	10/16/2023 18:35	WG2151585
Pyrene	ND		0.0000500	1	10/16/2023 18:35	WG2151585
1-Methylnaphthalene	ND		0.000250	1	10/16/2023 18:35	WG2151585
2-Methylnaphthalene	ND		0.000250	1	10/16/2023 18:35	WG2151585
2-Chloronaphthalene	ND		0.000250	1	10/16/2023 18:35	WG2151585
(S) Nitrobenzene-d5	*109*		*31.0-160*		*10/16/2023 18:35*	WG2151585
(S) 2-Fluorobiphenyl	*89.5*		*48.0-148*		*10/16/2023 18:35*	WG2151585
(S) p-Terphenyl-d14	*103*		*37.0-146*		*10/16/2023 18:35*	WG2151585

Volatile Organic Compounds (GC) by Method 8015D/GRO

Analyte	Result mg/l	Qualifier	RDL mg/l	Dilution	Analysis date / time	Batch
TPH (GC/FID) Low Fraction	ND		0.100	1	10/19/2023 15:59	WG2154045
(S) a,a,a-Trifluorotoluene(FID)	*96.6*		*78.0-120*		*10/19/2023 15:59*	WG2154045

Volatile Organic Compounds (GC/MS) by Method 8260B

Analyte	Result mg/l	Qualifier	RDL mg/l	Dilution	Analysis date / time	Batch
Benzene	ND		0.00100	1	10/15/2023 08:54	WG2151529
Toluene	ND		0.00100	1	10/15/2023 08:54	WG2151529
Ethylbenzene	ND		0.00100	1	10/15/2023 08:54	WG2151529
Total Xylenes	ND		0.00300	1	10/15/2023 08:54	WG2151529
(S) Toluene-d8	*113*		*80.0-120*		*10/15/2023 08:54*	WG2151529
(S) 4-Bromofluorobenzene	*117*		*77.0-126*		*10/15/2023 08:54*	WG2151529
(S) 1,2-Dichloroethane-d4	*103*		*70.0-130*		*10/15/2023 08:54*	WG2151529

Semi-Volatile Organic Compounds (GC) by Method 8015

Analyte	Result mg/l	Qualifier	RDL mg/l	Dilution	Analysis date / time	Batch
C10-C28 Diesel Range	ND	J3	0.100	1	10/21/2023 05:05	WG2153934
C28-C40 Oil Range	ND		0.100	1	10/21/2023 05:05	WG2153934
(S) o-Terphenyl	*102*		*52.0-156*		*10/21/2023 05:05*	WG2153934

Semi Volatile Organic Compounds (GC/MS) by Method 8270C-SIM

Analyte	Result mg/l	Qualifier	RDL mg/l	Dilution	Analysis date / time	Batch
Anthracene	ND		0.0000500	1	10/16/2023 18:53	WG2151585
Acenaphthene	ND		0.0000500	1	10/16/2023 18:53	WG2151585
Acenaphthylene	ND		0.0000500	1	10/16/2023 18:53	WG2151585
Benzo(a)anthracene	ND		0.0000500	1	10/16/2023 18:53	WG2151585
Benzo(a)pyrene	ND		0.0000500	1	10/16/2023 18:53	WG2151585
Benzo(b)fluoranthene	ND		0.0000500	1	10/16/2023 18:53	WG2151585
Benzo(g,h,i)perylene	ND		0.0000500	1	10/16/2023 18:53	WG2151585
Benzo(k)fluoranthene	ND		0.0000500	1	10/16/2023 18:53	WG2151585
Chrysene	ND		0.0000500	1	10/16/2023 18:53	WG2151585
Dibenz(a,h)anthracene	ND		0.0000500	1	10/16/2023 18:53	WG2151585
Fluoranthene	ND		0.000100	1	10/16/2023 18:53	WG2151585
Fluorene	ND		0.0000500	1	10/16/2023 18:53	WG2151585
Indeno(1,2,3-cd)pyrene	ND		0.0000500	1	10/16/2023 18:53	WG2151585
Naphthalene	ND		0.000250	1	10/16/2023 18:53	WG2151585
Phenanthrene	ND		0.0000500	1	10/16/2023 18:53	WG2151585
Pyrene	ND		0.0000500	1	10/16/2023 18:53	WG2151585
1-Methylnaphthalene	ND		0.000250	1	10/16/2023 18:53	WG2151585
2-Methylnaphthalene	ND		0.000250	1	10/16/2023 18:53	WG2151585
2-Chloronaphthalene	ND		0.000250	1	10/16/2023 18:53	WG2151585
(S) Nitrobenzene-d5	*110*		*31.0-160*		*10/16/2023 18:53*	WG2151585
(S) 2-Fluorobiphenyl	*92.1*		*48.0-148*		*10/16/2023 18:53*	WG2151585
(S) p-Terphenyl-d14	*103*		*37.0-146*		*10/16/2023 18:53*	WG2151585

Volatile Organic Compounds (GC) by Method 8015D/GRO

Analyte	Result mg/l	Qualifier	RDL mg/l	Dilution	Analysis date / time	Batch
TPH (GC/FID) Low Fraction	ND		0.100	1	10/19/2023 16:19	WG2154045
(S) a,a,a-Trifluorotoluene(FID)	*96.9*		*78.0-120*		*10/19/2023 16:19*	WG2154045

Volatile Organic Compounds (GC/MS) by Method 8260B

Analyte	Result mg/l	Qualifier	RDL mg/l	Dilution	Analysis date / time	Batch
Benzene	ND		0.00100	1	10/15/2023 09:15	WG2151529
Toluene	ND		0.00100	1	10/15/2023 09:15	WG2151529
Ethylbenzene	ND		0.00100	1	10/15/2023 09:15	WG2151529
Total Xylenes	ND		0.00300	1	10/15/2023 09:15	WG2151529
(S) Toluene-d8	*113*		*80.0-120*		*10/15/2023 09:15*	WG2151529
(S) 4-Bromofluorobenzene	*118*		*77.0-126*		*10/15/2023 09:15*	WG2151529
(S) 1,2-Dichloroethane-d4	*104*		*70.0-130*		*10/15/2023 09:15*	WG2151529

Semi-Volatile Organic Compounds (GC) by Method 8015

Analyte	Result mg/l	Qualifier	RDL mg/l	Dilution	Analysis date / time	Batch
C10-C28 Diesel Range	0.112	J3	0.100	1	10/21/2023 05:25	WG2153934
C28-C40 Oil Range	0.236		0.100	1	10/21/2023 05:25	WG2153934
(S) o-Terphenyl	*86.8*		*52.0-156*		*10/21/2023 05:25*	WG2153934

Semi Volatile Organic Compounds (GC/MS) by Method 8270C-SIM

Analyte	Result mg/l	Qualifier	RDL mg/l	Dilution	Analysis date / time	Batch
Anthracene	ND		0.0000500	1	10/16/2023 19:10	WG2151585
Acenaphthene	ND		0.0000500	1	10/16/2023 19:10	WG2151585
Acenaphthylene	ND		0.0000500	1	10/16/2023 19:10	WG2151585
Benzo(a)anthracene	ND		0.0000500	1	10/16/2023 19:10	WG2151585
Benzo(a)pyrene	ND		0.0000500	1	10/16/2023 19:10	WG2151585
Benzo(b)fluoranthene	ND		0.0000500	1	10/16/2023 19:10	WG2151585
Benzo(g,h,i)perylene	ND		0.0000500	1	10/16/2023 19:10	WG2151585
Benzo(k)fluoranthene	ND		0.0000500	1	10/16/2023 19:10	WG2151585
Chrysene	ND		0.0000500	1	10/16/2023 19:10	WG2151585
Dibenz(a,h)anthracene	ND		0.0000500	1	10/16/2023 19:10	WG2151585
Fluoranthene	ND		0.000100	1	10/16/2023 19:10	WG2151585
Fluorene	ND		0.0000500	1	10/16/2023 19:10	WG2151585
Indeno(1,2,3-cd)pyrene	ND		0.0000500	1	10/16/2023 19:10	WG2151585
Naphthalene	ND		0.000250	1	10/16/2023 19:10	WG2151585
Phenanthrene	ND		0.0000500	1	10/16/2023 19:10	WG2151585
Pyrene	ND		0.0000500	1	10/16/2023 19:10	WG2151585
1-Methylnaphthalene	ND		0.000250	1	10/16/2023 19:10	WG2151585
2-Methylnaphthalene	ND		0.000250	1	10/16/2023 19:10	WG2151585
2-Chloronaphthalene	ND		0.000250	1	10/16/2023 19:10	WG2151585
(S) Nitrobenzene-d5	*106*		*31.0-160*		*10/16/2023 19:10*	WG2151585
(S) 2-Fluorobiphenyl	*87.9*		*48.0-148*		*10/16/2023 19:10*	WG2151585
(S) p-Terphenyl-d14	*97.9*		*37.0-146*		*10/16/2023 19:10*	WG2151585

Volatile Organic Compounds (GC) by Method 8015D/GRO

Analyte	Result mg/l	Qualifier	RDL mg/l	Dilution	Analysis date / time	Batch
TPH (GC/FID) Low Fraction	ND		0.100	1	10/19/2023 16:39	WG2154045
(S) a,a,a-Trifluorotoluene(FID)	*97.1*		*78.0-120*		*10/19/2023 16:39*	WG2154045

Volatile Organic Compounds (GC/MS) by Method 8260B

Analyte	Result mg/l	Qualifier	RDL mg/l	Dilution	Analysis date / time	Batch
Benzene	ND		0.00100	1	10/15/2023 09:36	WG2151529
Toluene	ND		0.00100	1	10/15/2023 09:36	WG2151529
Ethylbenzene	ND		0.00100	1	10/15/2023 09:36	WG2151529
Total Xylenes	ND		0.00300	1	10/15/2023 09:36	WG2151529
(S) Toluene-d8	*112*		*80.0-120*		*10/15/2023 09:36*	WG2151529
(S) 4-Bromofluorobenzene	*119*		*77.0-126*		*10/15/2023 09:36*	WG2151529
(S) 1,2-Dichloroethane-d4	*105*		*70.0-130*		*10/15/2023 09:36*	WG2151529

Semi-Volatile Organic Compounds (GC) by Method 8015

Analyte	Result mg/l	Qualifier	RDL mg/l	Dilution	Analysis date / time	Batch
C10-C28 Diesel Range	ND	J3	0.100	1	10/21/2023 05:45	WG2153934
C28-C40 Oil Range	ND		0.100	1	10/21/2023 05:45	WG2153934
(S) o-Terphenyl	*115*		*52.0-156*		*10/21/2023 05:45*	WG2153934

Semi Volatile Organic Compounds (GC/MS) by Method 8270C-SIM

Analyte	Result mg/l	Qualifier	RDL mg/l	Dilution	Analysis date / time	Batch
Anthracene	ND		0.0000500	1	10/16/2023 19:27	WG2151585
Acenaphthene	ND		0.0000500	1	10/16/2023 19:27	WG2151585
Acenaphthylene	ND		0.0000500	1	10/16/2023 19:27	WG2151585
Benzo(a)anthracene	ND		0.0000500	1	10/16/2023 19:27	WG2151585
Benzo(a)pyrene	ND		0.0000500	1	10/16/2023 19:27	WG2151585
Benzo(b)fluoranthene	ND		0.0000500	1	10/16/2023 19:27	WG2151585
Benzo(g,h,i)perylene	ND		0.0000500	1	10/16/2023 19:27	WG2151585
Benzo(k)fluoranthene	ND		0.0000500	1	10/16/2023 19:27	WG2151585
Chrysene	ND		0.0000500	1	10/16/2023 19:27	WG2151585
Dibenz(a,h)anthracene	ND		0.0000500	1	10/16/2023 19:27	WG2151585
Fluoranthene	ND		0.000100	1	10/16/2023 19:27	WG2151585
Fluorene	ND		0.0000500	1	10/16/2023 19:27	WG2151585
Indeno(1,2,3-cd)pyrene	ND		0.0000500	1	10/16/2023 19:27	WG2151585
Naphthalene	ND		0.000250	1	10/16/2023 19:27	WG2151585
Phenanthrene	ND		0.0000500	1	10/16/2023 19:27	WG2151585
Pyrene	ND		0.0000500	1	10/16/2023 19:27	WG2151585
1-Methylnaphthalene	ND		0.000250	1	10/16/2023 19:27	WG2151585
2-Methylnaphthalene	ND		0.000250	1	10/16/2023 19:27	WG2151585
2-Chloronaphthalene	ND		0.000250	1	10/16/2023 19:27	WG2151585
(S) Nitrobenzene-d5	*113*		*31.0-160*		*10/16/2023 19:27*	WG2151585
(S) 2-Fluorobiphenyl	*95.3*		*48.0-148*		*10/16/2023 19:27*	WG2151585
(S) p-Terphenyl-d14	*108*		*37.0-146*		*10/16/2023 19:27*	WG2151585

Volatile Organic Compounds (GC) by Method 8015D/GRO

Analyte	Result mg/l	Qualifier	RDL mg/l	Dilution	Analysis date / time	Batch
TPH (GC/FID) Low Fraction	ND		0.100	1	10/19/2023 16:58	WG2154045
(S) a,a,a-Trifluorotoluene(FID)	*97.6*		*78.0-120*		*10/19/2023 16:58*	WG2154045

Volatile Organic Compounds (GC/MS) by Method 8260B

Analyte	Result mg/l	Qualifier	RDL mg/l	Dilution	Analysis date / time	Batch
Benzene	ND		0.00100	1	10/15/2023 09:57	WG2151529
Toluene	ND		0.00100	1	10/15/2023 09:57	WG2151529
Ethylbenzene	ND		0.00100	1	10/15/2023 09:57	WG2151529
Total Xylenes	ND		0.00300	1	10/15/2023 09:57	WG2151529
(S) Toluene-d8	*112*		*80.0-120*		*10/15/2023 09:57*	WG2151529
(S) 4-Bromofluorobenzene	*118*		*77.0-126*		*10/15/2023 09:57*	WG2151529
(S) 1,2-Dichloroethane-d4	*103*		*70.0-130*		*10/15/2023 09:57*	WG2151529

Semi-Volatile Organic Compounds (GC) by Method 8015

Analyte	Result mg/l	Qualifier	RDL mg/l	Dilution	Analysis date / time	Batch
C10-C28 Diesel Range	0.518	J3	0.100	1	10/21/2023 06:05	WG2153934
C28-C40 Oil Range	0.871		0.100	1	10/21/2023 06:05	WG2153934
(S) o-Terphenyl	*73.7*		*52.0-156*		*10/21/2023 06:05*	WG2153934

Semi Volatile Organic Compounds (GC/MS) by Method 8270C-SIM

Analyte	Result mg/l	Qualifier	RDL mg/l	Dilution	Analysis date / time	Batch
Anthracene	ND		0.0000500	1	10/16/2023 19:45	WG2151585
Acenaphthene	ND		0.0000500	1	10/16/2023 19:45	WG2151585
Acenaphthylene	ND		0.0000500	1	10/16/2023 19:45	WG2151585
Benzo(a)anthracene	ND		0.0000500	1	10/16/2023 19:45	WG2151585
Benzo(a)pyrene	ND		0.0000500	1	10/16/2023 19:45	WG2151585
Benzo(b)fluoranthene	ND		0.0000500	1	10/16/2023 19:45	WG2151585
Benzo(g,h,i)perylene	ND		0.0000500	1	10/16/2023 19:45	WG2151585
Benzo(k)fluoranthene	ND		0.0000500	1	10/16/2023 19:45	WG2151585
Chrysene	ND		0.0000500	1	10/16/2023 19:45	WG2151585
Dibenz(a,h)anthracene	ND		0.0000500	1	10/16/2023 19:45	WG2151585
Fluoranthene	ND		0.000100	1	10/16/2023 19:45	WG2151585
Fluorene	ND		0.0000500	1	10/16/2023 19:45	WG2151585
Indeno(1,2,3-cd)pyrene	ND		0.0000500	1	10/16/2023 19:45	WG2151585
Naphthalene	ND		0.000250	1	10/16/2023 19:45	WG2151585
Phenanthrene	ND		0.0000500	1	10/16/2023 19:45	WG2151585
Pyrene	ND		0.0000500	1	10/16/2023 19:45	WG2151585
1-Methylnaphthalene	ND		0.000250	1	10/16/2023 19:45	WG2151585
2-Methylnaphthalene	ND		0.000250	1	10/16/2023 19:45	WG2151585
2-Chloronaphthalene	ND		0.000250	1	10/16/2023 19:45	WG2151585
(S) Nitrobenzene-d5	*112*		*31.0-160*		*10/16/2023 19:45*	WG2151585
(S) 2-Fluorobiphenyl	*93.2*		*48.0-148*		*10/16/2023 19:45*	WG2151585
(S) p-Terphenyl-d14	*102*		*37.0-146*		*10/16/2023 19:45*	WG2151585

Volatile Organic Compounds (GC) by Method 8015D/GRO

Analyte	Result mg/l	Qualifier	RDL mg/l	Dilution	Analysis date / time	Batch
TPH (GC/FID) Low Fraction	ND		0.100	1	10/19/2023 17:17	WG2154045
(S) a,a,a-Trifluorotoluene(FID)	*97.5*		*78.0-120*		*10/19/2023 17:17*	WG2154045

Volatile Organic Compounds (GC/MS) by Method 8260B

Analyte	Result mg/l	Qualifier	RDL mg/l	Dilution	Analysis date / time	Batch
Benzene	ND		0.00100	1	10/15/2023 10:18	WG2151529
Toluene	ND		0.00100	1	10/15/2023 10:18	WG2151529
Ethylbenzene	ND		0.00100	1	10/15/2023 10:18	WG2151529
Total Xylenes	ND		0.00300	1	10/15/2023 10:18	WG2151529
(S) Toluene-d8	*113*		*80.0-120*		*10/15/2023 10:18*	WG2151529
(S) 4-Bromofluorobenzene	*117*		*77.0-126*		*10/15/2023 10:18*	WG2151529
(S) 1,2-Dichloroethane-d4	*103*		*70.0-130*		*10/15/2023 10:18*	WG2151529

Semi-Volatile Organic Compounds (GC) by Method 8015

Analyte	Result mg/l	Qualifier	RDL mg/l	Dilution	Analysis date / time	Batch
C10-C28 Diesel Range	ND	J3	0.100	1	10/21/2023 06:25	WG2153934
C28-C40 Oil Range	ND		0.100	1	10/21/2023 06:25	WG2153934
(S) o-Terphenyl	*55.3*		*52.0-156*		*10/21/2023 06:25*	WG2153934

Semi Volatile Organic Compounds (GC/MS) by Method 8270C-SIM

Analyte	Result mg/l	Qualifier	RDL mg/l	Dilution	Analysis date / time	Batch
Anthracene	ND		0.0000500	1	10/16/2023 20:02	WG2151585
Acenaphthene	ND		0.0000500	1	10/16/2023 20:02	WG2151585
Acenaphthylene	ND		0.0000500	1	10/16/2023 20:02	WG2151585
Benzo(a)anthracene	ND		0.0000500	1	10/16/2023 20:02	WG2151585
Benzo(a)pyrene	ND		0.0000500	1	10/16/2023 20:02	WG2151585
Benzo(b)fluoranthene	ND		0.0000500	1	10/16/2023 20:02	WG2151585
Benzo(g,h,i)perylene	ND		0.0000500	1	10/16/2023 20:02	WG2151585
Benzo(k)fluoranthene	ND		0.0000500	1	10/16/2023 20:02	WG2151585
Chrysene	ND		0.0000500	1	10/16/2023 20:02	WG2151585
Dibenz(a,h)anthracene	ND		0.0000500	1	10/16/2023 20:02	WG2151585
Fluoranthene	ND		0.000100	1	10/16/2023 20:02	WG2151585
Fluorene	ND		0.0000500	1	10/16/2023 20:02	WG2151585
Indeno(1,2,3-cd)pyrene	ND		0.0000500	1	10/16/2023 20:02	WG2151585
Naphthalene	ND		0.000250	1	10/16/2023 20:02	WG2151585
Phenanthrene	ND		0.0000500	1	10/16/2023 20:02	WG2151585
Pyrene	ND		0.0000500	1	10/16/2023 20:02	WG2151585
1-Methylnaphthalene	ND		0.000250	1	10/16/2023 20:02	WG2151585
2-Methylnaphthalene	ND		0.000250	1	10/16/2023 20:02	WG2151585
2-Chloronaphthalene	ND		0.000250	1	10/16/2023 20:02	WG2151585
(S) Nitrobenzene-d5	*115*		*31.0-160*		*10/16/2023 20:02*	WG2151585
(S) 2-Fluorobiphenyl	*95.3*		*48.0-148*		*10/16/2023 20:02*	WG2151585
(S) p-Terphenyl-d14	*107*		*37.0-146*		*10/16/2023 20:02*	WG2151585

Volatile Organic Compounds (GC) by Method 8015D/GRO

Analyte	Result mg/l	Qualifier	RDL mg/l	Dilution	Analysis date / time	Batch
TPH (GC/FID) Low Fraction	ND		0.100	1	10/19/2023 17:36	WG2154045
(S) a,a,a-Trifluorotoluene(FID)	*95.2*		*78.0-120*		*10/19/2023 17:36*	WG2154045

Volatile Organic Compounds (GC/MS) by Method 8260B

Analyte	Result mg/l	Qualifier	RDL mg/l	Dilution	Analysis date / time	Batch
Benzene	ND		0.00100	1	10/15/2023 10:39	WG2151529
Toluene	ND		0.00100	1	10/15/2023 10:39	WG2151529
Ethylbenzene	ND		0.00100	1	10/15/2023 10:39	WG2151529
Total Xylenes	ND		0.00300	1	10/15/2023 10:39	WG2151529
(S) Toluene-d8	*111*		*80.0-120*		*10/15/2023 10:39*	WG2151529
(S) 4-Bromofluorobenzene	*114*		*77.0-126*		*10/15/2023 10:39*	WG2151529
(S) 1,2-Dichloroethane-d4	*105*		*70.0-130*		*10/15/2023 10:39*	WG2151529

Semi-Volatile Organic Compounds (GC) by Method 8015

Analyte	Result mg/l	Qualifier	RDL mg/l	Dilution	Analysis date / time	Batch
C10-C28 Diesel Range	0.130	J3	0.100	1	10/21/2023 06:46	WG2153934
C28-C40 Oil Range	0.138		0.100	1	10/21/2023 06:46	WG2153934
(S) o-Terphenyl	*88.4*		*52.0-156*		*10/21/2023 06:46*	WG2153934

Semi Volatile Organic Compounds (GC/MS) by Method 8270C-SIM

Analyte	Result mg/l	Qualifier	RDL mg/l	Dilution	Analysis date / time	Batch
Anthracene	ND		0.0000500	1	10/16/2023 20:19	WG2151585
Acenaphthene	ND		0.0000500	1	10/16/2023 20:19	WG2151585
Acenaphthylene	ND		0.0000500	1	10/16/2023 20:19	WG2151585
Benzo(a)anthracene	ND		0.0000500	1	10/16/2023 20:19	WG2151585
Benzo(a)pyrene	ND		0.0000500	1	10/16/2023 20:19	WG2151585
Benzo(b)fluoranthene	ND		0.0000500	1	10/16/2023 20:19	WG2151585
Benzo(g,h,i)perylene	ND		0.0000500	1	10/16/2023 20:19	WG2151585
Benzo(k)fluoranthene	ND		0.0000500	1	10/16/2023 20:19	WG2151585
Chrysene	ND		0.0000500	1	10/16/2023 20:19	WG2151585
Dibenz(a,h)anthracene	ND		0.0000500	1	10/16/2023 20:19	WG2151585
Fluoranthene	ND		0.000100	1	10/16/2023 20:19	WG2151585
Fluorene	ND		0.0000500	1	10/16/2023 20:19	WG2151585
Indeno(1,2,3-cd)pyrene	ND		0.0000500	1	10/16/2023 20:19	WG2151585
Naphthalene	ND		0.000250	1	10/16/2023 20:19	WG2151585
Phenanthrene	ND		0.0000500	1	10/16/2023 20:19	WG2151585
Pyrene	ND		0.0000500	1	10/16/2023 20:19	WG2151585
1-Methylnaphthalene	ND		0.000250	1	10/16/2023 20:19	WG2151585
2-Methylnaphthalene	ND		0.000250	1	10/16/2023 20:19	WG2151585
2-Chloronaphthalene	ND		0.000250	1	10/16/2023 20:19	WG2151585
(S) Nitrobenzene-d5	*111*		*31.0-160*		*10/16/2023 20:19*	WG2151585
(S) 2-Fluorobiphenyl	*92.6*		*48.0-148*		*10/16/2023 20:19*	WG2151585
(S) p-Terphenyl-d14	*103*		*37.0-146*		*10/16/2023 20:19*	WG2151585

Volatile Organic Compounds (GC) by Method 8015D/GRO

Analyte	Result mg/l	Qualifier	RDL mg/l	Dilution	Analysis date / time	Batch
TPH (GC/FID) Low Fraction	ND		0.100	1	10/19/2023 17:55	WG2154045
(S) a,a,a-Trifluorotoluene(FID)	*97.2*		*78.0-120*		*10/19/2023 17:55*	WG2154045

Volatile Organic Compounds (GC/MS) by Method 8260B

Analyte	Result mg/l	Qualifier	RDL mg/l	Dilution	Analysis date / time	Batch
Benzene	ND		0.00100	1	10/15/2023 11:00	WG2151529
Toluene	ND		0.00100	1	10/15/2023 11:00	WG2151529
Ethylbenzene	ND		0.00100	1	10/15/2023 11:00	WG2151529
Total Xylenes	ND		0.00300	1	10/15/2023 11:00	WG2151529
(S) Toluene-d8	*112*		*80.0-120*		*10/15/2023 11:00*	WG2151529
(S) 4-Bromofluorobenzene	*115*		*77.0-126*		*10/15/2023 11:00*	WG2151529
(S) 1,2-Dichloroethane-d4	*105*		*70.0-130*		*10/15/2023 11:00*	WG2151529

Semi-Volatile Organic Compounds (GC) by Method 8015

Analyte	Result mg/l	Qualifier	RDL mg/l	Dilution	Analysis date / time	Batch
C10-C28 Diesel Range	0.122	J3	0.100	1	10/21/2023 07:06	WG2153934
C28-C40 Oil Range	0.146		0.100	1	10/21/2023 07:06	WG2153934
(S) o-Terphenyl	*87.4*		*52.0-156*		*10/21/2023 07:06*	WG2153934

Semi Volatile Organic Compounds (GC/MS) by Method 8270C-SIM

Analyte	Result mg/l	Qualifier	RDL mg/l	Dilution	Analysis date / time	Batch
Anthracene	ND		0.0000500	1	10/16/2023 20:37	WG2151585
Acenaphthene	ND		0.0000500	1	10/16/2023 20:37	WG2151585
Acenaphthylene	ND		0.0000500	1	10/16/2023 20:37	WG2151585
Benzo(a)anthracene	ND		0.0000500	1	10/16/2023 20:37	WG2151585
Benzo(a)pyrene	ND		0.0000500	1	10/16/2023 20:37	WG2151585
Benzo(b)fluoranthene	ND		0.0000500	1	10/16/2023 20:37	WG2151585
Benzo(g,h,i)perylene	ND		0.0000500	1	10/16/2023 20:37	WG2151585
Benzo(k)fluoranthene	ND		0.0000500	1	10/16/2023 20:37	WG2151585
Chrysene	ND		0.0000500	1	10/16/2023 20:37	WG2151585
Dibenz(a,h)anthracene	ND		0.0000500	1	10/16/2023 20:37	WG2151585
Fluoranthene	ND		0.000100	1	10/16/2023 20:37	WG2151585
Fluorene	ND		0.0000500	1	10/16/2023 20:37	WG2151585
Indeno(1,2,3-cd)pyrene	ND		0.0000500	1	10/16/2023 20:37	WG2151585
Naphthalene	ND		0.000250	1	10/16/2023 20:37	WG2151585
Phenanthrene	ND		0.0000500	1	10/16/2023 20:37	WG2151585
Pyrene	ND		0.0000500	1	10/16/2023 20:37	WG2151585
1-Methylnaphthalene	ND		0.000250	1	10/16/2023 20:37	WG2151585
2-Methylnaphthalene	ND		0.000250	1	10/16/2023 20:37	WG2151585
2-Chloronaphthalene	ND		0.000250	1	10/16/2023 20:37	WG2151585
(S) Nitrobenzene-d5	*108*		*31.0-160*		*10/16/2023 20:37*	WG2151585
(S) 2-Fluorobiphenyl	*88.4*		*48.0-148*		*10/16/2023 20:37*	WG2151585
(S) p-Terphenyl-d14	*99.5*		*37.0-146*		*10/16/2023 20:37*	WG2151585

Volatile Organic Compounds (GC) by Method 8015D/GRO

Analyte	Result mg/l	Qualifier	RDL mg/l	Dilution	Analysis date / time	Batch
TPH (GC/FID) Low Fraction	ND		0.100	1	10/19/2023 18:14	WG2154045
(S) a,a,a-Trifluorotoluene(FID)	*97.7*		*78.0-120*		*10/19/2023 18:14*	WG2154045

Volatile Organic Compounds (GC/MS) by Method 8260B

Analyte	Result mg/l	Qualifier	RDL mg/l	Dilution	Analysis date / time	Batch
Benzene	ND		0.00100	1	10/15/2023 11:23	WG2151529
Toluene	ND		0.00100	1	10/15/2023 11:23	WG2151529
Ethylbenzene	ND		0.00100	1	10/15/2023 11:23	WG2151529
Total Xylenes	ND		0.00300	1	10/15/2023 11:23	WG2151529
(S) Toluene-d8	*98.9*		*80.0-120*		*10/15/2023 11:23*	WG2151529
(S) 4-Bromofluorobenzene	*102*		*77.0-126*		*10/15/2023 11:23*	WG2151529
(S) 1,2-Dichloroethane-d4	*106*		*70.0-130*		*10/15/2023 11:23*	WG2151529

Semi-Volatile Organic Compounds (GC) by Method 8015

Analyte	Result mg/l	Qualifier	RDL mg/l	Dilution	Analysis date / time	Batch
C10-C28 Diesel Range	ND	J3	0.100	1	10/21/2023 07:26	WG2153934
C28-C40 Oil Range	ND		0.100	1	10/21/2023 07:26	WG2153934
(S) o-Terphenyl	*78.9*		*52.0-156*		*10/21/2023 07:26*	WG2153934

Semi Volatile Organic Compounds (GC/MS) by Method 8270C-SIM

Analyte	Result mg/l	Qualifier	RDL mg/l	Dilution	Analysis date / time	Batch
Anthracene	ND		0.0000500	1	10/16/2023 20:54	WG2151585
Acenaphthene	ND		0.0000500	1	10/16/2023 20:54	WG2151585
Acenaphthylene	ND		0.0000500	1	10/16/2023 20:54	WG2151585
Benzo(a)anthracene	ND		0.0000500	1	10/16/2023 20:54	WG2151585
Benzo(a)pyrene	ND		0.0000500	1	10/16/2023 20:54	WG2151585
Benzo(b)fluoranthene	ND		0.0000500	1	10/16/2023 20:54	WG2151585
Benzo(g,h,i)perylene	ND		0.0000500	1	10/16/2023 20:54	WG2151585
Benzo(k)fluoranthene	ND		0.0000500	1	10/16/2023 20:54	WG2151585
Chrysene	ND		0.0000500	1	10/16/2023 20:54	WG2151585
Dibenz(a,h)anthracene	ND		0.0000500	1	10/16/2023 20:54	WG2151585
Fluoranthene	ND		0.000100	1	10/16/2023 20:54	WG2151585
Fluorene	ND		0.0000500	1	10/16/2023 20:54	WG2151585
Indeno(1,2,3-cd)pyrene	ND		0.0000500	1	10/16/2023 20:54	WG2151585
Naphthalene	ND		0.000250	1	10/16/2023 20:54	WG2151585
Phenanthrene	ND		0.0000500	1	10/16/2023 20:54	WG2151585
Pyrene	ND		0.0000500	1	10/16/2023 20:54	WG2151585
1-Methylnaphthalene	ND		0.000250	1	10/16/2023 20:54	WG2151585
2-Methylnaphthalene	ND		0.000250	1	10/16/2023 20:54	WG2151585
2-Chloronaphthalene	ND		0.000250	1	10/16/2023 20:54	WG2151585
(S) Nitrobenzene-d5	*108*		*31.0-160*		*10/16/2023 20:54*	WG2151585
(S) 2-Fluorobiphenyl	*90.0*		*48.0-148*		*10/16/2023 20:54*	WG2151585
(S) p-Terphenyl-d14	*103*		*37.0-146*		*10/16/2023 20:54*	WG2151585

Volatile Organic Compounds (GC) by Method 8015D/GRO

Analyte	Result mg/l	Qualifier	RDL mg/l	Dilution	Analysis date / time	Batch
TPH (GC/FID) Low Fraction	ND		0.100	1	10/19/2023 18:33	WG2154045
(S) a,a,a-Trifluorotoluene(FID)	*97.4*		*78.0-120*		*10/19/2023 18:33*	WG2154045

Volatile Organic Compounds (GC/MS) by Method 8260B

Analyte	Result mg/l	Qualifier	RDL mg/l	Dilution	Analysis date / time	Batch
Benzene	ND		0.00100	1	10/15/2023 11:43	WG2151529
Toluene	ND		0.00100	1	10/15/2023 11:43	WG2151529
Ethylbenzene	ND		0.00100	1	10/15/2023 11:43	WG2151529
Total Xylenes	ND		0.00300	1	10/15/2023 11:43	WG2151529
(S) Toluene-d8	*126*	J1	*80.0-120*		*10/15/2023 11:43*	WG2151529
(S) 4-Bromofluorobenzene	*115*		*77.0-126*		*10/15/2023 11:43*	WG2151529
(S) 1,2-Dichloroethane-d4	*92.4*		*70.0-130*		*10/15/2023 11:43*	WG2151529

Semi-Volatile Organic Compounds (GC) by Method 8015

Analyte	Result mg/l	Qualifier	RDL mg/l	Dilution	Analysis date / time	Batch
C10-C28 Diesel Range	ND	J3	0.100	1	10/21/2023 07:46	WG2153934
C28-C40 Oil Range	ND		0.100	1	10/21/2023 07:46	WG2153934
(S) o-Terphenyl	*94.7*		*52.0-156*		*10/21/2023 07:46*	WG2153934

Semi Volatile Organic Compounds (GC/MS) by Method 8270C-SIM

Analyte	Result mg/l	Qualifier	RDL mg/l	Dilution	Analysis date / time	Batch
Anthracene	ND		0.0000500	1	10/16/2023 21:11	WG2151585
Acenaphthene	ND		0.0000500	1	10/16/2023 21:11	WG2151585
Acenaphthylene	ND		0.0000500	1	10/16/2023 21:11	WG2151585
Benzo(a)anthracene	ND		0.0000500	1	10/16/2023 21:11	WG2151585
Benzo(a)pyrene	ND		0.0000500	1	10/16/2023 21:11	WG2151585
Benzo(b)fluoranthene	ND		0.0000500	1	10/16/2023 21:11	WG2151585
Benzo(g,h,i)perylene	ND		0.0000500	1	10/16/2023 21:11	WG2151585
Benzo(k)fluoranthene	ND		0.0000500	1	10/16/2023 21:11	WG2151585
Chrysene	ND		0.0000500	1	10/16/2023 21:11	WG2151585
Dibenz(a,h)anthracene	ND		0.0000500	1	10/16/2023 21:11	WG2151585
Fluoranthene	ND		0.000100	1	10/16/2023 21:11	WG2151585
Fluorene	ND		0.0000500	1	10/16/2023 21:11	WG2151585
Indeno(1,2,3-cd)pyrene	ND		0.0000500	1	10/16/2023 21:11	WG2151585
Naphthalene	ND		0.000250	1	10/16/2023 21:11	WG2151585
Phenanthrene	ND		0.0000500	1	10/16/2023 21:11	WG2151585
Pyrene	ND		0.0000500	1	10/16/2023 21:11	WG2151585
1-Methylnaphthalene	ND		0.000250	1	10/16/2023 21:11	WG2151585
2-Methylnaphthalene	ND		0.000250	1	10/16/2023 21:11	WG2151585
2-Chloronaphthalene	ND		0.000250	1	10/16/2023 21:11	WG2151585
(S) Nitrobenzene-d5	*106*		*31.0-160*		*10/16/2023 21:11*	WG2151585
(S) 2-Fluorobiphenyl	*89.5*		*48.0-148*		*10/16/2023 21:11*	WG2151585
(S) p-Terphenyl-d14	*97.9*		*37.0-146*		*10/16/2023 21:11*	WG2151585

Method Blank (MB)

(MB) R3988703-2 10/19/23 11:38

Analyte	MB Result mg/l	MB Qualifier	MB MDL mg/l	MB RDL mg/l
TPH (GC/FID) Low Fraction	U		0.0314	0.100
(S) a,a,a-Trifluorotoluene(FID)	*96.3*			*78.0-120*

Laboratory Control Sample (LCS)

(LCS) R3988703-1 10/19/23 10:52

Analyte	Spike Amount mg/l	LCS Result mg/l	LCS Rec. %	Rec. Limits %	LCS Qualifier
TPH (GC/FID) Low Fraction	5.50	5.78	105	72.0-127	
(S) a,a,a-Trifluorotoluene(FID)			*102*	*78.0-120*	

Method Blank (MB)

(MB) R3987957-3 10/15/23 04:42

Analyte	MB Result mg/l	MB Qualifier	MB MDL mg/l	MB RDL mg/l
Benzene	0.000316	J	0.0000941	0.00100
Toluene	U		0.000278	0.00100
Ethylbenzene	U		0.000137	0.00100
Total Xylenes	U		0.000174	0.00300
(S) Toluene-d8	*114*			*80.0-120*
(S) 4-Bromofluorobenzene	*117*			*77.0-126*
(S) 1,2-Dichloroethane-d4	*103*			*70.0-130*

Laboratory Control Sample (LCS) • Laboratory Control Sample Duplicate (LCSD)

(LCS) R3987957-1 10/15/23 03:18 • (LCSD) R3987957-2 10/15/23 03:39

Analyte	Spike Amount mg/l	LCS Result mg/l	LCSD Result mg/l	LCS Rec. %	LCSD Rec. %	Rec. Limits %	LCS Qualifier	LCSD Qualifier	RPD %	RPD Limits %
Benzene	0.00500	0.00523	0.00493	105	98.6	70.0-123			5.91	20
Toluene	0.00500	0.00488	0.00468	97.6	93.6	79.0-120			4.18	20
Ethylbenzene	0.00500	0.00457	0.00447	91.4	89.4	79.0-123			2.21	20
Total Xylenes	0.0150	0.0141	0.0136	94.0	90.7	79.0-123			3.61	20
(S) Toluene-d8				*109*	*110*	*80.0-120*				
(S) 4-Bromofluorobenzene				*115*	*114*	*77.0-126*				
(S) 1,2-Dichloroethane-d4				*106*	*102*	*70.0-130*				

Method Blank (MB)

(MB) R3989366-1 10/20/23 22:02

Analyte	MB Result mg/l	MB Qualifier	MB MDL mg/l	MB RDL mg/l
C10-C28 Diesel Range	U		0.0222	0.100
C28-C40 Oil Range	U		0.0118	0.100
(S) o-Terphenyl	*93.5*			*52.0-156*

Laboratory Control Sample (LCS) • Laboratory Control Sample Duplicate (LCSD)

(LCS) R3989366-2 10/20/23 22:30 • (LCSD) R3989366-3 10/20/23 22:56

Analyte	Spike Amount mg/l	LCS Result mg/l	LCSD Result mg/l	LCS Rec. %	LCSD Rec. %	Rec. Limits %	LCS Qualifier	LCSD Qualifier	RPD %	RPD Limits %
C10-C28 Diesel Range	1.50	1.87	1.44	125	96.0	50.0-150		J3	26.0	20
(S) o-Terphenyl				*121*	*90.0*	*52.0-156*				

Method Blank (MB)

(MB) R3988181-2 10/16/23 14:16

Analyte	MB Result mg/l	MB Qualifier	MB MDL mg/l	MB RDL mg/l
Anthracene	U		0.0000190	0.0000500
Acenaphthene	U		0.0000190	0.0000500
Acenaphthylene	U		0.0000171	0.0000500
Benzo(a)anthracene	U		0.0000203	0.0000500
Benzo(a)pyrene	U		0.0000184	0.0000500
Benzo(b)fluoranthene	U		0.0000168	0.0000500
Benzo(g,h,i)perylene	U		0.0000184	0.0000500
Benzo(k)fluoranthene	U		0.0000202	0.0000500
Chrysene	U		0.0000179	0.0000500
Dibenz(a,h)anthracene	U		0.0000160	0.0000500
Fluoranthene	U		0.0000270	0.000100
Fluorene	U		0.0000169	0.0000500
Indeno(1,2,3-cd)pyrene	U		0.0000158	0.0000500
Naphthalene	U		0.0000917	0.000250
Phenanthrene	U		0.0000180	0.0000500
Pyrene	U		0.0000169	0.0000500
1-Methylnaphthalene	U		0.0000687	0.000250
2-Methylnaphthalene	U		0.0000674	0.000250
2-Chloronaphthalene	U		0.0000682	0.000250
(S) Nitrobenzene-d5	*111*			*31.0-160*
(S) 2-Fluorobiphenyl	*89.0*			*48.0-148*
(S) p-Terphenyl-d14	*100*			*37.0-146*

Laboratory Control Sample (LCS)

(LCS) R3988181-1 10/16/23 13:58

Analyte	Spike Amount mg/l	LCS Result mg/l	LCS Rec. %	Rec. Limits %	LCS Qualifier
Anthracene	0.0100	0.00985	98.5	67.0-150	
Acenaphthene	0.0100	0.00920	92.0	65.0-138	
Acenaphthylene	0.0100	0.0106	106	66.0-140	
Benzo(a)anthracene	0.0100	0.0107	107	61.0-140	
Benzo(a)pyrene	0.0100	0.0113	113	60.0-143	
Benzo(b)fluoranthene	0.0100	0.00974	97.4	58.0-141	
Benzo(g,h,i)perylene	0.0100	0.00925	92.5	52.0-153	
Benzo(k)fluoranthene	0.0100	0.00987	98.7	58.0-148	
Chrysene	0.0100	0.0103	103	64.0-144	
Dibenz(a,h)anthracene	0.0100	0.0103	103	52.0-155	
Fluoranthene	0.0100	0.0107	107	69.0-153	

Laboratory Control Sample (LCS)

(LCS) R3988181-1 10/16/23 13:58

Analyte	Spike Amount mg/l	LCS Result mg/l	LCS Rec. %	Rec. Limits %	LCS Qualifier
Fluorene	0.0100	0.0103	103	64.0-136	
Indeno(1,2,3-cd)pyrene	0.0100	0.0116	116	54.0-153	
Naphthalene	0.0100	0.00908	90.8	61.0-137	
Phenanthrene	0.0100	0.00959	95.9	62.0-137	
Pyrene	0.0100	0.0105	105	60.0-142	
1-Methylnaphthalene	0.0100	0.00994	99.4	66.0-142	
2-Methylnaphthalene	0.0100	0.00944	94.4	62.0-136	
2-Chloronaphthalene	0.0100	0.00942	94.2	64.0-140	
(S) Nitrobenzene-d5			*114*	*31.0-160*	
(S) 2-Fluorobiphenyl			*94.5*	*48.0-148*	
(S) p-Terphenyl-d14			*95.0*	*37.0-146*	

L1665985-01 Original Sample (OS) • Matrix Spike (MS) • Matrix Spike Duplicate (MSD)

(OS) L1665985-01 10/16/23 14:33 • (MS) R3988181-3 10/16/23 14:50 • (MSD) R3988181-4 10/16/23 15:08

Analyte	Spike Amount mg/l	Original Result mg/l	MS Result mg/l	MSD Result mg/l	MS Rec. %	MSD Rec. %	Dilution	Rec. Limits %	MS Qualifier	MSD Qualifier	RPD %	RPD Limits %
Anthracene	0.00952	ND	0.00941	0.00899	98.8	94.4	1	56.0-156			4.57	20
Acenaphthene	0.00952	ND	0.00900	0.00843	94.5	88.6	1	44.0-153			6.54	20
Acenaphthylene	0.00952	ND	0.0105	0.00979	110	103	1	53.0-150			7.00	20
Benzo(a)anthracene	0.00952	ND	0.0107	0.0101	112	106	1	47.0-151			5.77	20
Benzo(a)pyrene	0.00952	ND	0.0112	0.0108	118	113	1	45.0-146			3.64	20
Benzo(b)fluoranthene	0.00952	ND	0.00978	0.00937	103	98.4	1	43.0-142			4.28	20
Benzo(g,h,i)perylene	0.00952	ND	0.00918	0.00884	96.4	92.9	1	40.0-147			3.77	20
Benzo(k)fluoranthene	0.00952	ND	0.00991	0.00954	104	100	1	43.0-148			3.80	21
Chrysene	0.00952	ND	0.0105	0.00995	110	105	1	50.0-148			5.38	20
Dibenz(a,h)anthracene	0.00952	ND	0.0102	0.00971	107	102	1	37.0-151			4.92	20
Fluoranthene	0.00952	ND	0.0104	0.0100	109	105	1	56.0-157			3.92	20
Fluorene	0.00952	ND	0.0101	0.00956	106	100	1	48.0-148			5.49	20
Indeno(1,2,3-cd)pyrene	0.00952	ND	0.0118	0.0112	124	118	1	41.0-148			5.22	20
Naphthalene	0.00952	ND	0.00889	0.00836	93.4	87.8	1	10.0-160			6.14	20
Phenanthrene	0.00952	ND	0.00942	0.00914	98.9	96.0	1	47.0-147			3.02	20
Pyrene	0.00952	ND	0.0105	0.00983	110	103	1	51.0-148			6.59	20
1-Methylnaphthalene	0.00952	ND	0.00972	0.00918	102	96.4	1	21.0-160			5.71	20
2-Methylnaphthalene	0.00952	ND	0.00923	0.00873	97.0	91.7	1	31.0-160			5.57	20
2-Chloronaphthalene	0.00952	ND	0.00912	0.00861	95.8	90.4	1	52.0-148			5.75	20
(S) Nitrobenzene-d5					*115*	*116*		*31.0-160*				
(S) 2-Fluorobiphenyl					*97.4*	*96.8*		*48.0-148*				
(S) p-Terphenyl-d14					*99.5*	*101*		*37.0-146*				

Guide to Reading and Understanding Your Laboratory Report

The information below is designed to better explain the various terms used in your report of analytical results from the Laboratory. This is not intended as a comprehensive explanation, and if you have additional questions please contact your project representative.

Results Disclaimer - Information that may be provided by the customer, and contained within this report, include Permit Limits, Project Name, Sample ID, Sample Matrix, Sample Preservation, Field Blanks, Field Spikes, Field Duplicates, On-Site Data, Sampling Collection Dates/Times, and Sampling Location. Results relate to the accuracy of this information provided, and as the samples are received.

Abbreviations and Definitions

MDL	Method Detection Limit.
ND	Not detected at the Reporting Limit (or MDL where applicable).
RDL	Reported Detection Limit.
Rec.	Recovery.
RPD	Relative Percent Difference.
SDG	Sample Delivery Group.
(S)	Surrogate (Surrogate Standard) - Analytes added to every blank, sample, Laboratory Control Sample/Duplicate and Matrix Spike/Duplicate; used to evaluate analytical efficiency by measuring recovery. Surrogates are not expected to be detected in all environmental media.
U	Not detected at the Reporting Limit (or MDL where applicable).
Analyte	The name of the particular compound or analysis performed. Some Analyses and Methods will have multiple analytes reported.
Dilution	If the sample matrix contains an interfering material, the sample preparation volume or weight values differ from the standard, or if concentrations of analytes in the sample are higher than the highest limit of concentration that the laboratory can accurately report, the sample may be diluted for analysis. If a value different than 1 is used in this field, the result reported has already been corrected for this factor.
Limits	These are the target % recovery ranges or % difference value that the laboratory has historically determined as normal for the method and analyte being reported. Successful QC Sample analysis will target all analytes recovered or duplicated within these ranges.
Original Sample	The non-spiked sample in the prep batch used to determine the Relative Percent Difference (RPD) from a quality control sample. The Original Sample may not be included within the reported SDG.
Qualifier	This column provides a letter and/or number designation that corresponds to additional information concerning the result reported. If a Qualifier is present, a definition per Qualifier is provided within the Glossary and Definitions page and potentially a discussion of possible implications of the Qualifier in the Case Narrative if applicable.
Result	The actual analytical final result (corrected for any sample specific characteristics) reported for your sample. If there was no measurable result returned for a specific analyte, the result in this column may state “ND” (Not Detected) or “BDL” (Below Detectable Levels). The information in the results column should always be accompanied by either an MDL (Method Detection Limit) or RDL (Reporting Detection Limit) that defines the lowest value that the laboratory could detect or report for this analyte.
Uncertainty (Radiochemistry)	Confidence level of 2 sigma.
Case Narrative (Cn)	A brief discussion about the included sample results, including a discussion of any non-conformances to protocol observed either at sample receipt by the laboratory from the field or during the analytical process. If present, there will be a section in the Case Narrative to discuss the meaning of any data qualifiers used in the report.
Quality Control Summary (Qc)	This section of the report includes the results of the laboratory quality control analyses required by procedure or analytical methods to assist in evaluating the validity of the results reported for your samples. These analyses are not being performed on your samples typically, but on laboratory generated material.
Sample Chain of Custody (Sc)	This is the document created in the field when your samples were initially collected. This is used to verify the time and date of collection, the person collecting the samples, and the analyses that the laboratory is requested to perform. This chain of custody also documents all persons (excluding commercial shippers) that have had control or possession of the samples from the time of collection until delivery to the laboratory for analysis.
Sample Results (Sr)	This section of your report will provide the results of all testing performed on your samples. These results are provided by sample ID and are separated by the analyses performed on each sample. The header line of each analysis section for each sample will provide the name and method number for the analysis reported.
Sample Summary (Ss)	This section of the Analytical Report defines the specific analyses performed for each sample ID, including the dates and times of preparation and/or analysis.

Qualifier	Description
J	The identification of the analyte is acceptable; the reported value is an estimate.
J1	Surrogate recovery limits have been exceeded; values are outside upper control limits.
J3	The associated batch QC was outside the established quality control range for precision.

Pace Analytical National 12065 Lebanon Rd Mount Juliet, TN 37122

Alabama	40660	Nebraska	NE-OS-15-05
Alaska	17-026	Nevada	TN000032021-1
Arizona	AZ0612	New Hampshire	2975
Arkansas	88-0469	New Jersey–NELAP	TN002
California	2932	New Mexico [1]	TN00003
Colorado	TN00003	New York	11742
Connecticut	PH-0197	North Carolina	Env375
Florida	E87487	North Carolina [1]	DW21704
Georgia	NELAP	North Carolina [3]	41
Georgia [1]	923	North Dakota	R-140
Idaho	TN00003	Ohio–VAP	CL0069
Illinois	200008	Oklahoma	9915
Indiana	C-TN-01	Oregon	TN200002
Iowa	364	Pennsylvania	68-02979
Kansas	E-10277	Rhode Island	LAO000356
Kentucky [1 6]	KY90010	South Carolina	84004002
Kentucky [2]	16	South Dakota	n/a
Louisiana	AI30792	Tennessee [1 4]	2006
Louisiana	LA018	Texas	T104704245-20-18
Maine	TN00003	Texas [5]	LAB0152
Maryland	324	Utah	TN000032021-11
Massachusetts	M-TN003	Vermont	VT2006
Michigan	9958	Virginia	110033
Minnesota	047-999-395	Washington	C847
Mississippi	TN00003	West Virginia	233
Missouri	340	Wisconsin	998093910
Montana	CERT0086	Wyoming	A2LA
A2LA – ISO 17025	1461.01	AIHA-LAP,LLC EMLAP	100789
A2LA – ISO 17025 [5]	1461.02	DOD	1461.01
Canada	1461.01	USDA	P330-15-00234
EPA–Crypto	TN00003		

[1] Drinking Water [2] Underground Storage Tanks [3] Aquatic Toxicity [4] Chemical/Microbiological [5] Mold [6] Wastewater n/a Accreditation not applicable

* Not all certifications held by the laboratory are applicable to the results reported in the attached report.

* Accreditation is only applicable to the test methods specified on each scope of accreditation held by Pace Analytical.

Company Name/Address:
Rio Grande Resources Corp
219 S 2nd St
Raton, NM 87740

Billing Information:
Bruce Norquist
PO Box 1150
Grants , NM 87020

Pres Chk

Report to: Eric Roads

Email To: eroads@enganalytics.com;tdavis@enganalytics.

Project Description: Mt Taylor

City/State Collected: Grants, New Mexico

Please Circle: PT MT CT ET

Phone: 970-488-3111

Client Project # 111360

Lab Project # RIOGRAGNM-MTTAYLOR

Collected by (print): Tyler Davis

Site/Facility ID # –

P.O. # –

Collected by (signature): Tyler Davis

Immediately Packed on Ice N ___ Y ✓

Rush? (Lab MUST Be Notified)
___ Same Day ___ Five Day
___ Next Day ___ 5 Day (Rad Only)
___ Two Day ~~___ 10 Day (Rad Only)~~
___ Three Day

Quote # –

Date Results Needed

Chain of Custody Page ___ of ___

Pace
PEOPLE ADVANCING SCIENCE

MT JULIET, TN
12065 Lebanon Rd Mount Juliet, TN 37122
Submitting a sample via this chain of custody constitutes acknowledgment and acceptance of the Pace Terms and Conditions found at: https://info.pacelabs.com/hubfs/pas-standard-terms.pdf

SDG # L1164053

Ta H088

Acctnum: RIOGRAGNM
Template: T238214
Prelogin: P1026344
PM: 732 - Donna Eidson
PB: NG 9/22/23

Shipped Via: FedEX Ground

Analysis / Container / Preservative

Sample ID	Comp/Grab	Matrix *	Depth	Date	Time	No. of Cntrs	DROORGLVI 40mlAmb-HCl-BT	GRO 40mlAmb HCl	PAHSIMLVI 40mlAmb-NoPres-WT	SV8270PAH 4ozClr-NoPres	V8260BTEX 40mlAmb-HCl	V8260BTEX 40mlAmb/MeOH10ml/Syr				Remarks	Sample # (lab only)
MT-GW-TS781-DW10-100923-K3	Grab	GW	781	10-9-23	0928	9	X	X	X		X						-01
MT-GW-TS781-DW10-100923-K2	Grab	GW	781	10-9-23	1003	9	X	X	X		X						-02
MT-GW-TS781-DW10-100923-	Grab	GW	781	10-9-23	1022	9	X	X	X		X						-03
MT-GW-TS463-DW10-100923-K3	Grab	GW	463	10-9-23	1053	9	X	X	X		X						-04
MT-GW-TS463-DW10-100923	Grab	GW	463	10-9-23	1223	9	X	X	X		X						-05
MT-GW-TS961-DW8-100923-K3	Grab	GW	961	10-9-23	1450	9	X	X	X		X						-06
MT-GW-TS961-DW8-100923-K1	Grab	GW	961	10-9-23	1558	9	X	X	X		X						-07
MT-GW-TS961-DW8-100923	Grab	GW	961	10-9-23	1558	9	X	X	X		X						-08
MT-GW-TS840-DW8-100923-K3	Grab	GW	840	10-9-23	1633	9	X	X	X		X						-09
MT-GW-TS840-DW8-100923	Grab	GW	840	10-9-23	1724	9	X	X	X		X						-10

* Matrix:
SS - Soil AIR - Air F - Filter
GW - Groundwater B - Bioassay
WW - WasteWater
DW - Drinking Water
OT - Other_____

Remarks: Some samples had effervescence during sampling and developed air in bottle after filling

pH _____ Temp _____
Flow _____ Other _____

Samples returned via: __ UPS __ FedEx __ Courier _____

Tracking # 6841 8349 2618

Sample Receipt Checklist
COC Seal Present/Intact: __NP ✓Y __N
COC Signed/Accurate: ✓Y __N
Bottles arrive intact: ✓Y __N
Correct bottles used: ✓Y __N
Sufficient volume sent: ✓Y __N
If Applicable
VOA Zero Headspace: ✓Y __N
Preservation Correct/Checked: __Y __N
RAD Screen <0.5 mR/hr: ✓Y __N

Relinquished by : (Signature)	Date:	Time:	Received by: (Signature)	Trip Blank Received: Yes / No (HCL / MeoH) TBR
[signature]	10-12-2023	1709		1
Relinquished by : (Signature)	Date:	Time:	Received by: (Signature)	Temp: ~~DRAT~~ °C Bottles Received:
				2.7+0=2.7 90
Relinquished by : (Signature)	Date:	Time:	Received for lab by: (Signature)	Date: Time:
			[signature] (18)	10/13/23 0900

If preservation required by Login: Date/Time

Hold:

Condition: NCF / OK

10/14-NCF-L1666531 RIOGRAGNM

R5

Time estimate: oh **Time spent:** oh

Members

Hailey Melson (responsible) JVH John V Hawkins

Due on *18 October 2023 8:00 AM* for target *Done*

- [ ] Parameter(s) past holding time
- [ ] Temperature not in range
- [ ] Improper container type
- [ ] pH not in range
- [ ] Insufficient sample volume
- [ ] Sample is biphasic
- [x] Vials received with headspace
- [ ] Broken container
- [ ] Sufficient sample remains
- [ ] If broken container: Insufficient packing material around container
- [ ] If broken container: Insufficient packing material inside cooler
- [ ] If broken container: Improper handling by carrier:_____
- [ ] If broken container: Sample was frozen
- [ ] If broken container: Container lid not intact
- [ ] Client informed by Call
- [ ] Client informed by Email
- [ ] Client informed by Voicemail
- [x] Date/Time:_10-16-23__7:32_____
- [x] PM initials:_JVH_____
- [ ] Client Contact:_____

Comments

Hailey Melson *14 October 2023 10:09 AM*

For IDs: MT-GW-TS781-DW10-100923-, MT-GW-TS961-DW8-100923-K2, MT-GW-TS961-DW8-100923-, MT-GW-TS840-DW8-100923- all vials were received with headspace.

John V Hawkins *16 October 2023 7:33 AM*

Client noted on COC that they encountered effervesive during collection.

Proceed and qualify as needed.

Hailey Melson *17 October 2023 8:18 AM*

Done

APPENDIX J

Disposal Cell As-built Drawings

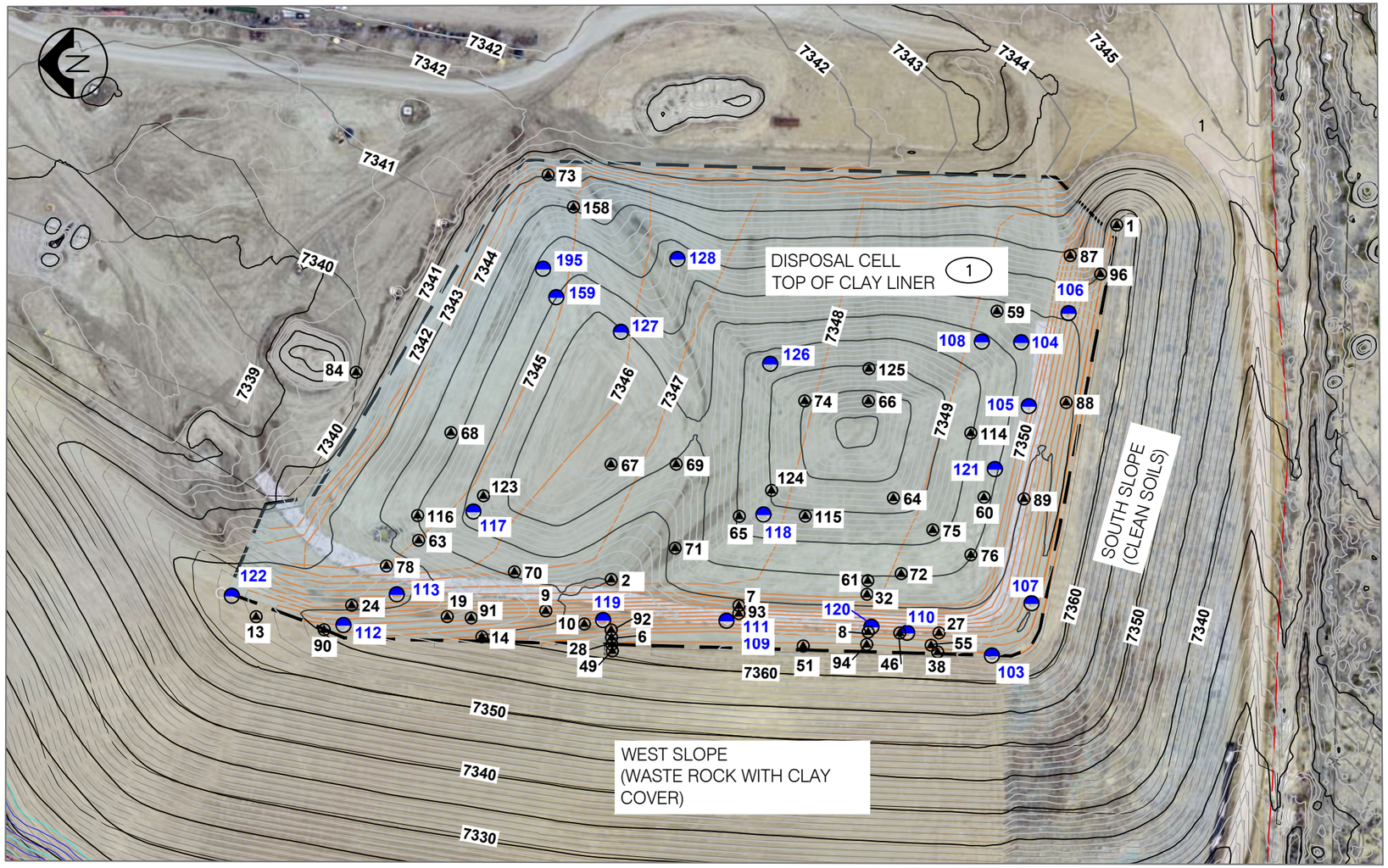

Key Map

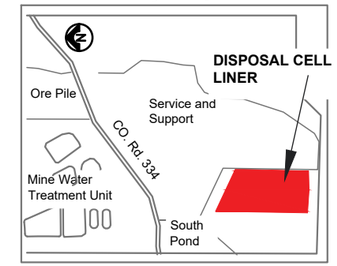

NOTES

1. CLAY LINER IN DISPOSAL CELL - CONSISTING OF 1' THICK COMPACTED CLAY LINER IN SHADED AREA. ELEVATIONS PER CSTI SURVEY IN AUGUST 2018. TOTAL SURFACE AREA OF LINER = 4.7 ACRES

2. LINER COMPACTION TESTS PERFORMED BY NV 5 FROM JULY 2018 TO NOVEMBER 2018. (SEE LEGEND BELOW.)

LEGEND

- 121 — CLAY LINER COMPACTION TEST LOCATION WITH TEST NUMBER
- 76 — SUBGRADE COMPACTION TEST LOCATION WITH TEST NUMBER
- CLAY LINER LOCATION
- CLAY LINER CONTOUR LINE (TOP OF CLAY LINER)
- EXISTING GRADES CONTOUR LINE

0 50 100 150 200 FT
GRAPHIC SCALE

AS-BUILT

1. THE TOPO LINES AND ELEVATIONS SHOWN ON THIS PLAN REFLECT THE FINAL GRADES ON THE SURFACE OF THE CLAY LINER OF THE DISPOSAL CELL. TOPO SHOWN BASED ON SURVEY IN AUGUST 2018 BY CSTI, LLC AND ADJUSTED ACCORDING TO FIELD OBSERVATIONS BY EL ENGINEERING, LLC.

EDWARD O. LOESCHER
NEW MEXICO
18125
PROFESSIONAL ENGINEER

REV	DESCRIPTION	DATE	DRAWN BY	ENGINEER	APPROVED
AB	AS-BUILT DRAWING (2018)	1-26-2021	EL	EL	AK

RIO GRANDE RESOURCES CORP.
MOUNT TAYLOR MINE - *San Mateo, NM*

Prepared By: Alan Kuhn Associates LLC
Drawn By: EL Engineering Services LLC
PRINT SIZE: B
SCALE: As Shown

SHEET TITLE: DISPOSAL CELL CLAY LINER (AS-BUILT - AUGUST 2018)

SHEET NO. SW06-AB
DWG NO. GSSW-CB106-AB
AB

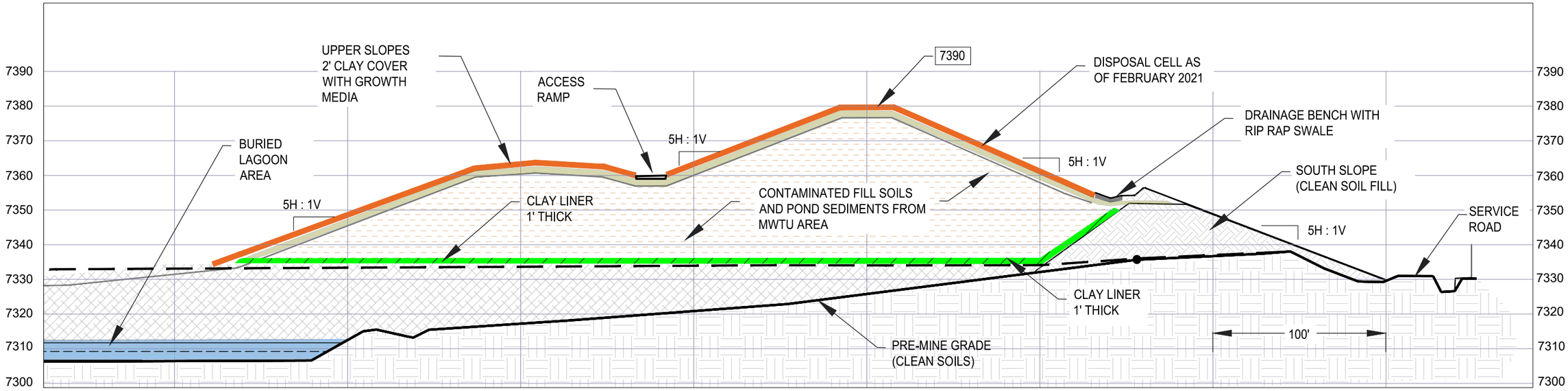

AA SW01AB SECTION AA - N/S SECTION THROUGH WASTE ROCK PILE AND DISPOSAL CELL (FEBRUARY 2021)

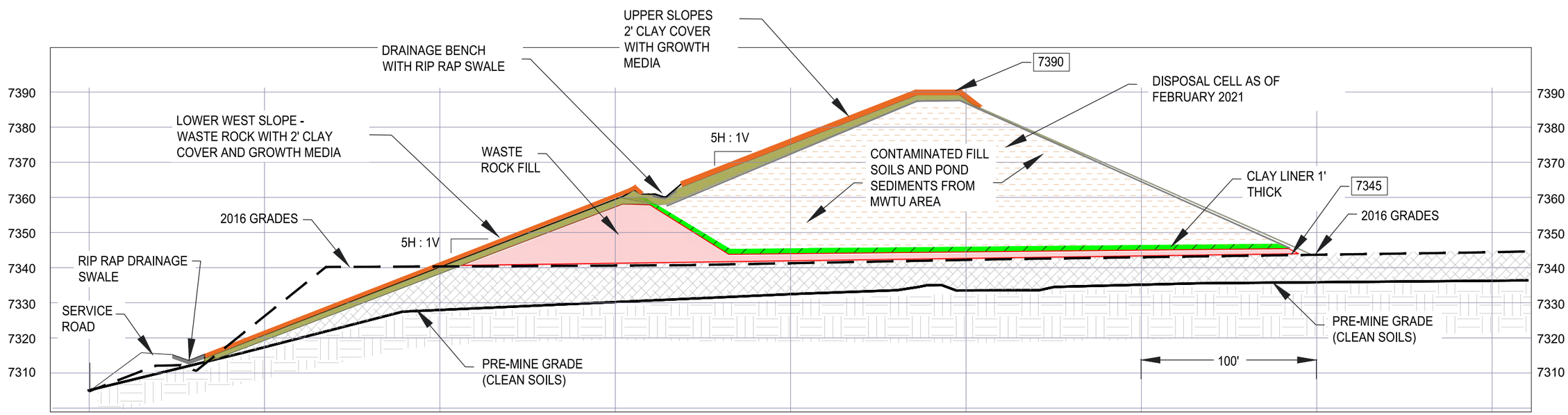

BB SW01AB SECTION BB - E/W SECTION THROUGH EXISTING WASTE ROCK PILE AND DISPOSAL CELL (FEBRUARY 2021)

AS-BUILT

NOTE: SITE TOPOGRAPHY BASED ON SURVEY DATA BYS3
DISPOSAL CELL SURVEY PERFORMED ON FEBRUARY 2, 2021.

0 30 60 90 120 FT
GRAPHIC SCALE
(VERTICAL SCALE = 2X HORIZONTAL)

EDWARD O. LOESCHER
NEW MEXICO
18125
PROFESSIONAL ENGINEER

RIO GRANDE RESOURCES CORP.
MOUNT TAYLOR MINE - *San Mateo, NM*

Prepared By:	Drawn By:	PRINT SIZE:	SHEET TITLE:
Alan Kuhn Associates LLC	EL Engineering Services LLC	B	SECTIONS THROUGH THE DISPOSAL CELL (AS-BUILT FEBRUARY 2021)
		SCALE: As Shown	

SHEET NO.	DWG NO.	
SW02AB	GSSW-CB02-AB	AB

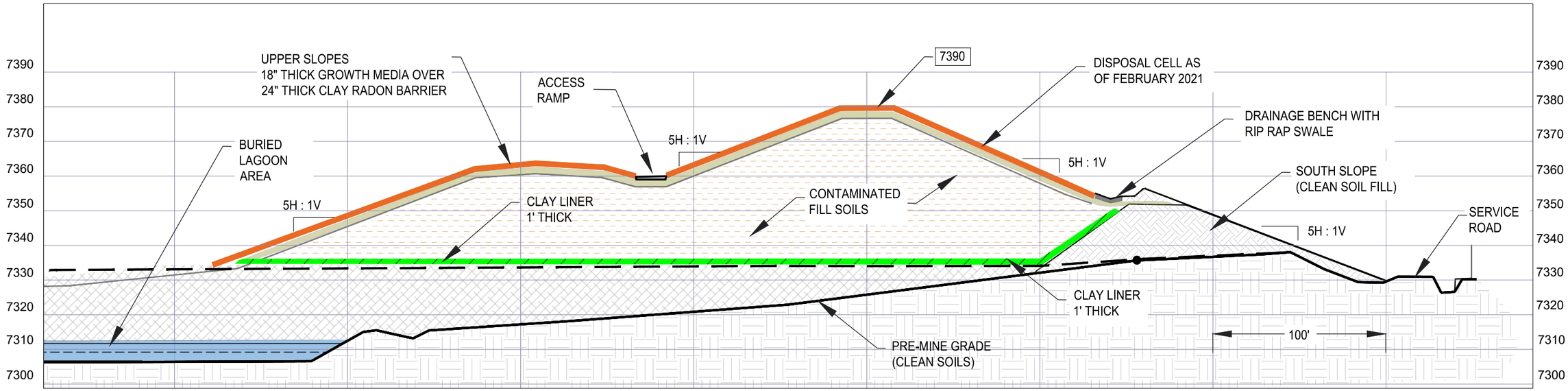

AA / SW01AB SECTION AA - N/S SECTION THROUGH WASTE ROCK PILE AND DISPOSAL CELL (FEBRUARY 2021)

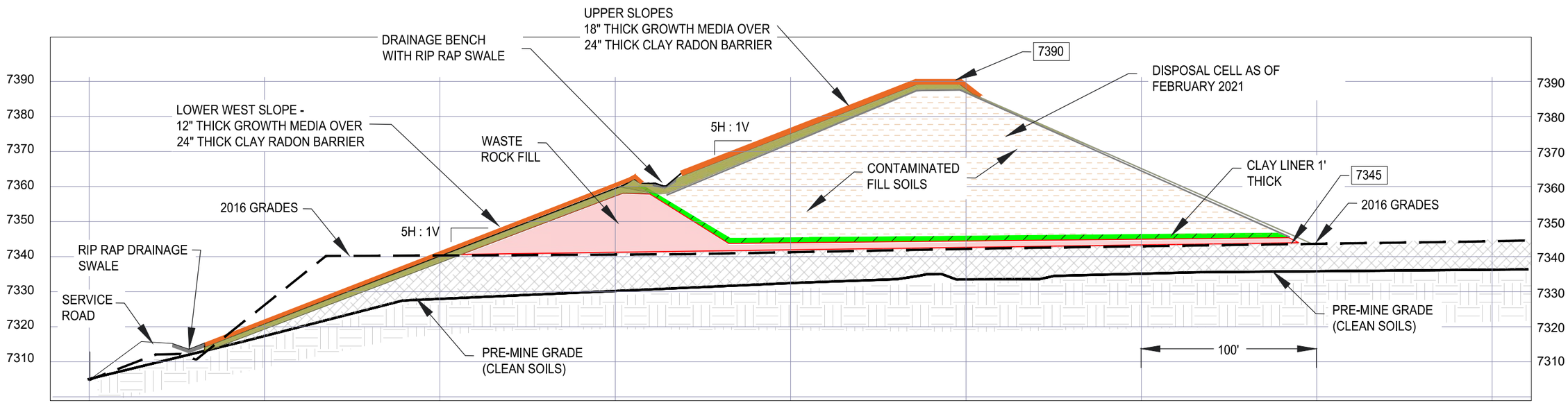

BB / SW01AB SECTION BB - E/W SECTION THROUGH EXISTING WASTE ROCK PILE AND DISPOSAL CELL (FEBRUARY 2021)

AS-BUILT

NOTE: SITE TOPOGRAPHY BASED ON SURVEY DATA BYS3
DISPOSAL CELL SURVEY PERFORMED ON FEBRUARY 2, 2021.

0 30 60 90 120 FT
GRAPHIC SCALE

(VERTICAL SCALE = 2X HORIZONTAL)

EDWARD O. LOESCHER
NEW MEXICO
18125
PROFESSIONAL ENGINEER

RIO GRANDE RESOURCES CORP.
MOUNT TAYLOR MINE - *San Mateo, NM*

Prepared By:	Drawn By:	PRINT SIZE:	SHEET TITLE:
Alan Kuhn Associates LLC	EL Engineering Services LLC	B	SECTIONS THROUGH THE DISPOSAL CELL (AS-BUILT FEBRUARY 2021)
		SCALE: As Shown	

SHEET NO.	DWG NO.	
SW02AB	GSSW-CB02-AB	AB

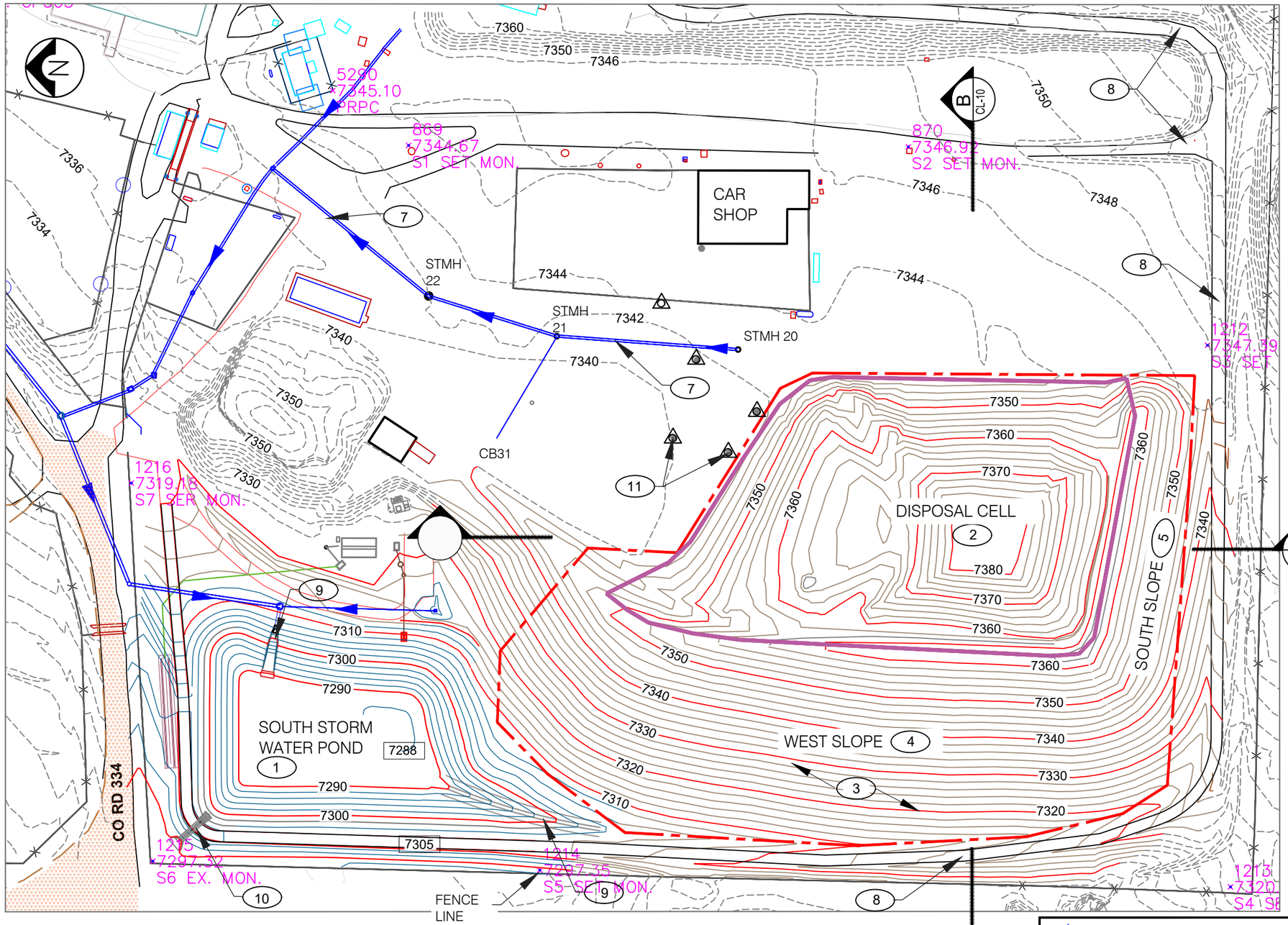

NOTES:

1. SOUTH STORM WATER POND WITH 2' THICK CLAY LINER
2. WASTE ROCK PILE AS OF DECEMBER 2019
3. WASTE ROCK PILE SLOPES = 5H TO 1V
4. WEST SLOPE = WASTE ROCK WITH 2' RADON BARRIER COVER SOILS.
5. SOUTH SLOPE = CONSTRUCTED WITH CLEAN SOILS
6. THE DISPOSAL CELL CONTOURS REFLECT THE TOP OF THE CONTAMINATED FILL AT THE END OF 2019. ADDITIONAL FILL AND THE RADON BARRIER CLAY COVER SOILS ARE PLACED IN 2020.
7. STORM DRAINAGE PIPES, MANHOLES
8. SERVICE ROADS
9. CONCRETE CHUTE
10. OVERFLOW PIPES = 2 -24" DIA.CMP PIPES
11. LAGOON DEWATERING WELLS.

LEGEND

- 0000 SPOT ELEVATIONS
- EXISTING CONTOURS
- SOUTH POND CONTOURS
- 2' INTERVAL CONTOURS
- 10' INTERVAL CONTOURS
- DRAINAGE PIPES
- EXTENTS OF 1' THICK CLAY LINER
- WASTE ROCK PILE LIMITS = 11.5 ACRES

NOTE: SITE TOPOGRAPHY BASED ON SURVEY DATA BY CSTI.
DISPOSAL CELL SURVEY PERFORMED ON DECEMBER 06, 2019.
CONTOUR INTERVALS = 2' VERTICAL.

0 75 150 225 300 FT
GRAPHIC SCALE

AS-BUILT

RIO GRANDE RESOURCES CORP.
MOUNT TAYLOR MINE - *San Mateo, NM*

Prepared By:	Drawn By:	PRINT SIZE:	SHEET TITLE:	
Alan Kuhn Associates LLC	EL Engineering Services LLC	B	WASTE ROCK PILE / DISPOSAL CELL (AS-BUILT DECEMBER 2019)	
		SCALE: As Shown	SHEET NO. SW01-AB	DWG NO. GSSW-CB101-AB	AB

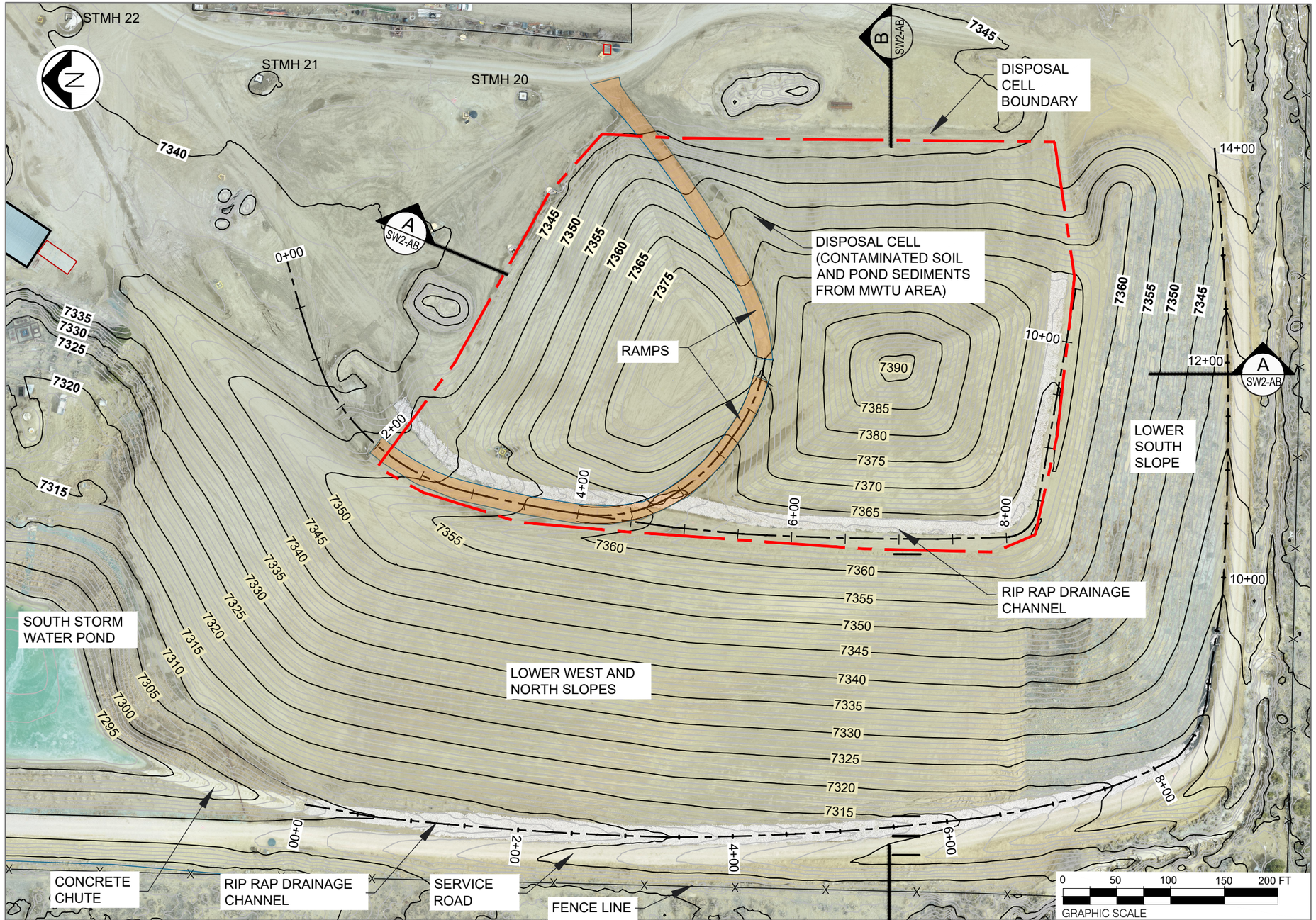

1. THE TOPO LINES (1' CONTOURS) AND ELEVATIONS SHOWN ON THIS PLAN REFLECT THE GRADES OF THE WASTE ROCK PILE / DISPOSAL CELL ON FEBRUARY 2, 2021. THE BACKGROUND PHOTO AND TOPOGRAPHIC INFORMATION IS BASED ON THE DRONE SURVEY BY S3 SURVEYORS DATED 2-2-2021.

AS-BUILT

EDWARD O. LOESCHER
NEW MEXICO
18125
PROFESSIONAL ENGINEER

RIO GRANDE RESOURCES CORP.
MOUNT TAYLOR MINE - *San Mateo, NM*

Prepared By: Alan Kuhn Associates LLC	Drawn By: EL Engineering Services LLC	PRINT SIZE: B SCALE: As Shown	SHEET TITLE: WASTE ROCK PILE / DISPOSAL CELL AS-BUILT - FEBRUARY 2021
			SHEET NO. SW01-AB · DWG NO. GSSW-CB101-AB · AB

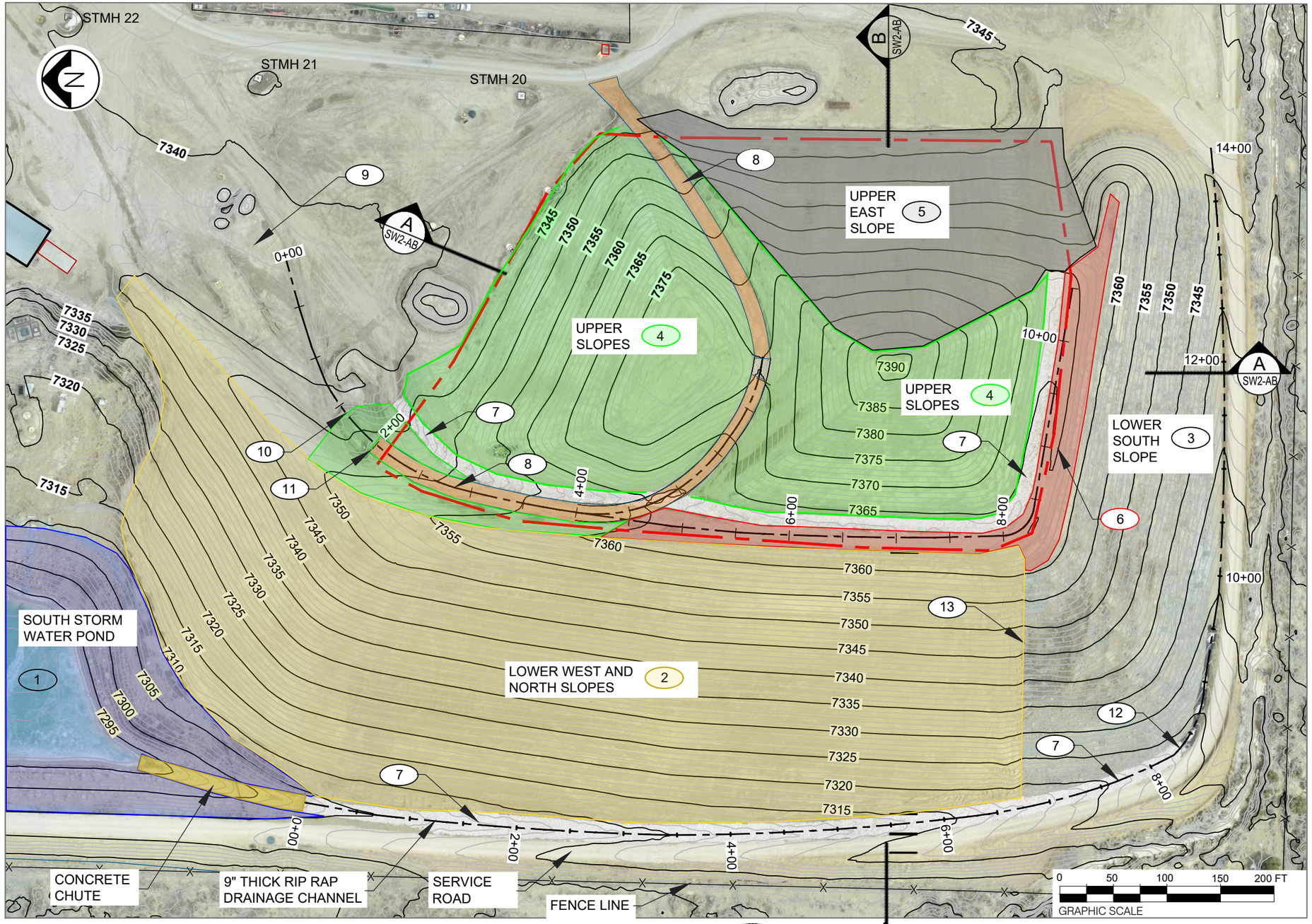

NOTES AND LEGEND:

1. SOUTH STORM WATER POND - CLEAN SOIL COVERED WITH 2' THICK CLAY LINER AND 6" SOIL PROTECTIVE COVER.
2. LOWER WEST AND NORTH SLOPES - WASTE ROCK COVERED WITH 2' THICK CLAY RADON BARRIER AND 12" LOAM GROWTH MEDIA.
3. LOWER SOUTH SLOPE - CONSTRUCTED WITH CLEAN SOILS.
4. UPPER SLOPES - CONTAMINATED SOILS COVERED WITH 2' THICK CLAY RADON BARRIER AND 18" LOAM GROWTH MEDIA.
5. UPPER EAST SLOPE - CONTAMINATED SOILS COVERED WITH 6" THICK CLAY.
6. DRAINAGE BENCH - 2' THICK CLAY RADON BARRIER AND LOAM GROWTH MEDIA OF VARYING THICKNESS.
7. RIP RAP - 9" TO 12" THICK - WIDTH VARIES - ARMOR FOR DRAINAGE SWALE
8. ACCESS RAMPS - 2' THICK CLAY RADON BARRIER AND 6" ROAD GRAVEL COVER.
9. FUTURE TOE OF RAMP OUTLINE.
10. CLAY RADON BARRIER ENDS AT STATION 1+60.
11. RAMP GRADING ENDS AT STATION 2+00.
12. LOWER RIP RAP CHANNEL ENDS AT STATION 8+20
13. LOAM GROWTH MEDIA ON LOWER WEST SLOPE ENDS AT STATION 6+60

1. THE TOPO LINES (1' CONTOURS) AND ELEVATIONS SHOWN ON THIS PLAN REFLECT THE GRADES OF THE WASTE ROCK PILE / DISPOSAL CELL ON FEBRUARY 2, 2021. THE BACKGROUND PHOTO AND TOPOGRAPHIC INFORMATION IS BASED ON THE DRONE SURVEY BY S3 SURVEYORS DATED 2-2-2021.

AS-BUILT

EDWARD O. LOESCHER
NEW MEXICO
18125
PROFESSIONAL ENGINEER

RIO GRANDE RESOURCES CORP.
MOUNT TAYLOR MINE - *San Mateo, NM*

Prepared By:	Drawn By:	PRINT SIZE:	SHEET TITLE:	
Alan Kuhn Associates LLC	EL Engineering Services LLC	B	WASTE ROCK PILE / DISPOSAL CELL AS-BUILT - FEBRUARY 2021	
		SCALE: As Shown	SHEET NO. SW01-AB	DWG NO. GSSW-CB101-AB	AB