Appendix A
Sample List

Appendix A - Sample List

Sample ID	Sample type	Year sampled	Sample Location/Drillhole	From (ft)	To (ft)	Lithology	Oxidation	Material type
604804	Core	2010	CF-10-03	390.0	400.0	Biotite breccia	Sulfide	Sulfide ore
605013	Core	2010	CF-10-06	77.0	88.5	Biotite breccia	Sulfide	Sulfide ore
604854	Core	2010	CF-10-03	753.0	761.0	Biotite breccia	Sulfide	Sulfide ore
604862	Core	2010	CF-10-03	806.0	815.0	Biotite breccia	Sulfide	Sulfide ore
604867	Core	2010	CF-10-03	833.0	840.0	Biotite breccia	Sulfide	Sulfide ore
604790	Core	2010	CF-10-03	280.0	290.0	Biotite breccia	Sulfide	Sulfide ore
CF-11-01-B, 268.8-292	Core	2011	CF-11-01-B	268.8	292	Biotite breccia	Sulfide	Sulfide ore
CF-11-01-B, 575-610	Core	2011	CF-11-01-B	575	610	Biotite breccia	Sulfide	Sulfide ore
CF-11-03, 243-276.5	Core	2011	CF-11-03	243	276.5	Biotite breccia	Sulfide	Sulfide ore
CF-11-01-B, 465-480	Core	2011	CF-11-01-B	465	480	Biotite breccia	Sulfide	Sulfide ore
CF-11-03, 316.8-341.8	Core	2011	CF-11-03	316.8	341.8	Biotite breccia	Sulfide	Sulfide ore
604811	Core	2010	CF-10-03	445.0	454.0	Biotite breccia	Sulfide	Sulfide ore
605200	Core	2010	CF-10-05	109.0	117.0	Biotite breccia	Sulfide	Sulfide ore
605209	Core	2010	CF-10-05	169.5	180.0	Biotite breccia	Sulfide	Sulfide ore
CF-11-09, 313-333	Core	2011	CF-11-09	313	333	Biotite breccia	Sulfide	Sulfide ore
CF-11-03, 1049.5-1085.3	Core	2011	CF-11-03	1049.5	1085.3	Biotite breccia	Sulfide	Sulfide ore
605033	Core	2010	CF-10-06	195.0	202.0	Biotite breccia	Sulfide	Sulfide ore
605234	Core	2010	CF-10-05	352.0	362.0	Quartz feldspar breccia	Sulfide	Sulfide ore
605078	Core	2010	CF-10-06	504.0	513.0	Quartz feldspar breccia	Sulfide	Sulfide ore
604787	Core	2010	CF-10-03	250.0	260.0	Quartz feldspar breccia	Sulfide	Sulfide ore
CF-11-01-B, 189-225	Core	2011	CF-11-01-B	189	225	Quartz feldspar breccia	Sulfide	Sulfide ore
CF-11-03, 497-521.7	Core	2011	CF-11-03	497	521.7	Quartz feldspar breccia	Sulfide	Sulfide ore
604767	Core	2010	CF-10-03	104.0	116.0	Quartz feldspar breccia	Sulfide	Sulfide ore
CF-11-10, 829-862	Core	2011	CF-11-10	829	862	Quartz feldspar breccia	Sulfide	Sulfide ore
604657	Core	2010	CF-10-04	153.0	164.0	Quartz monzonite	Sulfide	Sulfide ore
604898	Core	2010	CF-10-03	1013.0	1019.5	Quartz monzonite	Sulfide	Sulfide ore
604606	Core	2010	CF-09-1	353.0	364.0	Quartz monzonite	Sulfide	Sulfide ore
605518	Core	2010	CF-10-04	544.0	556.0	Quartz monzonite	Sulfide	Sulfide ore
604672	Core	2010	CF-10-04	287.0	299.0	Quartz monzonite	Sulfide	Sulfide ore
604571	Core	2010	CF-09-1	45.0	55.0	Quartz monzonite	Sulfide	Sulfide ore
604653	Core	2010	CF-10-04	126.0	136.0	Quartz monzonite	Sulfide	Sulfide ore
604889	Core	2010	CF-10-03	956.0	966.0	Quartz monzonite	Sulfide	Sulfide ore
CF-11-04, 464.8-504.8	Core	2011	CF-11-04	464.8	504.8	Quartz monzonite	Sulfide	Sulfide ore
CF-11-04, 628-678	Core	2011	CF-11-04	628	678	Quartz monzonite	Sulfide	Sulfide ore
CF-11-06, 135.4-155.6	Core	2011	CF-11-06	135.4	155.6	Quartz monzonite	Sulfide	Sulfide ore
CF-11-06, 603-628	Core	2011	CF-11-06	603	628	Quartz monzonite	Sulfide	Sulfide ore
CF-11-06, 673-693	Core	2011	CF-11-06	673	693	Quartz monzonite	Sulfide	Sulfide ore
CF-11-07, 966.8-996.8	Core	2011	CF-11-07	966.8	996.8	Quartz monzonite	Sulfide	Sulfide ore
CF-11-14, 431-471.1	Core	2011	CF-11-14	431	471.1	Quartz monzonite	Sulfide	Sulfide ore
CF-11-14, 806-829.5	Core	2011	CF-11-14	806	829.5	Quartz monzonite	Sulfide	Sulfide ore

Appendix A - Sample List

Sample ID	Sample type	Year sampled	Sample Location/Drillhole	From (ft)	To (ft)	Lithology	Oxidation	Material type
604562	Core	2010	CF-10-02	99.0	111.0	Quartz monzonite	Sulfide	Sulfide ore
604669	Core	2010	CF-10-04	254.0	266.0	Quartz monzonite	Sulfide	Sulfide ore
604601	Core	2010	CF-09-1	320.0	331.0	Quartz monzonite	Sulfide	Sulfide ore
CF-11-04, 168-203	Core	2011	CF-11-04	168	203	Quartz monzonite	Sulfide	Sulfide ore
604656	Core	2010	CF-10-04	145.0	153.0	Quartz monzonite	Sulfide	Sulfide ore
604695	Core	2010	CF-09-1	688.0	695.5	Quartz monzonite	Sulfide	Sulfide ore
CF-11-05, 760-780	Core	2011	CF-11-05	760	780	Quartz monzonite	Sulfide	Sulfide ore
CF-11-06, 418-443	Core	2011	CF-11-06	418	443	Quartz monzonite	Sulfide	Sulfide ore
CF-11-04, 0-16.6	Core	2011	CF-11-04	0	16.6	Quartz monzonite	Oxide	Oxide ore
605039	Core	2010	CF-10-06	240.0	247.0	Biotite breccia	Sulfide	Sulfide waste
605193	Core	2010	CF-10-05	59.5	68.5	Biotite breccia	Sulfide	Sulfide waste
CF-11-09, 495.5-528.5	Core	2011	CF-11-09	495.5	528.5	Biotite breccia	Sulfide	Sulfide waste
CF-11-10, 565.1-585	Core	2011	CF-11-10	565.1	585	Biotite breccia	Sulfide	Sulfide waste
CF-11-11, 578-608	Core	2011	CF-11-11	578	608	Biotite breccia	Sulfide	Sulfide waste
CF-11-11, 322.2-351	Core	2011	CF-11-11	322.2	351	Biotite breccia	Sulfide	Sulfide waste
605218	Core	2010	CF-10-05	226.0	233.0	Biotite breccia	Sulfide	Sulfide waste
CF-11-02, 147-181	Core	2011	CF-11-02	147	181	Coarse crystalline porphyry	Sulfide	Sulfide waste
CF-11-02, 367-408	Core	2011	CF-11-02	367	408	Coarse crystalline porphyry	Sulfide	Sulfide waste
CF-11-02, 471-507	Core	2011	CF-11-02	471	507	Coarse crystalline porphyry	Sulfide	Sulfide waste
CF-11-06, 860-868	Core	2011	CF-11-06	860	868	Latite	Sulfide	Sulfide waste
CF-11-07, 312-346.6	Core	2011	CF-11-07	312	346.6	Latite	Sulfide	Sulfide waste
605143	Core	2010	CF-10-06	917.0	927.0	Quartz feldspar breccia	Sulfide	Sulfide waste
604849	Core	2010	CF-10-03	730.0	736.0	Quartz feldspar breccia	Sulfide	Sulfide waste
605109	Core	2010	CF-10-06	700.0	709.0	Quartz feldspar breccia	Sulfide	Sulfide waste
CF-11-03, 580.3-600.3	Core	2011	CF-11-03	580.3	600.3	Quartz feldspar breccia	Sulfide	Sulfide waste
CF-11-03, 922-949.5	Core	2011	CF-11-03	922	949.5	Quartz feldspar breccia	Sulfide	Sulfide waste
CF-11-08, 1139.5-1179.5	Core	2011	CF-11-08	1139.5	1179.5	Quartz feldspar breccia	Sulfide	Sulfide waste
CF-11-09, 688-718	Core	2011	CF-11-09	688	718	Quartz feldspar breccia	Sulfide	Sulfide waste
CF-11-08, 365-405	Core	2011	CF-11-08	365	405	Quartz feldspar breccia	Sulfide	Sulfide waste
CF-11-09, 923-953	Core	2011	CF-11-09	923	953	Quartz feldspar breccia	Sulfide	Sulfide waste
CF-11-10, 651-688	Core	2011	CF-11-10	651	688	Quartz feldspar breccia	Sulfide	Sulfide waste
CF-11-10-B, 1000-1035	Core	2011	CF-11-10-B	1000	1035	Quartz feldspar breccia	Sulfide	Sulfide waste
CF-11-11, 1090-1129.2	Core	2011	CF-11-11	1090	1129.2	Quartz feldspar breccia	Sulfide	Sulfide waste
CF-11-08, 844.2-879.2	Core	2011	CF-11-08	844.2	879.2	Quartz feldspar breccia	Sulfide	Sulfide waste
CF-11-09, 1097.8-1125	Core	2011	CF-11-09	1097.8	1125	Quartz feldspar breccia	Sulfide	Sulfide waste
CF-11-09, 588-628	Core	2011	CF-11-09	588	628	Quartz feldspar breccia	Sulfide	Sulfide waste
CF-11-11, 664.2-700.1	Core	2011	CF-11-11	664.2	700.1	Quartz feldspar breccia	Sulfide	Sulfide waste
604734	Core	2010	CF-10-04	842.0	852.0	Quartz monzonite	Sulfide	Sulfide waste
604880	Core	2010	CF-10-03	914.0	919.0	Quartz monzonite	Sulfide	Sulfide waste
604673	Core	2010	CF-10-04	299.0	310.0	Quartz monzonite	Sulfide	Sulfide waste

Appendix A - Sample List

Sample ID	Sample type	Year sampled	Sample Location/Drillhole	From (ft)	To (ft)	Lithology	Oxidation	Material type
604675	Core	2010	CF-10-04	320.0	331.0	Quartz monzonite	Sulfide	Sulfide waste
604552	Core	2010	CF-10-02	12.5	24.0	Quartz monzonite	Sulfide	Sulfide waste
605175	Core	2010	CF-10-06	1149.0	1159.0	Quartz monzonite	Sulfide	Sulfide waste
605182	Core	2010	CF-10-06	1190.0	1200.0	Quartz monzonite	Sulfide	Sulfide waste
605152	Core	2010	CF-10-06	982.0	992.0	Quartz monzonite	Sulfide	Sulfide waste
605153	Core	2010	CF-10-06	992.0	997.0	Quartz monzonite	Sulfide	Sulfide waste
605154	Core	2010	CF-10-06	997.0	1003.0	Quartz monzonite	Sulfide	Sulfide waste
CF-11-01-B, 1005-1025	Core	2011	CF-11-01-B	1005	1025	Quartz monzonite	Sulfide	Sulfide waste
CF-11-02, 609-625	Core	2011	CF-11-02	609	625	Quartz monzonite	Sulfide	Sulfide waste
CF-11-03, 23.9-53.2	Core	2011	CF-11-03	23.9	53.2	Quartz monzonite	Sulfide	Sulfide waste
CF-11-03, 836.8-851.8	Core	2011	CF-11-03	836.8	851.8	Quartz monzonite	Sulfide	Sulfide waste
CF-11-05, 880-895	Core	2011	CF-11-05	880	895	Quartz monzonite	Sulfide	Sulfide waste
CF-11-06, 872.5-898	Core	2011	CF-11-06	872.5	898	Quartz monzonite	Sulfide	Sulfide waste
CF-11-07, 521.7-543	Core	2011	CF-11-07	521.7	543	Quartz monzonite	Sulfide	Sulfide waste
CF-11-11, 435.2-461.5	Core	2011	CF-11-11	435.2	461.5	Quartz monzonite	Sulfide	Sulfide waste
CF-11-11, 828-860	Core	2011	CF-11-11	828	860	Quartz monzonite	Sulfide	Sulfide waste
CF-11-12, 504-541	Core	2011	CF-11-12	504	541	Quartz monzonite	Sulfide	Sulfide waste
CF-11-12, 718-753	Core	2011	CF-11-12	718	753	Quartz monzonite	Sulfide	Sulfide waste
CF-11-12, 873.5-905	Core	2011	CF-11-12	873.5	905	Quartz monzonite	Sulfide	Sulfide waste
605184	Core	2010	CF-10-05	0.0	6.5	Biotite breccia	Transitional	Transitional ore
605001	Core	2010	CF-10-06	0.0	10.0	Biotite breccia	Transitional	Transitional ore
CF-11-05, 35-60	Core	2011	CF-11-05	35	60	Quartz feldspar breccia	Transitional	Transitional ore
604638	Core	2010	CF-10-04	0.0	16.0	Quartz monzonite	Transitional	Transitional ore
604568	Core	2010	CF-09-1	15.0	25.0	Quartz monzonite	Transitional	Transitional ore
CF-11-06, 6.4-19.4	Core	2011	CF-11-06	6.4	19.4	Quartz monzonite	Transitional	Transitional ore
CF-11-01-B, 15-43	Core	2011	CF-11-01-B	15	43	Quartz monzonite	Transitional	Transitional ore
604639	Core	2010	CF-10-04	16.0	26.0	Quartz monzonite	Transitional	Transitional ore
604755	Core	2010	CF-10-03	0.0	8.0	Quartz monzonite	Transitional	Transitional ore
CF-11-02, 0-27	Core	2011	CF-11-02	0	27	Coarse crystalline porphyry	Transitional	Transitional waste
604569	Core	2010	CF-09-1	25.0	34.5	Quartz monzonite	Transitional	Transitional waste
CF-11-14, 0-14	Core	2011	CF-11-14	0	14	Quartz monzonite	Transitional	Transitional waste
CF-11-14, 28.3-51	Core	2011	CF-11-14	28.3	51	Quartz monzonite	Transitional	Transitional waste
SRK 0874	Grab	2010	South sulfide stockpile	--	--	Andesite	--	Andesite
SRK 0864	Grab	2010	Animas Creek, waste rock pile	--	--	Andesite	--	Andesite
SRK 0865	Grab	2010	Waste rock pile, east side of pit	--	--	Andesite	--	Andesite
SRK 0866	Grab	2010	Waste rock pile, NE side of pit	--	--	Andesite	--	Andesite
SRK 0862	Grab	2010	Large dolerite dyke on 1st bench	--	--	Diabase	--	Diabase
SRK 0870	Grab	2010	Small dolerite dyke on 1st bench	--	--	Diabase	--	Diabase
SRK 0854	Grab	2010	Sternberg Lode	--	--	Biotite breccia	Transitional	Transitional ore
SRK 0873	Grab	2010	South sulfide stockpile	--	--	Biotite breccia	Transitional	Transitional ore

Appendix A - Sample List

Sample ID	Sample type	Year sampled	Sample Location/Drillhole	From (ft)	To (ft)	Lithology	Oxidation	Material type
SRK 0861	Grab	2010	Waste rock stockpile, south of pit	--	--	Quartz monzonite	Transitional	Transitional ore
SRK 0867	Grab	2010	--	--	--	Quartz monzonite	Transitional	Transitional ore
SRK 0869	Grab	2010	East side of pit; 8440 bench	--	--	Quartz monzonite	Transitional	Transitional ore
SRK 0871	Grab	2010	1st bench	--	--	Quartz monzonite	Transitional	Transitional ore
SRK 0868	Grab	2010	NE side of pit	--	--	Quartz monzonite	Transitional	Transitional ore
SRK 0857	Grab	2010	South-western side of pit lake	--	--	Quartz monzonite	Transitional	Transitional ore
SRK 0872	Grab	2010	South sulfide stockpile	--	--	Biotite breccia	Transitional	Transitional waste
SRK 0855	Grab	2010	Wallrock to Sternberg Lode	--	--	Quartz monzonite	Transitional	Transitional waste
SRK 0856	Grab	2010	NW side of pit lake	--	--	Quartz monzonite	Transitional	Transitional waste
SRK 0858	Grab	2010	West rock dump (furthest west)	--	--	Quartz monzonite	Transitional	Transitional waste
SRK 0859	Grab	2010	West rock dump (centre)	--	--	Quartz monzonite	Transitional	Transitional waste
SRK 0860	Grab	2010	West rock dump (furthest east)	--	--	Quartz monzonite	Transitional	Transitional waste
SRK 0875	Grab	2010	North part of talings dam	--	--	Historic tailings	--	Historic tailings
SRK 0876	Grab	2010	North part of talings dam	--	--	Historic tailings	--	Historic tailings

Appendix B
Waste Rock and Ore Static Test Results

McClelland Laboratories Reports

New Mexico Copper Corp.
MLI Job No. 3438

Table . - ICP Metals Analysis Results,
Copper Flat Project Samples

Analysis, mg/kg	SRK 0854	SRK 0855	SRK 0856	SRK 0857	SRK 0858	SRK 0859	SRK 0860	SRK 0861	SRK 0862	SRK 0864	SRK 0865
Ag	6.46	0.49	0.16	1.48	0.40	0.09	0.16	2.72	0.28	0.56	0.19
Al	78,300	74,000	71,900	64,300	75,900	72,100	70,500	71,700	76,500	77,200	73,300
As	<0.2	1.2	0.6	2.0	0.4	0.5	0.7	0.8	<0.2	1.1	0.9
Ba	1,130	690	590	790	650	550	500	790	580	730	720
Be	2.88	4.13	3.63	2.15	3.82	3.19	3.26	3.80	1.55	2.27	2.28
Bi	2.05	0.67	1.34	0.60	1.30	0.48	0.72	0.86	<0.01	0.17	0.14
Ca	5,000	4,300	3,000	11,200	4,300	1,100	2,200	3,500	69,400	39,900	29,900
Cd	0.27	0.15	0.03	2.06	0.04	0.02	0.09	0.33	0.50	2.04	0.09
Ce	121.5	67.7	45.6	55.9	48.0	34.9	49.7	89.8	52.4	56.5	69.8
Co	5.3	4.7	7.0	5.8	5.2	6.7	31.2	7.3	39.1	23.0	9.7
Cr	51	52	103	103	86	115	54	72	79	63	116
Cs	5.88	6.07	6.01	8.37	7.55	5.11	4.96	6.00	2.21	6.50	6.28
Cu	>10,000	354	115.0	2,420	495	74.5	214	6,190	127.0	520	94.6
Fe	19,400	15,800	22,400	20,500	21,700	20,600	35,400	18,900	72,700	56,800	44,600
Ga	22.2	20.5	19.95	16.00	21.4	17.05	16.55	20.5	17.10	20.8	20.8
Ge	0.34	0.11	0.10	0.12	0.10	0.07	0.11	0.11	0.17	0.16	0.13
Hf	1.5	2.3	1.6	1.3	1.3	1.3	1.3	1.4	3.6	3.4	3.2
Hg	<0.01	<0.01	<0.01	<0.01	<0.01	<0.01	<0.01	<0.01	<0.01	<0.01	<0.01
In	0.245	0.018	0.007	0.080	0.043	0.006	0.007	0.132	0.067	0.099	0.152
K	42,100	39,300	39,100	41,500	45,200	42,900	37,600	44,400	10,900	24,600	21,200
La	80.6	34.1	22.4	30.4	24.2	16.9	24.0	54.8	26.2	26.1	32.7
Li	17.4	16.9	11.8	21.5	13.0	9.2	11.0	17.2	13.5	13.3	12.2
Mg	2,400	2,700	2,100	5,500	1,800	1,800	2,200	2,800	24,000	16,300	10,100
Mn	71	67	28	305	80	18	24	113	1,340	1,110	407
Mo	594	40.2	11.10	43.8	9.27	8.21	13.20	177.0	6.08	2.54	7.78
Na	17,400	21,000	20,200	14,500	22,500	18,100	18,000	20,300	18,800	21,900	27,700
Nb	8.0	5.3	6.8	6.8	12.4	7.2	4.1	12.4	39.0	8.5	10.1
Ni	3.2	3.9	1.9	30.7	1.4	1.8	1.3	2.7	78.2	21.3	4.4
P	580	390	150	460	440	170	200	460	2,370	2,140	1,540
Pb	74.9	15.2	13.5	68.4	14.1	8.5	8.5	15.5	2.7	10.4	8.5
Rb	215	223	238	250	253	227	206	221	30.4	105.5	145.0
Re	1.010	0.146	0.040	0.100	0.008	0.010	0.018	0.150	0.009	0.006	0.004
S	9,800	10,500	20,700	7,000	7,900	18,300	33,400	4,800	400	100	100
Sb	0.27	0.16	0.19	0.21	0.17	0.12	0.13	0.29	0.22	0.36	0.47
Sc	3.7	3.8	3.1	5.5	4.1	2.6	2.8	3.7	15.1	19.2	12.7
Se	9	4	3	2	2	3	5	4	2	2	2
Sn	9.0	3.8	3.2	3.0	4.4	2.3	2.8	4.5	1.3	2.3	2.3
Sr	434	354	315	340	456	282	280	357	773	748	614
Ta	0.59	0.38	0.48	0.47	0.84	0.52	0.29	0.89	2.18	0.53	0.57
Te	0.67	0.13	0.34	0.16	0.21	0.15	0.37	0.40	<0.05	0.06	0.05
Th	17.8	18.5	9.0	12.5	18.0	13.1	13.5	24.4	2.5	6.4	7.4
Ti	1,260	820	930	1,370	1,880	940	640	1,540	10,350	5,660	4,260
Tl	1.83	1.59	1.57	1.70	1.50	1.40	1.33	1.36	0.07	1.00	1.12
U	3.8	5.2	2.4	4.2	5.2	2.5	3.5	6.6	1.0	2.8	2.1
V	32	28	24	37	35	21	21	27	129	156	94
W	7.3	4.6	7.6	8.4	8.2	7.0	5.3	4.9	0.4	1.3	1.4
Y	17.8	12.2	9.2	12.8	17.4	9.6	9.2	21.3	23.2	33.4	33.8
Zn	58	27	13	313	17	9	15	57	98	117	19
Zr	39.4	69.0	38.9	38.9	25.6	31.5	33.0	35.8	155.0	122.5	99.7

Chemex Report #RE10080824

New Mexico Copper Corp.
MLI Job No. 3438

Table . - ICP Metals Analysis Results,
Copper Flat Project Samples

Analysis, mg/kg	SRK 0866	SRK 0867	SRK 0868	SRK 0869	SRK 0870	SRK 0871	SRK 0872	SRK 0873	SRK 0874	SRK 0875	SRK 0876
Ag	0.15	1.50	3.58	4.47	0.11	8.12	0.60	0.88	0.18	1.13	1.38
Al	79,300	71,000	87,000	83,700	89,300	75,500	80,100	80,400	91,100	80,500	79,400
As	0.4	1.1	1.9	1.7	0.6	1.0	1.1	1.1	1.2	5.5	4.6
Ba	700	760	860	810	430	690	920	740	680	770	780
Be	2.23	4.12	3.85	3.57	4.23	3.92	3.22	4.44	2.35	3.95	3.62
Bi	1.69	1.21	1.10	1.08	0.07	2.23	1.69	0.77	0.34	1.59	1.70
Ca	38,600	5,800	8,800	12,200	47,700	3,500	5,700	15,300	50,200	18,600	14,200
Cd	0.05	0.28	0.90	1.45	4.00	6.51	0.14	0.23	0.06	0.38	0.44
Ce	59.3	65.1	70.2	72.1	73.1	88.6	73.7	78.6	46.4	84.5	83.1
Co	15.8	9.1	6.3	10.7	53.8	16.9	7.7	8.5	23.6	14.1	14.4
Cr	59	74	57	47	158	37	101	59	31	44	48
Cs	5.15	6.70	9.14	8.68	10.85	6.11	7.33	7.77	7.82	8.89	8.88
Cu	147.5	3,50	2,750	4,400	3,200	>10,000	910	2,000	107.5	964	1,385
Fe	55,900	19,800	33,100	25,400	47,700	16,600	22,500	19,700	68,300	29,800	30,900
Ga	21.6	21.2	23.4	22.0	21.1	19.85	19.15	20.9	21.5	20.6	20.5
Ge	0.14	0.09	0.14	0.15	0.21	0.18	0.14	0.15	0.19	0.17	0.17
Hf	1.4	1.7	1.4	1.3	5.4	1.2	1.7	2.5	2.7	2.0	1.7
Hg	<0.01	<0.01	<0.01	0.01	<0.01	0.01	<0.01	<0.01	<0.01	<0.01	<0.01
In	0.090	0.069	0.127	0.164	0.062	0.186	0.024	0.047	0.124	0.053	0.062
K	21,700	40,400	44,300	47,500	11,300	46,400	44,100	45,400	27,800	48,600	50,300
La	27.1	35.2	34.4	34.1	30.4	46.0	38.0	38.4	21.7	44.9	44.9
Li	8.2	14.3	16.0	17.5	8.6	10.2	11.4	15.9	10.8	17.8	16.7
Mg	12,900	2,600	5,000	4,400	13,500	1,900	2,500	3,000	21,100	4,800	4,500
Mn	747	157	199	635	1,420	483	108	165	1,180	444	351
Mo	3.50	99.6	5.12	12.65	2.66	43.4	21.9	40.7	7.70	44.4	43.1
Na	24,600	20,800	26,100	23,100	21,500	17,900	19,100	23,200	27,200	18,500	17,500
Nb	7.8	10.4	12.2	10.6	8.2	12.4	7.6	8.0	6.5	11.1	10.6
Ni	7.2	8.1	4.6	3.7	49.4	5.4	2.4	4.9	11.8	5.9	6.4
P	2,300	450	990	900	1,100	540	400	550	3,120	790	710
Pb	6.8	16.3	50.8	144.5	9.5	30.8	37.9	21.5	8.9	28.6	29.2
Rb	111.5	229	258	282	92.7	221	227	243	191.5	280	292
Re	0.002	0.088	0.011	0.008	0.046	0.006	0.034	0.153	0.006	0.052	0.071
S	3,100	9,700	3,600	11,900	2,300	300	18,300	17,900	400	12,700	13,500
Sb	0.19	0.21	0.29	0.44	0.13	0.32	0.27	0.21	0.57	0.38	0.36
Sc	15.9	4.0	7.2	6.8	23.2	4.1	4.1	4.7	26.3	6.4	6.1
Se	2	3	3	4	3	6	4	4	2	3	4
Sn	3.6	4.0	6.2	4.9	1.3	5.4	3.5	3.6	2.6	4.0	3.9
Sr	672	394	636	529	760	302	352	378	841	417	396
Ta	0.44	0.76	0.84	0.71	0.59	1.00	0.57	0.60	0.39	0.80	0.75
Te	0.82	0.50	0.44	0.46	<0.05	1.04	0.23	0.16	0.06	0.44	0.44
Th	5.0	19.9	18.3	19.0	6.9	30.8	18.4	26.2	6.6	25.4	25.4
Ti	4,990	1,390	2,710	2,270	7,340	1,530	1,180	1,220	6,500	1,930	1,830
Tl	0.98	1.55	2.23	2.18	0.54	1.64	2.04	1.91	2.12	2.15	1.95
U	1.4	5.6	3.8	4.3	8.7	6.8	4.1	7.3	1.9	7.4	7.6
V	131	30	62	57	145	26	30	29	206	49	49
W	4.2	7.8	9.5	13.4	1.6	6.9	10.5	6.4	1.9	10.1	9.2
Y	31.2	19.6	29.4	25.5	76.6	33.0	13.4	17.7	27.1	24.7	23.1
Zn	40	36	103	175	328	386	26	29	65	69	69
Zr	44.1	44.9	22.7	22.6	178.5	28.0	38.3	63.7	80.8	52.3	45.0

Chemex Report #RE10080824

New Mexico Copper Corp.
MLI Job No. 3438

Table . - ICP Metals Analysis Results,
Copper Flat Project Samples

Analysis, mg/kg	SRK 0877	SRK 0878	604552	604562	604568	604569	604571	604601	604606	604638	604639
Ag	0.13	0.09	1.53	6.73	1.19	1.22	1.24	1.66	1.59	4.21	1.90
Al	60,700	37,400	91,000	83,800	85,400	83,100	85,200	78,900	78,400	77,300	78,900
As	5	7	0.8	1.4	0.9	1.1	0.7	0.8	0.9	3.6	2.3
Ba	630	350	820	770	760	630	760	690	610	740	760
Be	1.63	1.01	4.01	3.67	4.60	4.80	4.77	3.98	5.08	4.44	3.57
Bi	0.39	0.17	4.07	3.48	0.59	0.66	0.75	0.47	0.69	1.43	1.65
Ca	140,500	196,500	12,300	17,100	13,700	10,800	12,700	9,700	13,100	20,600	34,200
Cd	0.12	0.08	4.97	6.07	0.14	0.19	0.16	0.13	0.12	1.06	0.28
Ce	46.0	31.8	75.7	73.7	89.5	87.2	85.6	72.5	82.9	71.6	66.0
Co	12.8	6.1	8.0	14.3	9.6	9.9	7.9	7.7	7.3	12.2	11.8
Cr	29	11	70	65	84	92	52	71	71	56	31
Cs	5.01	6.40	8.85	9.46	9.40	9.02	8.84	6.73	8.63	17.05	12.30
Cu	79.2	26.8	1,230	6,150	2,030	1,550	1,650	2,900	1,820	4,810	2,500
Fe	33,400	14,600	33,600	30,100	28,200	28,800	30,100	15,600	19,300	26,700	32,600
Ga	14.45	8.54	23.2	22.6	22.7	22.6	23.0	20.2	21.9	21.2	21.6
Ge	0.13	0.09	0.19	0.18	0.19	0.19	0.18	0.15	0.16	0.18	0.16
Hf	3.0	2.1	1.1	1.2	1.5	1.5	1.3	1.8	1.7	1.4	1.2
Hg	0.01	0.01	<0.01	0.01	<0.01	<0.01	<0.01	0.02	<0.01	0.01	<0.01
In	0.052	0.028	0.105	0.205	0.076	0.066	0.075	0.064	0.055	0.115	0.106
K	20,700	10,700	50,400	48,700	51,600	49,900	49,100	51,500	51,000	47,500	48,900
La	23.6	16.4	36.9	35.7	45.1	43.9	43.0	37.0	41.9	33.8	30.2
Li	16.3	16.3	15.3	19.6	17.0	15.5	16.1	12.2	13.2	24.2	17.3
Mg	10,100	11,300	4,800	5,800	4,500	4,300	4,500	3,400	3,100	4,000	5,500
Mn	619	301	316	654	314	374	277	142	180	672	920
Mo	1.51	0.65	7.50	24.1	39.6	8.77	10.15	45.9	13.85	210	9.12
Na	12,500	3,400	26,500	17,000	26,800	25,400	27,600	23,400	23,100	12,900	8,600
Nb	10.3	6.3	13.6	11.1	15.3	15.5	15.0	11.1	16.6	13.4	12.4
Ni	13.7	5.7	2.4	2.5	2.6	2.6	4.1	5.4	4.9	5.3	3.1
P	1,220	640	900	920	730	680	700	510	490	690	900
Pb	15.0	9.6	265	400	19.6	25.1	21.0	14.4	19.1	47.5	20.7
Rb	93.5	53.2	274	258	286	292	285	259	291	249	248
Re	0.002	<0.002	0.036	0.067	0.047	0.023	0.022	0.041	0.009	0.081	0.044
S	400	400	6,400	19,300	13,000	14,500	12,800	10,800	10,000	14,400	11,600
Sb	0.40	0.41	0.50	0.88	0.22	0.26	0.23	0.37	0.26	1.11	1.10
Sc	9.3	4.8	7.4	7.5	6.3	6.1	6.1	4.5	4.4	6.0	7.5
Se	2	1	3	5	3	3	3	4	3	4	3
Sn	1.5	0.9	4.8	6.2	5.1	4.8	4.7	3.8	4.8	4.8	4.5
Sr	634	640	694	499	548	498	559	357	429	365	506
Ta	0.63	0.43	0.86	0.76	1.08	1.08	1.06	0.83	1.27	0.94	0.80
Te	0.09	<0.05	2.30	0.85	0.16	0.20	0.20	0.17	0.22	0.62	0.55
Th	7.3	5.7	18.6	21.9	26.3	25.5	26.3	27.6	30.8	21.1	15.6
Ti	3,570	1,710	2,790	2,350	2,260	2,200	2,210	1,400	1,800	2,090	2,680
Tl	0.69	0.43	1.74	2.21	1.96	1.94	1.86	1.89	1.91	2.03	1.73
U	1.9	6.3	4.9	3.9	7.0	6.6	6.9	8.8	7.8	4.7	4.6
V	79	35	56	56	44	41	43	26	29	43	58
W	1.9	1.3	11.0	18.1	10.9	9.8	9.3	8.1	8.1	22.5	16.9
Y	19.8	11.3	30.1	26.1	29.8	29.3	29.2	20.2	26.8	25.4	28.3
Zn	70	36	673	761	35	35	34	24	24	154	84
Zr	93.7	66.0	20.2	19.8	27.1	25.7	22.1	42.9	35.5	26.7	20.9

Chemex Report #RE10080824

New Mexico Copper Corp.
MLI Job No. 3438

Table . - ICP Metals Analysis Results,
Copper Flat Project Samples

Analysis, mg/kg	604653	604656	604657	604669	604672	604673	604675	604695	604734	604755	604767
Ag	1.69	1.63	1.91	2.42	0.97	0.64	0.86	1.94	0.84	4.75	5.69
Al	87,100	81,800	85,100	83,000	81,800	82,400	82,500	75,300	84,600	85,200	77,800
As	0.8	1.1	1.6	1.5	1.0	0.7	0.8	0.3	0.4	7.2	16.5
Ba	800	800	790	510	430	450	500	690	700	660	870
Be	4.19	3.35	3.84	3.75	4.33	3.81	3.99	3.83	4.86	4.90	2.30
Bi	0.70	0.87	1.34	1.86	0.54	0.40	0.33	0.54	0.29	6.47	2.15
Ca	18,600	25,000	19,600	4,400	3,200	2,500	2,700	13,400	14,000	10,300	5,600
Cd	0.24	0.08	1.64	1.06	0.89	0.05	0.18	0.07	0.10	0.69	2.89
Ce	71.3	62.2	65.8	96.7	100.5	97.2	53.3	71.4	85.6	108.5	60.6
Co	10.6	6.9	9.3	7.9	4.7	4.0	6.8	7.8	6.3	8.8	28.1
Cr	52	45	47	85	105	95	89	82	93	101	91
Cs	8.20	7.98	9.14	9.52	8.98	6.83	6.89	6.21	8.83	11.25	7.81
Cu	2,250	2,360	2,050	3,460	1,760	1,340	1,415	2,430	1,320	2,370	6,360
Fe	32,700	22,800	30,100	17,900	9,100	8,600	7,300	12,700	26,600	25,300	37,300
Ga	23.1	21.4	22.9	22.4	21.7	21.3	21.8	20.5	22.4	22.8	20.5
Ge	0.18	0.15	0.15	0.18	0.13	0.14	0.10	0.14	0.16	0.18	0.17
Hf	1.0	1.0	1.0	2.1	2.9	3.0	2.8	1.3	1.5	1.5	1.3
Hg	<0.01	<0.01	0.01	0.01	0.01	<0.01	<0.01	<0.01	<0.01	<0.01	<0.01
In	0.110	0.092	0.095	0.086	0.049	0.034	0.034	0.061	0.058	0.077	0.164
K	49,300	52,300	50,600	55,700	54,700	57,900	53,500	49,300	52,600	54,300	45,300
La	34.3	29.2	30.8	50.5	53.2	52.9	28.8	35.5	42.2	59.6	32.2
Li	14.2	11.8	15.9	11.1	7.7	7.3	7.0	9.9	11.8	22.1	14.1
Mg	4,400	4,700	4,700	2,600	1,300	1,300	1,400	2,800	3,900	3,200	4,100
Mn	561	666	915	366	54	29	27	189	407	365	340
Mo	61.6	351	20.3	97.8	172.0	183.5	36.4	199.0	41.9	29.3	30.4
Na	26,200	15,300	23,500	14,600	20,300	19,300	22,200	22,400	28,400	17,200	10,700
Nb	13.9	12.9	13.6	17.9	16.4	15.9	16.2	10.6	17.3	17.0	11.8
Ni	4.3	3.3	4.0	2.5	2.4	2.1	2.1	2.5	2.8	4.0	5.2
P	790	770	850	440	190	170	240	490	680	550	610
Pb	25.1	16.4	183.5	121.0	64.9	23.4	18.2	10.8	16.6	36.5	87.0
Rb	259	254	254	323	292	285	254	280	261	320	215
Re	0.132	0.176	0.023	0.112	0.157	0.223	0.053	0.158	0.027	0.091	0.103
S	11,000	8,200	9,500	9,600	6,100	6,300	5,500	9,500	3,900	11,200	29,400
Sb	0.27	0.90	0.44	0.39	0.24	0.16	0.21	0.32	0.11	0.83	0.45
Sc	7.1	6.3	7.1	4.5	2.2	2.1	2.3	4.2	6.2	5.0	5.0
Se	3	3	3	4	2	2	2	3	2	3	8
Sn	5.2	3.7	4.4	3.7	2.4	1.8	2.1	3.2	4.1	4.2	2.3
Sr	655	509	628	289	280	265	266	356	604	391	336
Ta	0.95	0.87	0.88	1.29	1.33	1.25	1.32	0.76	1.22	1.23	1.07
Te	0.19	0.23	0.35	0.25	0.13	0.09	0.09	0.19	0.11	0.41	1.09
Th	19.1	18.0	18.2	39.5	38.4	37.7	38.5	25.9	26.5	32.3	37.5
Ti	2,530	2,410	2,600	1,680	900	800	990	1,460	2,490	1,910	1,570
Tl	1.69	1.67	1.78	1.92	2.05	1.99	1.93	1.77	1.62	2.21	2.33
U	5.0	5.1	5.9	9.6	11.7	9.2	9.4	6.6	5.7	9.1	15.8
V	48	46	51	29	12	10	13	28	45	35	57
W	7.3	10.6	10.5	12.2	9.0	7.3	8.8	14.8	7.3	27.9	13.6
Y	29.4	27.5	26.2	28.9	23.5	20.1	18.0	21.1	32.4	28.7	19.6
Zn	55	55	226	125	121	16	24	26	34	144	329
Zr	17.0	16.8	16.6	44.4	64.1	67.4	61.5	27.6	23.6	32.7	32.9

Chemex Report #RE10080824

New Mexico Copper Corp.
MLI Job No. 3438

Table . - ICP Metals Analysis Results,
Copper Flat Project Samples

Analysis, mg/kg	604787	604790	604804	604811	604849	604854	604862	604867	604880	604889	604898
Ag	5.06	3.55	2.56	2.55	0.67	4.15	4.50	12.15	0.54	1.75	1.60
Al	76,000	69,200	76,900	71,300	66,500	78,700	65,800	65,700	78,400	73,200	79,600
As	9.7	2.6	2.9	12.0	58.9	24.8	9.7	2.5	1.9	2.2	4.6
Ba	730	780	860	810	1,120	1,660	1,060	1,100	1,070	760	1,100
Be	3.91	3.30	3.70	2.74	2.22	1.22	1.66	1.51	3.32	3.62	2.50
Bi	1.70	1.58	1.53	1.36	0.59	1.04	1.62	33.0	0.40	1.11	0.57
Ca	11,400	12,100	13,900	14,400	20,800	9,900	12,500	8,800	17,600	17,400	23,200
Cd	1.32	0.32	0.29	1.48	0.42	2.14	0.23	1.63	0.13	0.19	<0.02
Ce	71.0	73.3	65.4	51.3	50.6	175.5	199.0	>500	49.3	74.0	63.6
Co	14.0	13.7	10.9	15.3	11.1	11.6	13.5	17.0	5.9	6.0	6.1
Cr	79	113	90	118	109	85	64	60	93	84	93
Cs	9.77	6.08	6.55	8.42	7.04	7.48	24.5	24.0	8.93	7.39	7.97
Cu	6,410	5,390	3,090	2,940	818	4,830	4,820	>10,000	729	2,060	2,020
Fe	31,400	21,700	26,900	28,400	28,700	26,700	115,500	109,500	20,700	17,700	18,300
Ga	20.6	18.10	21.0	19.60	17.55	19.45	29.7	32.9	20.3	20.7	20.4
Ge	0.17	0.15	0.17	0.15	0.14	0.12	0.65	0.53	0.08	0.15	0.59
Hf	1.5	1.2	1.0	1.0	1.0	0.8	0.7	0.8	2.1	1.8	2.3
Hg	<0.01	<0.01	<0.01	<0.01	<0.01	<0.01	<0.01	<0.01	<0.01	<0.01	<0.01
In	0.143	0.085	0.078	0.071	0.019	0.091	0.100	0.412	0.019	0.077	0.057
K	48,600	48,300	47,500	43,800	45,200	39,300	41,200	40,800	27,600	39,900	31,000
La	38.3	42.7	33.1	26.9	27.2	118.0	146.5	1,020	24.3	33.9	32.9
Li	30.7	17.8	15.8	20.3	24.5	8.6	45.8	39.9	32.5	18.4	21.5
Mg	4,300	2,600	4,100	4,500	4,100	3,700	17,500	17,500	5,400	3,100	4,600
Mn	271	179	226	266	356	224	703	550	248	198	201
Mo	132.5	186.5	174.5	112.0	168.0	278	664	428	55.6	53.2	632
Na	13,200	16,400	20,400	8,700	5,100	9,100	5,900	7,000	30,400	24,000	28,400
Nb	12.7	11.2	12.2	10.3	8.9	9.5	4.6	4.9	9.2	12.0	7.1
Ni	3.6	4.0	3.6	4.9	4.2	4.3	9.4	12.9	3.8	3.1	3.7
P	460	430	570	740	550	1,390	750	1,100	510	440	520
Pb	64.1	11.1	16.5	55.2	21.5	33.5	10.3	10.8	13.5	14.1	14.5
Rb	264	267	237	231	235	169.5	306	299	179.0	223	280
Re	0.151	0.108	0.181	0.126	0.219	0.352	0.724	0.236	0.031	0.054	0.177
S	15,200	16,000	16,000	18,600	14,500	17,300	14,300	28,900	5,800	10,200	10,500
Sb	0.80	0.32	0.18	0.43	1.32	0.90	0.64	0.14	0.16	0.22	0.18
Sc	5.1	3.9	5.0	5.1	2.7	2.9	19.6	5.7	4.4	4.2	7.9
Se	5	5	4	4	4	5	2	13	2	3	<1
Sn	2.7	2.3	2.9	2.8	2.0	2.3	3.7	5.6	3.7	3.6	3.5
Sr	317	272	514	268	260	381	266	298	715	468	613
Ta	0.96	0.90	0.82	0.76	0.66	0.66	0.26	0.27	0.60	0.85	0.48
Te	0.51	0.67	0.60	0.56	0.15	0.33	0.23	4.32	0.07	0.33	<0.05
Th	29.8	28.4	23.0	27.0	23.0	11.2	32.5	83.7	11.1	21.9	15.1
Ti	1,670	1,440	1,860	1,680	1,400	1,410	1,720	1,860	1,650	1,490	1,350
Tl	1.88	1.58	1.75	1.93	1.90	2.17	2.21	2.69	1.02	1.35	1.09
U	10.0	11.1	6.6	6.1	9.1	3.6	4.3	3.5	3.6	6.8	5.8
V	38	32	38	46	38	40	155	129	32	29	32
W	9.5	9.9	5.6	15.4	10.3	12.8	5.6	6.8	12.5	9.2	9.6
Y	21.1	15.0	24.7	18.9	18.2	18.7	9.6	13.2	17.7	22.1	20.8
Zn	163	53	59	192	60	236	110	202	31	41	42
Zr	35.2	28.6	22.8	24.6	21.0	21.1	17.9	27.3	63.0	53.0	46.7

Chemex Report #RE10080824

Table . - ICP Metals Analysis Results,
Copper Flat Project Samples

Analysis, mg/kg	605001	605013	605033	605039	605078	605109	605143	605152	605153	605154	605175
Ag	3.63	4.54	2.34	0.99	2.95	1.12	1.12	0.82	0.62	0.64	0.51
Al	76,700	64,600	76,300	71,000	61,700	72,200	77,500	79,600	80,200	82,400	66,500
As	38.5	8.7	5.3	4.4	1.4	0.7	1.1	1.5	1.6	1.2	1.6
Ba	1,200	880	990	800	640	880	760	890	1,440	1,160	350
Be	1.50	1.75	2.31	2.73	1.77	2.69	3.07	2.91	3.07	2.69	4.37
Bi	1.25	3.17	2.86	0.46	1.51	0.52	0.33	0.79	0.32	0.29	0.28
Ca	3,600	13,500	14,800	12,800	14,900	14,700	12,700	21,300	21,900	20,100	17,000
Cd	1.80	1.69	1.04	0.31	8.05	0.06	0.59	2.61	1.26	0.07	2.17
Ce	62.7	56.0	43.3	46.2	24.0	54.4	72.0	48.5	48.1	43.6	38.0
Co	13.2	12.6	7.5	11.3	9.2	6.9	6.7	5.2	5.4	5.8	4.3
Cr	66	78	58	72	87	77	72	45	58	56	63
Cs	15.90	7.58	11.00	13.85	6.70	9.81	10.40	12.40	14.50	11.95	9.92
Cu	2,810	3,940	2,030	1,370	2,810	1,555	1,610	751	642	1,175	657
Fe	75,600	47,500	46,600	52,800	24,000	21,800	21,400	22,200	23,300	21,300	9,900
Ga	27.2	19.25	23.2	23.2	16.35	19.80	19.70	19.75	20.2	19.85	18.05
Ge	0.15	0.11	0.09	0.09	0.08	0.09	0.10	0.11	0.11	0.11	0.09
Hf	1.2	1.1	1.6	1.5	1.1	1.2	1.3	1.6	1.7	1.3	1.0
Hg	<0.01	<0.01	<0.01	<0.01	0.02	<0.01	<0.01	0.01	0.01	<0.01	0.03
In	0.072	0.145	0.066	0.025	0.158	0.030	0.035	0.116	0.037	0.027	0.038
K	40,700	42,200	46,000	45,300	38,800	40,700	41,500	34,100	35,300	34,800	21,200
La	29.2	28.8	21.5	22.9	12.5	25.0	33.6	21.5	19.9	20.1	15.0
Li	23.6	18.0	28.6	29.9	9.8	17.6	18.2	24.0	25.8	21.8	12.0
Mg	9,900	5,300	8,100	10,800	2,300	4,600	3,900	4,800	4,800	4,500	2,700
Mn	923	518	466	503	761	581	558	729	896	572	529
Mo	38.0	198.0	63.8	36.8	103.0	37.9	17.85	18.75	25.7	16.15	23.4
Na	9,700	9,700	18,900	16,400	11,900	18,400	22,300	25,800	26,800	27,800	28,400
Nb	9.7	9.6	8.6	12.1	7.3	10.8	11.9	8.9	8.7	6.2	7.0
Ni	8.6	8.0	6.3	7.2	6.1	6.4	5.4	4.9	5.8	5.5	4.9
P	490	300	480	670	330	740	490	560	560	570	470
Pb	79.1	52.0	45.5	12.1	153.5	13.1	39.2	45.5	29.8	13.2	37.6
Rb	221	191.0	240	260	172.5	202	197.0	220	216	213	129.0
Re	0.086	0.228	0.071	0.045	0.081	0.035	0.027	0.014	0.022	0.014	0.017
S	23,400	26,300	12,100	14,200	18,000	7,800	8,200	5,000	5,500	5,000	4,700
Sb	6.92	0.36	0.45	0.31	0.45	0.47	0.33	0.35	0.38	0.29	0.60
Sc	9.2	6.6	6.5	7.5	3.0	4.2	4.2	5.1	4.9	4.3	2.9
Se	4	4	2	2	3	2	2	1	1	1	1
Sn	2.2	2.5	3.0	2.7	1.9	2.7	2.8	2.7	2.8	2.3	1.6
Sr	293	240	437	319	193.5	355	388	507	612	568	315
Ta	0.67	0.66	0.55	0.78	0.52	0.73	0.86	0.57	0.57	0.41	0.46
Te	0.32	1.60	1.37	0.18	0.42	0.10	0.11	0.09	0.05	0.06	<0.05
Th	36.2	24.4	15.6	25.8	14.5	21.2	23.0	11.6	11.6	11.3	12.7
Ti	1,790	1,460	1,830	1,960	1,130	1,580	1,540	1,620	1,550	1,100	1,130
Tl	2.40	1.55	1.58	1.69	1.36	1.51	1.41	1.22	1.23	1.13	0.74
U	9.0	6.1	5.2	6.9	3.9	5.6	5.8	3.7	3.8	3.2	3.1
V	136	78	99	88	33	37	33	36	35	34	23
W	3.4	13.3	6.2	4.1	14.0	8.0	7.6	6.6	6.4	3.9	8.4
Y	15.7	16.5	17.3	20.0	12.9	20.5	21.5	18.5	19.1	17.7	14.4
Zn	250	198	130	61	1,000	37	99	325	191	43	302
Zr	33.7	32.2	49.7	45.7	32.2	32.7	34.2	53.9	53.7	41.7	30.5

Chemex Report #RE10080824

New Mexico Copper Corp.
MLI Job No. 3438

Table . - ICP Metals Analysis Results,
Copper Flat Project Samples

Analysis, mg/kg	605182	605184	605193	605200	605209	605218	605234	605518
Ag	0.38	8.62	1.58	1.83	3.46	4.88	1.71	1.27
Al	63,500	71,300	69,800	64,900	73,700	67,400	63,100	81,700
As	1.0	16.6	8.7	3.1	61.9	17.4	24.3	1.3
Ba	510	910	780	880	730	960	760	710
Be	3.54	1.74	2.53	1.86	2.87	2.46	2.02	4.47
Bi	1.31	1.74	0.67	1.36	0.55	2.07	0.91	0.34
Ca	16,700	4,300	10,700	7,600	12,400	5,700	9,900	13,000
Cd	0.02	6.81	0.85	0.39	1.26	1.75	0.46	0.10
Ce	34.8	35.3	57.8	36.9	55.3	47.9	39.8	89.1
Co	3.8	21.1	7.1	16.7	9.5	7.6	17.9	6.3
Cr	69	48	69	133	95	121	121	94
Cs	6.93	13.35	8.37	9.66	7.20	7.54	8.70	10.05
Cu	648	8,280	1,335	3,500	1,940	1,510	1,810	1,905
Fe	8,300	71,200	37,400	51,300	34,400	36,900	41,100	24,200
Ga	17.50	25.7	20.6	20.8	21.1	19.85	18.40	22.5
Ge	0.08	0.14	0.10	0.10	0.11	0.11	0.11	0.15
Hf	1.1	1.0	1.3	1.1	1.8	1.1	0.9	1.2
Hg	<0.01	<0.1	<0.01	<0.01	<0.01	<0.1	<0.1	<0.01
In	0.012	0.183	0.040	0.054	0.054	0.037	0.033	0.080
K	27,600	40,000	41,200	41,600	40,900	42,200	44,300	43,900
La	13.3	17.9	29.7	19.9	26.8	23.1	19.5	44.2
Li	11.1	20.3	14.2	23.2	20.2	26.2	38.6	12.0
Mg	2,500	8,800	4,700	8,300	4,500	4,800	6,100	4,100
Mn	221	1,660	439	361	584	479	442	333
Mo	68.2	204	26.4	55.6	21.6	21.6	80.3	41.2
Na	28,400	6,600	14,300	10,100	16,700	13,900	9,100	25,200
Nb	7.7	8.2	14.5	10.0	14.1	11.2	8.7	15.6
Ni	5.1	8.2	5.7	10.7	3.7	4.2	4.3	2.6
P	480	630	400	410	440	410	430	660
Pb	9.6	155.5	39.5	11.6	134.5	548	18.9	16.1
Rb	142.0	184.5	198.0	221	205	237	236	220
Re	0.051	0.315	0.036	0.085	0.028	0.075	0.104	0.024
S	3,900	28,300	13,500	24,300	10,800	14,200	18,700	6,200
Sb	0.23	0.82	0.64	0.39	1.13	1.83	0.62	0.12
Sc	2.8	9.7	5.0	7.3	4.8	5.0	4.7	5.7
Se	1	4	2	4	2	2	3	2
Sn	2.1	2.3	3.1	2.5	3.2	2.8	1.8	4.2
Sr	377	249	317	253	345	277	229	528
Ta	0.46	0.61	1.06	0.66	0.98	0.78	0.63	1.06
Te	<0.05	1.86	0.34	0.41	0.16	1.10	0.43	0.15
Th	10.9	33.0	27.4	28.3	21.1	19.2	22.2	21.6
Ti	1,260	1,760	1,660	1,600	1,710	1,670	1,420	2,100
Tl	0.74	1.91	1.68	1.59	1.60	1.64	1.33	1.65
U	2.8	7.1	7.7	8.7	9.2	5.9	6.4	5.6
V	20	150	55	79	50	55	56	39
W	8.8	5.6	5.7	5.2	6.6	7.3	8.1	12.7
Y	13.9	16.0	21.5	16.2	22.1	18.2	17.3	27.6
Zn	18	673	108	70	165	225	74	33
Zr	32.1	30.0	36.0	34.2	49.2	30.5	26.0	22.2

Chemex Report #RE10080824

Table . - ICP Metals Analysis Results
Copper Flat Project

	Sample							
	CF-11-01-B	CF-11-01-B	CF-11-01-B	CF-11-01-B	CF-11-01-B	CF-11-01-B	CF-11-02	CF-11-02
Analysis, mg/kg	15-43	189-225	268.8-292	465-480	575-610	1005-1025	0-27	147-181
Ag	3.87	2.94	4.84	3.72	3.92	0.60	1.59	0.50
Al	77,200	67,600	67,600	78,200	66,900	82,000	86,500	86,600
As	7.2	6.5	24.5	1.7	9.3	1.9	1.4	2.1
Ba	910	800	470	880	870	880	780	760
Be	3.26	3.24	2.57	3.26	1.92	4.05	4.11	4.73
Bi	1.10	0.70	6.94	0.84	2.67	0.56	16.30	0.57
Ca	5,500	10,700	15,500	11,700	8,400	15,200	11,900	19,700
Cd	0.59	0.68	1.31	0.36	1.08	0.16	0.28	0.13
Ce	150.5	56.8	81.7	73.2	56.8	70.9	72.3	73.0
Co	12.7	7.2	16.4	10.1	12.3	4.2	9.7	7.9
Cr	4	2	2	3	2	3	3	2
Cs	7.96	6.71	9.35	17.90	7.66	6.74	9.38	7.74
Cu	6,420	4,300	6,720	5,110	4,440	800	1,425	484
Fe	23,900	21,000	50,100	35,100	32,400	22,800	37,200	36,400
Ga	20.9	18.90	20.9	24.4	17.80	20.2	23.8	22.1
Ge	0.16	0.12	0.18	0.16	0.16	0.18	0.22	0.23
Hf	1.3	1.2	0.9	1.0	0.8	1.5	1.3	1.3
Hg	<0.1	<0.1	<0.1	<0.1	<0.1	<0.1	<1	<0.1
In	0.145	0.089	0.164	0.080	0.094	0.027	0.091	0.065
K	42,000	40,200	39,800	41,900	48,500	44,300	49,700	44,100
La	99.4	32.0	49.5	42.5	35.0	38.7	35.4	36.2
Li	14.0	16.0	19.6	38.2	17.5	14.6	15.4	10.6
Mg	2,800	3,700	5,500	9,900	5,800	4,100	4,600	6,100
Mn	241	284	356	264	256	178	230	530
Mo	57.9	74.3	264	54.7	401	57.2	3.27	3.30
Na	15,000	14,800	9,500	18,000	11,100	25,800	24,600	29,400
Nb	15.0	11.6	10.7	13.2	8.2	14.5	12.2	14.6
Ni	4.1	4.0	5.8	4.3	4.7	3.3	2.0	2.5
P	490	480	1,080	1,410	500	480	810	850
Pb	16.9	28.7	20.1	10.3	16.2	13.2	18.8	16.3
Rb	229	237	237	271	289	274	300	262
Re	0.329	0.075	0.188	0.071	0.486	0.103	0.003	0.003
S (Total)	15,500	11,600	27,400	14,400	21,000	5,000	18,100	7,800
Sb	0.75	0.48	0.43	0.29	0.35	0.16	0.21	0.12
Sc	4.3	4.4	5.2	4.8	3.2	4.1	6.5	7.3
Se	5	4	8	4	5	2	3	2
Sn	4.0	2.8	3.2	3.9	2.3	4.1	6.4	5.0
Sr	353	353	315	425	292	680	592	834
Ta	1.05	0.81	0.69	0.85	0.68	1.11	0.87	0.98
Te	0.50	0.30	2.99	0.20	0.37	0.08	7.49	0.16
Th	23.9	21.1	22.1	23.6	23.2	21.9	18.7	18.3
Ti	1,670	1,580	1,680	2,130	1,330	1,940	2,320	2,830
Tl	2.10	1.79	1.99	2.18	2.02	1.49	2.32	1.67
U	9.6	8.2	6.5	5.8	7.5	6.2	5.0	5.6
V	30	39	70	50	42	31	54	58
W	9.5	7.4	12.2	7.4	8.0	5.1	45.0	11.3
Y	23.0	17.2	20.9	26.8	14.4	25.7	24.7	29.9
Zn	88	94	157	63	134	27	38	41
Zr	37.3	31.0	21.4	23.5	19.7	39.8	22.5	24.6

Chemex Report # RE12007978

Table . - ICP Metals Analysis Results

Copper Flat Project

	Sample							
	CF-11-02	CF-11-02	CF-11-02	CF-11-03	CF-11-03	CF-11-03	CF-11-03	CF-11-03
Analysis, mg/kg	367-408	471-507	609-625	23.9-53.2	243-276.5	316.8-341.8	497-521.7	580.3-600.3
Ag	0.93	1.97	1.12	0.65	3.64	4.32	2.19	1.11
Al	84,800	84,300	83,300	78,600	67,200	72,300	65,600	77,500
As	2.0	1.2	2.4	1.4	9.3	6.2	7.5	2.7
Ba	690	660	670	910	780	770	760	790
Be	4.41	4.82	4.87	2.80	2.32	2.33	2.90	3.51
Bi	0.50	2.29	0.73	1.53	1.47	29.8	1.20	0.86
Ca	16,100	16,300	14,200	21,100	20,900	14,100	19,100	11,700
Cd	0.20	1.42	0.37	0.12	1.06	0.71	0.73	0.34
Ce	76.0	77.8	79.0	39.6	60.0	62.8	39.8	55.8
Co	8.4	9.3	7.9	5.0	29.3	12.2	9.9	4.0
Cr	2	3	3	5	6	4	3	4
Cs	6.89	9.15	10.45	6.12	11.10	10.50	8.64	6.22
Cu	1,115	1,390	1,405	1,085	5,720	8,250	2,590	1,170
Fe	33,000	32,400	23,600	21,000	37,000	30,900	23,700	20,500
Ga	22.4	21.8	20.7	19.10	17.95	19.95	16.95	19.45
Ge	0.23	0.22	0.22	0.16	0.22	0.18	0.17	0.18
Hf	1.1	1.2	1.3	1.3	1.1	1.0	1.2	1.4
Hg	<0.1	<0.1	<0.1	<0.1	<0.1	<0.1	<0.1	<0.1
In	0.064	0.066	0.044	0.043	0.130	0.177	0.080	0.042
K	48,600	46,200	49,200	34,300	41,900	45,400	46,300	49,800
La	37.4	39.9	40.6	21.0	35.3	36.6	20.8	30.2
Li	12.5	15.7	14.2	17.0	25.2	29.2	19.7	13.2
Mg	5,000	4,600	4,000	3,800	7,500	8,300	5,100	3,500
Mn	345	280	302	192	294	229	246	206
Mo	33.4	5.20	5.89	4.69	317	159.0	148.0	44.3
Na	27,400	26,200	25,600	25,000	9,000	15,200	12,000	18,200
Nb	15.2	15.6	14.1	8.7	7.5	8.7	9.7	14.5
Ni	2.4	2.6	2.8	4.0	7.0	6.3	4.7	3.3
P	660	650	590	480	410	600	430	460
Pb	14.4	86.3	21.0	13.1	54.6	17.5	20.4	16.8
Rb	288	277	309	180.0	245	327	271	299
Re	0.008	0.003	0.006	0.004	0.840	0.364	0.180	0.050
S (Total)	10,800	12,300	12,000	7,400	26,800	17,600	12,900	5,600
Sb	0.12	0.18	0.32	0.25	0.90	0.32	0.32	0.28
Sc	6.1	5.6	4.9	3.9	5.8	5.9	4.0	4.0
Se	3	3	3	2	6	6	3	2
Sn	4.8	4.9	4.4	3.2	3.9	4.9	3.0	3.9
Sr	664	604	547	592	349	401	352	438
Ta	1.07	1.16	1.09	0.62	0.52	0.61	0.74	1.14
Te	0.16	0.39	0.12	0.52	0.46	0.99	0.32	0.16
Th	20.8	23.2	29.2	11.5	17.4	17.8	19.4	27.2
Ti	2,380	2,210	1,880	1,470	1,380	1,560	1,370	1,740
Tl	1.81	1.97	2.22	1.30	1.77	1.91	1.90	1.98
U	6.2	6.8	9.8	3.6	4.7	5.9	5.4	10.4
V	45	43	37	29	37	46	30	31
W	15.3	27.3	22.2	6.1	10.7	9.9	8.6	7.8
Y	30.0	27.7	23.9	14.6	12.7	15.0	15.2	22.6
Zn	41	183	53	25	116	90	87	49
Zr	20.6	22.3	26.4	33.0	31.6	29.5	34.5	37.9

Chemex Report # RE12007978

Table . - ICP Metals Analysis Results

Copper Flat Project

	Sample							
	CF-11-03	CF-11-03	CF-11-03	CF-11-04	CF-11-04	CF-11-04	CF-11-04	CF-11-05
Analysis, mg/kg	836.8-851.8	922-949.5	1049.5-1085.3	0-16.6	168-203	464.8-504.8	628-678	35-60
Ag	0.60	1.19	1.50	3.48	2.32	1.45	1.24	2.10
Al	79,800	70,200	72,900	85,600	85,700	79,000	75,000	79,100
As	1.3	2.6	2.2	3.0	1.2	1.8	1.1	2.3
Ba	830	830	900	1,210	910	530	610	830
Be	4.70	2.48	2.67	2.07	3.71	4.93	3.44	4.23
Bi	0.57	0.78	0.80	3.56	1.00	0.61	0.48	0.70
Ca	17,000	16,600	10,500	5,000	14,500	11,200	17,300	10,800
Cd	0.16	2.35	0.77	0.38	0.20	0.14	0.33	0.23
Ce	61.6	62.9	45.2	225	69.9	90.0	77.9	64.0
Co	4.4	4.8	8.9	19.2	9.5	6.6	4.0	4.5
Cr	2	3	3	2	2	3	2	3
Cs	5.88	6.61	7.43	6.87	8.34	9.85	7.30	7.94
Cu	724	1,380	1,865	7,320	4,860	2,150	1,910	2,320
Fe	25,000	20,900	26,700	29,000	25,200	19,000	14,200	20,100
Ga	20.8	18.20	19.75	20.3	21.9	21.1	18.30	20.5
Ge	0.20	0.20	0.20	0.28	0.22	0.22	0.20	0.21
Hf	1.2	0.9	0.9	0.8	0.8	1.8	1.2	1.4
Hg	0.02	0.01	0.01	0.01	0.01	<0.01	<0.01	0.01
In	0.021	0.077	0.045	0.164	0.145	0.069	0.066	0.096
K	42,200	50,900	50,600	40,900	51,500	51,600	51,600	47,800
La	31.0	28.6	21.8	144.5	37.0	46.0	40.8	32.3
Li	16.6	16.3	19.5	9.9	16.6	11.8	12.6	22.9
Mg	3,600	3,500	4,900	2,000	4,900	3,200	3,400	4,900
Mn	228	332	309	271	222	256	337	252
Mo	15.70	13.20	126.5	94.3	146.5	26.5	332	62.1
Na	26,300	14,700	14,800	8,100	22,500	22,700	13,700	24,300
Nb	13.6	11.3	11.5	9.4	13.1	18.7	15.9	15.1
Ni	3.4	4.0	5.4	2.5	3.1	3.2	2.0	4.6
P	470	2,630	510	1,020	740	420	450	510
Pb	15.1	23.8	22.4	16.1	14.8	17.7	38.9	23.5
Rb	245	283	306	174.0	280	308	277	262
Re	0.020	0.031	0.152	0.022	0.129	0.022	0.178	0.066
S (Total)	6,400	6,600	9,400	400	9,800	5,800	5,300	6,500
Sb	0.14	0.32	0.25	0.46	0.24	0.21	0.26	0.26
Sc	4.0	3.5	6.9	5.3	5.9	3.9	4.1	4.2
Se	2	2	3	3	4	3	3	3
Sn	3.2	3.0	2.8	4.1	5.4	4.1	3.5	4.1
Sr	623	317	341	356	558	361	312	567
Ta	1.09	0.90	0.84	0.63	0.83	1.43	1.14	1.13
Te	0.06	0.13	0.15	1.23	0.40	0.18	0.15	0.27
Th	22.9	20.8	23.0	20.6	16.9	29.6	26.0	24.9
Ti	1,850	1,500	1,640	1,790	2,250	1,750	1,630	1,890
Tl	1.46	1.87	1.80	2.35	2.07	1.96	1.80	1.76
U	6.8	5.1	7.1	7.6	4.7	8.3	5.8	8.0
V	36	39	51	61	42	26	28	34
W	4.7	8.7	9.1	13.9	6.7	6.5	8.7	5.4
Y	24.9	25.6	18.9	23.0	27.3	27.6	22.5	25.3
Zn	29	281	99	56	36	34	48	36
Zr	30.0	21.6	21.8	16.5	16.3	49.7	31.0	36.5

Chemex Report # RE12007978

New Mexico Copper Corp.
MLI Job No. 3438

Table . - ICP Metals Analysis Results
Copper Flat Project

	Sample							
	CF-11-05	CF-11-05	CF-11-06	CF-11-06	CF-11-06	CF-11-06	CF-11-06	CF-11-06
Analysis, mg/kg	760-780	880-895	6.4-19.4	135.4-155.6	418-443	603-628	673-693	860-868
Ag	2.14	0.71	1.69	1.17	2.61	1.94	1.54	0.56
Al	81,800	80,900	86,200	83,500	76,300	82,300	81,500	80,200
As	1.5	1.3	1.3	1.4	5.1	3.7	2.9	0.9
Ba	850	820	630	650	570	710	640	1,010
Be	3.80	4.25	4.81	4.90	4.21	4.66	4.59	3.85
Bi	0.70	0.34	1.28	0.70	0.84	0.81	0.63	0.33
Ca	15,000	14,600	14,900	14,200	17,300	13,500	14,300	18,900
Cd	0.14	0.31	0.19	0.10	0.27	0.29	0.33	0.08
Ce	69.8	71.7	79.4	79.6	62.5	76.8	79.0	44.2
Co	5.6	5.7	10.3	6.4	7.1	9.5	7.0	5.2
Cr	4	3	2	4	2	2	3	4
Cs	8.85	8.49	8.76	9.12	5.72	8.46	6.94	6.86
Cu	2,870	871	2,130	2,050	2,610	2,010	1,685	700
Fe	17,000	24,000	30,000	23,100	17,400	28,300	23,000	19,500
Ga	19.50	20.2	21.5	21.0	19.75	20.9	21.0	17.80
Ge	0.22	0.22	0.25	0.26	0.22	0.25	0.23	0.19
Hf	1.3	1.4	1.4	1.4	1.3	1.3	1.3	1.3
Hg	<0.01	<0.01	<0.01	<0.01	<0.01	<0.01	<0.01	<0.01
In	0.101	0.037	0.083	0.065	0.079	0.073	0.055	0.022
K	44,200	39,400	47,800	49,100	38,000	45,900	45,400	37,100
La	36.7	36.8	42.1	42.1	30.9	40.0	40.8	23.1
Li	25.9	26.1	18.4	14.3	12.7	23.8	21.3	22.1
Mg	4,600	5,400	4,700	3,500	2,300	3,700	3,900	4,500
Mn	163	237	224	233	154	188	198	192
Mo	65.9	32.2	8.35	13.05	30.6	11.95	43.7	14.65
Na	24,800	29,100	26,100	23,600	23,200	23,200	23,500	25,600
Nb	13.4	14.3	15.6	14.9	13.5	15.3	14.7	10.3
Ni	3.7	3.1	2.9	3.2	3.1	3.2	2.9	3.3
P	520	540	660	500	480	480	490	470
Pb	14.7	13.0	30.3	16.4	14.6	16.2	15.4	10.0
Rb	265	224	289	305	249	289	290	228
Re	0.077	0.034	0.029	0.019	0.050	0.009	0.015	0.018
S (Total)	7,800	5,800	12,200	12,300	10,400	13,500	9,600	4,800
Sb	0.15	0.13	0.17	0.28	0.29	0.23	0.20	0.13
Sc	4.5	4.5	5.7	4.5	4.0	4.1	4.3	4.3
Se	3	2	3	3	4	4	3	2
Sn	4.2	4.5	5.4	4.3	3.6	4.0	3.6	3.4
Sr	532	791	544	425	316	510	503	595
Ta	0.95	1.05	1.18	1.16	0.96	1.09	1.12	0.76
Te	0.18	0.11	0.30	0.18	0.39	0.24	0.16	0.07
Th	23.0	21.8	27.3	29.3	23.8	26.5	26.2	15.5
Ti	1,820	1,980	2,170	1,700	1,620	1,890	1,840	1,650
Tl	1.58	1.38	2.09	2.00	1.68	1.87	1.99	1.38
U	5.5	5.6	8.5	10.0	5.9	6.8	6.7	4.7
V	30	34	41	29	27	32	33	29
W	8.6	7.8	12.2	11.0	9.0	8.5	8.4	11.3
Y	25.1	25.6	28.7	22.4	21.3	24.7	24.8	19.8
Zn	34	29	33	20	36	41	44	27
Zr	38.0	39.7	27.6	33.1	38.5	28.6	28.8	37.6

Chemex Report # RE12007978

Table . - ICP Metals Analysis Results

Copper Flat Project

	Sample							
	CF-11-06	CF-11-07	CF-11-07	CF-11-07	CF-11-08	CF-11-08	CF-11-08	CF-11-09
Analysis, mg/kg	872.5-898	312-346.6	521.7-543	966.8-996.8	844.2-879.2	1139.5-1179.5	365-405	313-333
Ag	0.75	0.88	0.93	1.17	0.84	0.37	1.23	1.48
Al	81,100	78,500	85,600	83,800	73,600	70,000	82,500	69,800
As	1.3	2.1	1.1	0.9	1.0	0.9	1.2	8.4
Ba	810	1,160	800	780	760	530	840	760
Be	4.28	2.49	4.01	3.47	3.30	3.24	3.83	2.47
Bi	0.45	0.67	0.73	0.57	0.52	0.64	0.78	0.55
Ca	17,100	15,600	17,200	17,500	12,300	16,200	14,200	10,100
Cd	0.15	0.22	0.65	0.10	0.13	0.42	0.11	1.98
Ce	73.7	32.4	73.4	67.5	58.7	32.9	71.9	38.6
Co	6.8	5.8	9.6	11.0	7.0	3.6	7.1	10.9
Cr	3	5	2	2	3	4	2	3
Cs	4.89	5.88	7.33	7.70	6.81	4.84	8.12	6.01
Cu	819	1,545	1,400	1,785	1,245	334	1,600	1,690
Fe	24,100	15,800	35,900	35,700	25,800	8,100	19,800	48,700
Ga	20.3	17.20	22.4	21.4	18.55	15.85	19.60	19.95
Ge	0.24	0.18	0.26	0.27	0.25	0.18	0.26	0.25
Hf	1.6	1.2	1.0	1.1	1.0	0.8	1.4	1.1
Hg	<0.01	<0.01	0.01	<0.01	<0.01	<0.01	<0.01	<0.01
In	0.033	0.055	0.135	0.088	0.033	0.012	0.051	0.026
K	41,200	45,600	43,500	46,000	44,100	33,200	47,400	46,200
La	39.8	18.2	37.4	33.2	27.1	13.3	37.3	21.6
Li	12.9	14.6	15.0	11.3	15.0	10.0	24.3	21.7
Mg	4,300	2,100	5,400	5,000	3,500	2,100	3,700	4,700
Mn	260	169	344	452	272	234	212	620
Mo	18.45	42.9	12.05	42.4	53.5	24.9	118.0	19.55
Na	27,600	20,600	28,200	26,900	21,400	23,900	23,800	12,400
Nb	14.4	5.6	12.2	13.7	12.4	8.1	12.8	11.6
Ni	3.2	2.6	2.2	2.5	3.7	3.6	3.5	4.3
P	510	330	790	860	640	400	530	360
Pb	13.9	14.0	14.6	13.0	11.8	40.3	13.4	121.5
Rb	227	236	260	253	250	177.0	245	233
Re	0.015	0.049	0.008	0.036	0.071	0.023	0.191	0.092
S (Total)	6,200	8,900	10,100	5,400	9,900	3,500	9,100	12,700
Sb	0.14	0.26	0.15	0.13	0.14	0.19	0.18	0.48
Sc	4.3	2.8	6.7	6.7	4.0	2.4	4.2	7.4
Se	2	2	3	3	2	1	3	3
Sn	3.5	1.6	4.8	4.4	3.2	1.7	4.0	1.8
Sr	782	317	628	742	423	327	500	254
Ta	1.07	0.42	0.79	0.87	0.90	0.57	0.90	0.96
Te	0.08	0.21	0.19	0.14	0.11	0.05	0.19	0.18
Th	22.1	9.0	16.7	16.5	22.6	14.2	23.6	28.1
Ti	2,060	1,040	2,520	2,790	1,620	1,190	1,780	1,520
Tl	1.50	1.35	1.65	1.71	1.39	1.03	1.57	1.70
U	6.4	3.9	4.8	4.1	5.5	3.2	5.6	6.4
V	35	21	55	61	33	16	32	81
W	9.7	9.4	7.4	7.9	6.7	8.5	9.8	5.1
Y	26.6	8.7	25.6	26.6	22.9	13.6	22.5	16.1
Zn	31	31	66	42	29	52	30	235
Zr	46.1	38.2	18.4	19.3	25.0	25.1	45.2	29.4

Chemex Report # RE12007978

Table . - ICP Metals Analysis Results

Copper Flat Project

	Sample							
	CF-11-09	CF-11-09	CF-11-09	CF-11-09	CF-11-09	CF-11-10	CF-11-10	CF-11-10
Analysis, mg/kg	495.5-528.5	688-718	923-953	1097.8-1125	588-628	565.1-585	651-688	829-862
Ag	0.59	0.95	0.36	0.52	0.63	1.61	1.23	1.51
Al	74,100	70,800	78,400	76,400	72,300	75,900	73,600	64,800
As	2.0	0.5	0.4	<0.2	<0.2	3.9	0.8	3.7
Ba	760	750	870	700	730	800	880	840
Be	2.64	2.26	2.89	3.22	2.70	2.55	2.28	1.71
Bi	1.29	0.53	0.28	0.31	0.30	0.56	0.61	0.65
Ca	9,000	10,300	10,800	8,800	13,200	13,500	13,200	10,300
Cd	0.37	0.09	0.11	0.06	0.08	0.91	0.68	0.90
Ce	56.7	45.1	68.4	72.9	51.6	60.5	50.5	41.2
Co	5.4	8.1	3.3	3.9	5.5	16.7	3.7	12.0
Cr	3	3	3	2	3	3	4	4
Cs	7.76	8.29	5.69	5.91	9.82	11.30	7.94	5.39
Cu	1,040	1,625	613	1,040	1,410	1,475	1,425	1,680
Fe	28,500	24,500	15,900	15,300	22,300	29,200	19,700	26,900
Ga	19.10	17.35	19.25	19.30	18.60	19.25	17.00	16.05
Ge	0.17	0.17	0.18	0.19	0.17	0.19	0.16	0.17
Hf	1.2	1.2	1.8	1.3	1.4	1.1	1.1	0.9
Hg	<0.01	<0.01	<0.01	<0.01	<0.01	<0.01	<0.01	<0.01
In	0.024	0.035	0.016	0.029	0.030	0.051	0.050	0.046
K	53,700	46,600	56,900	52,900	50,800	55,300	51,700	46,500
La	27.7	20.7	33.1	37.4	23.4	32.1	27.5	21.0
Li	13.7	11.9	12.7	8.4	14.5	27.6	20.6	19.7
Mg	4,100	3,600	3,200	2,400	4,400	7,200	4,500	4,200
Mn	274	237	240	174	277	335	266	262
Mo	15.35	19.25	4.66	43.2	17.25	588	22.7	28.9
Na	18,900	18,900	23,400	20,900	17,800	16,300	16,300	14,300
Nb	12.9	10.9	15.5	15.2	12.2	11.5	9.3	7.9
Ni	3.6	3.9	2.3	2.0	3.4	4.0	3.9	3.7
P	480	450	420	420	550	630	740	560
Pb	19.7	15.2	13.1	12.7	12.2	51.1	34.4	20.1
Rb	274	244	241	237	267	318	287	243
Re	0.028	0.027	0.007	0.030	0.022	0.782	0.023	0.045
S (Total)	6,900	8,000	2,200	3,000	4,300	12,100	5,600	10,200
Sb	0.23	0.19	0.13	0.14	0.18	0.29	0.18	0.17
Sc	4.7	4.0	3.3	3.4	4.8	4.4	3.4	3.5
Se	3	3	2	2	2	3	3	4
Sn	2.8	2.7	2.9	2.8	2.8	2.9	2.8	2.1
Sr	321	307	456	397	300	293	326	309
Ta	1.03	0.88	1.25	1.20	0.98	0.92	0.71	0.60
Te	0.10	0.23	0.08	0.11	0.10	0.16	0.21	0.21
Th	25.9	17.2	23.0	24.0	20.0	28.0	27.4	45.1
Ti	1,710	1,620	1,840	1,770	1,710	1,660	1,530	1,320
Tl	1.64	1.29	1.20	1.32	1.37	1.83	1.58	1.34
U	5.6	3.8	5.8	3.6	5.1	5.6	5.5	11.5
V	49	45	31	30	46	39	36	45
W	4.3	7.5	4.9	7.2	6.2	5.0	6.2	8.3
Y	21.3	17.3	26.3	24.7	20.7	21.5	19.4	17.3
Zn	50	33	34	28	36	131	101	97
Zr	29.6	33.9	42.9	27.8	36.2	27.9	27.7	23.6

Chemex Report # RE12007978

Table . - ICP Metals Analysis Results

Copper Flat Project

	Sample							
	CF-11-10-B	CF-11-11	CF-11-11	CF-11-11	CF-11-11	CF-11-11	CF-11-11	CF-11-12
Analysis, mg/kg	1000-1035	1090-1129.2	322.2-351	435.2-461.5	578-608	664.2-700.1	828-860	504-541
Ag	0.82	0.77	0.33	0.35	0.32	0.47	0.47	0.78
Al	70,600	74,500	69,300	76,300	67,100	77,000	79,700	78,600
As	0.6	<0.2	<0.2	<0.2	<0.2	<0.2	0.4	0.3
Ba	970	980	820	1,090	930	610	690	590
Be	2.12	2.24	2.21	2.02	1.95	3.87	4.81	3.69
Bi	0.61	0.82	0.38	0.28	0.23	0.37	0.27	1.45
Ca	13,000	12,100	8,200	15,100	7,800	9,000	9,500	7,000
Cd	0.85	0.05	0.03	0.04	0.08	0.09	0.07	0.06
Ce	45.1	53.6	38.3	24.0	43.1	80.3	87.1	84.0
Co	6.1	5.8	6.4	3.2	4.8	3.3	3.7	5.0
Cr	4	4	2	7	3	5	5	4
Cs	9.60	7.61	7.54	6.91	5.57	7.79	11.35	7.90
Cu	1,195	1,265	957	869	917	804	899	1,355
Fe	19,400	18,000	27,900	15,000	16,900	18,400	17,000	18,500
Ga	17.25	17.65	18.35	17.85	17.85	19.70	20.2	19.80
Ge	0.17	0.19	0.17	0.16	0.15	0.21	0.23	0.21
Hf	1.0	1.1	1.7	1.5	1.1	1.7	1.5	1.5
Hg	<0.01	<0.01	<0.01	<0.01	0.01	<0.01	<0.01	<0.01
In	0.038	0.037	0.018	0.015	0.021	0.026	0.024	0.050
K	44,100	54,200	58,200	50,700	60,200	52,900	53,000	53,100
La	21.5	25.4	19.1	12.0	20.4	40.8	44.3	44.5
Li	18.4	20.4	14.0	19.8	10.6	9.8	13.2	8.9
Mg	3,600	3,300	4,000	2,100	5,200	2,800	2,900	2,800
Mn	239	251	289	231	279	231	230	224
Mo	26.9	83.3	4.36	17.85	5.64	6.98	88.7	28.9
Na	17,900	17,400	13,800	20,600	14,000	23,200	26,100	22,900
Nb	8.6	9.4	10.5	5.4	12.2	15.8	17.7	15.7
Ni	3.4	3.2	3.7	3.2	5.1	3.0	3.2	3.1
P	420	580	410	330	530	380	470	440
Pb	17.9	12.9	11.2	7.2	11.7	14.8	14.6	17.4
Rb	241	286	266	197.0	247	264	272	312
Re	0.039	0.178	0.005	0.014	0.009	0.008	0.073	0.025
S (Total)	7,100	6,400	3,300	5,400	1,800	3,400	2,800	5,200
Sb	0.18	0.19	0.19	0.19	0.15	0.14	0.15	0.20
Sc	3.5	3.6	4.3	2.6	3.6	3.6	4.0	3.7
Se	2	3	2	2	2	2	3	3
Sn	2.5	2.6	2.0	1.2	1.9	3.4	2.8	3.4
Sr	381	346	250	341	268	361	453	381
Ta	0.63	0.73	0.88	0.41	1.04	1.25	1.37	1.22
Te	0.19	0.18	0.21	0.09	0.06	0.17	0.08	0.14
Th	16.4	20.8	23.9	7.2	23.6	29.7	28.8	29.2
Ti	1,390	1,450	1,500	1,090	1,620	1,680	1,970	1,750
Tl	1.33	1.57	1.27	0.92	1.19	1.37	1.80	1.72
U	4.0	4.8	4.1	2.8	4.4	7.0	7.3	6.9
V	34	31	55	25	44	30	29	27
W	7.0	8.5	3.7	6.0	4.2	5.8	3.7	9.2
Y	15.4	18.7	17.5	8.2	19.1	25.6	29.6	25.9
Zn	62	29	36	25	36	31	27	26
Zr	27.1	29.5	49.1	43.9	27.6	41.1	35.0	36.2

Chemex Report # RE12007978

Table . - ICP Metals Analysis Results

Copper Flat Project

	Sample					
	CF-11-12	CF-11-12	CF-11-14	CF-11-14	CF-11-14	CF-11-14
Analysis, mg/kg	718-753	873.5-905	0-14	28.3-51	431-471.1	806-829.5
Ag	0.93	0.68	0.74	0.71	1.42	2.32
Al	79,600	84,000	82,600	81,500	81,200	73,800
As	0.8	1.0	0.7	0.8	0.5	0.7
Ba	550	680	700	700	750	700
Be	4.13	4.34	3.60	3.39	3.93	3.15
Bi	0.58	0.55	0.79	0.53	0.57	2.19
Ca	13,800	14,300	16,700	19,500	18,300	25,200
Cd	0.09	0.05	0.19	0.13	0.13	0.14
Ce	84.1	91.7	78.5	46.4	74.2	58.5
Co	5.2	4.9	8.1	6.4	6.9	7.5
Cr	4	4	4	3	3	3
Cs	10.05	9.10	7.54	6.91	7.40	6.66
Cu	1,260	863	1,215	1,530	1,795	1,770
Fe	19,800	23,600	20,400	17,600	22,700	24,700
Ga	20.0	21.5	19.10	18.05	20.3	18.05
Ge	0.23	0.21	0.21	0.18	0.21	0.19
Hf	1.7	1.6	2.2	2.2	1.5	1.0
Hg	<0.01	<0.01	<0.01	<0.01	<0.01	<0.01
In	0.039	0.042	0.029	0.037	0.058	0.074
K	51,100	50,400	41,100	41,000	44,200	44,500
La	44.3	48.3	40.4	22.9	37.3	29.2
Li	16.2	12.3	17.6	12.2	13.5	16.9
Mg	2,900	3,200	3,000	2,800	3,000	3,600
Mn	332	322	121	177	195	277
Mo	137.0	1,355	13.95	53.1	29.8	976
Na	22,400	26,800	22,900	23,400	23,700	18,000
Nb	17.0	18.1	7.9	7.2	14.5	11.0
Ni	2.7	3.2	2.5	2.9	2.2	2.8
P	420	500	490	510	470	450
Pb	16.6	17.9	14.9	12.1	12.0	14.2
Rb	306	306	228	215	241	243
Re	0.120	0.452	0.044	0.313	0.057	0.234
S (Total)	7,500	7,000	17,800	14,700	11,300	15,000
Sb	0.23	0.21	0.20	0.25	0.21	0.24
Sc	3.8	4.3	4.0	3.9	3.9	3.5
Se	3	4	6	5	4	5
Sn	3.8	4.3	4.1	3.2	4.8	3.7
Sr	351	502	485	398	480	452
Ta	1.27	1.36	0.58	0.51	1.06	0.83
Te	0.18	0.21	0.24	0.12	0.15	1.06
Th	30.0	27.9	20.0	17.3	20.0	18.7
Ti	1,780	2,120	1,280	1,190	1,880	1,630
Tl	1.75	1.79	1.68	1.66	1.57	1.51
U	8.0	6.7	6.0	5.7	6.1	4.3
V	29	35	31	31	32	31
W	11.2	7.8	6.5	8.4	10.2	13.2
Y	27.1	29.0	17.5	12.2	23.7	21.9
Zn	31	32	26	22	30	27
Zr	39.0	32.7	64.5	64.9	36.3	21.8

Chemex Report # RE12007978

New Mexico Copper Corp.
MLI Job No. 3438

Table . - Modified Acid/Base Accounting (Mod ABA) Static ARD Potential Test Results,
Copper Flat Project Samples

Sample		Sulfur, weight percent (as S)										kg H_2SO_4/ton		Sulfur, weight percent (as S) - HCl Wash		
I.D.	Paste pH	Total	SO_4	Pyritic S[=]	Non-extractable Sulfur	Non-Sulfate Sulfur	AGP[1)]	ANP	NNP	Ratio	NAG pH	NAG @pH 4.5	NAG @pH 7	SO_4	Pyritic S[=]	Non Sulfate S
SRK 0854	4.80	1.33	0.39	0.88	0.06	0.94	27.5	6.0	-21.5	0.22	3.77	0.780	10.2	0.67	0.60	0.66
SRK 0855	6.41	1.21	0.36	0.85	<0.01	0.85	26.6	6.4	-20.2	0.24	3.00	6.27	2.74	0.26	0.95	0.95
SRK 0856	4.42	2.29	0.72	1.57	<0.01	1.57	49.1	0.5	-48.6	0.01	2.28	33.5	4.90	1.00	1.29	1.29
SRK 0857	7.19	0.84	0.24	0.59	0.01	0.60	18.4	6.9	-11.5	0.38	8.45	N/A	N/A	0.39	0.44	0.45
SRK 0858	4.91	0.92	0.30	0.62	<0.01	0.62	19.4	4.1	-15.3	0.21	3.15	6.08	3.14	0.24	0.68	0.68
SRK 0859	4.49	2.21	0.50	1.71	<0.01	1.71	53.4	1.4	-52.0	0.03	2.26	38.6	5.29	0.60	1.61	1.61
SRK 0860	5.55	3.43	0.91	2.52	<0.01	2.52	78.8	4.6	-74.2	0.06	2.26	33.1	3.14	0.08	3.35	3.35
SRK 0861	6.12	0.54	0.29	0.24	0.01	0.25	7.5	6.0	-1.5	0.80	5.39	N/A	N/A	0.28	0.25	0.27
SRK 0862	7.62	0.01	0.01	<0.01	<0.01	<0.01	<0.3	79.1	79.1	>263.7	10.06	N/A	N/A	<0.01	0.02	0.02
SRK 0864	7.59	<0.01	<0.01	<0.01	<0.01	<0.01	<0.3	24.4	24.4	>81.3	8.29	N/A	N/A	<0.01	<0.01	<0.01
SRK 0865	8.40	<0.01	<0.01	<0.01	<0.01	<0.01	<0.3	23.9	23.9	>79.7	7.15	N/A	N/A	<0.01	<0.01	<0.01
SRK 0866	7.70	0.35	0.06	0.29	<0.01	0.29	9.1	21.6	12.5	2.37	3.23	2.35	2.55	0.07	0.28	0.28
SRK 0867	6.46	1.10	0.32	0.77	0.01	0.78	24.1	6.4	-17.7	0.27	4.35	N/A	N/A	0.53	0.56	0.57
SRK 0868	6.60	0.33	0.16	0.17	<0.01	0.17	5.3	8.3	3.0	1.57	4.43	N/A	N/A	0.21	0.12	0.12
SRK 0869	7.17	1.16	0.35	0.81	<0.01	0.81	25.3	12.4	-12.9	0.49	5.26	N/A	N/A	0.66	0.50	0.50
SRK 0870	6.10	0.20	0.17	0.03	<0.01	0.03	0.9	9.6	8.7	10.67	7.32	N/A	N/A	0.18	0.02	0.02
SRK 0871	7.09	0.01	<0.01	0.01	<0.01	0.01	0.3	8.3	8.0	27.67	7.64	N/A	N/A	<0.01	0.01	0.01
SRK 0872	6.29	1.76	0.71	1.05	<0.01	1.05	32.8	19.8	-13.0	0.60	3.14	4.70	4.12	0.58	1.18	1.18
SRK 0873	7.57	1.63	0.33	1.30	<0.01	1.30	40.6	32.2	-8.4	0.79	9.17	N/A	N/A	0.44	1.19	1.19
SRK 0874	8.25	<0.01	<0.01	<0.01	<0.01	<0.01	<0.3	25.3	25.3	>84.3	7.31	N/A	N/A	<0.01	<0.01	<0.01
SRK 0875	8.01	1.23	0.47	0.76	<0.01	0.76	23.8	25.4	1.6	1.07	8.55	N/A	N/A	0.53	0.70	0.70
SRK 0876	7.88	1.30	0.52	0.78	<0.01	0.78	24.4	17.1	-7.3	0.70	9.01	N/A	N/A	0.46	0.84	0.84
SRK 0877	8.17	0.01	0.01	<0.01	<0.01	<0.01	<0.3	303	303	<1,010.0	9.70	N/A	N/A	0.01	<0.01	0.01
SRK 0878	8.13	<0.01	<0.01	<0.01	<0.01	<0.01	<0.3	472	472	<1,573.3	10.93	N/A	N/A	<0.01	<0.01	<0.01
604552	8.26	0.61	0.20	0.41	<0.01	0.41	12.8	8.3	-4.5	0.65	3.65	0.880	5.88	0.24	0.37	0.37
604562	7.97	1.89	0.35	1.53	0.01	1.54	47.8	16.2	-31.6	0.34	7.75	N/A	N/A	0.68	1.20	1.21
604568	8.20	1.28	0.28	1.00	<0.01	1.00	31.3	22.7	-8.6	0.73	8.47	N/A	N/A	0.54	0.74	0.74
604569	8.30	1.34	0.29	1.05	<0.01	1.05	32.8	18.0	-14.8	0.55	8.33	N/A	N/A	0.44	0.90	0.90
604571	8.27	1.21	0.34	0.88	<0.01	0.88	27.5	18.5	-9.0	0.67	7.75	N/A	N/A	0.48	0.73	0.73
604601	8.19	1.04	0.36	0.68	<0.01	0.68	21.3	22.2	0.9	1.04	8.49	N/A	N/A	0.47	0.57	0.57
604606	7.98	0.97	0.29	0.67	<0.01	0.67	20.9	23.6	2.7	1.13	9.60	N/A	N/A	0.38	0.59	0.59
604638	7.82	1.31	0.36	0.93	0.02	0.95	29.1	38.8	9.7	1.33	8.63	N/A	N/A	0.64	0.65	0.67
604639	7.60	1.10	0.25	0.74	0.11	0.85	23.1	77.4	54.3	3.35	8.71	N/A	N/A	0.48	0.51	0.62
604653	8.09	1.07	0.30	0.77	<0.01	0.77	24.1	26.4	2.3	1.10	8.38	N/A	N/A	0.45	0.62	0.62
604656	7.93	0.81	0.21	0.59	0.01	0.60	18.4	51.8	33.4	2.82	8.20	N/A	N/A	0.33	0.46	0.48
604657	8.11	0.92	0.25	0.67	<0.01	0.67	20.9	31.9	11.0	1.53	8.64	N/A	N/A	0.36	0.56	0.56
604669	8.07	0.97	0.32	0.63	0.01	0.65	19.7	3.2	-16.5	0.16	4.08	N/A	N/A	0.50	0.45	0.47
604672	8.25	0.57	0.23	0.34	<0.01	0.34	10.6	3.2	-7.4	0.30	3.76	1.18	3.92	0.24	0.33	0.33
604673	8.10	0.60	0.19	0.41	<0.01	0.41	12.8	6.9	-5.9	0.54	3.66	1.37	3.92	0.25	0.35	0.35
604675	8.50	0.55	0.20	0.36	<0.01	0.36	11.3	6.5	-4.8	0.58	3.63	1.57	4.31	0.21	0.34	0.34
604695	8.39	0.88	0.40	0.45	0.03	0.48	14.1	32.4	18.3	2.30	8.63	N/A	N/A	0.36	0.50	0.53
604734	8.59	0.36	0.14	0.21	0.01	0.22	6.6	25.0	18.4	3.79	9.13	N/A	N/A	0.14	0.21	0.22
604755	7.86	1.01	0.29	0.67	0.04	0.72	20.9	18.5	-2.4	0.89	8.44	N/A	N/A	0.43	0.54	0.58
604767	7.88	2.95	0.72	2.13	0.10	2.23	66.6	16.7	-49.9	0.25	3.21	4.76	12.5	0.84	2.01	2.11
604787	8.02	1.45	0.30	0.97	0.18	1.15	30.3	30.1	-0.2	0.99	8.00	N/A	N/A	0.53	0.74	0.92
604790	8.21	1.62	0.38	1.15	0.09	1.24	35.9	28.7	-7.2	0.80	8.68	N/A	N/A	0.63	0.90	0.99
604804	8.22	1.51	0.31	1.18	0.02	1.20	36.9	19.9	-17.0	0.54	8.35	N/A	N/A	0.48	1.01	1.03
604811	7.93	1.71	0.53	1.15	0.03	1.18	35.9	32.0	-3.9	0.89	8.42	N/A	N/A	0.49	1.19	1.22
604849	8.06	1.26	0.43	0.81	0.02	0.83	25.3	49.6	24.3	1.96	8.24	N/A	N/A	0.34	0.90	0.92
604854	8.15	1.86	0.42	1.40	0.04	1.44	43.8	23.2	-20.6	0.53	5.08	N/A	N/A	0.88	0.94	0.98
604862	8.04	1.56	0.28	1.16	0.12	1.28	36.3	39.8	3.5	1.10	8.28	N/A	N/A	0.82	0.62	0.74
604867	8.03	3.31	0.65	2.34	0.32	2.66	73.1	26.9	-46.2	0.37	4.24	N/A	N/A	1.27	1.72	2.04
604880	8.65	0.64	0.18	0.43	0.02	0.46	13.4	21.3	7.9	1.59	9.37	N/A	N/A	0.23	0.39	0.41
604889	8.34	1.12	0.31	0.77	0.04	0.81	24.1	32.9	8.8	1.37	8.44	N/A	N/A	0.44	0.64	0.68
604898	8.44	1.03	0.19	0.79	0.04	0.84	24.7	39.8	15.1	1.61	8.64	N/A	N/A	0.37	0.62	0.66
605001	7.77	2.50	0.33	2.08	0.09	2.17	65.0	10.7	-54.3	0.16	2.75	10.1	15.7	1.15	1.26	1.35
605013	8.07	2.83	0.24	2.52	0.07	2.59	78.8	36.1	-42.7	0.46	7.91	N/A	N/A	0.72	2.04	2.11
605033	8.17	1.25	0.33	0.90	0.03	0.92	28.1	29.2	1.1	1.04	8.30	N/A	N/A	0.52	0.70	0.73
605039	8.28	1.51	0.19	1.30	0.02	1.32	40.6	24.1	-16.5	0.59	8.44	N/A	N/A	0.56	0.93	0.95
605078	8.28	2.03	0.25	1.75	0.03	1.78	54.7	38.4	-16.3	0.70	9.17	N/A	N/A	0.45	1.55	1.58
605109	8.43	0.84	0.24	0.58	0.02	0.59	18.1	34.0	15.9	1.88	8.41	N/A	N/A	0.30	0.52	0.54
605143	8.30	0.83	0.13	0.68	0.02	0.70	21.3	32.5	11.2	1.53	8.30	N/A	N/A	0.31	0.50	0.52
605152	8.48	0.51	0.04	0.45	0.02	0.47	14.1	45.0	30.9	3.19	8.16	N/A	N/A	0.14	0.36	0.38
605153	8.60	0.62	0.13	0.49	<0.01	0.49	15.3	42.0	26.7	2.75	8.56	N/A	N/A	0.17	0.45	0.45
605154	8.47	0.54	0.13	0.41	<0.01	0.41	12.8	37.5	24.7	2.93	8.40	N/A	N/A	0.20	0.34	0.34
605175	8.68	0.49	0.09	0.38	0.01	0.40	11.9	41.5	29.6	3.49	8.73	N/A	N/A	0.13	0.34	0.36
605182	8.87	0.40	0.09	0.30	0.02	0.32	9.4	36.0	26.6	3.83	10.70	N/A	N/A	0.11	0.28	0.29
605184	7.37	3.11	0.48	2.38	0.25	2.63	74.4	13.5	-60.9	0.18	3.05	5.16	18.6	1.04	1.82	2.07
605193	8.04	1.48	0.41	1.03	0.04	1.07	32.2	29.5	-2.7	0.92	8.40	N/A	N/A	0.38	1.06	1.10
605200	8.08	2.56	0.36	2.07	0.13	2.20	64.7	15.5	-49.2	0.24	3.03	5.55	14.9	0.71	1.72	1.85
605209	8.10	1.09	0.11	0.89	0.09	0.98	27.8	27.0	-0.8	0.97	9.18	N/A	N/A	0.47	0.54	0.62
605218	8.05	1.56	0.55	0.94	0.07	1.01	29.4	14.0	-15.4	0.48	2.98	5.75	11.7	0.27	1.22	1.29
605234	8.10	1.95	0.22	1.65	0.08	1.73	51.6	34.0	-17.6	0.66	8.17	N/A	N/A	0.60	1.27	1.35
605518	8.25	0.64	0.06	0.49	0.09	0.58	15.3	19.5	4.2	1.27	9.72	N/A	N/A	0.21	0.34	0.43

1) AGP based on Pyritic S content (%S x 31.25). AGP, ANP and NNP in units of tons CaCO3equivalents per 1000 tons of solids.

SVL Report #W0F0630, W0F0636, W0F0637, W0F0638

New Mexico Copper Corp.
MLI Job No. 3438

Table . - Modified Acid/Base Accounting (Mod ABA) Static ARD Potential Test Results,
Copper Flat Samples

Sample	Paste	Sulfur, weight percent (as S)									NAG	NAG pH, kg H2SO4/T		Sulfur, weight percent (as S) - HCl Wash		
I.D.	pH	Total	SO_4	Pyritic $S^{=}$	Non-Ext S	Non Sulfate S	AGP[1)]	ANP	NNP	Ratio	pH	@ 4.5	@ 7	SO4	Pyritic S=	Non Sulfate S
CF-11-01-B, 15-43	8.01	1.55	0.28	1.05	0.22	1.27	32.8	12.3	-20.5	0.38	3.40	2.36	8.46	0.61	0.72	0.94
CF-11-01-B, 189-225	7.95	1.13	0.26	0.70	0.16	0.86	21.9	27.6	5.7	1.26	5.37	N/A	N/A	0.84	0.13	0.29
CF-11-01-B, 268.8-292	7.70	2.65	0.32	2.12	0.22	2.33	66.3	35.4	-30.9	0.53	3.35	2.85	8.95	0.93	1.50	1.72
CF-11-01-B, 465-480	8.12	1.35	0.28	0.90	0.18	1.07	28.1	25.1	-3.0	0.89	3.37	2.56	9.15	0.62	0.56	0.73
CF-11-01-B, 575-610	7.93	2.12	0.42	1.53	0.17	1.70	47.8	24.6	-23.2	0.51	3.01	6.10	8.16	0.71	1.24	1.41
CF-11-01-B, 1005-1025	8.36	0.52	0.20	0.28	0.05	0.33	8.8	19.2	10.4	2.18	5.64	N/A	N/A	0.19	0.28	0.33
CF-11-02, 0-27	8.07	1.70	0.41	1.23	0.06	1.29	38.4	22.1	-16.3	0.58	3.28	3.44	5.80	0.24	1.40	1.46
CF-11-02, 147-181	8.47	0.74	0.21	0.50	0.03	0.53	15.6	20.7	5.1	1.33	2.92	5.51	4.13	0.21	0.50	0.53
CF-11-02, 367-408	8.49	1.11	0.23	0.83	0.05	0.88	25.9	19.2	-6.7	0.74	2.78	8.06	5.90	0.43	0.63	0.68
CF-11-02, 471-507	8.32	1.15	0.28	0.83	0.05	0.87	25.9	24.6	-1.3	0.95	3.12	5.31	3.54	0.62	0.49	0.53
CF-11-02, 609-625	8.28	1.16	0.28	0.83	0.05	0.88	25.9	31.0	5.1	1.20	3.58	1.38	4.72	0.28	0.83	0.88
CF-11-03, 23.9-53.2	8.26	0.65	0.17	0.41	0.06	0.47	12.8	45.8	33.0	3.58	8.76	N/A	N/A	0.23	0.36	0.42
CF-11-03, 243-276.5	7.78	2.49	0.54	1.71	0.24	1.95	53.4	48.2	-5.2	0.90	9.04	N/A	N/A	0.28	1.97	2.21
CF-11-03, 316.8-341.8	8.00	1.66	0.11	1.29	0.26	1.55	40.3	39.4	-0.9	0.98	5.56	N/A	N/A	0.80	0.60	0.86
CF-11-03, 497-521.7	7.60	1.33	0.34	0.89	0.10	0.99	27.8	49.7	21.9	1.79	9.71	N/A	N/A	0.61	0.62	0.72
CF-11-03, 580.3-600.3	8.03	0.56	0.19	0.30	0.07	0.37	9.4	24.6	15.2	2.62	7.81	N/A	N/A	0.22	0.27	0.34
CF-11-03, 836.8-851.8	8.21	0.64	0.21	0.39	0.04	0.43	12.2	26.1	13.9	2.14	8.39	N/A	N/A	0.23	0.37	0.41
CF-11-03, 922-949.5	8.21	0.61	0.20	0.35	0.06	0.41	10.9	32.5	21.6	2.98	9.32	N/A	N/A	0.29	0.26	0.32
CF-11-03, 1049.5-1085.3	8.15	0.97	0.19	0.69	0.08	0.78	21.6	29.5	7.9	1.37	5.23	N/A	N/A	0.46	0.43	0.51
CF-11-04, 0-16.6	7.77	0.04	0.02	<0.01	0.01	0.01	<0.3	8.4	8.4	>28.00	8.88	N/A	N/A	0.01	0.01	0.03

1) AGP based on Pyritic $S^{=}$ content (%$S^{=}$ x 31.25). AGP, ANP and NNP in units of tons $CaCO_3$ equivalents per 1000 tons of solids.

Analytical Report # W2A0356

New Mexico Copper Corp.
MLI Job No. 3438

Table . - Modified Acid/Base Accounting (Mod ABA) Static ARD Potential Test Results,

Copper Flat Samples

Sample	Paste	Sulfur, weight percent (as S)									NAG	NAG pH, kg H2SO4/T		Sulfur, weight percent (as S) - HCl Wash		
I.D.	pH	Total	SO_4	Pyritic $S^{=}$	Non-Ext S	Non Sulfate S	AGP[1)]	ANP	NNP	Ratio	pH	@ 4.5	@ 7	SO4	Pyritic S=	Non Sulfate S
CF-11-04, 168-203	8.38	0.93	0.28	0.40	0.25	0.65	12.5	26.6	14.1	2.13	8.25	N/A	N/A	0.36	0.33	0.58
CF-11-04, 464.8-504.8	8.1	0.55	0.16	0.22	0.16	0.38	6.9	18.7	11.8	2.71	8.46	N/A	N/A	0.28	0.11	0.27
CF-11-04, 628-678	8.12	0.52	0.14	0.22	0.16	0.38	6.9	40.3	33.4	5.84	8.48	N/A	N/A	0.23	0.13	0.28
CF-11-05, 35-60	8.34	0.65	0.20	0.29	0.17	0.45	9.1	13.3	4.2	1.46	4.83	N/A	N/A	0.35	0.14	0.30
CF-11-05, 760-780	8.45	0.82	0.30	0.32	0.20	0.52	10.0	17.2	7.2	1.72	8.18	N/A	N/A	0.42	0.20	0.40
CF-11-05, 880-895	8.36	0.60	0.17	0.28	0.14	0.43	8.8	21.2	12.4	2.41	7.74	N/A	N/A	0.21	0.24	0.39
CF-11-06, 6.4-19.4	8.27	1.19	0.43	0.52	0.24	0.76	16.3	21.6	5.3	1.33	8.17	N/A	N/A	0.34	0.62	0.86
CF-11-06, 135.4-155.6	8.14	1.23	0.34	0.68	0.21	0.89	21.3	26.1	4.8	1.23	7.90	N/A	N/A	0.38	0.64	0.85
CF-11-06, 418-443	8.02	1.07	0.28	0.58	0.21	0.79	18.1	37.4	19.3	2.07	9.01	N/A	N/A	0.29	0.57	0.78
CF-11-06, 603-628	8.07	1.29	0.24	0.76	0.29	1.05	23.8	21.2	-2.6	0.89	8.14	N/A	N/A	0.32	0.68	0.96
CF-11-06, 673-693	8.25	0.92	0.24	0.52	0.16	0.68	16.3	9.3	-7.0	0.57	8.67	N/A	N/A	0.37	0.39	0.55
CF-11-06, 860-868	8.63	0.45	0.14	0.20	0.11	0.31	6.3	34.0	27.7	5.40	8.29	N/A	N/A	0.18	0.17	0.28
CF-11-06, 872.5-898	8.65	0.62	0.18	0.31	0.13	0.44	9.7	12.8	3.1	1.32	3.44	2.15	3.92	0.22	0.28	0.40
CF-11-07, 312-346.6	8.30	0.87	0.18	0.44	0.26	0.70	13.8	34.0	20.2	2.46	7.87	N/A	N/A	0.37	0.25	0.50
CF-11-07, 521.7-543	8.40	0.96	0.19	0.60	0.17	0.78	18.8	31.0	12.2	1.65	8.31	N/A	N/A	0.27	0.53	0.70
CF-11-07, 966.8-996.8	8.56	0.54	0.16	0.23	0.16	0.38	7.2	29.0	21.8	4.03	8.06	N/A	N/A	0.27	0.12	0.27
CF-11-08, 844.2-879.2	8.26	0.98	0.24	0.52	0.22	0.74	16.3	21.2	4.9	1.30	7.82	N/A	N/A	0.41	0.36	0.57
CF-11-08, 1139.5-1179.5	8.66	0.31	0.08	0.14	0.08	0.23	4.4	34.4	30.0	7.82	7.90	N/A	N/A	0.10	0.13	0.21
CF-11-08, 365-405	8.22	0.91	0.27	0.48	0.17	0.65	15.0	25.1	10.1	1.67	8.20	N/A	N/A	0.44	0.30	0.47
CF-11-09, 313-333	7.92	1.34	0.31	0.87	0.16	1.03	27.2	23.6	-3.6	0.87	7.85	N/A	N/A	0.32	0.86	1.02

1) AGP based on Pyritic $S^{=}$ content ($\%S^{=}$ x 31.25). AGP, ANP and NNP in units of tons $CaCO_3$ equivalents per 1000 tons of solids.

Analytical Report # W2A0357

New Mexico Copper Corp.
MLI Job No. 3438

Table . - Modified Acid/Base Accounting (Mod ABA) Static ARD Potential Test Results,

Copper Flat Samples

Sample	Paste	Sulfur, weight percent (as S)									NAG	NAG pH, kg H2SO4/T		Sulfur, weight percent (as S) - HCl Wash		
I.D.	pH	Total	SO_4	Pyritic $S^=$	Non-Ext S	Non Sulfate S	AGP[1)]	ANP	NNP	Ratio	pH	@ 4.5	@ 7	SO4	Pyritic S=	Non Sulfate S
CF-11-09, 495.5-528.5	8.34	0.58	0.21	0.28	0.09	0.38	8.8	17.3	8.5	1.97	7.85	N/A	N/A	0.26	0.23	0.32
CF-11-09, 688-718	8.18	0.67	0.15	0.37	0.15	0.52	11.6	25.2	13.6	2.17	8.78	N/A	N/A	0.32	0.20	0.35
CF-11-09, 923-953	8.51	0.20	0.05	0.08	0.06	0.15	2.5	25.2	22.7	10.08	8.82	N/A	N/A	0.07	0.07	0.13
CF-11-09, 1097.8-1125	8.54	0.29	0.10	0.09	0.10	0.19	2.8	17.8	15.0	6.36	8.17	N/A	N/A	0.11	0.08	0.18
CF-11-09, 588-628	8.28	0.41	0.10	0.19	0.13	0.32	5.9	30.7	24.8	5.20	8.18	N/A	N/A	0.18	0.10	0.23
CF-11-10, 565.1-585	8.38	0.97	0.24	0.52	0.21	0.74	16.3	29.2	12.9	1.79	8.41	N/A	N/A	0.33	0.43	0.64
CF-11-10, 651-688	8.54	0.48	0.10	0.25	0.13	0.38	7.8	27.7	19.9	3.55	9.05	N/A	N/A	0.19	0.16	0.29
CF-11-10, 829-862	8.31	0.94	0.14	0.60	0.21	0.80	18.8	23.2	4.4	1.23	8.40	N/A	N/A	0.37	0.36	0.57
CF-11-10-B, 1000-1035	8.70	0.68	0.20	0.33	0.15	0.48	10.3	25.7	15.4	2.50	7.91	N/A	N/A	0.33	0.20	0.35
CF-11-11, 1090-1129.2	8.83	0.66	0.19	0.28	0.19	0.47	8.8	27.2	18.4	3.09	8.38	N/A	N/A	0.25	0.22	0.41
CF-11-11, 322.2-351	8.36	0.34	0.11	0.13	0.09	0.22	4.1	25.7	21.6	6.27	8.11	N/A	N/A	0.14	0.11	0.20
CF-11-11, 435.2-461.5	8.43	0.51	0.15	0.21	0.15	0.36	6.6	33.6	27.0	5.09	8.22	N/A	N/A	0.20	0.15	0.30
CF-11-11, 578-608	8.52	0.17	0.06	0.04	0.07	0.11	1.3	22.3	21.0	17.15	8.41	N/A	N/A	0.07	0.03	0.10
CF-11-11, 664.2-700.1	8.49	0.34	0.13	0.11	0.09	0.21	3.4	18.3	14.9	5.38	7.83	N/A	N/A	0.14	0.10	0.20
CF-11-11, 828-860	8.60	0.25	0.09	0.06	0.10	0.16	1.9	22.3	20.4	11.74	8.17	N/A	N/A	0.08	0.07	0.17
CF-11-12, 504-541	8.49	0.52	0.27	0.12	0.13	0.25	3.8	9.9	6.1	2.61	3.53	1.38	4.34	0.25	0.14	0.27
CF-11-12, 718-753	8.22	0.77	0.23	0.34	0.20	0.54	10.6	32.6	22.0	3.08	8.33	N/A	N/A	0.29	0.28	0.48
CF-11-12, 873.5-905	8.68	0.57	0.16	0.28	0.13	0.41	8.8	19.8	11.0	2.25	7.62	N/A	N/A	0.22	0.23	0.35
CF-11-14, 0-14	8.16	1.76	0.34	0.89	0.53	1.42	27.8	29.2	1.4	1.05	7.70	N/A	N/A	0.56	0.67	1.20
CF-11-14, 28.3-51	8.31	1.42	0.34	0.73	0.35	1.08	22.8	40.6	17.8	1.78	8.00	N/A	N/A	0.64	0.44	0.78
CF-11-14, 431-471.1	8.28	1.04	0.17	0.58	0.29	0.87	18.1	36.4	18.3	2.01	8.28	N/A	N/A	0.36	0.39	0.68
CF-11-14, 806-829.5	8.28	1.36	0.32	0.67	0.37	1.04	20.9	50.7	29.8	2.43	7.82	N/A	N/A	0.38	0.60	0.98

1) AGP based on Pyritic $S^=$ content ($\%S^=$ x 31.25). AGP, ANP and NNP in units of tons $CaCO_3$ equivalents per 1000 tons of solids.

Analytical Report # W2A0358

Table . - MWMP Extraction Test Data,
Copper Flat Project, 100%-2" Feeds

Sample	Temp ℃		Flow Rate,	Volume, L		pH			Moisture, wt. %		Distribution, wt. pct. [1]	
I.D.	Start	End	mL/min	Inf.	Eff.	Inf.	Eff.	Extract	Feed	Residue	+2"	-2"
SRK 0854	23.0	21.6	3.49	5.03	4.73	5.30	4.33	4.54	<0.20	1.58	70.9	29.1
SRK 0855	23.0	21.6	3.47	5.00	4.77	5.30	4.74	4.93	<0.20	1.90	14.2	85.8
SRK 0857	23.0	21.6	3.48	5.01	4.74	5.30	6.90	7.35	<0.20	1.19	65.2	34.8
SRK 0858	23.0	21.6	1.78	2.56	2.39	5.30	3.87	3.99	<0.20	1.50	27.4	72.6
SRK 0860	23.0	21.6	1.80	2.59	2.39	5.30	3.40	3.57	<0.20	2.47	40.6	59.4
SRK 0862	23.0	21.6	3.56	5.12	4.83	5.30	6.99	7.24	<0.20	1.76	66.9	33.1
SRK 0864	22.0	22.0	3.49	5.02	4.83	5.65	6.78	7.18	<0.20	1.08	82.7	17.3
SRK 0866	22.0	22.2	3.56	5.13	4.99	5.65	6.93	6.92	<0.20	1.07	62.4	37.6
SRK 0867	22.0	22.2	3.48	5.01	4.77	5.65	4.60	4.84	<0.20	1.45	33.5	66.5
SRK 0868	22.0	22.4	3.48	5.01	4.74	5.65	5.39	5.48	<0.20	1.70	46.7	53.3
SRK 0870	22.0	22.2	3.48	5.01	4.67	5.65	4.84	4.96	<0.20	3.61	85.2	14.8
SRK 0871	22.0	22.4	3.61	5.20	4.96	5.65	6.56	6.91	<0.20	2.33	31.3	68.7
SRK 0872	22.6	22.4	3.51	5.05	4.51	5.38	2.64	3.05	<0.20	4.75	35.5	64.5
SRK 0873	22.6	22.4	3.49	5.02	4.75	5.38	6.17	7.35	<0.20	0.95	55.4	44.6
SRK 0876	22.6	22.4	3.65	5.25	3.42	5.38	6.59	7.82	<0.20	23.50	7.2	92.8
SRK 0878	22.6	22.4	3.56	5.12	2.96	5.38	7.38	8.18	<0.20	24.21	10.8	89.2
604552	21.4	22.3	1.78	2.56	1.93	5.16	8.12	8.27	<0.20	15.83	0.0	100.0
604562	22.4	22.4	1.74	2.50	1.78	5.09	8.00	8.28	<0.20	15.50	0.0	100.0
604569	22.2	22.0	1.74	2.50	1.99	5.48	7.83	8.25	<0.20	13.27	0.0	100.0
604571	22.2	22.0	1.74	2.51	2.06	5.48	7.93	8.36	<0.20	10.88	0.0	100.0
604601	22.2	22.0	1.74	2.50	2.08	5.48	8.22	8.47	<0.20	11.35	0.0	100.0
604606	22.2	22.0	1.74	2.51	2.09	5.48	7.62	8.31	<0.20	9.89	0.0	100.0
604656	21.4	22.3	1.74	2.50	1.85	5.16	8.20	8.27	<0.20	15.57	0.0	100.0
604669	21.4	22.3	1.74	2.51	1.91	5.16	8.44	8.39	<0.20	14.05	0.0	100.0
604673	22.2	22.0	1.74	2.50	1.84	5.48	7.68	8.33	<0.20	13.43	0.0	100.0
604734	21.4	22.3	1.74	2.50	1.92	5.16	8.57	8.74	<0.20	13.63	0.0	100.0
604767	22.4	22.4	1.74	2.50	1.90	5.09	7.21	7.80	<0.20	13.36	0.0	100.0
604787	22.0	22.3	3.47	5.00	4.03	5.40	7.82	8.28	<0.20	14.67	0.0	100.0
604790	22.0	22.3	3.47	5.00	4.21	5.40	7.90	8.22	<0.20	11.69	0.0	100.0
604811	22.6	22.4	3.48	5.01	4.10	5.38	7.45	8.24	<0.20	10.79	0.0	100.0
604849	22.4	22.4	1.74	2.50	1.89	5.09	7.76	8.16	<0.20	15.56	0.0	100.0
604854	22.4	22.4	1.74	2.50	1.86	5.09	7.26	8.16	<0.20	13.18	0.0	100.0
604862	21.4	22.3	3.47	5.00	3.85	5.16	8.14	8.11	<0.20	14.50	0.0	100.0
604867	22.4	22.4	1.74	2.51	1.95	5.09	7.65	8.06	<0.20	13.35	0.0	100.0
605033	22.0	22.3	3.47	5.00	4.21	5.40	7.55	8.37	<0.20	11.21	0.0	100.0
605109	22.0	22.3	3.47	5.00	4.10	5.40	8.05	8.49	<0.20	12.46	0.0	100.0
605153	21.4	22.3	1.12	1.61	1.24	5.16	8.32	8.15	<0.20	13.47	0.0	100.0
605175	22.2	22.0	1.74	2.50	2.03	5.48	8.50	8.78	<0.20	10.41	0.0	100.0
605184	22.4	22.4	1.74	2.50	1.96	5.09	6.73	7.47	<0.20	9.77	0.0	100.0
605218	22.6	22.4	1.74	2.50	2.01	5.38	7.51	8.15	<0.20	11.04	0.0	100.0

1) Distribution before crushing +2" to just pass 2".

Table . - MWMP Extraction Test Data,
Copper Flat Project, 100%-2" Feeds

Sample	Temp ℃		Flow Rate,	Volume, L		pH			Moisture, wt. %		Distribution, wt. pct. [1]	
I.D.	Start	End	mL/min	Inf.	Eff.	Inf.	Eff.	Extract	Feed	Residue	+2"	-2"
CF-11-01-B, 268.8-292	14.7	19.8	3.47	5.00	4.63	5.68	8.21	7.98	1.00	5.11	1.5	98.5
CF-11-02, 0-27	14.7	19.8	3.49	5.02	4.82	5.68	7.36	7.27	0.28	2.53	2.3	97.7
CF-11-02, 147-181	14.7	19.8	3.47	4.99	4.83	5.68	7.02	6.99	0.24	1.40	0.0	100.0
CF-11-02, 367-408	14.7	19.8	3.47	5.00	4.87	5.68	6.18	5.86	<0.10	1.13	0.0	100.0
CF-11-03, 23.9-53.2	14.7	19.8	3.47	4.99	4.84	5.68	8.09	7.58	<0.10	0.71	3.2	96.8
CF-11-03, 922-949.5	14.7	19.8	3.48	5.01	4.83	5.68	7.63	7.30	<0.10	1.86	0.0	100.0
CF-11-07, 312-346.6	14.7	19.8	3.49	5.02	4.87	5.68	7.58	7.33	<0.10	1.56	7.3	92.7
CF-11-09, 588-628	14.7	19.8	3.48	5.01	4.82	5.68	7.69	7.46	<0.10	2.04	2.1	97.9
CF-11-10, 565.1-585	14.7	19.8	3.46	4.98	4.79	5.68	8.17	7.66	0.37	2.55	0.0	100.0
CF-11-10-B, 1000-1035	14.7	19.8	3.47	5.00	4.81	5.68	8.23	7.68	0.27	2.51	0.0	100.0

1) Distribution before crushing +2" to just pass 2".

Table . - Profile II Analytical Results, MWMP Extracts,
Copper Flat Project

	Extracts									
Analysis, mg/L	SRK 0854	SRK 0855	SRK 0857	SRK 0858	SRK 0860	SRK 0862	SRK 0864	SRK 0866	SRK 0867	SRK 0868
Alkalinity, $CaCO_3$ (Acidity)	<1.0	<1.0	13	(19)	(31)	10	5.2	3.0	<1.0	<1.0
CO_3, $CaCO_3$	<1.0	<1.0	<1.0	N/A	N/A	<1.0	<1.0	<1.0	<1.0	<1.0
HCO_3	<1.0	<1.0	15	N/A	N/A	13	6.4	3.6	<1.0	<1.0
Hydroxide (OH)	<1.0	<1.0	<1.0	N/A	N/A	<1.0	<1.0	<1.0	<1.0	<1.0
Aluminum	5.3	0.34	<0.045	0.63	1.5	0.075	<0.045	<0.045	1.6	0.28
Antimony	<0.0025	<0.0025	<0.0025	<0.0025	<0.0025	<0.0025	<0.0025	<0.0025	<0.0025	<0.0025
Arsenic	<0.0050	<0.0050	<0.0050	<0.0050	<0.0050	<0.0050	<0.0050	<0.0050	<0.0050	<0.0050
Barium	<0.010	<0.010	<0.010	<0.010	<0.010	<0.010	<0.010	<0.010	<0.010	<0.010
Beryllium	0.0030	<0.0010	<0.0010	<0.0010	<0.0010	<0.0010	<0.0010	<0.0010	0.0012	<0.0010
Bismuth	<0.10	<0.10	<0.10	<0.10	<0.10	<0.10	<0.10	<0.10	<0.10	<0.10
Boron	<0.10	<0.10	<0.10	<0.10	<0.10	<0.10	<0.10	<0.10	<0.10	<0.10
Cadmium	0.015	<0.0010	<0.0010	<0.0010	<0.0010	<0.0010	<0.0010	<0.0010	<0.0050	0.0022
Calcium	26	8.1	70	3.0	2.0	12	2.5	1.3	23	40
Chloride	1.1	<1.0	<1.0	<1.0	<1.0	<1.0	<1.0	<1.0	<1.0	<1.0
Chromium	<0.0050	<0.0050	<0.0050	<0.0050	<0.0050	<0.0050	<0.0050	<0.0050	<0.0050	<0.0050
Cobalt	0.11	<0.010	<0.010	<0.010	<0.010	<0.010	<0.010	<0.010	0.033	<0.010
Copper	290	0.53	<0.050	1.0	0.16	<0.050	<0.050	<0.050	17	1.5
Fluoride	1.1	0.12	0.55	0.40	<0.10	0.67	<0.10	<0.10	1.6	0.88
Gallium	<0.10	<0.10	<0.10	<0.10	<0.10	<0.10	<0.10	<0.10	<0.10	<0.10
Iron	0.34	0.046	<0.010	0.33	2.7	<0.010	0.012	0.020	1.3	<0.010
Lead	<0.0025	<0.0025	<0.0025	<0.0025	<0.0025	<0.0025	<0.0025	<0.0025	<0.0025	<0.0025
Lithium	<0.10	<0.10	<0.10	<0.10	<0.10	<0.10	<0.10	<0.10	<0.10	<0.10
Magnesium	6.7	<0.50	5.1	<0.50	<0.50	2.8	<0.50	<0.50	3.8	3.2
Manganese	1.3	0.14	0.040	0.046	0.029	0.12	0.0069	0.0086	1.2	0.20
Mercury	<0.00010	<0.00010	<0.00010	<0.00010	<0.00010	<0.00010	<0.00010	<0.00010	<0.00010	<0.00010
Molybdenum	<0.010	<0.010	<0.010	<0.010	<0.010	<0.010	<0.010	<0.010	<0.010	<0.010
Nickel	0.037	<0.010	<0.010	<0.010	<0.010	<0.010	<0.010	<0.010	0.069	<0.010
Nitrate as N	<1.0	<1.0	<1.0	<1.0	<1.0	<1.0	<1.0	<1.0	<1.0	<1.0
Nitrite as N	<0.050	<0.025	0.042	<0.025	<0.025	0.026	<0.025	<0.025	<0.025	<0.025
pH, stu	4.54	4.93	7.35	3.99	3.57	7.24	7.18	6.92	4.84	5.48
Phosphorus	<0.50	<0.50	<0.50	<0.50	<0.50	<0.50	<0.50	<0.50	<0.50	<0.50
Potassium	2.8	0.70	3.0	0.61	<0.50	1.2	<0.50	<0.50	1.0	1.9
Scandium	<0.10	<0.10	<0.10	<0.10	<0.10	<0.10	<0.10	<0.10	<0.10	<0.10
Selenium	0.012	<0.0050	<0.0050	<0.0050	<0.0050	<0.0050	<0.0050	<0.0050	<0.0050	<0.0050
Silver	<0.0050	<0.0050	<0.0050	<0.0050	<0.0050	<0.0050	<0.0050	<0.0050	<0.0050	<0.0050
Sodium	1.4	<0.50	1.0	<0.50	<0.50	3.2	0.82	<0.50	<0.50	1.3
Strontium	0.10	<0.10	0.29	<0.10	<0.10	<0.10	<0.10	<0.10	<0.10	0.15
Sulfate	440	24	180	29	51	37	2.9	1.8	130	130
Thallium	<0.0010	<0.0010	<0.0010	<0.0010	<0.0010	<0.0010	<0.0010	<0.0010	<0.0010	<0.0010
Tin	<0.10	<0.10	<0.10	<0.10	<0.10	<0.10	<0.10	<0.10	<0.10	<0.10
Titanium	<0.10	<0.10	<0.10	<0.10	<0.10	<0.10	<0.10	<0.10	<0.10	<0.10
Total Dissolved Solids	660	41	300	23	38	67	<10	18	180	190
Uranium	0.028	<0.010	<0.010	<0.010	<0.010	<0.010	<0.010	<0.010	<0.010	<0.010
Vanadium	<0.010	<0.010	<0.010	<0.010	<0.010	<0.010	<0.010	<0.010	<0.010	<0.010
Zinc	1.4	0.056	<0.010	0.015	0.016	0.012	<0.010	<0.010	0.12	0.12
Cations, meq/L	11.8	0.49	4.03	0.48	0.82	1.01	0.16	<0.10	2.32	2.45
Anions, meq/L	9.25	0.51	4.02	0.62	1.06	1.02	0.17	<0.10	2.79	2.75
Balance, %	12	2.0	<1.0	13	13	<1.0	1.2	N/A	9.3	5.7
Wetlab Report #	1008263	1008263	1008263	1008263	1008263	1008263	1008272	1008272	1008272	1008272

Table . - Profile II Analytical Results, MWMP Extracts,
Copper Flat Project

	Extracts									
Analysis, mg/L	SRK 0870	SRK 0871	SRK 0872	SRK 0873	SRK 0876	SRK 0878	604552	604562	604569	604571
Alkalinity, $CaCO_3$ (Acidity)	<1.0	3.4	(200)	20	110	130	100	140	60	91
CO_3, $CaCO_3$	<1.0	<1.0	N/A	<1.0	<1.0	<1.0	<1.0	<1.0	<1.0	1.8
HCO_3	<1.0	4.2	N/A	25	130	160	120	170	73	110
Hydroxide (OH)	<1.0	<1.0	N/A	<1.0	<1.0	<1.0	<1.0	<1.0	<1.0	<1.0
Aluminum	1.2	<0.045	17	0.10	<0.045	<0.045	<0.045	<0.045	<0.22	<0.045
Antimony	<0.0025	<0.0025	<0.0025	<0.0025	<0.0025	<0.0025	<0.0025	0.0083	<0.0025	<0.0025
Arsenic	<0.0050	<0.0050	<0.0050	<0.0050	<0.0050	0.0095	<0.0050	<0.0050	<0.0050	<0.0050
Barium	<0.010	<0.010	0.021	<0.010	0.056	0.077	<0.010	<0.010	<0.010	0.042
Beryllium	0.0045	<0.0010	0.0052	<0.0010	<0.0010	<0.0010	<0.0010	<0.0010	<0.0010	<0.0010
Bismuth	<0.10	<0.10	<0.10	<0.10	<0.10	<0.10	<0.10	<0.10	<0.10	<0.10
Boron	<0.10	<0.10	<0.10	<0.10	<0.10	<0.10	0.17	0.36	0.14	0.19
Cadmium	0.015	<0.0010	0.0037	<0.0010	<0.0010	<0.0010	<0.0010	<0.0010	<0.0010	<0.0010
Calcium	24	0.58	120	17	560	43	62	120	28	64
Chloride	<1.0	<1.0	<1.0	<1.0	28	<1.0	16	29	7.8	15
Chromium	<0.0050	<0.0050	0.0071	<0.0050	<0.0050	<0.0050	<0.0050	<0.0050	<0.0050	<0.0050
Cobalt	0.048	<0.010	0.046	<0.010	0.010	<0.010	<0.010	<0.010	<0.010	<0.010
Copper	8.6	<0.050	5.6	<0.050	0.58	<0.050	<0.050	<0.050	<0.050	<0.050
Fluoride	1.1	<0.10	0.53	<0.10	4.2	0.71	8.0	69	3.9	7.3
Gallium	<0.10	<0.10	<0.10	<0.10	<0.10	<0.10	<0.10	<0.10	<0.10	<0.10
Iron	0.041	<0.010	9.6	<0.010	<0.010	<0.010	<0.010	<0.010	<0.010	<0.010
Lead	<0.0025	<0.0025	<0.0025	<0.0025	<0.0025	<0.0025	<0.0025	<0.0025	<0.0025	<0.0025
Lithium	<0.10	<0.10	<0.10	<0.10	<0.10	<0.10	<0.10	<0.10	<0.10	<0.10
Magnesium	6.6	<0.50	4.7	0.87	180	9.4	10	24	9.4	14
Manganese	1.3	<0.0050	0.92	0.013	0.18	<0.0050	0.023	0.071	0.052	0.062
Mercury	<0.00010	<0.00010	<0.00010	<0.00010	<0.00010	<0.00010	0.0020	0.0060	0.00035	0.00052
Molybdenum	<0.010	<0.010	<0.010	0.069	3.5	<0.010	0.035	0.039	0.035	0.058
Nickel	0.039	<0.010	0.011	<0.010	<0.010	<0.010	<0.010	<0.010	<0.010	<0.010
Nitrate as N	<1.0	<1.0	<1.0	<1.0	42	1.6	<1.0	<1.0	<1.0	<1.0
Nitrite as N	<0.025	0.071	<0.025	<0.025	0.59	0.28	0.17	0.19	0.028	<0.025
pH, stu	4.96	6.91	3.05	7.53	7.82	8.18	8.27	8.28	8.25	8.36
Phosphorus	<0.50	<0.50	<0.50	<0.50	<0.50	<0.50	<0.50	<0.50	<0.50	<0.50
Potassium	0.77	1.3	<0.50	2.4	280	5.0	12	23	14	40
Scandium	<0.10	<0.10	<0.10	<0.10	<0.10	<0.10	<0.10	<0.10	<0.10	<0.10
Selenium	<0.0050	<0.0050	<0.0050	<0.0050	0.011	<0.0050	<0.0050	0.015	<0.0050	<0.010
Silver	<0.0050	<0.0050	<0.0050	<0.0050	<0.0050	<0.0050	<0.0050	<0.0050	<0.0050	<0.0050
Sodium	1.8	<0.50	0.80	0.75	59	4.0	54	79	31	64
Strontium	<0.10	<0.10	<0.10	<0.10	4.0	0.70	0.49	1.2	0.21	0.58
Sulfate	130	<1.0	570	27	2,400	3.5	200	390	93	290
Thallium	<0.0010	<0.0010	<0.0010	<0.0010	<0.0010	<0.0010	<0.0010	<0.0010	<0.0010	<0.0010
Tin	<0.10	<0.10	<0.10	<0.10	<0.10	<0.10	<0.10	<0.10	<0.10	<0.10
Titanium	<0.10	<0.10	<0.10	<0.10	<0.10	<0.10	<0.10	<0.10	<0.10	<0.10
Total Dissolved Solids	190	<10	810	65	3,900	240	450	800	240	550
Uranium	<0.010	<0.010	0.058	<0.010	0.19	<0.010	0.052	0.037	0.019	0.040
Vanadium	<0.010	<0.010	<0.010	<0.010	0.083	0.043	0.016	0.021	0.013	0.016
Zinc	0.26	<0.010	0.31	<0.010	<0.010	<0.010	<0.010	<0.010	<0.010	<0.010
Cations, meq/L	2.30	<0.10	11.1	1.03	52.5	3.22	6.57	12.0	3.89	8.16
Anions, meq/L	2.76	<0.10	11.9	0.97	56.1	2.85	7.00	15.7	3.56	8.71
Balance, %	9.2	N/A	3.6	2.7	3.3	6.2	3.2	13	4.4	3.3
Wetlab Report #	1008272	1008272	1008288	1008288	1008288	1008288	1008487	1008397	1008456	1008456

Table . - Profile II Analytical Results, MWMP Extracts,
Copper Flat Project

	Extracts									
Analysis, mg/L	604601	604606	604656	604669	604673	604734	604767	604787	604790	604811
Alkalinity, $CaCO_3$ (Acidity)	98	98	100	97	82	120	90	110	91	99
CO_3, $CaCO_3$	3.0	<1.0	<1.0	2.4	1.2	6.9	<1.0	<1.0	<1.0	<1.0
HCO_3	110	120	130	110	97	130	110	130	110	120
Hydroxide (OH)	<1.0	<1.0	<1.0	<1.0	<1.0	<1.0	<1.0	<1.0	<1.0	<1.0
Aluminum	<0.045	0.050	<0.045	<0.045	<0.045	0.055	<0.045	<0.045	<0.045	<0.045
Antimony	0.0033	<0.0025	<0.0025	0.0029	0.0028	<0.0025	0.0040	0.0063	0.0034	0.0026
Arsenic	<0.0050	<0.0050	<0.0050	<0.0050	0.0054	<0.0050	<0.0050	0.0083	<0.0050	0.010
Barium	0.020	0.014	<0.010	0.013	<0.010	<0.010	0.019	0.044	0.040	<0.010
Beryllium	<0.0010	<0.0010	<0.0010	<0.0010	<0.0010	<0.0010	<0.0010	<0.0010	<0.0010	<0.0010
Bismuth	<0.10	<0.10	<0.10	<0.10	<0.10	<0.10	<0.10	<0.10	<0.10	<0.10
Boron	0.34	0.36	0.12	0.21	0.23	0.32	0.31	<0.10	<0.10	0.15
Cadmium	<0.0010	<0.0010	<0.0010	<0.0010	<0.0010	<0.0010	0.0024	<0.0010	<0.0010	<0.0010
Calcium	45	35	79	83	45	18	180	85	61	82
Chloride	16	19	91	21	12	27	31	9.4	15	15
Chromium	<0.0050	<0.0050	<0.0050	<0.0050	<0.0050	<0.0050	<0.0050	<0.0050	<0.0050	<0.0050
Cobalt	<0.010	<0.010	<0.010	<0.010	<0.010	<0.010	0.013	<0.010	<0.010	<0.010
Copper	<0.050	<0.050	<0.050	<0.050	<0.050	<0.050	<0.050	<0.050	<0.050	<0.050
Fluoride	5.0	6.0	6.5	6.6	5.6	9.0	7.8	4.2	4.8	4.6
Gallium	<0.10	<0.10	<0.10	<0.10	<0.10	<0.10	<0.10	<0.10	<0.10	<0.10
Iron	<0.010	<0.010	<0.010	<0.010	<0.010	<0.010	<0.010	<0.010	<0.010	<0.010
Lead	<0.0025	<0.0025	<0.0025	<0.0025	<0.0025	<0.0025	<0.0025	<0.0005	<0.0025	<0.0025
Lithium	<0.10	<0.10	<0.10	<0.10	<0.10	<0.10	<0.10	<0.10	<0.10	<0.10
Magnesium	8.7	5.5	13	13	7.0	6.1	52	12	9.5	15
Manganese	0.022	0.013	0.018	0.043	<0.0050	0.0072	0.94	0.033	0.026	0.011
Mercury	<0.0002	0.00043	0.0009	0.0018	0.0029	0.00056	<0.00010	0.00047	0.00014	0.00052
Molybdenum	0.091	0.086	0.15	0.12	0.27	0.094	0.069	0.40	0.11	0.081
Nickel	<0.010	<0.010	<0.010	<0.010	<0.010	<0.010	<0.010	<0.010	<0.010	<0.010
Nitrate as N	<1.0	<1.0	<1.0	<1.0	<1.0	<1.0	<1.0	<1.0	<1.0	<1.0
Nitrite as N	<0.025	0.033	0.35	0.22	0.23	<0.025	<0.12	0.19	0.051	0.45
pH, stu	8.47	8.31	8.27	8.39	8.33	8.74	7.80	8.28	8.22	8.24
Phosphorus	<0.50	<0.50	<0.50	<0.50	<0.50	<0.50	<0.50	<0.50	<0.50	<0.50
Potassium	42	25	16	24	22	17	59	11	19	16
Scandium	<0.10	<0.10	<0.10	<0.10	<0.10	<0.10	<0.10	<0.10	<0.10	<0.10
Selenium	0.011	0.0053	0.0096	0.017	0.011	0.0066	0.041	0.017	0.015	0.025
Silver	<0.0050	<0.0050	<0.0050	<0.0050	<0.0050	<0.0050	<0.0050	<0.0050	<0.0050	<0.0050
Sodium	56	50	45	42	34	85	58	34	34	40
Strontium	0.44	0.38	0.80	0.75	0.35	0.50	1.7	0.74	0.55	1.2
Sulfate	150	100	140	260	110	100	720	190	140	190
Thallium	<0.0010	<0.0010	<0.0010	<0.0010	<0.0010	<0.0010	<0.0010	<0.0020	<0.0010	<0.0010
Tin	<0.10	<0.10	<0.10	<0.10	<0.10	<0.10	<0.10	<0.10	<0.10	<0.10
Titanium	<0.10	<0.10	<0.10	<0.10	<0.10	<0.10	<0.10	<0.10	<0.10	<0.10
Total Dissolved Solids	390	320	540	560	320	360	1,300	520	440	490
Uranium	0.051	0.020	0.029	0.056	0.042	<0.010	0.19	0.11	0.081	0.085
Vanadium	<0.050	<0.010	0.019	0.020	<0.010	0.019	0.038	0.015	0.010	0.022
Zinc	<0.010	<0.010	<0.010	<0.010	<0.010	<0.010	0.041	<0.010	<0.010	<0.010
Cations, meq/L	6.47	5.02	7.38	7.65	4.86	5.54	17.3	6.99	5.79	7.48
Anions, meq/L	5.74	4.90	7.95	8.24	4.55	5.68	18.1	6.57	5.39	6.59
Balance, %	6.0	1.2	3.8	3.7	3.3	1.2	2.1	3.1	3.6	6.3
Wetlab Report #	1008456	1008456	1008487	1008487	1008456	1008487	1008397	1008342	1008342	1008288

Table . - Profile II Analytical Results, MWMP Extracts,
Copper Flat Project

	Extracts									
Analysis, mg/L	604849	604854	604862	604867	605033	605109	605153	605175	605184	605218
Alkalinity, $CaCO_3$ (Acidity)	99	94	120	110	83	87	63	89	31	87
CO_3, $CaCO_3$	<1.0	<1.0	<1.0	<1.0	1.4	2.5	<1.0	7.0	<1.0	<1.0
HCO_3	120	110	150	130	99	100	76	94	37	110
Hydroxide (OH)	<1.0	<1.0	<1.0	<1.0	<1.0	<1.0	<1.0	<1.0	<1.0	<1.0
Aluminum	<0.045	<0.045	<0.045	<0.045	0.056	<0.045	0.066	0.12	<0.045	<0.045
Antimony	0.0057	0.0041	<0.0025	<0.0025	<0.0025	<0.0025	<0.0025	0.0046	<0.0025	0.015
Arsenic	0.020	0.0066	<0.0050	<0.0050	<0.0050	<0.0050	<0.0050	0.0078	<0.0050	<0.0050
Barium	<0.010	<0.010	<0.010	0.019	0.010	0.028	0.039	0.036	0.016	0.060
Beryllium	<0.0010	<0.0010	<0.0010	<0.0010	<0.0010	<0.0010	<0.0010	<0.0010	<0.0010	<0.0010
Bismuth	<0.10	<0.10	<0.10	<0.10	<0.10	<0.10	<0.10	<0.10	<0.10	<0.10
Boron	0.21	0.25	0.14	0.16	0.11	0.15	0.29	0.26	<0.10	0.27
Cadmium	<0.0010	<0.0010	<0.0010	0.0013	<0.0010	<0.0010	<0.0010	<0.0010	0.068	<0.0010
Calcium	83	78	88	190	53	29	18	15	480	140
Chloride	6.9	29	12	6.1	15	20	7.8	6.8	18	34
Chromium	<0.0050	<0.0050	<0.0050	<0.0050	<0.0050	<0.0050	<0.0050	<0.0050	<0.0050	<0.0050
Cobalt	<0.010	<0.010	<0.010	<0.010	<0.010	<0.010	<0.010	<0.010	0.026	<0.010
Copper	<0.050	0.14	<0.050	<0.050	<0.050	<0.050	<0.050	<0.050	0.084	<0.050
Fluoride	4.4	4.6	5.5	74	6.6	6.4	5.0	3.1	8.8	6.4
Gallium	<0.10	<0.10	<0.10	<0.10	<0.10	<0.10	<0.10	<0.10	<0.10	<0.10
Iron	<0.010	<0.010	<0.010	<0.010	<0.010	<0.010	<0.010	<0.010	<0.010	<0.010
Lead	<0.0025	<0.0025	<0.0025	<0.0025	<0.0025	<0.0025	<0.0025	<0.0025	0.0025	<0.0025
Lithium	<0.10	<0.10	<0.10	<0.10	<0.10	<0.10	<0.10	<0.10	0.13	<0.10
Magnesium	16	18	18	46	7.8	5.6	4.2	6.6	140	20
Manganese	0.034	0.073	<0.0050	0.22	0.020	0.018	0.0090	0.0094	36	0.072
Mercury	<0.00010	<0.00010	<0.00010	<0.00010	<0.00010	<0.00010	<0.00010	0.00019	<0.00010	<0.00010
Molybdenum	0.18	0.12	0.088	0.12	0.072	0.074	0.021	0.081	<0.010	0.14
Nickel	<0.010	<0.010	<0.010	<0.010	<0.010	<0.010	<0.010	<0.010	<0.010	<0.010
Nitrate as N	<1.0	<1.0	<1.0	<1.0	<1.0	<1.0	<1.0	<1.0	<1.0	<1.0
Nitrite as N	0.16	<0.025	<0.025	<0.025	<0.025	0.063	0.043	<0.025	<0.12	0.19
pH, stu	8.16	8.16	8.11	8.06	8.37	8.49	8.15	8.78	7.47	8.15
Phosphorus	<0.50	<0.50	<0.50	<0.50	<0.50	<0.50	<0.50	<0.50	<0.50	<0.50
Potassium	17	58	22	61	25	28	13	18	42	22
Scandium	<0.10	<0.10	<0.10	<0.10	<0.10	<0.10	<0.10	<0.10	<0.10	<0.10
Selenium	0.020	0.023	0.018	0.048	<0.0050	0.0062	<0.0050	0.0087	0.011	0.0061
Silver	<0.0050	0.0075	<0.0050	<0.0050	<0.0050	<0.0050	<0.0050	<0.0050	<0.0050	<0.0050
Sodium	39	40	44	25	40	53	52	84	45	39
Strontium	1.4	1.3	2.2	4.2	0.59	1.2	1.2	1.3	2.5	2.0
Sulfate	220	240	280	670	140	99	120	140	2,000	330
Thallium	<0.0010	<0.0010	<0.0010	<0.0010	<0.0010	<0.0010	<0.0010	<0.0010	<0.0010	<0.0010
Tin	<0.10	<0.10	<0.10	<0.10	<0.10	<0.10	<0.10	<0.10	<0.10	<0.10
Titanium	<0.10	<0.10	<0.10	<0.10	<0.10	<0.10	<0.10	<0.10	<0.10	<0.10
Total Dissolved Solids	500	580	580	1,100	370	370	270	350	2,800	700
Uranium	0.19	0.037	0.019	<0.010	0.016	0.014	<0.010	0.013	0.016	0.044
Vanadium	0.015	0.017	0.027	0.035	0.015	0.011	<0.010	0.019	0.068	0.028
Zinc	<0.010	0.013	<0.010	0.017	<0.010	<0.010	<0.010	<0.010	0.47	<0.010
Cations, meq/L	7.59	8.60	8.35	15.9	5.67	4.93	3.85	5.42	39.8	10.9
Anions, meq/L	6.97	7.86	8.92	20.4	5.35	4.68	4.23	5.04	43.2	9.97
Balance, %	4.2	4.5	3.3	12	2.9	2.6	4.7	3.6	4.1	4.4
Wetlab Report #	1008397	1008397	1008487	1008397	1008342	1008342	1008487	1008456	1008397	1008288

Table . - Profile II Analytical Results, MWMP Extracts,

Copper Flat Project

	Extracts									
	CF-11-01-B	CF-11-02	CF-11-02	CF-11-02	CF-11-03	CF-11-03	CF-11-07	CF-11-09	CF-11-10	CF-11-10-B
Analysis, mg/L	268.8-292	0-27	147-181	367-408	23.9-53.2	922-949.5	312-346.6	588-628	565.1-585	1000-1035
Alkalinity, $CaCO_3$	48	17	6.9	<1.0	13	11	14	14	18	20
CO_3, $CaCO_3$	<1.0	<1.0	<1.0	<1.0	<1.0	<1.0	<1.0	<1.0	<1.0	<1.0
HCO_3	59	21	8.4	<1.0	15	14	17	18	22	25
Aluminum	<0.045	<0.045	0.048	<0.045	0.089	0.047	0.058	0.064	0.062	0.055
Antimony	<0.0025	<0.0025	<0.0025	<0.0025	<0.0025	<0.0025	<0.0025	<0.0025	<0.0025	<0.0025
Arsenic	<0.0050	<0.0050	<0.0050	<0.0050	<0.0050	<0.0050	<0.0050	<0.0050	<0.0050	<0.0050
Barium	<0.010	<0.010	<0.010	<0.010	<0.010	<0.010	<0.010	<0.010	<0.010	<0.010
Beryllium	<0.0010	<0.0010	<0.0010	<0.0010	<0.0010	<0.0010	<0.0010	<0.0010	<0.0010	<0.0010
Bismuth	<0.10	<0.10	<0.10	<0.10	<0.10	<0.10	<0.10	<0.10	<0.10	<0.10
Boron	<0.10	<0.10	<0.10	<0.10	<0.10	<0.10	<0.10	<0.10	<0.10	<0.10
Cadmium	<0.0010	<0.0010	<0.0010	<0.0010	<0.0010	<0.0010	<0.0010	<0.0010	<0.0010	<0.0010
Calcium	43	5.6	2.7	<0.50	4.4	3.0	4.7	4.5	4.3	2.1
Chloride	2.0	1.1	<1.00	<1.00	<1.00	<1.00	<1.00	<1.00	<1.00	<1.00
Chromium	<0.0050	<0.0050	<0.0050	<0.0050	<0.0050	<0.0050	<0.0050	<0.0050	<0.0050	<0.0050
Cobalt	<0.010	<0.010	<0.010	<0.010	<0.010	<0.010	<0.010	<0.010	<0.010	<0.010
Copper	<0.050	<0.050	<0.050	<0.050	<0.050	<0.050	<0.050	<0.050	<0.050	<0.050
Fluoride	0.93	0.62	<0.10	<0.10	<0.10	<0.10	<0.10	0.14	0.24	0.18
Gallium	<0.10	<0.10	<0.10	<0.10	<0.10	<0.10	<0.10	<0.10	<0.10	<0.10
Iron	<0.010	<0.010	<0.010	<0.010	<0.010	<0.050	<0.010	<0.010	<0.010	<0.010
Lead	<0.0025	<0.0025	<0.0025	<0.0025	<0.0025	<0.0025	<0.0025	<0.0025	<0.0025	<0.0025
Lithium	<0.10	<0.10	<0.10	<0.10	<0.10	<0.10	<0.10	<0.10	<0.10	<0.10
Magnesium	6.8	0.83	<0.50	<0.50	<0.50	<0.50	<0.50	<0.50	0.78	0.62
Manganese	<0.0050	0.0075	0.011	<0.0050	<0.0050	<0.0050	0.0096	0.0065	0.0059	<0.0050
Mercury	0.0019	<0.00010	<0.00010	<0.00010	<0.00010	<0.00010	<0.00010	<0.00010	0.00015	<0.00010
Molybdenum	0.064	<0.010	<0.010	<0.010	<0.010	<0.010	0.018	<0.010	<0.010	0.016
Nickel	<0.010	<0.010	<0.010	<0.010	<0.010	<0.010	<0.010	<0.010	<0.010	<0.010
Nitrate as N	<1.0	<1.0	<1.0	<1.0	<1.0	<1.0	<1.0	<1.0	<1.0	<1.0
Nitrite as N	0.038	0.030	0.030	<0.025	0.027	0.027	0.028	0.027	0.033	0.028
pH, stu	7.98	7.27	6.99	5.86	7.58	7.30	7.33	7.46	7.66	7.68
Phosphorus	<0.50	<0.50	<0.50	<0.50	<0.50	<0.50	<0.50	<0.50	<0.50	<0.50
Potassium	3.4	0.60	<0.50	<0.50	<0.50	<0.50	0.50	0.56	1.3	0.97
Scandium	<0.10	<0.10	<0.10	<0.10	<0.10	<0.10	<0.10	<0.10	<0.10	<0.10
Selenium	<0.0050	<0.0050	<0.0050	<0.0050	<0.0050	<0.0050	<0.0050	<0.0050	<0.0050	<0.0050
Silver	<0.0050	<0.0050	<0.0050	<0.0050	<0.0050	<0.0050	<0.0050	<0.0050	<0.0050	<0.0050
Sodium	8.3	3.6	0.58	<0.50	1.0	1.4	2.2	1.4	5.7	8.5
Strontium	0.39	<0.10	<0.10	<0.10	0.14	<0.10	<0.10	<0.10	<0.10	<0.10
Sulfate	99	5.0	<1.0	<1.0	2.2	1.2	3.2	2.2	7.6	4.0
Thallium	<0.0010	<0.0010	<0.0010	<0.0010	<0.0010	<0.0010	<0.0010	<0.0010	<0.0010	<0.0010
Tin	<0.10	<0.10	<0.10	<0.10	<0.10	<0.10	<0.10	<0.10	<0.10	<0.10
Titanium	<0.10	<0.10	<0.10	<0.10	<0.10	<0.10	<0.10	<0.10	<0.10	<0.10
Total Dissolved Solids	220	31	12	<10	25	23	40	17	27	24
Vanadium	0.014	<0.010	<0.010	<0.010	0.012	<0.010	<0.010	<0.010	<0.010	<0.010
Zinc	<0.010	<0.010	<0.010	<0.010	<0.010	<0.010	<0.010	<0.010	<0.010	<0.010
Cations, meq/L	3.15	0.52	0.17	<0.10	0.27	0.22	0.35	0.31	0.57	0.56
Anions, meq/L	3.13	0.51	0.14	<0.10	0.29	0.25	0.35	0.35	0.53	0.50
Balance, %	<1.0	<1.0	9.2	N/A	3.3	8.2	<1.0	6.3	3.2	5.1

Wetlab Report # 1203375

Chemex Laboratory Reports

ALS Chemex
EXCELLENCE IN ANALYTICAL CHEMISTRY
ALS USA Inc.
4977 Energy Way
Reno NV 89502
Phone: 775 356 5395 Fax: 775 355 0179 www.alschemex.com

To: **MCCLELLAND LABS**
1016 GREG ST
SPARKS NV 89431

Finalized Date: 9-JUL-2010
Account: EIM

CERTIFICATE RE10080824

Project: 3438
P.O. No.:
This report is for 74 Pulp samples submitted to our lab in Reno, NV, USA on 22-JUN-2010.

The following have access to data associated with this certificate:

CHRISTINE DEBURLE	JACK MCPARTLAND	

SAMPLE PREPARATION

ALS CODE	DESCRIPTION
WEI-21	Received Sample Weight
LOG-24	Pulp Login - Rcd w/o Barcode
SPL-21	Split sample - riffle splitter

ANALYTICAL PROCEDURES

ALS CODE	DESCRIPTION	INSTRUMENT
ME-OG62	Ore Grade Elements - Four Acid	ICP-AES
Cu-OG62	Ore Grade Cu - Four Acid	VARIABLE
ME-MS61	48 element four acid ICP-MS	
Hg-CV41	Trace Hg - cold vapor/AAS	FIMS

The results of this assay were based solely upon the content of the sample submitted. Any decision to invest should be made only after the potential investment value of the claim 'or deposit has been determined based on the results of assays of multiple samples of geological materials collected by the prospective investor or by a qualified person selected by him/her and based on an evaluation of all engineering data which is available concerning any proposed project.

To: **MCCLELLAND LABS**
ATTN: JACK MCPARTLAND
1016 GREG ST
SPARKS NV 89431

This is the Final Report and supersedes any preliminary report with this certificate number. Results apply to samples as submitted. All pages of this report have been checked and approved for release.

Signature:

Colin Ramshaw, Vancouver Laboratory Manager

ALS Chemex
EXCELLENCE IN ANALYTICAL CHEMISTRY
ALS USA Inc.
4977 Energy Way
Reno NV 89502
Phone: 775 356 5395 Fax: 775 355 0179 www.alschemex.com

To: **MCCLELLAND LABS**
1016 GREG ST
SPARKS NV 89431

Finalized Date: 9-JUL-2010
Account: EIM

Project: 3438

CERTIFICATE OF ANALYSIS RE10080824

Sample Description	Method	WEI-21	ME-MS61	ME-MS61	ME-MS61	ME-MS61	ME-MS61	ME-MS61	ME-MS61	ME-MS61	ME-MS61	ME-MS61	ME-MS61	ME-MS61	ME-MS61	ME-MS61
	Analyte	Recvd Wt.	Ag	Al	As	Ba	Be	Bi	Ca	Cd	Ce	Co	Cr	Cs	Cu	Fe
	Units	kg	ppm	%	ppm	ppm	ppm	ppm	%	ppm	ppm	ppm	ppm	ppm	ppm	%
	LOR	0.02	0.01	0.01	0.2	10	0.05	0.01	0.01	0.02	0.01	0.1	1	0.05	0.2	0.01
SRK 0854		0.27	6.46	7.83	<0.2	1130	2.88	2.05	0.50	0.27	121.5	5.3	51	5.88	>10000	1.94
SRK 0855		0.28	0.49	7.40	1.2	690	4.13	0.67	0.43	0.15	67.7	4.7	52	6.07	354	1.58
SRK 0856		0.28	0.16	7.19	0.6	590	3.63	1.34	0.30	0.03	45.6	7.0	103	6.01	115.0	2.24
SRK 0857		0.27	1.48	6.43	2.0	790	2.15	0.60	1.12	2.06	55.9	5.8	103	8.37	2420	2.05
SRK 0858		0.29	0.40	7.59	0.4	650	3.82	1.30	0.43	0.04	48.0	5.2	86	7.55	495	2.17
SRK 0859		0.25	0.09	7.21	0.5	550	3.19	0.48	0.11	0.02	34.9	6.7	115	5.11	74.5	2.06
SRK 0860		0.28	0.16	7.05	0.7	500	3.26	0.72	0.22	0.09	49.7	31.2	54	4.96	214	3.54
SRK 0861		0.29	2.72	7.17	0.8	790	3.80	0.86	0.35	0.33	89.8	7.3	72	6.00	6190	1.89
SRK 0862		0.31	0.28	7.65	<0.2	580	1.55	<0.01	6.94	0.50	52.4	39.1	79	2.21	127.0	7.27
SRK 0864		0.26	0.56	7.72	1.1	730	2.27	0.17	3.99	2.04	56.5	23.0	63	6.50	520	5.68
SRK 0865		0.26	0.19	7.33	0.9	720	2.28	0.14	2.99	0.09	69.8	9.7	116	6.28	94.6	4.46
SRK 0866		0.28	0.15	7.93	0.4	700	2.23	1.69	3.86	0.05	59.3	15.8	59	5.15	147.5	5.59
SRK 0867		0.28	1.50	7.10	1.1	760	4.12	1.21	0.58	0.28	65.1	9.1	74	6.70	3050	1.98
SRK 0868		0.27	3.58	8.70	1.9	860	3.85	1.10	0.88	0.90	70.2	6.3	57	9.14	2750	3.31
SRK 0869		0.27	4.47	8.37	1.7	810	3.57	1.08	1.22	1.45	72.1	10.7	47	8.68	4400	2.54
SRK 0870		0.28	0.11	8.93	0.6	430	4.23	0.07	4.77	4.00	73.1	53.8	158	10.85	3200	4.77
SRK 0871		0.29	8.12	7.55	1.0	690	3.92	2.23	0.35	6.51	88.6	16.9	37	6.11	>10000	1.66
SRK 0872		0.28	0.60	8.01	1.1	920	3.22	1.69	0.57	0.14	73.7	7.7	101	7.33	910	2.25
SRK 0873		0.29	0.88	8.04	1.1	740	4.44	0.77	1.53	0.23	78.6	8.5	59	7.77	2000	1.97
SRK 0874		0.27	0.18	9.11	1.2	680	2.35	0.34	5.02	0.06	46.4	23.6	31	7.82	107.5	6.83
SRK 0875		0.28	1.13	8.05	5.5	770	3.95	1.59	1.86	0.38	84.5	14.1	44	8.89	964	2.98
SRK 0876		0.28	1.38	7.94	4.6	780	3.62	1.70	1.42	0.44	83.1	14.4	48	8.88	1385	3.09
SRK 0877		0.29	0.13	6.07	5	630	1.63	0.39	14.05	0.12	46.0	12.8	29	5.01	79.2	3.34
SRK 0878		0.29	0.09	3.74	7	350	1.01	0.17	19.65	0.08	31.8	6.1	11	6.40	26.8	1.46
604552		0.22	1.53	9.10	0.8	820	4.01	4.07	1.23	4.97	75.7	8.0	70	8.85	1230	3.36
604562		0.25	6.73	8.38	1.4	770	3.67	3.48	1.71	6.07	73.7	14.3	65	9.46	6150	3.01
604568		0.25	1.19	8.54	0.9	760	4.60	0.59	1.37	0.14	89.5	9.6	84	9.40	2030	2.82
604569		0.22	1.22	8.31	1.1	630	4.80	0.66	1.08	0.19	87.2	9.9	92	9.02	1550	2.88
604571		0.25	1.24	8.52	0.7	760	4.77	0.75	1.27	0.16	85.6	7.9	52	8.84	1650	3.01
604601		0.23	1.66	7.89	0.8	690	3.98	0.47	0.97	0.13	72.5	7.7	71	6.73	2900	1.56
604606		0.23	1.59	7.84	0.9	610	5.08	0.69	1.31	0.12	82.9	7.3	71	8.63	1820	1.93
604638		0.21	4.21	7.73	3.6	740	4.44	1.43	2.06	1.06	71.6	12.2	56	17.05	4810	2.67
604639		0.22	1.90	7.89	2.3	760	3.57	1.65	3.42	0.28	66.0	11.8	31	12.30	2500	3.26
604653		0.25	1.69	8.71	0.8	800	4.19	0.70	1.86	0.24	71.3	10.6	52	8.20	2250	3.27
604656		0.26	1.63	8.18	1.1	800	3.35	0.87	2.50	0.08	62.2	6.9	45	7.98	2360	2.28
604657		0.26	1.91	8.51	1.6	790	3.84	1.34	1.96	1.64	65.8	9.3	47	9.14	2050	3.01
604669		0.24	2.42	8.30	1.5	510	3.75	1.86	0.44	1.06	96.7	7.9	85	9.52	3460	1.79
604672		0.23	0.97	8.18	1.0	430	4.33	0.54	0.32	0.89	100.5	4.7	105	8.98	1760	0.91
604673		0.24	0.64	8.24	0.7	450	3.81	0.40	0.25	0.05	97.2	4.0	95	6.83	1340	0.86
604675		0.22	0.86	8.25	0.8	500	3.99	0.33	0.27	0.18	53.3	6.8	89	6.89	1415	0.73

***** See Appendix Page for comments regarding this certificate *****

ALS Chemex
EXCELLENCE IN ANALYTICAL CHEMISTRY
ALS USA Inc.
4977 Energy Way
Reno NV 89502
Phone: 775 356 5395 Fax: 775 355 0179 www.alschemex.com

To: **MCCLELLAND LABS**
1016 GREG ST
SPARKS NV 89431

Finalized Date: 9-JUL-2010
Account: EIM

Project: 3438

CERTIFICATE OF ANALYSIS RE10080824

Sample Description	Method	ME-MS61	ME-MS61	ME-MS61	Hg-CV41	ME-MS61	ME-MS61	ME-MS61	ME-MS61	ME-MS61	ME-MS61	ME-MS61	ME-MS61	ME-MS61	ME-MS61	ME-MS61
	Analyte	Ga	Ge	Hf	Hg	In	K	La	Li	Mg	Mn	Mo	Na	Nb	Ni	P
	Units	ppm	ppm	ppm	ppm	ppm	%	ppm	ppm	%	ppm	ppm	%	ppm	ppm	ppm
	LOR	0.05	0.05	0.1	0.01	0.005	0.01	0.5	0.2	0.01	5	0.05	0.01	0.1	0.2	10
SRK 0854		22.2	0.34	1.5	<0.01	0.245	4.21	80.6	17.4	0.24	71	594	1.74	8.0	3.2	580
SRK 0855		20.5	0.11	2.3	<0.01	0.018	3.93	34.1	16.9	0.27	67	40.2	2.10	5.3	3.9	390
SRK 0856		19.95	0.10	1.6	<0.01	0.007	3.91	22.4	11.8	0.21	28	11.10	2.02	6.8	1.9	150
SRK 0857		16.00	0.12	1.3	<0.01	0.080	4.15	30.4	21.5	0.55	305	43.8	1.45	6.8	30.7	460
SRK 0858		21.4	0.10	1.3	<0.01	0.043	4.52	24.2	13.0	0.18	80	9.27	2.25	12.4	1.4	440
SRK 0859		17.05	0.07	1.3	<0.01	0.006	4.29	16.9	9.2	0.18	18	8.21	1.81	7.2	1.8	170
SRK 0860		16.55	0.11	1.3	<0.01	0.007	3.76	24.0	11.0	0.22	24	13.20	1.80	4.1	1.3	200
SRK 0861		20.5	0.11	1.4	<0.01	0.132	4.44	54.8	17.2	0.28	113	177.0	2.03	12.4	2.7	460
SRK 0862		17.10	0.17	3.6	<0.01	0.067	1.09	26.2	13.5	2.40	1340	6.08	1.88	39.0	78.2	2370
SRK 0864		20.8	0.16	3.4	<0.01	0.099	2.46	26.1	13.3	1.63	1110	2.54	2.19	8.5	21.3	2140
SRK 0865		20.8	0.13	3.2	<0.01	0.152	2.12	32.7	12.2	1.01	407	7.78	2.77	10.1	4.4	1540
SRK 0866		21.6	0.14	1.4	<0.01	0.090	2.17	27.1	8.2	1.29	747	3.50	2.46	7.8	7.2	2300
SRK 0867		21.2	0.09	1.7	<0.01	0.069	4.04	35.2	14.3	0.26	157	99.6	2.08	10.4	8.1	450
SRK 0868		23.4	0.14	1.4	<0.01	0.127	4.43	34.4	16.0	0.50	199	5.12	2.61	12.2	4.6	990
SRK 0869		22.0	0.15	1.3	0.01	0.164	4.75	34.1	17.5	0.44	635	12.65	2.31	10.6	3.7	900
SRK 0870		21.1	0.21	5.4	<0.01	0.062	1.13	30.4	8.6	1.35	1420	2.66	2.15	8.2	49.4	1100
SRK 0871		19.85	0.18	1.2	0.01	0.186	4.64	46.0	10.2	0.19	483	43.4	1.79	12.4	5.4	540
SRK 0872		19.15	0.14	1.7	<0.01	0.024	4.41	38.0	11.4	0.25	108	21.9	1.91	7.6	2.4	400
SRK 0873		20.9	0.15	2.5	<0.01	0.047	4.54	38.4	15.9	0.30	165	40.7	2.32	8.0	4.9	550
SRK 0874		21.5	0.19	2.7	<0.01	0.124	2.78	21.7	10.8	2.11	1180	7.70	2.72	6.5	11.8	3120
SRK 0875		20.6	0.17	2.0	<0.01	0.053	4.86	44.9	17.8	0.48	444	44.4	1.85	11.1	5.9	790
SRK 0876		20.5	0.17	1.7	<0.01	0.062	5.03	44.9	16.7	0.45	351	43.1	1.75	10.6	6.4	710
SRK 0877		14.45	0.13	3.0	0.01	0.052	2.07	23.6	16.3	1.01	619	1.51	1.25	10.3	13.7	1220
SRK 0878		8.54	0.09	2.1	0.01	0.028	1.07	16.4	16.3	1.13	301	0.65	0.34	6.3	5.7	640
604552		23.2	0.19	1.1	<0.01	0.105	5.04	36.9	15.3	0.48	316	7.50	2.65	13.6	2.4	900
604562		22.6	0.18	1.2	0.01	0.205	4.87	35.7	19.6	0.58	654	24.1	1.70	11.1	2.5	920
604568		22.7	0.19	1.5	<0.01	0.076	5.16	45.1	17.0	0.45	314	39.6	2.68	15.3	2.6	730
604569		22.6	0.19	1.5	<0.01	0.066	4.99	43.9	15.5	0.43	374	8.77	2.54	15.5	2.6	680
604571		23.0	0.18	1.3	<0.01	0.075	4.91	43.0	16.1	0.45	277	10.15	2.76	15.0	4.1	700
604601		20.2	0.15	1.8	0.02	0.064	5.15	37.0	12.2	0.34	142	45.9	2.34	11.1	5.4	510
604606		21.9	0.16	1.7	<0.01	0.055	5.10	41.9	13.2	0.31	180	13.85	2.31	16.6	4.9	490
604638		21.2	0.18	1.4	0.01	0.115	4.75	33.8	24.2	0.40	672	210	1.29	13.4	5.3	690
604639		21.6	0.16	1.2	<0.01	0.106	4.89	30.2	17.3	0.55	920	9.12	0.86	12.4	3.1	900
604653		23.1	0.18	1.0	<0.01	0.110	4.93	34.3	14.2	0.44	561	61.6	2.62	13.9	4.3	790
604656		21.4	0.15	1.0	<0.01	0.092	5.23	29.2	11.8	0.47	666	351	1.53	12.9	3.3	770
604657		22.9	0.15	1.0	0.01	0.095	5.06	30.8	15.9	0.47	915	20.3	2.35	13.6	4.0	850
604669		22.4	0.18	2.1	0.01	0.086	5.57	50.5	11.1	0.26	366	97.8	1.46	17.9	2.5	440
604672		21.7	0.13	2.9	0.01	0.049	5.47	53.2	7.7	0.13	54	172.0	2.03	16.4	2.4	190
604673		21.3	0.14	3.0	<0.01	0.034	5.79	52.9	7.3	0.13	29	183.5	1.93	15.9	2.1	170
604675		21.8	0.10	2.8	<0.01	0.034	5.35	28.8	7.0	0.14	27	36.4	2.22	16.2	2.1	240

***** See Appendix Page for comments regarding this certificate *****

ALS Chemex
EXCELLENCE IN ANALYTICAL CHEMISTRY
ALS USA Inc.
4977 Energy Way
Reno NV 89502
Phone: 775 356 5395 Fax: 775 355 0179 www.alschemex.com

To: **MCCLELLAND LABS**
1016 GREG ST
SPARKS NV 89431

Finalized Date: 9-JUL-2010
Account: EIM

Project: 3438

CERTIFICATE OF ANALYSIS RE10080824

Sample Description	Method	ME-MS61	ME-MS61	ME-MS61	ME-MS61	ME-MS61	ME-MS61	ME-MS61	ME-MS61	ME-MS61	ME-MS61	ME-MS61	ME-MS61	ME-MS61	ME-MS61	ME-MS61
	Analyte	Pb	Rb	Re	S	Sb	Sc	Se	Sn	Sr	Ta	Te	Th	Ti	Tl	U
	Units	ppm	ppm	ppm	%	ppm	ppm	ppm	ppm	ppm	ppm	ppm	ppm	%	ppm	ppm
	LOR	0.5	0.1	0.002	0.01	0.05	0.1	1	0.2	0.2	0.05	0.05	0.2	0.005	0.02	0.1
SRK 0854		74.9	215	1.010	0.98	0.27	3.7	9	9.0	434	0.59	0.67	17.8	0.126	1.83	3.8
SRK 0855		15.2	223	0.146	1.05	0.16	3.8	4	3.8	354	0.38	0.13	18.5	0.082	1.59	5.2
SRK 0856		13.5	238	0.040	2.07	0.19	3.1	3	3.2	315	0.48	0.34	9.0	0.093	1.57	2.4
SRK 0857		68.4	250	0.100	0.70	0.21	5.5	2	3.0	340	0.47	0.16	12.5	0.137	1.70	4.2
SRK 0858		14.1	253	0.008	0.79	0.17	4.1	2	4.4	456	0.84	0.21	18.0	0.188	1.50	5.2
SRK 0859		8.5	227	0.010	1.83	0.12	2.6	3	2.3	282	0.52	0.15	13.1	0.094	1.40	2.5
SRK 0860		8.5	206	0.018	3.34	0.13	2.8	5	2.8	280	0.29	0.37	13.5	0.064	1.33	3.5
SRK 0861		15.5	221	0.150	0.48	0.29	3.7	4	4.5	357	0.89	0.40	24.4	0.154	1.36	6.6
SRK 0862		2.7	30.4	0.009	0.04	0.22	15.1	2	1.3	773	2.18	<0.05	2.5	1.035	0.07	1.0
SRK 0864		10.4	105.5	0.006	0.01	0.36	19.2	2	2.3	748	0.53	0.06	6.4	0.566	1.00	2.8
SRK 0865		8.5	145.0	0.004	0.01	0.47	12.7	2	2.3	614	0.57	0.05	7.4	0.426	1.12	2.1
SRK 0866		6.8	111.5	0.002	0.31	0.19	15.9	2	3.6	672	0.44	0.82	5.0	0.499	0.98	1.4
SRK 0867		16.3	229	0.088	0.97	0.21	4.0	3	4.0	394	0.76	0.50	19.9	0.139	1.55	5.6
SRK 0868		50.8	258	0.011	0.36	0.29	7.2	3	6.2	636	0.84	0.44	18.3	0.271	2.23	3.8
SRK 0869		144.5	282	0.008	1.19	0.44	6.8	4	4.9	529	0.71	0.46	19.0	0.227	2.18	4.3
SRK 0870		9.5	92.7	0.046	0.23	0.13	23.2	3	1.3	760	0.59	<0.05	6.9	0.734	0.54	8.7
SRK 0871		30.8	221	0.006	0.03	0.32	4.1	6	5.4	302	1.00	1.04	30.8	0.153	1.64	6.8
SRK 0872		37.9	227	0.034	1.83	0.27	4.1	4	3.5	352	0.57	0.23	18.4	0.118	2.04	4.1
SRK 0873		21.5	243	0.153	1.79	0.21	4.7	4	3.6	378	0.60	0.16	26.2	0.122	1.91	7.3
SRK 0874		8.9	191.5	0.006	0.04	0.57	26.3	2	2.6	841	0.39	0.06	6.6	0.650	2.12	1.9
SRK 0875		28.6	280	0.052	1.27	0.38	6.4	3	4.0	417	0.80	0.44	25.4	0.193	2.15	7.4
SRK 0876		29.2	292	0.071	1.35	0.36	6.1	4	3.9	396	0.75	0.44	25.4	0.183	1.95	7.6
SRK 0877		15.0	93.5	0.002	0.04	0.40	9.3	2	1.5	634	0.63	0.09	7.3	0.357	0.69	1.9
SRK 0878		9.6	53.2	<0.002	0.04	0.41	4.8	1	0.9	640	0.43	<0.05	5.7	0.171	0.43	6.3
604552		265	274	0.036	0.64	0.50	7.4	3	4.8	694	0.86	2.30	18.6	0.279	1.74	4.9
604562		400	258	0.067	1.93	0.88	7.5	5	6.2	499	0.76	0.85	21.9	0.235	2.21	3.9
604568		19.6	286	0.047	1.30	0.22	6.3	3	5.1	548	1.08	0.16	26.3	0.226	1.96	7.0
604569		25.1	292	0.023	1.45	0.26	6.1	3	4.8	498	1.08	0.20	25.5	0.220	1.94	6.6
604571		21.0	285	0.022	1.28	0.23	6.1	3	4.7	559	1.06	0.20	26.3	0.221	1.86	6.9
604601		14.4	259	0.041	1.08	0.37	4.5	4	3.8	357	0.83	0.17	27.6	0.140	1.89	8.8
604606		19.1	291	0.009	1.00	0.26	4.4	3	4.8	429	1.27	0.22	30.8	0.180	1.91	7.8
604638		47.5	249	0.081	1.44	1.11	6.0	4	4.8	365	0.94	0.62	21.1	0.209	2.03	4.7
604639		20.7	248	0.044	1.16	1.10	7.5	3	4.5	506	0.80	0.55	15.6	0.268	1.73	4.6
604653		25.1	259	0.132	1.10	0.27	7.1	3	5.2	655	0.95	0.19	19.1	0.253	1.69	5.0
604656		16.4	254	0.176	0.82	0.90	6.3	3	3.7	509	0.87	0.23	18.0	0.241	1.67	5.1
604657		183.5	254	0.023	0.95	0.44	7.1	3	4.4	628	0.88	0.35	18.2	0.260	1.78	5.9
604669		121.0	323	0.112	0.96	0.39	4.5	4	3.7	289	1.29	0.25	39.5	0.168	1.92	9.6
604672		64.9	292	0.157	0.61	0.24	2.2	2	2.4	280	1.33	0.13	38.4	0.090	2.05	11.7
604673		23.4	285	0.223	0.63	0.16	2.1	2	1.8	265	1.25	0.09	37.7	0.080	1.99	9.2
604675		18.2	254	0.053	0.55	0.21	2.3	2	2.1	266	1.32	0.09	38.5	0.099	1.93	9.4

***** See Appendix Page for comments regarding this certificate *****

ALS Chemex
EXCELLENCE IN ANALYTICAL CHEMISTRY
ALS USA Inc.
4977 Energy Way
Reno NV 89502
Phone: 775 356 5395 Fax: 775 355 0179 www.alschemex.com

To: **MCCLELLAND LABS**
1016 GREG ST
SPARKS NV 89431

Finalized Date: 9-JUL-2010
Account: EIM

Project: 3438

CERTIFICATE OF ANALYSIS RE10080824

Sample Description	Method / Analyte / Units / LOR	ME-MS61 V ppm 1	ME-MS61 W ppm 0.1	ME-MS61 Y ppm 0.1	ME-MS61 Zn ppm 2	ME-MS61 Zr ppm 0.5	Cu-OG62 Cu % 0.001
SRK 0854		32	7.3	17.8	58	39.4	1.040
SRK 0855		28	4.6	12.2	27	69.0	
SRK 0856		24	7.6	9.2	13	38.9	
SRK 0857		37	8.4	12.8	313	38.9	
SRK 0858		35	8.2	17.4	17	25.6	
SRK 0859		21	7.0	9.6	9	31.5	
SRK 0860		21	5.3	9.2	15	33.0	
SRK 0861		27	4.9	21.3	57	35.8	
SRK 0862		129	0.4	23.2	98	155.0	
SRK 0864		156	1.3	33.4	117	122.5	
SRK 0865		94	1.4	33.8	19	99.7	
SRK 0866		131	4.2	31.2	40	44.1	
SRK 0867		30	7.8	19.6	36	44.9	
SRK 0868		62	9.5	29.4	103	22.7	
SRK 0869		57	13.4	25.5	175	22.6	
SRK 0870		145	1.6	76.6	328	178.5	
SRK 0871		26	6.9	33.0	386	28.0	1.450
SRK 0872		30	10.5	13.4	26	38.3	
SRK 0873		29	6.4	17.7	29	63.7	
SRK 0874		206	1.9	27.1	65	80.8	
SRK 0875		49	10.1	24.7	69	52.3	
SRK 0876		49	9.2	23.1	69	45.0	
SRK 0877		79	1.9	19.8	70	93.7	
SRK 0878		35	1.3	11.3	36	66.0	
604552		56	11.0	30.1	673	20.2	
604562		56	18.1	26.1	761	19.8	
604568		44	10.9	29.8	35	27.1	
604569		41	9.8	29.3	35	25.7	
604571		43	9.3	29.2	34	22.1	
604601		26	8.1	20.2	24	42.9	
604606		29	8.1	26.8	24	35.5	
604638		43	22.5	25.4	154	26.7	
604639		58	16.9	28.3	84	20.9	
604653		48	7.3	29.4	55	17.0	
604656		46	10.6	27.5	55	16.8	
604657		51	10.5	26.2	226	16.6	
604669		29	12.2	28.9	125	44.4	
604672		12	9.0	23.5	121	64.1	
604673		10	7.3	20.1	16	67.4	
604675		13	8.8	18.0	24	61.5	

***** See Appendix Page for comments regarding this certificate *****

ALS Chemex
EXCELLENCE IN ANALYTICAL CHEMISTRY
ALS USA Inc.
4977 Energy Way
Reno NV 89502
Phone: 775 356 5395 Fax: 775 355 0179 www.alschemex.com

To: **MCCLELLAND LABS**
1016 GREG ST
SPARKS NV 89431

Finalized Date: 9-JUL-2010
Account: EIM

Project: 3438

CERTIFICATE OF ANALYSIS RE10080824

Sample Description	Method	WEI-21	ME-MS61	ME-MS61	ME-MS61	ME-MS61	ME-MS61	ME-MS61	ME-MS61	ME-MS61	ME-MS61	ME-MS61	ME-MS61	ME-MS61	ME-MS61	ME-MS61
	Analyte	Recvd Wt.	Ag	Al	As	Ba	Be	Bi	Ca	Cd	Ce	Co	Cr	Cs	Cu	Fe
	Units	kg	ppm	%	ppm	ppm	ppm	ppm	%	ppm	ppm	ppm	ppm	ppm	ppm	%
	LOR	0.02	0.01	0.01	0.2	10	0.05	0.01	0.01	0.02	0.01	0.1	1	0.05	0.2	0.01
604695		0.23	1.94	7.53	0.3	690	3.83	0.54	1.34	0.07	71.4	7.8	82	6.21	2430	1.27
604734		0.23	0.84	8.46	0.4	700	4.86	0.29	1.40	0.10	85.6	6.3	93	8.83	1320	2.66
904755		0.24	4.75	8.52	7.2	660	4.90	6.47	1.03	0.69	108.5	8.8	101	11.25	2370	2.53
604767		0.23	5.69	7.78	16.5	870	2.30	2.15	0.56	2.89	60.6	28.1	91	7.81	6360	3.73
604787		0.31	5.06	7.60	9.7	730	3.91	1.70	1.14	1.32	71.0	14.0	79	9.77	6410	3.14
604790		0.25	3.55	6.92	2.6	780	3.30	1.58	1.21	0.32	73.3	13.7	113	6.08	5390	2.17
604804		0.25	2.56	7.69	2.9	860	3.70	1.53	1.39	0.29	65.4	10.9	90	6.55	3090	2.69
604811		0.23	2.55	7.13	12.0	810	2.74	1.36	1.44	1.48	51.3	15.3	118	8.42	2940	2.84
604849		0.24	0.67	6.65	58.9	1120	2.22	0.59	2.08	0.42	50.6	11.1	109	7.04	818	2.87
604854		0.25	4.15	7.87	24.8	1660	1.22	1.04	0.99	2.14	175.5	11.6	85	7.48	4830	2.67
604862		0.23	4.50	6.58	9.7	1060	1.66	1.62	1.25	0.23	199.0	13.5	64	24.5	4820	11.55
604867		0.28	12.15	6.57	2.5	1100	1.51	33.0	0.88	1.63	>500	17.0	60	24.0	>10000	10.95
604880		0.22	0.54	7.84	1.9	1070	3.32	0.40	1.76	0.13	49.3	5.9	93	8.93	729	2.07
604889		0.22	1.75	7.32	2.2	760	3.62	1.11	1.74	0.19	74.0	6.0	84	7.39	2060	1.77
604898		0.23	1.60	7.96	4.6	1100	2.50	0.57	2.32	<0.02	63.6	6.1	93	7.97	2020	1.83
605001		0.22	3.63	7.67	38.5	1200	1.50	1.25	0.36	1.80	62.7	13.2	66	15.90	2810	7.56
605013		0.24	4.54	6.46	8.7	880	1.75	3.17	1.35	1.69	56.0	12.6	78	7.58	3940	4.75
605033		0.24	2.34	7.63	5.3	990	2.31	2.86	1.48	1.04	43.3	7.5	58	11.00	2030	4.66
605039		0.21	0.99	7.10	4.4	800	2.73	0.46	1.28	0.31	46.2	11.3	72	13.85	1370	5.28
605078		0.24	2.95	6.17	1.4	640	1.77	1.51	1.49	8.05	24.0	9.2	87	6.70	2810	2.40
605109		0.21	1.12	7.22	0.7	880	2.69	0.52	1.47	0.06	54.4	6.9	77	9.81	1555	2.18
605143		0.25	1.12	7.75	1.1	760	3.07	0.33	1.27	0.59	72.0	6.7	72	10.40	1610	2.14
605152		0.26	0.82	7.96	1.5	890	2.91	0.79	2.13	2.61	48.5	5.2	45	12.40	751	2.22
605153		0.23	0.62	8.02	1.6	1440	3.07	0.32	2.19	1.26	48.1	5.4	58	14.50	642	2.33
605154		0.23	0.64	8.24	1.2	1160	2.69	0.29	2.01	0.07	43.6	5.8	56	11.95	1175	2.13
605175		0.25	0.51	6.65	1.6	350	4.37	0.28	1.70	2.17	38.0	4.3	63	9.92	657	0.99
605182		0.22	0.38	6.35	1.0	510	3.54	1.31	1.67	0.02	34.8	3.8	69	6.93	648	0.83
604184		0.24	8.62	7.13	16.6	910	1.74	1.74	0.43	6.81	35.3	21.1	48	13.35	8280	7.12
605193		0.26	1.58	6.98	8.7	780	2.53	0.67	1.07	0.85	57.8	7.1	69	8.37	1335	3.74
605200		0.24	1.83	6.49	3.1	880	1.86	1.36	0.76	0.39	36.9	16.7	133	9.66	3500	5.13
605209		0.24	3.46	7.37	61.9	730	2.87	0.55	1.24	1.26	55.3	9.5	95	7.20	1940	3.44
605218		0.23	4.88	6.74	17.4	960	2.46	2.07	0.57	1.75	47.9	7.6	121	7.54	1510	3.69
605234		0.24	1.71	6.31	24.3	760	2.02	0.91	0.99	0.46	39.8	17.9	121	8.70	1810	4.11
605518		0.22	1.27	8.17	1.3	710	4.47	0.34	1.30	0.10	89.1	6.3	94	10.05	1905	2.42

***** See Appendix Page for comments regarding this certificate *****

ALS Chemex
EXCELLENCE IN ANALYTICAL CHEMISTRY
ALS USA Inc.
4977 Energy Way
Reno NV 89502
Phone: 775 356 5395 Fax: 775 355 0179 www.alschemex.com

To: **MCCLELLAND LABS**
1016 GREG ST
SPARKS NV 89431

Finalized Date: 9-JUL-2010
Account: EIM

Project: 3438

CERTIFICATE OF ANALYSIS RE10080824

Sample Description	Method	ME-MS61	ME-MS61	ME-MS61	Hg-CV41	ME-MS61	ME-MS61	ME-MS61	ME-MS61	ME-MS61	ME-MS61	ME-MS61	ME-MS61	ME-MS61	ME-MS61	ME-MS61
	Analyte	Ga	Ge	Hf	Hg	In	K	La	Li	Mg	Mn	Mo	Na	Nb	Ni	P
	Units	ppm	ppm	ppm	ppm	ppm	%	ppm	ppm	%	ppm	ppm	%	ppm	ppm	ppm
	LOR	0.05	0.05	0.1	0.01	0.005	0.01	0.5	0.2	0.01	5	0.05	0.01	0.1	0.2	10
604695		20.5	0.14	1.3	<0.01	0.061	4.93	35.5	9.9	0.28	189	199.0	2.24	10.6	2.5	490
604734		22.4	0.16	1.5	<0.01	0.058	5.26	42.2	11.8	0.39	407	41.9	2.84	17.3	2.8	680
904755		22.8	0.18	1.5	<0.01	0.077	5.43	59.6	22.1	0.32	365	29.3	1.72	17.0	4.0	550
604767		20.5	0.17	1.3	<0.01	0.164	4.53	32.2	14.1	0.41	340	30.4	1.07	11.8	5.2	610
604787		20.6	0.17	1.5	<0.01	0.143	4.86	38.3	30.7	0.43	271	132.5	1.32	12.7	3.6	460
604790		18.10	0.15	1.2	<0.01	0.085	4.83	42.7	17.8	0.26	179	186.5	1.64	11.2	4.0	430
604804		21.0	0.17	1.0	<0.01	0.078	4.75	33.1	15.8	0.41	226	174.5	2.04	12.2	3.6	570
604811		19.60	0.15	1.0	<0.01	0.071	4.38	26.9	20.3	0.45	266	112.0	0.87	10.3	4.9	740
604849		17.55	0.14	1.0	<0.01	0.019	4.52	27.2	24.5	0.41	356	168.0	0.51	8.9	4.2	550
604854		19.45	0.12	0.8	<0.01	0.091	3.93	118.0	8.6	0.37	224	278	0.91	9.5	4.3	1390
604862		29.7	0.65	0.7	<0.01	0.100	4.12	146.5	45.8	1.75	703	664	0.59	4.6	9.4	750
604867		32.9	0.53	0.8	<0.01	0.412	4.08	1020	39.9	1.75	550	428	0.70	4.9	12.9	1100
604880		20.3	0.08	2.1	<0.01	0.019	2.76	24.3	32.5	0.54	248	55.6	3.04	9.2	3.8	510
604889		20.7	0.15	1.8	<0.01	0.077	3.99	33.9	18.4	0.31	198	53.2	2.40	12.0	3.1	440
604898		20.4	0.59	2.3	<0.01	0.057	3.10	32.9	21.5	0.46	201	632	2.84	7.1	3.7	520
605001		27.2	0.15	1.2	<0.01	0.072	4.07	29.2	23.6	0.99	923	38.0	0.97	9.7	8.6	490
605013		19.25	0.11	1.1	<0.01	0.145	4.22	28.8	18.0	0.53	518	198.0	0.97	9.6	8.0	300
605033		23.2	0.09	1.6	<0.01	0.066	4.60	21.5	28.6	0.81	466	63.8	1.89	8.6	6.3	480
605039		23.2	0.09	1.5	<0.01	0.025	4.53	22.9	29.9	1.08	503	36.8	1.64	12.1	7.2	670
605078		16.35	0.08	1.1	0.02	0.158	3.88	12.5	9.8	0.23	761	103.0	1.19	7.3	6.1	330
605109		19.80	0.09	1.2	<0.01	0.030	4.07	25.0	17.6	0.46	581	37.9	1.84	10.8	6.4	740
605143		19.70	0.10	1.3	<0.01	0.035	4.15	33.6	18.2	0.39	558	17.85	2.23	11.9	5.4	490
605152		19.75	0.11	1.6	0.01	0.116	3.41	21.5	24.0	0.48	729	18.75	2.58	8.9	4.9	560
605153		20.2	0.11	1.7	0.01	0.037	3.53	19.9	25.8	0.48	896	25.7	2.68	8.7	5.8	560
605154		19.85	0.11	1.3	<0.01	0.027	3.48	20.1	21.8	0.45	572	16.15	2.78	6.2	5.5	570
605175		18.05	0.09	1.0	0.03	0.038	2.12	15.0	12.0	0.27	529	23.4	2.84	7.0	4.9	470
605182		17.50	0.08	1.1	<0.01	0.012	2.76	13.3	11.1	0.25	221	68.2	2.84	7.7	5.1	480
604184		25.7	0.14	1.0	<0.1	0.183	4.00	17.9	20.3	0.88	1660	204	0.66	8.2	8.2	630
605193		20.6	0.10	1.3	<0.01	0.040	4.12	29.7	14.2	0.47	439	26.4	1.43	14.5	5.7	400
605200		20.8	0.10	1.1	<0.01	0.054	4.16	19.9	23.2	0.83	361	55.6	1.01	10.0	10.7	410
605209		21.1	0.11	1.8	<0.01	0.054	4.09	26.8	20.2	0.45	584	21.6	1.67	14.1	3.7	440
605218		19.85	0.11	1.1	<0.1	0.037	4.22	23.1	26.2	0.48	479	21.6	1.39	11.2	4.2	410
605234		18.40	0.11	0.9	<0.1	0.033	4.43	19.5	38.6	0.61	442	80.3	0.91	8.7	4.3	430
605518		22.5	0.15	1.2	<0.01	0.080	4.39	44.2	12.0	0.41	333	41.2	2.52	15.6	2.6	660

***** See Appendix Page for comments regarding this certificate *****

ALS Chemex
EXCELLENCE IN ANALYTICAL CHEMISTRY
ALS USA Inc.
4977 Energy Way
Reno NV 89502
Phone: 775 356 5395 Fax: 775 355 0179 www.alschemex.com

To: **MCCLELLAND LABS**
1016 GREG ST
SPARKS NV 89431

Finalized Date: 9-JUL-2010
Account: EIM

Project: 3438

CERTIFICATE OF ANALYSIS RE10080824

Sample Description	Method	ME-MS61	ME-MS61	ME-MS61	ME-MS61	ME-MS61	ME-MS61	ME-MS61	ME-MS61	ME-MS61	ME-MS61	ME-MS61	ME-MS61	ME-MS61	ME-MS61	ME-MS61
	Analyte	Pb	Rb	Re	S	Sb	Sc	Se	Sn	Sr	Ta	Te	Th	Ti	Tl	U
	Units	ppm	ppm	ppm	%	ppm	ppm	ppm	ppm	ppm	ppm	ppm	ppm	%	ppm	ppm
	LOR	0.5	0.1	0.002	0.01	0.05	0.1	1	0.2	0.2	0.05	0.05	0.2	0.005	0.02	0.1
604695		10.8	280	0.158	0.95	0.32	4.2	3	3.2	356	0.76	0.19	25.9	0.146	1.77	6.6
604734		16.6	261	0.027	0.39	0.11	6.2	2	4.1	604	1.22	0.11	26.5	0.249	1.62	5.7
904755		36.5	320	0.091	1.12	0.83	5.0	3	4.2	391	1.23	0.41	32.3	0.191	2.21	9.1
604767		87.0	215	0.103	2.94	0.45	5.0	8	2.3	336	1.07	1.09	37.5	0.157	2.33	15.8
604787		64.1	264	0.151	1.52	0.80	5.1	5	2.7	317	0.96	0.51	29.8	0.167	1.88	10.0
604790		11.1	267	0.108	1.60	0.32	3.9	5	2.3	272	0.90	0.67	28.4	0.144	1.58	11.1
604804		16.5	237	0.181	1.60	0.18	5.0	4	2.9	514	0.82	0.60	23.0	0.186	1.75	6.6
604811		55.2	231	0.126	1.86	0.43	5.1	4	2.8	268	0.76	0.56	27.0	0.168	1.93	6.1
604849		21.5	235	0.219	1.45	1.32	2.7	4	2.0	260	0.66	0.15	23.0	0.140	1.90	9.1
604854		33.5	169.5	0.352	1.73	0.90	2.9	5	2.3	381	0.66	0.33	11.2	0.141	2.17	3.6
604862		10.3	306	0.724	1.43	0.64	19.6	2	3.7	266	0.26	0.23	32.5	0.172	2.21	4.3
604867		10.8	299	0.236	2.89	0.14	5.7	13	5.6	298	0.27	4.32	83.7	0.186	2.69	3.5
604880		13.5	179.0	0.031	0.58	0.16	4.4	2	3.7	715	0.60	0.07	11.1	0.165	1.02	3.6
604889		14.1	223	0.054	1.02	0.22	4.2	3	3.6	468	0.85	0.33	21.9	0.149	1.35	6.8
604898		14.5	280	0.177	1.05	0.18	7.9	<1	3.5	613	0.48	<0.05	15.1	0.135	1.09	5.8
605001		79.1	221	0.086	2.34	6.92	9.2	4	2.2	293	0.67	0.32	36.2	0.179	2.40	9.0
605013		52.0	191.0	0.228	2.63	0.36	6.6	4	2.5	240	0.66	1.60	24.4	0.146	1.55	6.1
605033		45.5	240	0.071	1.21	0.45	6.5	2	3.0	437	0.55	1.37	15.6	0.183	1.58	5.2
605039		12.1	260	0.045	1.42	0.31	7.5	2	2.7	319	0.78	0.18	25.8	0.196	1.69	6.9
605078		153.5	172.5	0.081	1.80	0.45	3.0	3	1.9	193.5	0.52	0.42	14.5	0.113	1.36	3.9
605109		13.1	202	0.035	0.78	0.47	4.2	2	2.7	355	0.73	0.10	21.2	0.158	1.51	5.6
605143		39.2	197.0	0.027	0.82	0.33	4.2	2	2.8	388	0.86	0.11	23.0	0.154	1.41	5.8
605152		45.5	220	0.014	0.50	0.35	5.1	1	2.7	507	0.57	0.09	11.6	0.162	1.22	3.7
605153		29.8	216	0.022	0.55	0.38	4.9	1	2.8	612	0.57	0.05	11.6	0.155	1.23	3.8
605154		13.2	213	0.014	0.50	0.29	4.3	1	2.3	568	0.41	0.06	11.3	0.110	1.13	3.2
605175		37.6	129.0	0.017	0.47	0.60	2.9	1	1.6	315	0.46	<0.05	12.7	0.113	0.74	3.1
605182		9.6	142.0	0.051	0.39	0.23	2.8	1	2.1	377	0.46	<0.05	10.9	0.126	0.74	2.8
604184		155.5	184.5	0.315	2.83	0.82	9.7	4	2.3	249	0.61	1.86	33.0	0.176	1.91	7.1
605193		39.5	198.0	0.036	1.35	0.64	5.0	2	3.1	317	1.06	0.34	27.4	0.166	1.68	7.7
605200		11.6	221	0.085	2.43	0.39	7.3	4	2.5	253	0.66	0.41	28.3	0.160	1.59	8.7
605209		134.5	205	0.028	1.08	1.13	4.8	2	3.2	345	0.98	0.16	21.1	0.171	1.60	9.2
605218		548	237	0.075	1.42	1.83	5.0	2	2.8	277	0.78	1.10	19.2	0.167	1.64	5.9
605234		18.9	236	0.104	1.87	0.62	4.7	3	1.8	229	0.63	0.43	22.2	0.142	1.33	6.4
605518		16.1	220	0.024	0.62	0.12	5.7	2	4.2	528	1.06	0.15	21.6	0.210	1.65	5.6

***** See Appendix Page for comments regarding this certificate *****

ALS Chemex
EXCELLENCE IN ANALYTICAL CHEMISTRY
ALS USA Inc.
4977 Energy Way
Reno NV 89502
Phone: 775 356 5395 Fax: 775 355 0179 www.alschemex.com

To: **MCCLELLAND LABS**
1016 GREG ST
SPARKS NV 89431

Finalized Date: 9-JUL-2010
Account: EIM

Project: 3438

CERTIFICATE OF ANALYSIS RE10080824

Sample Description	Method Analyte Units LOR	ME-MS61 V ppm 1	ME-MS61 W ppm 0.1	ME-MS61 Y ppm 0.1	ME-MS61 Zn ppm 2	ME-MS61 Zr ppm 0.5	Cu-OG62 Cu % 0.001
604695		28	14.8	21.1	26	27.6	
604734		45	7.3	32.4	34	23.6	
904755		35	27.9	28.7	144	32.7	
604767		57	13.6	19.6	329	32.9	
604787		38	9.5	21.1	163	35.2	
604790		32	9.9	15.0	53	28.6	
604804		38	5.6	24.7	59	22.8	
604811		46	15.4	18.9	192	24.6	
604849		38	10.3	18.2	60	21.0	
604854		40	12.8	18.7	236	21.1	
604862		155	5.6	9.6	110	17.9	
604867		129	6.8	13.2	202	27.3	1.450
604880		32	12.5	17.7	31	63.0	
604889		29	9.2	22.1	41	53.0	
604898		32	9.6	20.8	42	46.7	
605001		136	3.4	15.7	250	33.7	
605013		78	13.3	16.5	198	32.2	
605033		99	6.2	17.3	130	49.7	
605039		88	4.1	20.0	61	45.7	
605078		33	14.0	12.9	1000	32.2	
605109		37	8.0	20.5	37	32.7	
605143		33	7.6	21.5	99	34.2	
605152		36	6.6	18.5	325	53.9	
605153		35	6.4	19.1	191	53.7	
605154		34	3.9	17.7	43	41.7	
605175		23	8.4	14.4	302	30.5	
605182		20	8.8	13.9	18	32.1	
604184		150	5.6	16.0	673	30.0	
605193		55	5.7	21.5	108	36.0	
605200		79	5.2	16.2	70	34.2	
605209		50	6.6	22.1	165	49.2	
605218		55	7.3	18.2	225	30.5	
605234		56	8.1	17.3	74	26.0	
605518		39	12.7	27.6	33	22.2	

***** See Appendix Page for comments regarding this certificate *****

ALS Chemex
EXCELLENCE IN ANALYTICAL CHEMISTRY
ALS USA Inc.
4977 Energy Way
Reno NV 89502
Phone: 775 356 5395 Fax: 775 355 0179 www.alschemex.com

To: **MCCLELLAND LABS**
1016 GREG ST
SPARKS NV 89431

Finalized Date: 9-JUL-2010
Account: EIM

Project: 3438

CERTIFICATE OF ANALYSIS RE10080824

Method	CERTIFICATE COMMENTS
ME-MS61	Interference: Ca>10% on ICP-MS As,ICP-AES results shown.
ME-MS61	Interference: Mo>400ppm on ICP-MS Cd,ICP-AES results shown.
ME-MS61	REE's may not be totally soluble in this method.
Hg-CV41	Detection limits on samples requiring dilutions due to interferences or high concentration levels have been increased according to the dilution factor.

ALS USA Inc.
4977 Energy Way
Reno NV 89502
Phone: 775 356 5395 Fax: 775 355 0179 www.alsglobal.com

To: MCCLELLAND LABS
1016 GREG ST
SPARKS NV 89431

Finalized Date: 23-JAN-2012
Account: EIM

CERTIFICATE RE12007978

Project: 3438
P.O. No.:
This report is for 62 Crushed Rock samples submitted to our lab in Reno, NV, USA on 13-JAN-2012.
The following have access to data associated with this certificate:

CHRISTINE DEBURLE	JACK MCPARTLAND	

SAMPLE PREPARATION

ALS CODE	DESCRIPTION
WEI-21	Received Sample Weight
PUL-QC	Pulverizing QC Test
LOG-22	Sample login - Rcd w/o BarCode
PUL-31	Pulverize split to 85% <75 um

ANALYTICAL PROCEDURES

ALS CODE	DESCRIPTION	INSTRUMENT
Hg-CV41	Trace Hg - cold vapor/AAS	FIMS
ME-MS61	48 element four acid ICP-MS	

The results of this assay were based solely upon the content of the sample submitted. Any decision to invest should be made only after the potential investment value of the claim 'or deposit has been determined based on the results of assays of multiple samples of geological materials collected by the prospective investor or by a qualified person selected by him/her and based on an evaluation of all engineering data which is available concerning any proposed project. Statement required by Nevada State Law NRS 519

To: MCCLELLAND LABS
ATTN: JACK MCPARTLAND
1016 GREG ST
SPARKS NV 89431

This is the Final Report and supersedes any preliminary report with this certificate number. Results apply to samples as submitted. All pages of this report have been checked and approved for release.

***** See Appendix Page for comments regarding this certificate *****

Signature:
Colin Ramshaw, Vancouver Laboratory Manager

ALS USA Inc.
4977 Energy Way
Reno NV 89502
Phone: 775 356 5395 Fax: 775 355 0179 www.alsglobal.com

To: MCCLELLAND LABS
1016 GREG ST
SPARKS NV 89431

Finalized Date: 23-JAN-2012
Account: EIM

Project: 3438

CERTIFICATE OF ANALYSIS RE12007978

Sample Description / Method / Analyte / Units / LOR	WEI-21 Recvd Wt. kg 0.02	ME-MS61 Ag ppm 0.01	ME-MS61 Al % 0.01	ME-MS61 As ppm 0.2	ME-MS61 Ba ppm 10	ME-MS61 Be ppm 0.05	ME-MS61 Bi ppm 0.01	ME-MS61 Ca % 0.01	ME-MS61 Cd ppm 0.02	ME-MS61 Ce ppm 0.01	ME-MS61 Co ppm 0.1	ME-MS61 Cr ppm 1	ME-MS61 Cs ppm 0.05	ME-MS61 Cu ppm 0.2	ME-MS61 Fe % 0.01
3438-CF-11-01-B 15-43	0.12	3.87	7.72	7.2	910	3.26	1.10	0.55	0.59	150.5	12.7	4	7.96	6420	2.39
3438-CF-11-01-B 189-225	0.12	2.94	6.76	6.5	800	3.24	0.70	1.07	0.68	56.8	7.2	2	6.71	4300	2.10
3438-CF-11-01-B 268.8-292	0.12	4.84	6.76	24.5	470	2.57	6.94	1.55	1.31	81.7	16.4	2	9.35	6720	5.01
3438-CF-11-01-B 465-480	0.12	3.72	7.82	1.7	880	3.26	0.84	1.17	0.36	73.2	10.1	3	17.90	5110	3.51
3438-CF-11-01-B 575-610	0.12	3.92	6.69	9.3	870	1.92	2.67	0.84	1.08	56.8	12.3	2	7.66	4440	3.24
3438-CF-11-01-B 1005-1025	0.12	0.60	8.20	1.9	880	4.05	0.56	1.52	0.16	70.9	4.2	3	6.74	800	2.28
3438-CF-11-02 0-27	0.12	1.59	8.65	1.4	780	4.11	16.30	1.19	0.28	72.3	9.7	3	9.38	1425	3.72
3438-CF-11-02 147-181	0.12	0.50	8.66	2.1	760	4.73	0.57	1.97	0.13	73.0	7.9	2	7.74	484	3.64
3438-CF-11-02 367-408	0.12	0.93	8.48	2.0	690	4.41	0.50	1.61	0.20	76.0	8.4	2	6.89	1115	3.30
3438-CF-11-02 471-507	0.12	1.97	8.43	1.2	660	4.82	2.29	1.63	1.42	77.8	9.3	3	9.15	1390	3.24
3438-CF-11-02 609-625	0.14	1.12	8.33	2.4	670	4.87	0.73	1.42	0.37	79.0	7.9	3	10.45	1405	2.36
3438-CF-11-03 23.9-53.2	0.12	0.65	7.86	1.4	910	2.80	1.53	2.11	0.12	39.6	5.0	5	6.12	1085	2.10
3438-CF-11-03 243-276.5	0.12	3.64	6.72	9.3	780	2.32	1.47	2.09	1.06	60.0	29.3	6	11.10	5720	3.70
3438-CF-11-03 316.8-341.8	0.12	4.32	7.23	6.2	770	2.33	29.8	1.41	0.71	62.8	12.2	4	10.50	8250	3.09
3438-CF-11-03 497-521.7	0.12	2.19	6.56	7.5	760	2.90	1.20	1.91	0.73	39.8	9.9	3	8.64	2590	2.37
3438-CF-11-03 580.3-600.3	0.14	1.11	7.75	2.7	790	3.51	0.86	1.17	0.34	55.8	4.0	4	6.22	1170	2.05
3438-CF-11-03 836.8-851.8	0.12	0.60	7.98	1.3	830	4.70	0.57	1.70	0.16	61.6	4.4	2	5.88	724	2.50
3438-CF-11-03 922-949.5	0.12	1.19	7.02	2.6	830	2.48	0.78	1.66	2.35	62.9	4.8	3	6.61	1380	2.09
3438-CF-11-03 1049.5-1085.3	0.12	1.50	7.29	2.2	900	2.67	0.80	1.05	0.77	45.2	8.9	3	7.43	1865	2.67
3438-CF-11-04 0-16.6	0.12	3.48	8.56	3.0	1210	2.07	3.56	0.50	0.38	225	19.2	2	6.87	7320	2.90
3438-CF-11-04 168-203	0.12	2.32	8.57	1.2	910	3.71	1.00	1.45	0.20	69.9	9.5	2	8.34	4860	2.52
3438-CF-11-04 464.8-504.8	0.12	1.45	7.90	1.8	530	4.93	0.61	1.12	0.14	90.0	6.6	3	9.85	2150	1.90
3438-CF-11-04 628-678	0.12	1.24	7.50	1.1	610	3.44	0.48	1.73	0.33	77.9	4.0	2	7.30	1910	1.42
3438-CF-11-05 35-60	0.14	2.10	7.91	2.3	830	4.23	0.70	1.08	0.23	64.0	4.5	3	7.94	2320	2.01
3438-CF-11-05 760-780	0.12	2.14	8.18	1.5	850	3.80	0.70	1.50	0.14	69.8	5.6	4	8.85	2870	1.70
3438-CF-11-05 880-895	0.12	0.71	8.09	1.3	820	4.25	0.34	1.46	0.31	71.7	5.7	3	8.49	871	2.40
3438-CF-11-06 6.4-19.4	0.12	1.69	8.62	1.3	630	4.81	1.28	1.49	0.19	79.4	10.3	2	8.76	2130	3.00
3438-CF-11-06 135.4-155.6	0.14	1.17	8.35	1.4	650	4.90	0.70	1.42	0.10	79.6	6.4	4	9.12	2050	2.31
3438-CF-11-06 418-443	0.12	2.61	7.63	5.1	570	4.21	0.84	1.73	0.27	62.5	7.1	2	5.72	2610	1.74
3438-CF-11-06 603-628	0.12	1.94	8.23	3.7	710	4.66	0.81	1.35	0.29	76.8	9.5	2	8.46	2010	2.83
3438-CF-11-06 673-693	0.12	1.54	8.15	2.9	640	4.59	0.63	1.43	0.33	79.0	7.0	3	6.94	1685	2.30
3438-CF-11-06 860-868	0.12	0.56	8.02	0.9	1010	3.85	0.33	1.89	0.08	44.2	5.2	4	6.86	700	1.95
3438-CF-11-06 872.5-898	0.14	0.75	8.11	1.3	810	4.28	0.45	1.71	0.15	73.7	6.8	3	4.89	819	2.41
3438-CF-11-07 312-346.6	0.14	0.88	7.85	2.1	1160	2.49	0.67	1.56	0.22	32.4	5.8	5	5.88	1545	1.58
3438-CF-11-07 521.7-543	0.12	0.93	8.56	1.1	800	4.01	0.73	1.72	0.65	73.4	9.6	2	7.33	1400	3.59
3438-CF-11-07 966.8-996.8	0.14	1.17	8.38	0.9	780	3.47	0.57	1.75	0.10	67.5	11.0	2	7.70	1785	3.57
3438-CF-11-08 844.2-879.2	0.12	0.84	7.36	1.0	760	3.30	0.52	1.23	0.13	58.7	7.0	3	6.81	1245	2.58
3438-CF-11-08 1139.5-1179.5	0.14	0.37	7.00	0.9	530	3.24	0.64	1.62	0.42	32.9	3.6	4	4.84	334	0.81
3438-CF-11-08 365-405	0.14	1.23	8.25	1.2	840	3.83	0.78	1.42	0.11	71.9	7.1	2	8.12	1600	1.98
3438-CF-11-09 313-333	0.12	1.48	6.98	8.4	760	2.47	0.55	1.01	1.98	38.6	10.9	3	6.01	1690	4.87

***** See Appendix Page for comments regarding this certificate *****

ALS USA Inc.
4977 Energy Way
Reno NV 89502
Phone: 775 356 5395 Fax: 775 355 0179 www.alsglobal.com

To: MCCLELLAND LABS
1016 GREG ST
SPARKS NV 89431

Finalized Date: 23-JAN-2012
Account: EIM

Project: 3438

CERTIFICATE OF ANALYSIS RE12007978

Sample Description / Method / Analyte / Units / LOR	ME-MS61 Ga ppm 0.05	ME-MS61 Ge ppm 0.05	ME-MS61 Hf ppm 0.1	Hg-CV41 Hg ppm 0.01	ME-MS61 In ppm 0.005	ME-MS61 K % 0.01	ME-MS61 La ppm 0.5	ME-MS61 Li ppm 0.2	ME-MS61 Mg % 0.01	ME-MS61 Mn ppm 5	ME-MS61 Mo ppm 0.05	ME-MS61 Na % 0.01	ME-MS61 Nb ppm 0.1	ME-MS61 Ni ppm 0.2	ME-MS61 P ppm 10
3438-CF-11-01-B 15-43	20.9	0.16	1.3	<0.1	0.145	4.20	99.4	14.0	0.28	241	57.9	1.50	15.0	4.1	490
3438-CF-11-01-B 189-225	18.90	0.12	1.2	<0.1	0.089	4.02	32.0	16.0	0.37	284	74.3	1.48	11.6	4.0	480
3438-CF-11-01-B 268.8-292	20.9	0.18	0.9	<0.1	0.164	3.98	49.5	19.6	0.55	356	264	0.95	10.7	5.8	1080
3438-CF-11-01-B 465-480	24.4	0.16	1.0	<0.1	0.080	4.19	42.5	38.2	0.99	264	54.7	1.80	13.2	4.3	1410
3438-CF-11-01-B 575-610	17.80	0.16	0.8	<0.1	0.094	4.85	35.0	17.5	0.58	256	401	1.11	8.2	4.7	500
3438-CF-11-01-B 1005-1025	20.2	0.18	1.5	<0.1	0.027	4.43	38.7	14.6	0.41	178	57.2	2.58	14.5	3.3	480
3438-CF-11-02 0-27	23.8	0.22	1.3	<1	0.091	4.97	35.4	15.4	0.46	230	3.27	2.46	12.2	2.0	810
3438-CF-11-02 147-181	22.1	0.23	1.3	<0.1	0.065	4.41	36.2	10.6	0.61	530	3.30	2.94	14.6	2.5	850
3438-CF-11-02 367-408	22.4	0.23	1.1	<0.1	0.064	4.86	37.4	12.5	0.50	345	33.4	2.74	15.2	2.4	660
3438-CF-11-02 471-507	21.8	0.22	1.2	<0.1	0.066	4.62	39.9	15.7	0.46	280	5.20	2.62	15.6	2.6	650
3438-CF-11-02 609-625	20.7	0.22	1.3	<0.1	0.044	4.92	40.6	14.2	0.40	302	5.89	2.56	14.1	2.8	590
3438-CF-11-03 23.9-53.2	19.10	0.16	1.3	<0.1	0.043	3.43	21.0	17.0	0.38	192	4.69	2.50	8.7	4.0	480
3438-CF-11-03 243-276.5	17.95	0.22	1.1	<0.1	0.130	4.19	35.3	25.2	0.75	294	317	0.90	7.5	7.0	410
3438-CF-11-03 316.8-341.8	19.95	0.18	1.0	<0.1	0.177	4.54	36.6	29.2	0.83	229	159.0	1.52	8.7	6.3	600
3438-CF-11-03 497-521.7	16.95	0.17	1.2	<0.1	0.080	4.63	20.8	19.7	0.51	246	148.0	1.20	9.7	4.7	430
3438-CF-11-03 580.3-600.3	19.45	0.18	1.4	<0.1	0.042	4.98	30.2	13.2	0.35	206	44.3	1.82	14.5	3.3	460
3438-CF-11-03 836.8-851.8	20.8	0.20	1.2	0.02	0.021	4.22	31.0	16.6	0.36	228	15.70	2.63	13.6	3.4	470
3438-CF-11-03 922-949.5	18.20	0.20	0.9	0.01	0.077	5.09	28.6	16.3	0.35	332	13.20	1.47	11.3	4.0	2630
3438-CF-11-03 1049.5-1085.3	19.75	0.20	0.9	0.01	0.045	5.06	21.8	19.5	0.49	309	126.5	1.48	11.5	5.4	510
3438-CF-11-04 0-16.6	20.3	0.28	0.8	0.01	0.164	4.09	144.5	9.9	0.20	271	94.3	0.81	9.4	2.5	1020
3438-CF-11-04 168-203	21.9	0.22	0.8	0.01	0.145	5.15	37.0	16.6	0.49	222	146.5	2.25	13.1	3.1	740
3438-CF-11-04 464.8-504.8	21.1	0.22	1.8	<0.01	0.069	5.16	46.0	11.8	0.32	256	26.5	2.27	18.7	3.2	420
3438-CF-11-04 628-678	18.30	0.20	1.2	<0.01	0.066	5.16	40.8	12.6	0.34	337	332	1.37	15.9	2.0	450
3438-CF-11-05 35-60	20.5	0.21	1.4	0.01	0.096	4.78	32.3	22.9	0.49	252	62.1	2.43	15.1	4.6	510
3438-CF-11-05 760-780	19.50	0.22	1.3	<0.01	0.101	4.42	36.7	25.9	0.46	163	65.9	2.48	13.4	3.7	520
3438-CF-11-05 880-895	20.2	0.22	1.4	<0.01	0.037	3.94	36.8	26.1	0.54	237	32.2	2.91	14.3	3.1	540
3438-CF-11-06 6.4-19.4	21.5	0.25	1.4	<0.01	0.083	4.78	42.1	18.4	0.47	224	8.35	2.61	15.6	2.9	660
3438-CF-11-06 135.4-155.6	21.0	0.26	1.4	<0.01	0.065	4.91	42.1	14.3	0.35	233	13.05	2.36	14.9	3.2	500
3438-CF-11-06 418-443	19.75	0.22	1.3	<0.01	0.079	3.80	30.9	12.7	0.23	154	30.6	2.32	13.5	3.1	480
3438-CF-11-06 603-628	20.9	0.25	1.3	<0.01	0.073	4.59	40.0	23.8	0.37	188	11.95	2.32	15.3	3.2	480
3438-CF-11-06 673-693	21.0	0.23	1.3	<0.01	0.055	4.54	40.8	21.3	0.39	198	43.7	2.35	14.7	2.9	490
3438-CF-11-06 860-868	17.80	0.19	1.3	<0.01	0.022	3.71	23.1	22.1	0.45	192	14.65	2.56	10.3	3.3	470
3438-CF-11-06 872.5-898	20.3	0.24	1.6	<0.01	0.033	4.12	39.8	12.9	0.43	260	18.45	2.76	14.4	3.2	510
3438-CF-11-07 312-346.6	17.20	0.18	1.2	<0.01	0.055	4.56	18.2	14.6	0.21	169	42.9	2.06	5.6	2.6	330
3438-CF-11-07 521.7-543	22.4	0.26	1.0	0.01	0.135	4.35	37.4	15.0	0.54	344	12.05	2.82	12.2	2.2	790
3438-CF-11-07 966.8-996.8	21.4	0.27	1.1	<0.01	0.088	4.60	33.2	11.3	0.50	452	42.4	2.69	13.7	2.5	860
3438-CF-11-08 844.2-879.2	18.55	0.25	1.0	<0.01	0.033	4.41	27.1	15.0	0.35	272	53.5	2.14	12.4	3.7	640
3438-CF-11-08 1139.5-1179.5	15.85	0.18	0.8	<0.01	0.012	3.32	13.3	10.0	0.21	234	24.9	2.39	8.1	3.6	400
3438-CF-11-08 365-405	19.60	0.26	1.4	<0.01	0.051	4.74	37.3	24.3	0.37	212	118.0	2.38	12.8	3.5	530
3438-CF-11-09 313-333	19.95	0.25	1.1	<0.01	0.026	4.62	21.6	21.7	0.47	620	19.55	1.24	11.6	4.3	360

***** See Appendix Page for comments regarding this certificate *****

ALS USA Inc.
4977 Energy Way
Reno NV 89502
Phone: 775 356 5395 Fax: 775 355 0179 www.alsglobal.com

To: MCCLELLAND LABS
1016 GREG ST
SPARKS NV 89431

Finalized Date: 23-JAN-2012
Account: EIM

Project: 3438

CERTIFICATE OF ANALYSIS RE12007978

Sample Description / Method / Analyte / Units / LOR	ME-MS61 Pb ppm 0.5	ME-MS61 Rb ppm 0.1	ME-MS61 Re ppm 0.002	ME-MS61 S % 0.01	ME-MS61 Sb ppm 0.05	ME-MS61 Sc ppm 0.1	ME-MS61 Se ppm 1	ME-MS61 Sn ppm 0.2	ME-MS61 Sr ppm 0.2	ME-MS61 Ta ppm 0.05	ME-MS61 Te ppm 0.05	ME-MS61 Th ppm 0.2	ME-MS61 Ti % 0.005	ME-MS61 Tl ppm 0.02	ME-MS61 U ppm 0.1
3438-CF-11-01-B 15-43	16.9	229	0.329	1.55	0.75	4.3	5	4.0	353	1.05	0.50	23.9	0.167	2.10	9.6
3438-CF-11-01-B 189-225	28.7	237	0.075	1.16	0.48	4.4	4	2.8	353	0.81	0.30	21.1	0.158	1.79	8.2
3438-CF-11-01-B 268.8-292	20.1	237	0.188	2.74	0.43	5.2	8	3.2	315	0.69	2.99	22.1	0.168	1.99	6.5
3438-CF-11-01-B 465-480	10.3	271	0.071	1.44	0.29	4.8	4	3.9	425	0.85	0.20	23.6	0.213	2.18	5.8
3438-CF-11-01-B 575-610	16.2	289	0.486	2.10	0.35	3.2	5	2.3	292	0.68	0.37	23.2	0.133	2.02	7.5
3438-CF-11-01-B 1005-1025	13.2	274	0.103	0.50	0.16	4.1	2	4.1	680	1.11	0.08	21.9	0.194	1.49	6.2
3438-CF-11-02 0-27	18.8	300	0.003	1.81	0.21	6.5	3	6.4	592	0.87	7.49	18.7	0.232	2.32	5.0
3438-CF-11-02 147-181	16.3	262	0.003	0.78	0.12	7.3	2	5.0	834	0.98	0.16	18.3	0.283	1.67	5.6
3438-CF-11-02 367-408	14.4	288	0.008	1.08	0.12	6.1	3	4.8	664	1.07	0.16	20.8	0.238	1.81	6.2
3438-CF-11-02 471-507	86.3	277	0.003	1.23	0.18	5.6	3	4.9	604	1.16	0.39	23.2	0.221	1.97	6.8
3438-CF-11-02 609-625	21.0	309	0.006	1.20	0.32	4.9	3	4.4	547	1.09	0.12	29.2	0.188	2.22	9.8
3438-CF-11-03 23.9-53.2	13.1	180.0	0.004	0.74	0.25	3.9	2	3.2	592	0.62	0.52	11.5	0.147	1.30	3.6
3438-CF-11-03 243-276.5	54.6	245	0.840	2.68	0.90	5.8	6	3.9	349	0.52	0.46	17.4	0.138	1.77	4.7
3438-CF-11-03 316.8-341.8	17.5	327	0.364	1.76	0.32	5.9	6	4.9	401	0.61	0.99	17.8	0.156	1.91	5.9
3438-CF-11-03 497-521.7	20.4	271	0.180	1.29	0.32	4.0	3	3.0	352	0.74	0.32	19.4	0.137	1.90	5.4
3438-CF-11-03 580.3-600.3	16.8	299	0.050	0.56	0.28	4.0	2	3.9	438	1.14	0.16	27.2	0.174	1.98	10.4
3438-CF-11-03 836.8-851.8	15.1	245	0.020	0.64	0.14	4.0	2	3.2	623	1.09	0.06	22.9	0.185	1.46	6.8
3438-CF-11-03 922-949.5	23.8	283	0.031	0.66	0.32	3.5	2	3.0	317	0.90	0.13	20.8	0.150	1.87	5.1
3438-CF-11-03 1049.5-1085.3	22.4	306	0.152	0.94	0.25	6.9	3	2.8	341	0.84	0.15	23.0	0.164	1.80	7.1
3438-CF-11-04 0-16.6	16.1	174.0	0.022	0.04	0.46	5.3	3	4.1	356	0.63	1.23	20.6	0.179	2.35	7.6
3438-CF-11-04 168-203	14.8	280	0.129	0.98	0.24	5.9	4	5.4	558	0.83	0.40	16.9	0.225	2.07	4.7
3438-CF-11-04 464.8-504.8	17.7	308	0.022	0.58	0.21	3.9	3	4.1	361	1.43	0.18	29.6	0.175	1.96	8.3
3438-CF-11-04 628-678	38.9	277	0.178	0.53	0.26	4.1	3	3.5	312	1.14	0.15	26.0	0.163	1.80	5.8
3438-CF-11-05 35-60	23.5	262	0.066	0.65	0.26	4.2	3	4.1	567	1.13	0.27	24.9	0.189	1.76	8.0
3438-CF-11-05 760-780	14.7	265	0.077	0.78	0.15	4.5	3	4.2	532	0.95	0.18	23.0	0.182	1.58	5.5
3438-CF-11-05 880-895	13.0	224	0.034	0.58	0.13	4.5	2	4.5	791	1.05	0.11	21.8	0.198	1.38	5.6
3438-CF-11-06 6.4-19.4	30.3	289	0.029	1.22	0.17	5.7	3	5.4	544	1.18	0.30	27.3	0.217	2.09	8.5
3438-CF-11-06 135.4-155.6	16.4	305	0.019	1.23	0.28	4.5	3	4.3	425	1.16	0.18	29.3	0.170	2.00	10.0
3438-CF-11-06 418-443	14.6	249	0.050	1.04	0.29	4.0	4	3.6	316	0.96	0.39	23.8	0.162	1.68	5.9
3438-CF-11-06 603-628	16.2	289	0.009	1.35	0.23	4.1	4	4.0	510	1.09	0.24	26.5	0.189	1.87	6.8
3438-CF-11-06 673-693	15.4	290	0.015	0.96	0.20	4.3	3	3.6	503	1.12	0.16	26.2	0.184	1.99	6.7
3438-CF-11-06 860-868	10.0	228	0.018	0.48	0.13	4.3	2	3.4	595	0.76	0.07	15.5	0.165	1.38	4.7
3438-CF-11-06 872.5-898	13.9	227	0.015	0.62	0.14	4.3	2	3.5	782	1.07	0.08	22.1	0.206	1.50	6.4
3438-CF-11-07 312-346.6	14.0	236	0.049	0.89	0.26	2.8	2	1.6	317	0.42	0.21	9.0	0.104	1.35	3.9
3438-CF-11-07 521.7-543	14.6	260	0.008	1.01	0.15	6.7	3	4.8	628	0.79	0.19	16.7	0.252	1.65	4.8
3438-CF-11-07 966.8-996.8	13.0	253	0.036	0.54	0.13	6.7	3	4.4	742	0.87	0.14	16.5	0.279	1.71	4.1
3438-CF-11-08 844.2-879.2	11.8	250	0.071	0.99	0.14	4.0	2	3.2	423	0.90	0.11	22.6	0.162	1.39	5.5
3438-CF-11-08 1139.5-1179.5	40.3	177.0	0.023	0.35	0.19	2.4	1	1.7	327	0.57	0.05	14.2	0.119	1.03	3.2
3438-CF-11-08 365-405	13.4	245	0.191	0.91	0.18	4.2	3	4.0	500	0.90	0.19	23.6	0.178	1.57	5.6
3438-CF-11-09 313-333	121.5	233	0.092	1.27	0.48	7.4	3	1.8	254	0.96	0.18	28.1	0.152	1.70	6.4

***** See Appendix Page for comments regarding this certificate *****

ALS USA Inc.
4977 Energy Way
Reno NV 89502
Phone: 775 356 5395 Fax: 775 355 0179 www.alsglobal.com

To: MCCLELLAND LABS
1016 GREG ST
SPARKS NV 89431

Finalized Date: 23-JAN-2012
Account: EIM

Project: 3438

CERTIFICATE OF ANALYSIS RE12007978

Sample Description	Method Analyte Units LOR	ME-MS61 V ppm 1	ME-MS61 W ppm 0.1	ME-MS61 Y ppm 0.1	ME-MS61 Zn ppm 2	ME-MS61 Zr ppm 0.5
3438-CF-11-01-B 15-43		30	9.5	23.0	88	37.3
3438-CF-11-01-B 189-225		39	7.4	17.2	94	31.0
3438-CF-11-01-B 268.8-292		70	12.2	20.9	157	21.4
3438-CF-11-01-B 465-480		50	7.4	26.8	63	23.5
3438-CF-11-01-B 575-610		42	8.0	14.4	134	19.7
3438-CF-11-01-B 1005-1025		31	5.1	25.7	27	39.8
3438-CF-11-02 0-27		54	45.0	24.7	38	22.5
3438-CF-11-02 147-181		58	11.3	29.9	41	24.6
3438-CF-11-02 367-408		45	15.3	30.0	41	20.6
3438-CF-11-02 471-507		43	27.3	27.7	183	22.3
3438-CF-11-02 609-625		37	22.2	23.9	53	26.4
3438-CF-11-03 23.9-53.2		29	6.1	14.6	25	33.0
3438-CF-11-03 243-276.5		37	10.7	12.7	116	31.6
3438-CF-11-03 316.8-341.8		46	9.9	15.0	90	29.5
3438-CF-11-03 497-521.7		30	8.6	15.2	87	34.5
3438-CF-11-03 580.3-600.3		31	7.8	22.6	49	37.9
3438-CF-11-03 836.8-851.8		36	4.7	24.9	29	30.0
3438-CF-11-03 922-949.5		39	8.7	25.6	281	21.6
3438-CF-11-03 1049.5-1085.3		51	9.1	18.9	99	21.8
3438-CF-11-04 0-16.6		61	13.9	23.0	56	16.5
3438-CF-11-04 168-203		42	6.7	27.3	36	16.3
3438-CF-11-04 464.8-504.8		26	6.5	27.6	34	49.7
3438-CF-11-04 628-678		28	8.7	22.5	48	31.0
3438-CF-11-05 35-60		34	5.4	25.3	36	36.5
3438-CF-11-05 760-780		30	8.6	25.1	34	38.0
3438-CF-11-05 880-895		34	7.8	25.6	29	39.7
3438-CF-11-06 6.4-19.4		41	12.2	28.7	33	27.6
3438-CF-11-06 135.4-155.6		29	11.0	22.4	20	33.1
3438-CF-11-06 418-443		27	9.0	21.3	36	38.5
3438-CF-11-06 603-628		32	8.5	24.7	41	28.6
3438-CF-11-06 673-693		33	8.4	24.8	44	28.8
3438-CF-11-06 860-868		29	11.3	19.8	27	37.6
3438-CF-11-06 872.5-898		35	9.7	26.6	31	46.1
3438-CF-11-07 312-346.6		21	9.4	8.7	31	38.2
3438-CF-11-07 521.7-543		55	7.4	25.6	66	18.4
3438-CF-11-07 966.8-996.8		61	7.9	26.6	42	19.3
3438-CF-11-08 844.2-879.2		33	6.7	22.9	29	25.0
3438-CF-11-08 1139.5-1179.5		16	8.5	13.6	52	25.1
3438-CF-11-08 365-405		32	9.8	22.5	30	45.2
3438-CF-11-09 313-333		81	5.1	16.1	235	29.4

***** See Appendix Page for comments regarding this certificate *****

ALS USA Inc.
4977 Energy Way
Reno NV 89502
Phone: 775 356 5395 Fax: 775 355 0179 www.alsglobal.com

To: MCCLELLAND LABS
1016 GREG ST
SPARKS NV 89431

Project: 3438

CERTIFICATE OF ANALYSIS RE12007978

Sample Description	Method Analyte Units LOR	WEI-21 Recvd Wt. kg 0.02	ME-MS61 Ag ppm 0.01	ME-MS61 Al % 0.01	ME-MS61 As ppm 0.2	ME-MS61 Ba ppm 10	ME-MS61 Be ppm 0.05	ME-MS61 Bi ppm 0.01	ME-MS61 Ca % 0.01	ME-MS61 Cd ppm 0.02	ME-MS61 Ce ppm 0.01	ME-MS61 Co ppm 0.1	ME-MS61 Cr ppm 1	ME-MS61 Cs ppm 0.05	ME-MS61 Cu ppm 0.2	ME-MS61 Fe % 0.01
3438-CF-11-09 495.5-528.5		0.12	0.59	7.41	2.0	760	2.64	1.29	0.90	0.37	56.7	5.4	3	7.76	1040	2.85
3438-CF-11-09 688-718		0.12	0.95	7.08	0.5	750	2.26	0.53	1.03	0.09	45.1	8.1	3	8.29	1625	2.45
3438-CF-11-09 923-953		0.12	0.36	7.84	0.4	870	2.89	0.28	1.08	0.11	68.4	3.3	3	5.69	613	1.59
3438-CF-11-09 1097.8-1125		0.12	0.52	7.64	<0.2	700	3.22	0.31	0.88	0.06	72.9	3.9	2	5.91	1040	1.53
3438-CF-11-09 588-628		0.12	0.63	7.23	<0.2	730	2.70	0.30	1.32	0.08	51.6	5.5	3	9.82	1410	2.23
3438-CF-11-10-B 565.1-585		0.14	1.61	7.59	3.9	800	2.55	0.56	1.35	0.91	60.5	16.7	3	11.30	1475	2.92
3438-CF-11-10-B 651-688		0.12	1.23	7.36	0.8	880	2.28	0.61	1.32	0.68	50.5	3.7	4	7.94	1425	1.97
3438-CF-11-10-B 829-862		0.14	1.51	6.48	3.7	840	1.71	0.65	1.03	0.90	41.2	12.0	4	5.39	1680	2.69
3438-CF-11-10-B 1000-1035		0.14	0.82	7.06	0.6	970	2.12	0.61	1.30	0.85	45.1	6.1	4	9.60	1195	1.94
3438-CF-11-10-B 1090-1129.2		0.12	0.77	7.45	<0.2	980	2.24	0.82	1.21	0.05	53.6	5.8	4	7.61	1265	1.80
3438-CF-11-11 322.2-351		0.14	0.33	6.93	<0.2	820	2.21	0.38	0.82	0.03	38.3	6.4	2	7.54	957	2.79
3438-CF-11-11 435.2-461.5		0.12	0.35	7.63	<0.2	1090	2.02	0.28	1.51	0.04	24.0	3.2	7	6.91	869	1.50
3438-CF-11-11 578-608		0.12	0.32	6.71	<0.2	930	1.95	0.23	0.78	0.08	43.1	4.8	3	5.57	917	1.69
3438-CF-11-11 664.2-700.1		0.12	0.47	7.70	<0.2	610	3.87	0.37	0.90	0.09	80.3	3.3	5	7.79	804	1.84
3438-CF-11-11 828-860		0.12	0.47	7.97	0.4	690	4.81	0.27	0.95	0.07	87.1	3.7	5	11.35	899	1.70
3438-CF-11-12 504-541		0.12	0.78	7.86	0.3	590	3.69	1.45	0.70	0.06	84.0	5.0	4	7.90	1355	1.85
3438-CF-11-12 718-753		0.12	0.93	7.96	0.8	550	4.13	0.58	1.38	0.09	84.1	5.2	4	10.05	1260	1.98
3438-CF-11-12 873.5-905		0.12	0.68	8.40	1.0	680	4.34	0.55	1.43	0.05	91.7	4.9	4	9.10	863	2.36
3438-CF-11-14 0-14		0.12	0.74	8.26	0.7	700	3.60	0.79	1.67	0.19	78.5	8.1	4	7.54	1215	2.04
3438-CF-11-14 28.3-51		0.12	0.71	8.15	0.8	700	3.39	0.53	1.95	0.13	46.4	6.4	3	6.91	1530	1.76
3438-CF-11-14 431-471.1		0.12	1.42	8.12	0.5	750	3.93	0.57	1.83	0.13	74.2	6.9	3	7.40	1795	2.27
3438-CF-11-14 806-829.5		0.12	2.32	7.38	0.7	700	3.15	2.19	2.52	0.14	58.5	7.5	3	6.66	1770	2.47

***** See Appendix Page for comments regarding this certificate *****

ALS USA Inc.
4977 Energy Way
Reno NV 89502
Phone: 775 356 5395 Fax: 775 355 0179 www.alsglobal.com

To: MCCLELLAND LABS
1016 GREG ST
SPARKS NV 89431

Finalized Date: 23-JAN-2012
Account: EIM

Project: 3438

CERTIFICATE OF ANALYSIS RE12007978

Sample Description / Method / Analyte / Units / LOR	ME-MS61 Ga ppm 0.05	ME-MS61 Ge ppm 0.05	ME-MS61 Hf ppm 0.1	Hg-CV41 Hg ppm 0.01	ME-MS61 In ppm 0.005	ME-MS61 K % 0.01	ME-MS61 La ppm 0.5	ME-MS61 Li ppm 0.2	ME-MS61 Mg % 0.01	ME-MS61 Mn ppm 5	ME-MS61 Mo ppm 0.05	ME-MS61 Na % 0.01	ME-MS61 Nb ppm 0.1	ME-MS61 Ni ppm 0.2	ME-MS61 P ppm 10
3438-CF-11-09 495.5-528.5	19.10	0.17	1.2	<0.01	0.024	5.37	27.7	13.7	0.41	274	15.35	1.89	12.9	3.6	480
3438-CF-11-09 688-718	17.35	0.17	1.2	<0.01	0.035	4.66	20.7	11.9	0.36	237	19.25	1.89	10.9	3.9	450
3438-CF-11-09 923-953	19.25	0.18	1.8	<0.01	0.016	5.69	33.1	12.7	0.32	240	4.66	2.34	15.5	2.3	420
3438-CF-11-09 1097.8-1125	19.30	0.19	1.3	<0.01	0.029	5.29	37.4	8.4	0.24	174	43.2	2.09	15.2	2.0	420
3438-CF-11-09 588-628	18.60	0.17	1.4	<0.01	0.030	5.08	23.4	14.5	0.44	277	17.25	1.78	12.2	3.4	550
3438-CF-11-10-B 565.1-585	19.25	0.19	1.1	<0.01	0.051	5.53	32.1	27.6	0.72	335	588	1.63	11.5	4.0	630
3438-CF-11-10-B 651-688	17.00	0.16	1.1	<0.01	0.050	5.17	27.5	20.6	0.45	266	22.7	1.63	9.3	3.9	740
3438-CF-11-10-B 829-862	16.05	0.17	0.9	<0.01	0.046	4.65	21.0	19.7	0.42	262	28.9	1.43	7.9	3.7	560
3438-CF-11-10-B 1000-1035	17.25	0.17	1.0	<0.01	0.038	4.41	21.5	18.4	0.36	239	26.9	1.79	8.6	3.4	420
3438-CF-11-10-B 1090-1129.2	17.65	0.19	1.1	<0.01	0.037	5.42	25.4	20.4	0.33	251	83.3	1.74	9.4	3.2	580
3438-CF-11-11 322.2-351	18.35	0.17	1.7	<0.01	0.018	5.82	19.1	14.0	0.40	289	4.36	1.38	10.5	3.7	410
3438-CF-11-11 435.2-461.5	17.85	0.16	1.5	<0.01	0.015	5.07	12.0	19.8	0.21	231	17.85	2.06	5.4	3.2	330
3438-CF-11-11 578-608	17.85	0.15	1.1	0.01	0.021	6.02	20.4	10.6	0.52	279	5.64	1.40	12.2	5.1	530
3438-CF-11-11 664.2-700.1	19.70	0.21	1.7	<0.01	0.026	5.29	40.8	9.8	0.28	231	6.98	2.32	15.8	3.0	380
3438-CF-11-11 828-860	20.2	0.23	1.5	<0.01	0.024	5.30	44.3	13.2	0.29	230	88.7	2.61	17.7	3.2	470
3438-CF-11-12 504-541	19.80	0.21	1.5	<0.01	0.050	5.31	44.5	8.9	0.28	224	28.9	2.29	15.7	3.1	440
3438-CF-11-12 718-753	20.0	0.23	1.7	<0.01	0.039	5.11	44.3	16.2	0.29	332	137.0	2.24	17.0	2.7	420
3438-CF-11-12 873.5-905	21.5	0.21	1.6	<0.01	0.042	5.04	48.3	12.3	0.32	322	1355	2.68	18.1	3.2	500
3438-CF-11-14 0-14	19.10	0.21	2.2	<0.01	0.029	4.11	40.4	17.6	0.30	121	13.95	2.29	7.9	2.5	490
3438-CF-11-14 28.3-51	18.05	0.18	2.2	<0.01	0.037	4.10	22.9	12.2	0.28	177	53.1	2.34	7.2	2.9	510
3438-CF-11-14 431-471.1	20.3	0.21	1.5	<0.01	0.058	4.42	37.3	13.5	0.30	195	29.8	2.37	14.5	2.2	470
3438-CF-11-14 806-829.5	18.05	0.19	1.0	<0.01	0.074	4.45	29.2	16.9	0.36	277	976	1.80	11.0	2.8	450

***** See Appendix Page for comments regarding this certificate *****

ALS USA Inc.
4977 Energy Way
Reno NV 89502
Phone: 775 356 5395 Fax: 775 355 0179 www.alsglobal.com

To: MCCLELLAND LABS
1016 GREG ST
SPARKS NV 89431

Finalized Date: 23-JAN-2012
Account: EIM

Project: 3438

CERTIFICATE OF ANALYSIS RE12007978

Sample Description / Method / Analyte / Units / LOR	ME-MS61 Pb ppm 0.5	ME-MS61 Rb ppm 0.1	ME-MS61 Re ppm 0.002	ME-MS61 S % 0.01	ME-MS61 Sb ppm 0.05	ME-MS61 Sc ppm 0.1	ME-MS61 Se ppm 1	ME-MS61 Sn ppm 0.2	ME-MS61 Sr ppm 0.2	ME-MS61 Ta ppm 0.05	ME-MS61 Te ppm 0.05	ME-MS61 Th ppm 0.2	ME-MS61 Ti % 0.005	ME-MS61 Tl ppm 0.02	ME-MS61 U ppm 0.1
3438-CF-11-09 495.5-528.5	19.7	274	0.028	0.69	0.23	4.7	3	2.8	321	1.03	0.10	25.9	0.171	1.64	5.6
3438-CF-11-09 688-718	15.2	244	0.027	0.80	0.19	4.0	3	2.7	307	0.88	0.23	17.2	0.162	1.29	3.8
3438-CF-11-09 923-953	13.1	241	0.007	0.22	0.13	3.3	2	2.9	456	1.25	0.08	23.0	0.184	1.20	5.8
3438-CF-11-09 1097.8-1125	12.7	237	0.030	0.30	0.14	3.4	2	2.8	397	1.20	0.11	24.0	0.177	1.32	3.6
3438-CF-11-09 588-628	12.2	267	0.022	0.43	0.18	4.8	2	2.8	300	0.98	0.10	20.0	0.171	1.37	5.1
3438-CF-11-10-B 565.1-585	51.1	318	0.782	1.21	0.29	4.4	3	2.9	293	0.92	0.16	28.0	0.166	1.83	5.6
3438-CF-11-10-B 651-688	34.4	287	0.023	0.56	0.18	3.4	3	2.8	326	0.71	0.21	27.4	0.153	1.58	5.5
3438-CF-11-10-B 829-862	20.1	243	0.045	1.02	0.17	3.5	4	2.1	309	0.60	0.21	45.1	0.132	1.34	11.5
3438-CF-11-10-B 1000-1035	17.9	241	0.039	0.71	0.18	3.5	2	2.5	381	0.63	0.19	16.4	0.139	1.33	4.0
3438-CF-11-10-B 1090-1129.2	12.9	286	0.178	0.64	0.19	3.6	3	2.6	346	0.73	0.18	20.8	0.145	1.57	4.8
3438-CF-11-11 322.2-351	11.2	266	0.005	0.33	0.19	4.3	2	2.0	250	0.88	0.21	23.9	0.150	1.27	4.1
3438-CF-11-11 435.2-461.5	7.2	197.0	0.014	0.54	0.19	2.6	2	1.2	341	0.41	0.09	7.2	0.109	0.92	2.8
3438-CF-11-11 578-608	11.7	247	0.009	0.18	0.15	3.6	2	1.9	268	1.04	0.06	23.6	0.162	1.19	4.4
3438-CF-11-11 664.2-700.1	14.8	264	0.008	0.34	0.14	3.6	2	3.4	361	1.25	0.17	29.7	0.168	1.37	7.0
3438-CF-11-11 828-860	14.6	272	0.073	0.28	0.15	4.0	3	2.8	453	1.37	0.08	28.8	0.197	1.80	7.3
3438-CF-11-12 504-541	17.4	312	0.025	0.52	0.20	3.7	3	3.4	381	1.22	0.14	29.2	0.175	1.72	6.9
3438-CF-11-12 718-753	16.6	306	0.120	0.75	0.23	3.8	3	3.8	351	1.27	0.18	30.0	0.178	1.75	8.0
3438-CF-11-12 873.5-905	17.9	306	0.452	0.70	0.21	4.3	4	4.3	502	1.36	0.21	27.9	0.212	1.79	6.7
3438-CF-11-14 0-14	14.9	228	0.044	1.78	0.20	4.0	6	4.1	485	0.58	0.24	20.0	0.128	1.68	6.0
3438-CF-11-14 28.3-51	12.1	215	0.313	1.47	0.25	3.9	5	3.2	398	0.51	0.12	17.3	0.119	1.66	5.7
3438-CF-11-14 431-471.1	12.0	241	0.057	1.13	0.21	3.9	4	4.8	480	1.06	0.15	20.0	0.188	1.57	6.1
3438-CF-11-14 806-829.5	14.2	243	0.234	1.50	0.24	3.5	5	3.7	452	0.83	1.06	18.7	0.163	1.51	4.3

***** See Appendix Page for comments regarding this certificate *****

ALS USA Inc.
4977 Energy Way
Reno NV 89502
Phone: 775 356 5395 Fax: 775 355 0179 www.alsglobal.com

To: MCCLELLAND LABS
1016 GREG ST
SPARKS NV 89431

Finalized Date: 23-JAN-2012
Account: EIM

Project: 3438

CERTIFICATE OF ANALYSIS RE12007978

Sample Description / Method / Analyte / Units / LOR	ME-MS61 V ppm 1	ME-MS61 W ppm 0.1	ME-MS61 Y ppm 0.1	ME-MS61 Zn ppm 2	ME-MS61 Zr ppm 0.5
3438-CF-11-09 495.5-528.5	49	4.3	21.3	50	29.6
3438-CF-11-09 688-718	45	7.5	17.3	33	33.9
3438-CF-11-09 923-953	31	4.9	26.3	34	42.9
3438-CF-11-09 1097.8-1125	30	7.2	24.7	28	27.8
3438-CF-11-09 588-628	46	6.2	20.7	36	36.2
3438-CF-11-10-B 565.1-585	39	5.0	21.5	131	27.9
3438-CF-11-10-B 651-688	36	6.2	19.4	101	27.7
3438-CF-11-10-B 829-862	45	8.3	17.3	97	23.6
3438-CF-11-10-B 1000-1035	34	7.0	15.4	62	27.1
3438-CF-11-10-B 1090-1129.2	31	8.5	18.7	29	29.5
3438-CF-11-11 322.2-351	55	3.7	17.5	36	49.1
3438-CF-11-11 435.2-461.5	25	6.0	8.2	25	43.9
3438-CF-11-11 578-608	44	4.2	19.1	36	27.6
3438-CF-11-11 664.2-700.1	30	5.8	25.6	31	41.1
3438-CF-11-11 828-860	29	3.7	29.6	27	35.0
3438-CF-11-12 504-541	27	9.2	25.9	26	36.2
3438-CF-11-12 718-753	29	11.2	27.1	31	39.0
3438-CF-11-12 873.5-905	35	7.8	29.0	32	32.7
3438-CF-11-14 0-14	31	6.5	17.5	26	64.5
3438-CF-11-14 28.3-51	31	8.4	12.2	22	64.9
3438-CF-11-14 431-471.1	32	10.2	23.7	30	36.3
3438-CF-11-14 806-829.5	31	13.2	21.9	27	21.8

***** See Appendix Page for comments regarding this certificate *****

ALS USA Inc.
4977 Energy Way
Reno NV 89502
Phone: 775 356 5395 Fax: 775 355 0179 www.alsglobal.com

To: MCCLELLAND LABS
1016 GREG ST
SPARKS NV 89431

Finalized Date: 23-JAN-2012
Account: EIM

Project: 3438

CERTIFICATE OF ANALYSIS RE12007978

Method	CERTIFICATE COMMENTS
ME-MS61	Interference: Mo> 400ppm on ICP-MS Cd,ICP-AES results shown.
ME-MS61	REE's may not be totally soluble in this method.
Hg-CV41	Detection limits on samples requiring dilutions due to interferences or high concentration levels have been increased according to the dilution factor.

SVL Laboratories Reports

One Government Gulch - PO Box 929 Kellogg ID 83837-0929 (208) 784-1258 Fax (208) 783-0891

McClelland Laboratories Inc
1016 Greg Street
Sparks, NV 89431

Project Name: Routine / 3438
Work Order: **W0F0630**
Reported: 07-Jul-10 09:49

ANALYTICAL REPORT FOR SAMPLES

Sample ID	Laboratory ID	Matrix	Date Sampled	Sampled By	Date Received
SRK 0854	W0F0630-01	Soil	22-Jun-10 09:00	RJ	24-Jun-2010
SRK 0855	W0F0630-02	Soil	22-Jun-10 09:00	RJ	24-Jun-2010
SRK 0856	W0F0630-03	Soil	22-Jun-10 09:00	RJ	24-Jun-2010
SRK 0857	W0F0630-04	Soil	22-Jun-10 09:00	RJ	24-Jun-2010
SRK 0858	W0F0630-05	Soil	22-Jun-10 09:00	RJ	24-Jun-2010
SRK 0859	W0F0630-06	Soil	22-Jun-10 09:00	RJ	24-Jun-2010
SRK 0860	W0F0630-07	Soil	22-Jun-10 09:00	RJ	24-Jun-2010
SRK 0861	W0F0630-08	Soil	22-Jun-10 09:00	RJ	24-Jun-2010
SRK 0862	W0F0630-09	Soil	22-Jun-10 09:00	RJ	24-Jun-2010
SRK 0864	W0F0630-10	Soil	22-Jun-10 09:00	RJ	24-Jun-2010
SRK 0865	W0F0630-11	Soil	22-Jun-10 09:00	RJ	24-Jun-2010
SRK 0866	W0F0630-12	Soil	22-Jun-10 09:00	RJ	24-Jun-2010
SRK 0867	W0F0630-13	Soil	22-Jun-10 09:00	RJ	24-Jun-2010
SRK 0868	W0F0630-14	Soil	22-Jun-10 09:00	RJ	24-Jun-2010
SRK 0869	W0F0630-15	Soil	22-Jun-10 09:00	RJ	24-Jun-2010
SRK 0870	W0F0630-16	Soil	22-Jun-10 09:00	RJ	24-Jun-2010
SRK 0871	W0F0630-17	Soil	22-Jun-10 09:00	RJ	24-Jun-2010
SRK 0872	W0F0630-18	Soil	22-Jun-10 09:00	RJ	24-Jun-2010
SRK 0873	W0F0630-19	Soil	22-Jun-10 09:00	RJ	24-Jun-2010
SRK 0874	W0F0630-20	Soil	22-Jun-10 09:00	RJ	24-Jun-2010

Solid samples are analyzed on an as-received, wet-weight basis, unless otherwise requested.
Sample preparation is defined by the client as per their Data Quality Objectives.
This report supercedes any previous reports for this Work Order. The complete report includes pages for each sample, a full QC report, and a notes section.
The results presented in this report relate only to the samples, and meet all requirements of the NELAC Standards unless otherwise noted.

Case Narrative

Nevada does not accredit for NAG, ABA and Sulfur Forms. HCl wash added per NDEP directive.

One Government Gulch - PO Box 929 Kellogg ID 83837-0929 (208) 784-1258 Fax (208) 783-0891

McClelland Laboratories Inc
1016 Greg Street
Sparks, NV 89431

Project Name: Routine / 3438
Work Order: **W0F0630**
Reported: 07-Jul-10 09:49

Client Sample ID: **SRK 0854**
SVL Sample ID: **W0F0630-01 (Soil)**

Sample Report Page 1 of 1

Sampled: 22-Jun-10 09:00
Received: 24-Jun-10
Sampled By: RJ

Method	Analyte	Result	Units	RL	MDL	Dilution	Batch	Analyst	Analyzed	Notes
Acid/Base Accounting & Sulfur Forms										
Modified Sobek	**ABA**	-21.5	TCaCO3/kT	0.3			N/A		07/02/10 12:28	
Modified Sobek	**AGP**	27.4	TCaCO3/kT	0.3			N/A		07/02/10 12:28	
Modified Sobek	**ANP**	6.0	TCaCO3/kT	0.3	0.01		W027089	LMG	07/01/10 13:58	
Modified Sobek	**Non-extractable Sulfur**	0.06	%	0.01			W027089	HJG	07/02/10 12:28	
Modified Sobek	**Non-Sulfate Sulfur**	0.94	%	0.01			W027089	HJG	07/02/10 10:57	
Modified Sobek	**Pyritic Sulfur**	0.88	%	0.01			N/A		07/02/10 12:28	
Modified Sobek	**Sulfate Sulfur**	0.39	%	0.01			N/A		07/02/10 10:57	
Modified Sobek	**Total Sulfur**	1.33	%	0.01			W027089	HJG	06/29/10 11:22	
Acid/Base Accounting & Sulfur Forms (HCl Wash)										
Modified Sobek	**ABA-HCl**	-12.7	TCaCO3/kT	0.3			N/A		07/02/10 13:30	
Modified Sobek	**AGP-HCl**	18.7	TCaCO3/kT	0.3			N/A		07/02/10 13:30	
Modified Sobek	**Non-extractable Sulfur**	0.06	%	0.01			W027089	HJG	07/02/10 12:28	
Modified Sobek	**Non-Sulfate Sulfur-HCl**	0.66	%	0.01			W027089	HJG	07/02/10 13:30	
Modified Sobek	**Pyritic Sulfur-HCl**	0.60	%	0.01			N/A		07/02/10 13:30	
Modified Sobek	**Sulfate Sulfur-HCl**	0.67	%	0.01			N/A		07/02/10 13:30	
Modified Sobek	**Total Sulfur**	1.33	%	0.01			W027089	HJG	06/29/10 11:22	
Classical Chemistry Parameters										
ASA 9	**Paste pH**	4.80	pH Units				W027102	HJG	07/06/10 11:59	
NAG	**NAG@pH 4.5**	0.780	kg H2SO4/T				W027094	HJG	06/30/10 15:29	
NAG	**NAG@pH 7**	10.2	kg H2SO4/T				W027094	HJG	06/30/10 15:29	
NAG Australian	**NAG Australian**	3.77	pH Units				W027094	HJG	06/30/10 15:29	

This data has been reviewed for accuracy and has been authorized for release by the Laboratory Director or designee.

Nan Wilson
Laboratory Director

One Government Gulch - PO Box 929 Kellogg ID 83837-0929 (208) 784-1258 Fax (208) 783-0891

McClelland Laboratories Inc
1016 Greg Street
Sparks, NV 89431

Project Name: Routine / 3438
Work Order: **W0F0630**
Reported: 07-Jul-10 09:49

Client Sample ID: **SRK 0855**
SVL Sample ID: **W0F0630-02 (Soil)**

Sampled: 22-Jun-10 09:00
Received: 24-Jun-10
Sampled By: RJ

Method	Analyte	Result	Units	RL	MDL	Dilution	Batch	Analyst	Analyzed	Notes
Acid/Base Accounting & Sulfur Forms										
Modified Sobek	**ABA**	-20.0	TCaCO3/kT	0.3			N/A		07/02/10 12:36	
Modified Sobek	**AGP**	26.4	TCaCO3/kT	0.3			N/A		07/02/10 12:36	
Modified Sobek	**ANP**	6.4	TCaCO3/kT	0.3	0.01		W027089	LMG	07/01/10 13:58	
Modified Sobek	Non-extractable Sulfur	< 0.01	%	0.01			W027089	HJG	07/02/10 12:36	
Modified Sobek	**Non-Sulfate Sulfur**	0.85	%	0.01			W027089	HJG	07/02/10 11:00	
Modified Sobek	**Pyritic Sulfur**	0.85	%	0.01			N/A		07/02/10 12:36	
Modified Sobek	**Sulfate Sulfur**	0.36	%	0.01			N/A		07/02/10 11:00	
Modified Sobek	**Total Sulfur**	1.21	%	0.01			W027089	HJG	06/29/10 11:25	
Acid/Base Accounting & Sulfur Forms (HCl Wash)										
Modified Sobek	**ABA-HCl**	-23.3	TCaCO3/kT	0.3			N/A		07/02/10 13:32	
Modified Sobek	**AGP-HCl**	29.7	TCaCO3/kT	0.3			N/A		07/02/10 13:32	
Modified Sobek	Non-extractable Sulfur	< 0.01	%	0.01			W027089	HJG	07/02/10 12:36	
Modified Sobek	**Non-Sulfate Sulfur-HCl**	0.95	%	0.01			W027089	HJG	07/02/10 13:32	
Modified Sobek	**Pyritic Sulfur-HCl**	0.95	%	0.01			N/A		07/02/10 13:32	
Modified Sobek	**Sulfate Sulfur-HCl**	0.26	%	0.01			N/A		07/02/10 13:32	
Modified Sobek	**Total Sulfur**	1.21	%	0.01			W027089	HJG	06/29/10 11:25	
Classical Chemistry Parameters										
ASA 9	**Paste pH**	6.41	pH Units				W027102	HJG	07/06/10 11:59	
NAG	**NAG@pH 4.5**	6.27	kg H2SO4/T				W027094	HJG	06/30/10 15:29	
NAG	**NAG@pH 7**	2.74	kg H2SO4/T				W027094	HJG	06/30/10 15:29	
NAG Australian	**NAG Australian**	3.00	pH Units				W027094	HJG	06/30/10 15:29	

This data has been reviewed for accuracy and has been authorized for release by the Laboratory Director or designee.

Nan Wilson
Laboratory Director

One Government Gulch - PO Box 929 Kellogg ID 83837-0929 (208) 784-1258 Fax (208) 783-0891

McClelland Laboratories Inc
1016 Greg Street
Sparks, NV 89431

Project Name: Routine / 3438
Work Order: **W0F0630**
Reported: 07-Jul-10 09:49

Client Sample ID: **SRK 0856**
SVL Sample ID: **W0F0630-03 (Soil)**

Sampled: 22-Jun-10 09:00
Received: 24-Jun-10
Sampled By: RJ

Method	Analyte	Result	Units	RL	MDL	Dilution	Batch	Analyst	Analyzed	Notes
Acid/Base Accounting & Sulfur Forms										
Modified Sobek	**ABA**	-48.6	TCaCO3/kT	0.3			N/A		07/02/10 12:39	
Modified Sobek	**AGP**	49.1	TCaCO3/kT	0.3			N/A		07/02/10 12:39	
Modified Sobek	**ANP**	0.5	TCaCO3/kT	0.3	0.01		W027089	LMG	07/01/10 13:58	
Modified Sobek	Non-extractable Sulfur	< 0.01	%	0.01			W027089	HJG	07/02/10 12:39	
Modified Sobek	**Non-Sulfate Sulfur**	1.57	%	0.01			W027089	HJG	07/02/10 11:02	
Modified Sobek	**Pyritic Sulfur**	1.57	%	0.01			N/A		07/02/10 12:39	
Modified Sobek	**Sulfate Sulfur**	0.72	%	0.01			N/A		07/02/10 11:02	
Modified Sobek	**Total Sulfur**	2.29	%	0.01			W027089	HJG	06/29/10 11:28	
Acid/Base Accounting & Sulfur Forms (HCl Wash)										
Modified Sobek	**ABA-HCl**	-39.9	TCaCO3/kT	0.3			N/A		07/02/10 13:40	
Modified Sobek	**AGP-HCl**	40.3	TCaCO3/kT	0.3			N/A		07/02/10 13:40	
Modified Sobek	Non-extractable Sulfur	< 0.01	%	0.01			W027089	HJG	07/02/10 12:39	
Modified Sobek	**Non-Sulfate Sulfur-HCl**	1.29	%	0.01			W027089	HJG	07/02/10 13:40	
Modified Sobek	**Pyritic Sulfur-HCl**	1.29	%	0.01			N/A		07/02/10 13:40	
Modified Sobek	**Sulfate Sulfur-HCl**	1.00	%	0.01			N/A		07/02/10 13:40	
Modified Sobek	**Total Sulfur**	2.29	%	0.01			W027089	HJG	06/29/10 11:28	
Classical Chemistry Parameters										
ASA 9	**Paste pH**	4.42	pH Units				W027102	HJG	07/06/10 11:59	
NAG	**NAG@pH 4.5**	33.5	kg H2SO4/T				W027094	HJG	06/30/10 15:29	
NAG	**NAG@pH 7**	4.90	kg H2SO4/T				W027094	HJG	06/30/10 15:29	
NAG Australian	**NAG Australian**	2.28	pH Units				W027094	HJG	06/30/10 15:29	

This data has been reviewed for accuracy and has been authorized for release by the Laboratory Director or designee.

Nan Wilson
Laboratory Director

One Government Gulch - PO Box 929 Kellogg ID 83837-0929 (208) 784-1258 Fax (208) 783-0891

McClelland Laboratories Inc
1016 Greg Street
Sparks, NV 89431

Project Name: Routine / 3438
Work Order: **W0F0630**
Reported: 07-Jul-10 09:49

Client Sample ID: **SRK 0857**
SVL Sample ID: **W0F0630-04 (Soil)**

Sampled: 22-Jun-10 09:00
Received: 24-Jun-10
Sampled By: RJ

Method	Analyte	Result	Units	RL	MDL	Dilution	Batch	Analyst	Analyzed	Notes
Acid/Base Accounting & Sulfur Forms										
Modified Sobek	**ABA**	-11.6	TCaCO3/kT	0.3			N/A		07/02/10 12:41	
Modified Sobek	**AGP**	18.5	TCaCO3/kT	0.3			N/A		07/02/10 12:41	
Modified Sobek	**ANP**	6.9	TCaCO3/kT	0.3	0.01		W027089	LMG	07/01/10 13:58	
Modified Sobek	**Non-extractable Sulfur**	0.01	%	0.01			W027089	HJG	07/02/10 12:41	
Modified Sobek	**Non-Sulfate Sulfur**	0.60	%	0.01			W027089	HJG	07/02/10 11:05	
Modified Sobek	**Pyritic Sulfur**	0.59	%	0.01			N/A		07/02/10 12:41	
Modified Sobek	**Sulfate Sulfur**	0.24	%	0.01			N/A		07/02/10 11:05	
Modified Sobek	**Total Sulfur**	0.84	%	0.01			W027089	HJG	06/29/10 11:31	
Acid/Base Accounting & Sulfur Forms (HCl Wash)										
Modified Sobek	**ABA-HCl**	-6.8	TCaCO3/kT	0.3			N/A		07/02/10 13:43	
Modified Sobek	**AGP-HCl**	13.7	TCaCO3/kT	0.3			N/A		07/02/10 13:43	
Modified Sobek	**Non-extractable Sulfur**	0.01	%	0.01			W027089	HJG	07/02/10 12:41	
Modified Sobek	**Non-Sulfate Sulfur-HCl**	0.45	%	0.01			W027089	HJG	07/02/10 13:43	
Modified Sobek	**Pyritic Sulfur-HCl**	0.44	%	0.01			N/A		07/02/10 13:43	
Modified Sobek	**Sulfate Sulfur-HCl**	0.39	%	0.01			N/A		07/02/10 13:43	
Modified Sobek	**Total Sulfur**	0.84	%	0.01			W027089	HJG	06/29/10 11:31	
Classical Chemistry Parameters										
ASA 9	**Paste pH**	7.19	pH Units				W027102	HJG	07/06/10 11:59	
NAG	NAG@pH 4.5	0.00	kg H2SO4/T				W027094	HJG	06/30/10 15:29	
NAG	NAG@pH 7	0.00	kg H2SO4/T				W027094	HJG	06/30/10 15:29	
NAG Australian	**NAG Australian**	8.45	pH Units				W027094	HJG	06/30/10 15:29	

This data has been reviewed for accuracy and has been authorized for release by the Laboratory Director or designee.

Nan Wilson
Laboratory Director

One Government Gulch - PO Box 929 Kellogg ID 83837-0929 (208) 784-1258 Fax (208) 783-0891

McClelland Laboratories Inc
1016 Greg Street
Sparks, NV 89431

Project Name: Routine / 3438
Work Order: **W0F0630**
Reported: 07-Jul-10 09:49

Client Sample ID: **SRK 0858**
SVL Sample ID: **W0F0630-05 (Soil)**

Sampled: 22-Jun-10 09:00
Received: 24-Jun-10
Sampled By: RJ

Method	Analyte	Result	Units	RL	MDL	Dilution	Batch	Analyst	Analyzed	Notes
Acid/Base Accounting & Sulfur Forms										
Modified Sobek	**ABA**	-15.1	TCaCO3/kT	0.3			N/A		07/02/10 12:44	
Modified Sobek	**AGP**	19.3	TCaCO3/kT	0.3			N/A		07/02/10 12:44	
Modified Sobek	**ANP**	4.1	TCaCO3/kT	0.3	0.01		W027089	LMG	07/01/10 13:58	
Modified Sobek	Non-extractable Sulfur	< 0.01	%	0.01			W027089	HJG	07/02/10 12:44	
Modified Sobek	**Non-Sulfate Sulfur**	0.62	%	0.01			W027089	HJG	07/02/10 11:09	
Modified Sobek	**Pyritic Sulfur**	0.62	%	0.01			N/A		07/02/10 12:44	
Modified Sobek	**Sulfate Sulfur**	0.30	%	0.01			N/A		07/02/10 11:09	
Modified Sobek	**Total Sulfur**	0.92	%	0.01			W027089	HJG	06/29/10 11:33	
Acid/Base Accounting & Sulfur Forms (HCl Wash)										
Modified Sobek	**ABA-HCl**	-17.0	TCaCO3/kT	0.3			N/A		07/02/10 13:46	
Modified Sobek	**AGP-HCl**	21.2	TCaCO3/kT	0.3			N/A		07/02/10 13:46	
Modified Sobek	Non-extractable Sulfur	< 0.01	%	0.01			W027089	HJG	07/02/10 12:44	
Modified Sobek	**Non-Sulfate Sulfur-HCl**	0.68	%	0.01			W027089	HJG	07/02/10 13:46	
Modified Sobek	**Pyritic Sulfur-HCl**	0.68	%	0.01			N/A		07/02/10 13:46	
Modified Sobek	**Sulfate Sulfur-HCl**	0.24	%	0.01			N/A		07/02/10 13:46	
Modified Sobek	**Total Sulfur**	0.92	%	0.01			W027089	HJG	06/29/10 11:33	
Classical Chemistry Parameters										
ASA 9	**Paste pH**	4.91	pH Units				W027102	HJG	07/06/10 11:59	
NAG	**NAG@pH 4.5**	6.08	kg H2SO4/T				W027094	HJG	06/30/10 15:29	
NAG	**NAG@pH 7**	3.14	kg H2SO4/T				W027094	HJG	06/30/10 15:29	
NAG Australian	**NAG Australian**	3.15	pH Units				W027094	HJG	06/30/10 15:29	

This data has been reviewed for accuracy and has been authorized for release by the Laboratory Director or designee.

Nan Wilson
Laboratory Director

One Government Gulch - PO Box 929 Kellogg ID 83837-0929 (208) 784-1258 Fax (208) 783-0891

McClelland Laboratories Inc
1016 Greg Street
Sparks, NV 89431

Project Name: Routine / 3438
Work Order: **W0F0630**
Reported: 07-Jul-10 09:49

Client Sample ID: **SRK 0859**
SVL Sample ID: **W0F0630-06 (Soil)**

Sampled: 22-Jun-10 09:00
Received: 24-Jun-10
Sampled By: RJ

Method	Analyte	Result	Units	RL	MDL	Dilution	Batch	Analyst	Analyzed	Notes
Acid/Base Accounting & Sulfur Forms										
Modified Sobek	**ABA**	-52.1	TCaCO3/kT	0.3			N/A		07/02/10 12:47	
Modified Sobek	**AGP**	53.4	TCaCO3/kT	0.3			N/A		07/02/10 12:47	
Modified Sobek	**ANP**	1.4	TCaCO3/kT	0.3	0.01		W027089	LMG	07/01/10 13:58	
Modified Sobek	Non-extractable Sulfur	< 0.01	%	0.01			W027089	HJG	07/02/10 12:47	
Modified Sobek	**Non-Sulfate Sulfur**	1.71	%	0.01			W027089	HJG	07/02/10 11:12	
Modified Sobek	**Pyritic Sulfur**	1.71	%	0.01			N/A		07/02/10 12:47	
Modified Sobek	**Sulfate Sulfur**	0.50	%	0.01			N/A		07/02/10 11:12	
Modified Sobek	**Total Sulfur**	2.21	%	0.01			W027089	HJG	06/29/10 11:36	
Acid/Base Accounting & Sulfur Forms (HCl Wash)										
Modified Sobek	**ABA-HCl**	-48.9	TCaCO3/kT	0.3			N/A		07/02/10 13:48	
Modified Sobek	**AGP-HCl**	50.3	TCaCO3/kT	0.3			N/A		07/02/10 13:48	
Modified Sobek	Non-extractable Sulfur	< 0.01	%	0.01			W027089	HJG	07/02/10 12:47	
Modified Sobek	**Non-Sulfate Sulfur-HCl**	1.61	%	0.01			W027089	HJG	07/02/10 13:48	
Modified Sobek	**Pyritic Sulfur-HCl**	1.61	%	0.01			N/A		07/02/10 13:48	
Modified Sobek	**Sulfate Sulfur-HCl**	0.60	%	0.01			N/A		07/02/10 13:48	
Modified Sobek	**Total Sulfur**	2.21	%	0.01			W027089	HJG	06/29/10 11:36	
Classical Chemistry Parameters										
ASA 9	**Paste pH**	4.49	pH Units				W027102	HJG	07/06/10 11:59	
NAG	**NAG@pH 4.5**	38.6	kg H2SO4/T				W027094	HJG	06/30/10 15:29	
NAG	**NAG@pH 7**	5.29	kg H2SO4/T				W027094	HJG	06/30/10 15:29	
NAG Australian	**NAG Australian**	2.26	pH Units				W027094	HJG	06/30/10 15:29	

This data has been reviewed for accuracy and has been authorized for release by the Laboratory Director or designee.

Nan Wilson
Laboratory Director

One Government Gulch - PO Box 929 Kellogg ID 83837-0929 (208) 784-1258 Fax (208) 783-0891

McClelland Laboratories Inc
1016 Greg Street
Sparks, NV 89431

Project Name: Routine / 3438
Work Order: **W0F0630**
Reported: 07-Jul-10 09:49

Client Sample ID: **SRK 0860**
SVL Sample ID: **W0F0630-07 (Soil)**

Sampled: 22-Jun-10 09:00
Received: 24-Jun-10
Sampled By: RJ

Method	Analyte	Result	Units	RL	MDL	Dilution	Batch	Analyst	Analyzed	Notes
Acid/Base Accounting & Sulfur Forms										
Modified Sobek	**ABA**	-74.2	TCaCO3/kT	0.3			N/A		07/02/10 12:49	
Modified Sobek	**AGP**	78.8	TCaCO3/kT	0.3			N/A		07/02/10 12:49	
Modified Sobek	**ANP**	4.6	TCaCO3/kT	0.3	0.01		W027089	LMG	07/01/10 13:58	
Modified Sobek	Non-extractable Sulfur	< 0.01	%	0.01			W027089	HJG	07/02/10 12:49	
Modified Sobek	**Non-Sulfate Sulfur**	2.52	%	0.01			W027089	HJG	07/02/10 11:15	
Modified Sobek	**Pyritic Sulfur**	2.52	%	0.01			N/A		07/02/10 12:49	
Modified Sobek	**Sulfate Sulfur**	0.91	%	0.01			N/A		07/02/10 11:15	
Modified Sobek	**Total Sulfur**	3.43	%	0.01			W027089	HJG	06/29/10 11:39	
Acid/Base Accounting & Sulfur Forms (HCl Wash)										
Modified Sobek	**ABA-HCl**	-100.0	TCaCO3/kT	0.3			N/A		07/02/10 13:51	
Modified Sobek	**AGP-HCl**	105	TCaCO3/kT	0.3			N/A		07/02/10 13:51	
Modified Sobek	Non-extractable Sulfur	< 0.01	%	0.01			W027089	HJG	07/02/10 12:49	
Modified Sobek	**Non-Sulfate Sulfur-HCl**	3.35	%	0.01			W027089	HJG	07/02/10 13:51	
Modified Sobek	**Pyritic Sulfur-HCl**	3.35	%	0.01			N/A		07/02/10 13:51	
Modified Sobek	**Sulfate Sulfur-HCl**	0.08	%	0.01			N/A		07/02/10 13:51	
Modified Sobek	**Total Sulfur**	3.43	%	0.01			W027089	HJG	06/29/10 11:39	
Classical Chemistry Parameters										
ASA 9	**Paste pH**	5.55	pH Units				W027102	HJG	07/06/10 11:59	
NAG	**NAG@pH 4.5**	33.1	kg H2SO4/T				W027094	HJG	06/30/10 15:29	
NAG	**NAG@pH 7**	3.14	kg H2SO4/T				W027094	HJG	06/30/10 15:29	
NAG Australian	**NAG Australian**	2.26	pH Units				W027094	HJG	06/30/10 15:29	

This data has been reviewed for accuracy and has been authorized for release by the Laboratory Director or designee.

Nan Wilson
Laboratory Director

One Government Gulch - PO Box 929 Kellogg ID 83837-0929 (208) 784-1258 Fax (208) 783-0891

McClelland Laboratories Inc
1016 Greg Street
Sparks, NV 89431

Project Name: Routine / 3438
Work Order: **W0F0630**
Reported: 07-Jul-10 09:49

Client Sample ID: **SRK 0861**
SVL Sample ID: **W0F0630-08 (Soil)**

Sample Report Page 1 of 1

Sampled: 22-Jun-10 09:00
Received: 24-Jun-10
Sampled By: RJ

Method	Analyte	Result	Units	RL	MDL	Dilution	Batch	Analyst	Analyzed	Notes
Acid/Base Accounting & Sulfur Forms										
Modified Sobek	**ABA**	-1.6	TCaCO3/kT	0.3			N/A		07/02/10 12:52	
Modified Sobek	**AGP**	7.6	TCaCO3/kT	0.3			N/A		07/02/10 12:52	
Modified Sobek	**ANP**	6.0	TCaCO3/kT	0.3	0.01		W027089	LMG	07/01/10 13:58	
Modified Sobek	**Non-extractable Sulfur**	0.01	%	0.01			W027089	HJG	07/02/10 12:52	
Modified Sobek	**Non-Sulfate Sulfur**	0.25	%	0.01			W027089	HJG	07/02/10 11:24	
Modified Sobek	**Pyritic Sulfur**	0.24	%	0.01			N/A		07/02/10 12:52	
Modified Sobek	**Sulfate Sulfur**	0.29	%	0.01			N/A		07/02/10 11:24	
Modified Sobek	**Total Sulfur**	0.54	%	0.01			W027089	HJG	06/29/10 11:47	
Acid/Base Accounting & Sulfur Forms (HCl Wash)										
Modified Sobek	**ABA-HCl**	-2.0	TCaCO3/kT	0.3			N/A		07/02/10 13:53	
Modified Sobek	**AGP-HCl**	7.9	TCaCO3/kT	0.3			N/A		07/02/10 13:53	
Modified Sobek	**Non-extractable Sulfur**	0.01	%	0.01			W027089	HJG	07/02/10 12:52	
Modified Sobek	**Non-Sulfate Sulfur-HCl**	0.27	%	0.01			W027089	HJG	07/02/10 13:53	
Modified Sobek	**Pyritic Sulfur-HCl**	0.25	%	0.01			N/A		07/02/10 13:53	
Modified Sobek	**Sulfate Sulfur-HCl**	0.28	%	0.01			N/A		07/02/10 13:53	
Modified Sobek	**Total Sulfur**	0.54	%	0.01			W027089	HJG	06/29/10 11:47	
Classical Chemistry Parameters										
ASA 9	**Paste pH**	6.12	pH Units				W027102	HJG	07/06/10 11:59	
NAG	NAG@pH 4.5	0.00	kg H2SO4/T				W027094	HJG	06/30/10 15:29	
NAG	NAG@pH 7	0.00	kg H2SO4/T				W027094	HJG	06/30/10 15:29	
NAG Australian	**NAG Australian**	5.39	pH Units				W027094	HJG	06/30/10 15:29	

This data has been reviewed for accuracy and has been authorized for release by the Laboratory Director or designee.

Nan Wilson
Laboratory Director

One Government Gulch - PO Box 929 Kellogg ID 83837-0929 (208) 784-1258 Fax (208) 783-0891

McClelland Laboratories Inc
1016 Greg Street
Sparks, NV 89431

Project Name: Routine / 3438
Work Order: **W0F0630**
Reported: 07-Jul-10 09:49

Client Sample ID: **SRK 0862**
SVL Sample ID: **W0F0630-09 (Soil)**

Sample Report Page 1 of 1

Sampled: 22-Jun-10 09:00
Received: 24-Jun-10
Sampled By: RJ

Method	Analyte	Result	Units	RL	MDL	Dilution	Batch	Analyst	Analyzed	Notes
Acid/Base Accounting & Sulfur Forms										
Modified Sobek	**ABA**	79.1	TCaCO3/kT	0.3			N/A		07/02/10 12:55	
Modified Sobek	AGP	< 0.3	TCaCO3/kT	0.3			N/A		07/02/10 12:55	
Modified Sobek	**ANP**	79.1	TCaCO3/kT	0.3	0.01		W027089	LMG	07/01/10 13:58	
Modified Sobek	Non-extractable Sulfur	< 0.01	%	0.01			W027089	HJG	07/02/10 12:55	
Modified Sobek	Non-Sulfate Sulfur	< 0.01	%	0.01			W027089	HJG	07/02/10 11:26	
Modified Sobek	Pyritic Sulfur	< 0.01	%	0.01			N/A		07/02/10 12:55	
Modified Sobek	**Sulfate Sulfur**	0.01	%	0.01			N/A		07/02/10 11:26	
Modified Sobek	**Total Sulfur**	0.01	%	0.01			W027089	HJG	06/29/10 11:51	
Acid/Base Accounting & Sulfur Forms (HCl Wash)										
Modified Sobek	**ABA-HCl**	78.3	TCaCO3/kT	0.3			N/A		07/02/10 13:56	
Modified Sobek	**AGP-HCl**	0.8	TCaCO3/kT	0.3			N/A		07/02/10 13:56	
Modified Sobek	Non-extractable Sulfur	< 0.01	%	0.01			W027089	HJG	07/02/10 12:55	
Modified Sobek	**Non-Sulfate Sulfur-HCl**	0.02	%	0.01			W027089	HJG	07/02/10 13:56	
Modified Sobek	**Pyritic Sulfur-HCl**	0.02	%	0.01			N/A		07/02/10 13:56	
Modified Sobek	Sulfate Sulfur-HCl	< 0.01	%	0.01			N/A		07/02/10 13:56	
Modified Sobek	**Total Sulfur**	0.01	%	0.01			W027089	HJG	06/29/10 11:51	
Classical Chemistry Parameters										
ASA 9	**Paste pH**	7.62	pH Units				W027102	HJG	07/06/10 11:59	
NAG	NAG@pH 4.5	0.00	kg H2SO4/T				W027094	HJG	06/30/10 15:29	
NAG	NAG@pH 7	0.00	kg H2SO4/T				W027094	HJG	06/30/10 15:29	
NAG Australian	**NAG Australian**	10.06	pH Units				W027094	HJG	06/30/10 15:29	

This data has been reviewed for accuracy and has been authorized for release by the Laboratory Director or designee.

Nan Wilson
Laboratory Director

One Government Gulch - PO Box 929 Kellogg ID 83837-0929 (208) 784-1258 Fax (208) 783-0891

McClelland Laboratories Inc
1016 Greg Street
Sparks, NV 89431

Project Name: Routine / 3438
Work Order: **W0F0630**
Reported: 07-Jul-10 09:49

Client Sample ID: **SRK 0864**
SVL Sample ID: **W0F0630-10 (Soil)**

Sample Report Page 1 of 1

Sampled: 22-Jun-10 09:00
Received: 24-Jun-10
Sampled By: RJ

Method	Analyte	Result	Units	RL	MDL	Dilution	Batch	Analyst	Analyzed	Notes
Acid/Base Accounting & Sulfur Forms										
Modified Sobek	**ABA**	24.4	TCaCO3/kT	0.3			N/A		07/01/10 13:58	
Modified Sobek	AGP	< 0.3	TCaCO3/kT	0.3			N/A		06/29/10 11:53	
Modified Sobek	**ANP**	24.4	TCaCO3/kT	0.3	0.01		W027089	LMG	07/01/10 13:58	
Modified Sobek	Non-extractable Sulfur	< 0.01	%	0.01			W027089	HJG	06/29/10 11:53	
Modified Sobek	Non-Sulfate Sulfur	< 0.01	%	0.01			W027089	HJG	06/29/10 11:53	
Modified Sobek	Pyritic Sulfur	< 0.01	%	0.01			N/A		06/29/10 11:53	
Modified Sobek	Sulfate Sulfur	< 0.01	%	0.01			N/A		06/29/10 11:53	
Modified Sobek	Total Sulfur	< 0.01	%	0.01			W027089	HJG	06/29/10 11:53	
Acid/Base Accounting & Sulfur Forms (HCl Wash)										
Modified Sobek	**ABA-HCl**	24.4	TCaCO3/kT	0.3			N/A		07/01/10 13:58	
Modified Sobek	AGP-HCl	< 0.3	TCaCO3/kT	0.3			N/A		06/29/10 11:53	
Modified Sobek	Non-extractable Sulfur	< 0.01	%	0.01			W027089	HJG	06/29/10 11:53	
Modified Sobek	Non-Sulfate Sulfur-HCl	< 0.01	%	0.01			W027089	HJG	06/29/10 11:53	
Modified Sobek	Pyritic Sulfur-HCl	< 0.01	%	0.01			N/A		06/29/10 11:53	
Modified Sobek	Sulfate Sulfur-HCl	< 0.01	%	0.01			N/A		06/29/10 11:53	
Modified Sobek	Total Sulfur	< 0.01	%	0.01			W027089	HJG	06/29/10 11:53	
Classical Chemistry Parameters										
ASA 9	**Paste pH**	7.59	pH Units				W027102	HJG	07/06/10 11:59	
NAG	NAG@pH 4.5	0.00	kg H2SO4/T				W027094	HJG	06/30/10 15:29	
NAG	NAG@pH 7	0.00	kg H2SO4/T				W027094	HJG	06/30/10 15:29	
NAG Australian	**NAG Australian**	8.29	pH Units				W027094	HJG	06/30/10 15:29	

This data has been reviewed for accuracy and has been authorized for release by the Laboratory Director or designee.

Nan Wilson
Laboratory Director

One Government Gulch - PO Box 929 Kellogg ID 83837-0929 (208) 784-1258 Fax (208) 783-0891

McClelland Laboratories Inc
1016 Greg Street
Sparks, NV 89431

Project Name: Routine / 3438
Work Order: **W0F0630**
Reported: 07-Jul-10 09:49

Client Sample ID: **SRK 0865**
SVL Sample ID: **W0F0630-11 (Soil)**

Sampled: 22-Jun-10 09:00
Received: 24-Jun-10
Sampled By: RJ

Method	Analyte	Result	Units	RL	MDL	Dilution	Batch	Analyst	Analyzed	Notes
Acid/Base Accounting & Sulfur Forms										
Modified Sobek	**ABA**	23.9	TCaCO3/kT	0.3			N/A		07/01/10 13:58	
Modified Sobek	AGP	< 0.3	TCaCO3/kT	0.3			N/A		06/29/10 11:56	
Modified Sobek	**ANP**	23.9	TCaCO3/kT	0.3	0.01		W027089	LMG	07/01/10 13:58	
Modified Sobek	Non-extractable Sulfur	< 0.01	%	0.01			W027089	HJG	06/29/10 11:56	
Modified Sobek	Non-Sulfate Sulfur	< 0.01	%	0.01			W027089	HJG	06/29/10 11:56	
Modified Sobek	Pyritic Sulfur	< 0.01	%	0.01			N/A		06/29/10 11:56	
Modified Sobek	Sulfate Sulfur	< 0.01	%	0.01			N/A		06/29/10 11:56	
Modified Sobek	Total Sulfur	< 0.01	%	0.01			W027089	HJG	06/29/10 11:56	
Acid/Base Accounting & Sulfur Forms (HCl Wash)										
Modified Sobek	**ABA-HCl**	23.9	TCaCO3/kT	0.3			N/A		07/01/10 13:58	
Modified Sobek	AGP-HCl	< 0.3	TCaCO3/kT	0.3			N/A		06/29/10 11:56	
Modified Sobek	Non-extractable Sulfur	< 0.01	%	0.01			W027089	HJG	06/29/10 11:56	
Modified Sobek	Non-Sulfate Sulfur-HCl	< 0.01	%	0.01			W027089	HJG	06/29/10 11:56	
Modified Sobek	Pyritic Sulfur-HCl	< 0.01	%	0.01			N/A		06/29/10 11:56	
Modified Sobek	Sulfate Sulfur-HCl	< 0.01	%	0.01			N/A		06/29/10 11:56	
Modified Sobek	Total Sulfur	< 0.01	%	0.01			W027089	HJG	06/29/10 11:56	
Classical Chemistry Parameters										
ASA 9	**Paste pH**	8.40	pH Units				W027102	HJG	07/06/10 11:59	
NAG	NAG@pH 4.5	0.00	kg H2SO4/T				W027094	HJG	06/30/10 15:29	
NAG	NAG@pH 7	0.00	kg H2SO4/T				W027094	HJG	06/30/10 15:29	
NAG Australian	**NAG Australian**	7.15	pH Units				W027094	HJG	06/30/10 15:29	

This data has been reviewed for accuracy and has been authorized for release by the Laboratory Director or designee.

Nan Wilson
Laboratory Director

One Government Gulch - PO Box 929 Kellogg ID 83837-0929 (208) 784-1258 Fax (208) 783-0891

McClelland Laboratories Inc
1016 Greg Street
Sparks, NV 89431

Project Name: Routine / 3438
Work Order: **W0F0630**
Reported: 07-Jul-10 09:49

Client Sample ID: **SRK 0866**
SVL Sample ID: **W0F0630-12 (Soil)**

Sampled: 22-Jun-10 09:00
Received: 24-Jun-10
Sampled By: RJ

Method	Analyte	Result	Units	RL	MDL	Dilution	Batch	Analyst	Analyzed	Notes
Acid/Base Accounting & Sulfur Forms										
Modified Sobek	**ABA**	12.6	TCaCO3/kT	0.3			N/A		07/02/10 12:57	
Modified Sobek	**AGP**	9.0	TCaCO3/kT	0.3			N/A		07/02/10 12:57	
Modified Sobek	**ANP**	21.6	TCaCO3/kT	0.3	0.01		W027089	LMG	07/01/10 13:58	
Modified Sobek	Non-extractable Sulfur	< 0.01	%	0.01			W027089	HJG	07/02/10 12:57	
Modified Sobek	**Non-Sulfate Sulfur**	0.29	%	0.01			W027089	HJG	07/02/10 11:29	
Modified Sobek	**Pyritic Sulfur**	0.29	%	0.01			N/A		07/02/10 12:57	
Modified Sobek	**Sulfate Sulfur**	0.06	%	0.01			N/A		07/02/10 11:29	
Modified Sobek	**Total Sulfur**	0.35	%	0.01			W027089	HJG	06/29/10 11:59	
Acid/Base Accounting & Sulfur Forms (HCl Wash)										
Modified Sobek	**ABA-HCl**	12.8	TCaCO3/kT	0.3			N/A		07/02/10 13:59	
Modified Sobek	**AGP-HCl**	8.8	TCaCO3/kT	0.3			N/A		07/02/10 13:59	
Modified Sobek	Non-extractable Sulfur	< 0.01	%	0.01			W027089	HJG	07/02/10 12:57	
Modified Sobek	**Non-Sulfate Sulfur-HCl**	0.28	%	0.01			W027089	HJG	07/02/10 13:59	
Modified Sobek	**Pyritic Sulfur-HCl**	0.28	%	0.01			N/A		07/02/10 13:59	
Modified Sobek	**Sulfate Sulfur-HCl**	0.07	%	0.01			N/A		07/02/10 13:59	
Modified Sobek	**Total Sulfur**	0.35	%	0.01			W027089	HJG	06/29/10 11:59	
Classical Chemistry Parameters										
ASA 9	**Paste pH**	7.70	pH Units				W027102	HJG	07/06/10 11:59	
NAG	**NAG@pH 4.5**	2.35	kg H2SO4/T				W027094	HJG	06/30/10 15:29	
NAG	**NAG@pH 7**	2.55	kg H2SO4/T				W027094	HJG	06/30/10 15:29	
NAG Australian	**NAG Australian**	3.23	pH Units				W027094	HJG	06/30/10 15:29	

This data has been reviewed for accuracy and has been authorized for release by the Laboratory Director or designee.

Nan Wilson
Laboratory Director

One Government Gulch - PO Box 929 Kellogg ID 83837-0929 (208) 784-1258 Fax (208) 783-0891

McClelland Laboratories Inc
1016 Greg Street
Sparks, NV 89431

Project Name: Routine / 3438
Work Order: **W0F0630**
Reported: 07-Jul-10 09:49

Client Sample ID: **SRK 0867**
SVL Sample ID: **W0F0630-13 (Soil)**

Sample Report Page 1 of 1

Sampled: 22-Jun-10 09:00
Received: 24-Jun-10
Sampled By: RJ

Method	Analyte	Result	Units	RL	MDL	Dilution	Batch	Analyst	Analyzed	Notes
Acid/Base Accounting & Sulfur Forms										
Modified Sobek	**ABA**	-17.5	TCaCO3/kT	0.3			N/A		07/02/10 13:00	
Modified Sobek	**AGP**	24.0	TCaCO3/kT	0.3			N/A		07/02/10 13:00	
Modified Sobek	**ANP**	6.4	TCaCO3/kT	0.3	0.01		W027089	LMG	07/01/10 13:58	
Modified Sobek	**Non-extractable Sulfur**	0.01	%	0.01			W027089	HJG	07/02/10 13:00	
Modified Sobek	**Non-Sulfate Sulfur**	0.78	%	0.01			W027089	HJG	07/02/10 11:34	
Modified Sobek	**Pyritic Sulfur**	0.77	%	0.01			N/A		07/02/10 13:00	
Modified Sobek	**Sulfate Sulfur**	0.32	%	0.01			N/A		07/02/10 11:34	
Modified Sobek	**Total Sulfur**	1.10	%	0.01			W027089	HJG	06/29/10 12:01	
Acid/Base Accounting & Sulfur Forms (HCl Wash)										
Modified Sobek	**ABA-HCl**	-11.0	TCaCO3/kT	0.3			N/A		07/02/10 14:01	
Modified Sobek	**AGP-HCl**	17.4	TCaCO3/kT	0.3			N/A		07/02/10 14:01	
Modified Sobek	**Non-extractable Sulfur**	0.01	%	0.01			W027089	HJG	07/02/10 13:00	
Modified Sobek	**Non-Sulfate Sulfur-HCl**	0.57	%	0.01			W027089	HJG	07/02/10 14:01	
Modified Sobek	**Pyritic Sulfur-HCl**	0.56	%	0.01			N/A		07/02/10 14:01	
Modified Sobek	**Sulfate Sulfur-HCl**	0.53	%	0.01			N/A		07/02/10 14:01	
Modified Sobek	**Total Sulfur**	1.10	%	0.01			W027089	HJG	06/29/10 12:01	
Classical Chemistry Parameters										
ASA 9	**Paste pH**	6.46	pH Units				W027102	HJG	07/06/10 11:59	
NAG	NAG@pH 4.5	0.00	kg H2SO4/T				W027094	HJG	06/30/10 15:29	
NAG	NAG@pH 7	0.00	kg H2SO4/T				W027094	HJG	06/30/10 15:29	
NAG Australian	**NAG Australian**	4.35	pH Units				W027094	HJG	06/30/10 15:29	

This data has been reviewed for accuracy and has been authorized for release by the Laboratory Director or designee.

Nan Wilson
Laboratory Director

One Government Gulch - PO Box 929 Kellogg ID 83837-0929 (208) 784-1258 Fax (208) 783-0891

McClelland Laboratories Inc
1016 Greg Street
Sparks, NV 89431

Project Name: Routine / 3438
Work Order: **W0F0630**
Reported: 07-Jul-10 09:49

Client Sample ID: **SRK 0868**
SVL Sample ID: **W0F0630-14 (Soil)**

Sampled: 22-Jun-10 09:00
Received: 24-Jun-10
Sampled By: RJ

Method	Analyte	Result	Units	RL	MDL	Dilution	Batch	Analyst	Analyzed	Notes
Acid/Base Accounting & Sulfur Forms										
Modified Sobek	**ABA**	2.8	TCaCO3/kT	0.3			N/A		07/02/10 13:08	
Modified Sobek	**AGP**	5.4	TCaCO3/kT	0.3			N/A		07/02/10 13:08	
Modified Sobek	**ANP**	8.3	TCaCO3/kT	0.3	0.01		W027089	LMG	07/01/10 13:58	
Modified Sobek	Non-extractable Sulfur	< 0.01	%	0.01			W027089	HJG	07/02/10 13:08	
Modified Sobek	**Non-Sulfate Sulfur**	0.17	%	0.01			W027089	HJG	07/02/10 11:37	
Modified Sobek	**Pyritic Sulfur**	0.17	%	0.01			N/A		07/02/10 13:08	
Modified Sobek	**Sulfate Sulfur**	0.16	%	0.01			N/A		07/02/10 11:37	
Modified Sobek	**Total Sulfur**	0.33	%	0.01			W027089	HJG	06/29/10 12:04	
Acid/Base Accounting & Sulfur Forms (HCl Wash)										
Modified Sobek	**ABA-HCl**	4.6	TCaCO3/kT	0.3			N/A		07/02/10 14:04	
Modified Sobek	**AGP-HCl**	3.6	TCaCO3/kT	0.3			N/A		07/02/10 14:04	
Modified Sobek	Non-extractable Sulfur	< 0.01	%	0.01			W027089	HJG	07/02/10 13:08	
Modified Sobek	**Non-Sulfate Sulfur-HCl**	0.12	%	0.01			W027089	HJG	07/02/10 14:04	
Modified Sobek	**Pyritic Sulfur-HCl**	0.12	%	0.01			N/A		07/02/10 14:04	
Modified Sobek	**Sulfate Sulfur-HCl**	0.21	%	0.01			N/A		07/02/10 14:04	
Modified Sobek	**Total Sulfur**	0.33	%	0.01			W027089	HJG	06/29/10 12:04	
Classical Chemistry Parameters										
ASA 9	**Paste pH**	6.60	pH Units				W027102	HJG	07/06/10 11:59	
NAG	NAG@pH 4.5	0.00	kg H2SO4/T				W027094	HJG	06/30/10 15:29	
NAG	NAG@pH 7	0.00	kg H2SO4/T				W027094	HJG	06/30/10 15:29	
NAG Australian	**NAG Australian**	4.43	pH Units				W027094	HJG	06/30/10 15:29	

This data has been reviewed for accuracy and has been authorized for release by the Laboratory Director or designee.

Nan Wilson
Laboratory Director

One Government Gulch - PO Box 929 Kellogg ID 83837-0929 (208) 784-1258 Fax (208) 783-0891

McClelland Laboratories Inc
1016 Greg Street
Sparks, NV 89431

Project Name: Routine / 3438
Work Order: **W0F0630**
Reported: 07-Jul-10 09:49

Client Sample ID: **SRK 0869**
SVL Sample ID: **W0F0630-15 (Soil)**

Sampled: 22-Jun-10 09:00
Received: 24-Jun-10
Sampled By: RJ

Method	Analyte	Result	Units	RL	MDL	Dilution	Batch	Analyst	Analyzed	Notes
Acid/Base Accounting & Sulfur Forms										
Modified Sobek	**ABA**	-13.0	TCaCO3/kT	0.3			N/A		07/02/10 13:11	
Modified Sobek	**AGP**	25.4	TCaCO3/kT	0.3			N/A		07/02/10 13:11	
Modified Sobek	**ANP**	12.4	TCaCO3/kT	0.3	0.01		W027089	LMG	07/01/10 13:58	
Modified Sobek	Non-extractable Sulfur	< 0.01	%	0.01			W027089	HJG	07/02/10 13:11	
Modified Sobek	**Non-Sulfate Sulfur**	0.81	%	0.01			W027089	HJG	07/02/10 11:41	
Modified Sobek	**Pyritic Sulfur**	0.81	%	0.01			N/A		07/02/10 13:11	
Modified Sobek	**Sulfate Sulfur**	0.35	%	0.01			N/A		07/02/10 11:41	
Modified Sobek	**Total Sulfur**	1.16	%	0.01			W027089	HJG	06/29/10 12:07	
Acid/Base Accounting & Sulfur Forms (HCl Wash)										
Modified Sobek	**ABA-HCl**	-3.3	TCaCO3/kT	0.3			N/A		07/02/10 14:12	
Modified Sobek	**AGP-HCl**	15.7	TCaCO3/kT	0.3			N/A		07/02/10 14:12	
Modified Sobek	Non-extractable Sulfur	< 0.01	%	0.01			W027089	HJG	07/02/10 13:11	
Modified Sobek	**Non-Sulfate Sulfur-HCl**	0.50	%	0.01			W027089	HJG	07/02/10 14:12	
Modified Sobek	**Pyritic Sulfur-HCl**	0.50	%	0.01			N/A		07/02/10 14:12	
Modified Sobek	**Sulfate Sulfur-HCl**	0.66	%	0.01			N/A		07/02/10 14:12	
Modified Sobek	**Total Sulfur**	1.16	%	0.01			W027089	HJG	06/29/10 12:07	
Classical Chemistry Parameters										
ASA 9	**Paste pH**	7.17	pH Units				W027102	HJG	07/06/10 11:59	
NAG	NAG@pH 4.5	0.00	kg H2SO4/T				W027094	HJG	06/30/10 15:29	
NAG	NAG@pH 7	0.00	kg H2SO4/T				W027094	HJG	06/30/10 15:29	
NAG Australian	**NAG Australian**	5.26	pH Units				W027094	HJG	06/30/10 15:29	

This data has been reviewed for accuracy and has been authorized for release by the Laboratory Director or designee.

Nan Wilson
Laboratory Director

One Government Gulch - PO Box 929 Kellogg ID 83837-0929 (208) 784-1258 Fax (208) 783-0891

McClelland Laboratories Inc
1016 Greg Street
Sparks, NV 89431

Project Name: Routine / 3438
Work Order: **W0F0630**
Reported: 07-Jul-10 09:49

Client Sample ID: **SRK 0870**
SVL Sample ID: **W0F0630-16 (Soil)**

Sampled: 22-Jun-10 09:00
Received: 24-Jun-10
Sampled By: RJ

Method	Analyte	Result	Units	RL	MDL	Dilution	Batch	Analyst	Analyzed	Notes
Acid/Base Accounting & Sulfur Forms										
Modified Sobek	**ABA**	8.6	TCaCO3/kT	0.3			N/A		07/02/10 13:14	
Modified Sobek	**AGP**	1.0	TCaCO3/kT	0.3			N/A		07/02/10 13:14	
Modified Sobek	**ANP**	9.6	TCaCO3/kT	0.3	0.01		W027089	LMG	07/01/10 13:58	
Modified Sobek	Non-extractable Sulfur	< 0.01	%	0.01			W027089	HJG	07/02/10 13:14	
Modified Sobek	**Non-Sulfate Sulfur**	0.03	%	0.01			W027089	HJG	07/02/10 11:43	
Modified Sobek	**Pyritic Sulfur**	0.03	%	0.01			N/A		07/02/10 13:14	
Modified Sobek	**Sulfate Sulfur**	0.17	%	0.01			N/A		07/02/10 11:43	
Modified Sobek	**Total Sulfur**	0.20	%	0.01			W027089	HJG	06/29/10 12:10	
Acid/Base Accounting & Sulfur Forms (HCl Wash)										
Modified Sobek	**ABA-HCl**	8.9	TCaCO3/kT	0.3			N/A		07/02/10 14:15	
Modified Sobek	**AGP-HCl**	0.7	TCaCO3/kT	0.3			N/A		07/02/10 14:15	
Modified Sobek	Non-extractable Sulfur	< 0.01	%	0.01			W027089	HJG	07/02/10 13:14	
Modified Sobek	**Non-Sulfate Sulfur-HCl**	0.02	%	0.01			W027089	HJG	07/02/10 14:15	
Modified Sobek	**Pyritic Sulfur-HCl**	0.02	%	0.01			N/A		07/02/10 14:15	
Modified Sobek	**Sulfate Sulfur-HCl**	0.18	%	0.01			N/A		07/02/10 14:15	
Modified Sobek	**Total Sulfur**	0.20	%	0.01			W027089	HJG	06/29/10 12:10	
Classical Chemistry Parameters										
ASA 9	**Paste pH**	6.10	pH Units				W027102	HJG	07/06/10 11:59	
NAG	NAG@pH 4.5	0.00	kg H2SO4/T				W027094	HJG	06/30/10 15:29	
NAG	NAG@pH 7	0.00	kg H2SO4/T				W027094	HJG	06/30/10 15:29	
NAG Australian	**NAG Australian**	7.32	pH Units				W027094	HJG	06/30/10 15:29	

This data has been reviewed for accuracy and has been authorized for release by the Laboratory Director or designee.

Nan Wilson
Laboratory Director

One Government Gulch - PO Box 929 Kellogg ID 83837-0929 (208) 784-1258 Fax (208) 783-0891

McClelland Laboratories Inc
1016 Greg Street
Sparks, NV 89431

Project Name: Routine / 3438
Work Order: **W0F0630**
Reported: 07-Jul-10 09:49

Client Sample ID: **SRK 0871**
SVL Sample ID: **W0F0630-17 (Soil)**

Sampled: 22-Jun-10 09:00
Received: 24-Jun-10
Sampled By: RJ

Method	Analyte	Result	Units	RL	MDL	Dilution	Batch	Analyst	Analyzed	Notes
Acid/Base Accounting & Sulfur Forms										
Modified Sobek	**ABA**	7.8	TCaCO3/kT	0.3			N/A		07/02/10 13:16	
Modified Sobek	**AGP**	0.5	TCaCO3/kT	0.3			N/A		07/02/10 13:16	
Modified Sobek	**ANP**	8.3	TCaCO3/kT	0.3	0.01		W027089	LMG	07/01/10 13:58	
Modified Sobek	Non-extractable Sulfur	< 0.01	%	0.01			W027089	HJG	07/02/10 13:16	
Modified Sobek	**Non-Sulfate Sulfur**	0.01	%	0.01			W027089	HJG	07/02/10 11:46	
Modified Sobek	**Pyritic Sulfur**	0.01	%	0.01			N/A		07/02/10 13:16	
Modified Sobek	Sulfate Sulfur	< 0.01	%	0.01			N/A		07/02/10 11:46	
Modified Sobek	**Total Sulfur**	0.01	%	0.01			W027089	HJG	06/29/10 12:12	
Acid/Base Accounting & Sulfur Forms (HCl Wash)										
Modified Sobek	**ABA-HCl**	7.8	TCaCO3/kT	0.3			N/A		07/02/10 14:17	
Modified Sobek	**AGP-HCl**	0.4	TCaCO3/kT	0.3			N/A		07/02/10 14:17	
Modified Sobek	Non-extractable Sulfur	< 0.01	%	0.01			W027089	HJG	07/02/10 13:16	
Modified Sobek	**Non-Sulfate Sulfur-HCl**	0.01	%	0.01			W027089	HJG	07/02/10 14:17	
Modified Sobek	**Pyritic Sulfur-HCl**	0.01	%	0.01			N/A		07/02/10 14:17	
Modified Sobek	Sulfate Sulfur-HCl	< 0.01	%	0.01			N/A		07/02/10 14:17	
Modified Sobek	**Total Sulfur**	0.01	%	0.01			W027089	HJG	06/29/10 12:12	
Classical Chemistry Parameters										
ASA 9	**Paste pH**	7.09	pH Units				W027102	HJG	07/06/10 11:59	
NAG	NAG@pH 4.5	0.00	kg H2SO4/T				W027094	HJG	06/30/10 15:29	
NAG	NAG@pH 7	0.00	kg H2SO4/T				W027094	HJG	06/30/10 15:29	
NAG Australian	**NAG Australian**	7.64	pH Units				W027094	HJG	06/30/10 15:29	

This data has been reviewed for accuracy and has been authorized for release by the Laboratory Director or designee.

Nan Wilson
Laboratory Director

One Government Gulch - PO Box 929 Kellogg ID 83837-0929 (208) 784-1258 Fax (208) 783-0891

McClelland Laboratories Inc
1016 Greg Street
Sparks, NV 89431

Project Name: Routine / 3438
Work Order: **W0F0630**
Reported: 07-Jul-10 09:49

Client Sample ID: **SRK 0872**
SVL Sample ID: **W0F0630-18 (Soil)**

Sampled: 22-Jun-10 09:00
Received: 24-Jun-10
Sampled By: RJ

Method	Analyte	Result	Units	RL	MDL	Dilution	Batch	Analyst	Analyzed	Notes
Acid/Base Accounting & Sulfur Forms										
Modified Sobek	**ABA**	-13.0	TCaCO3/kT	0.3			N/A		07/06/10 11:10	
Modified Sobek	**AGP**	32.8	TCaCO3/kT	0.3			N/A		07/06/10 11:10	
Modified Sobek	**ANP**	19.8	TCaCO3/kT	0.3	0.01		W027089	LMG	07/01/10 13:58	
Modified Sobek	Non-extractable Sulfur	< 0.01	%	0.01			W027089	HJG	07/02/10 13:19	
Modified Sobek	**Non-Sulfate Sulfur**	1.05	%	0.01			W027089	HJG	07/06/10 11:10	
Modified Sobek	**Pyritic Sulfur**	1.05	%	0.01			N/A		07/06/10 11:10	
Modified Sobek	**Sulfate Sulfur**	0.71	%	0.01			N/A		07/06/10 11:10	
Modified Sobek	**Total Sulfur**	1.76	%	0.01			W027089	HJG	06/29/10 12:21	
Acid/Base Accounting & Sulfur Forms (HCl Wash)										
Modified Sobek	**ABA-HCl**	-17.1	TCaCO3/kT	0.3			N/A		07/02/10 14:20	
Modified Sobek	**AGP-HCl**	36.9	TCaCO3/kT	0.3			N/A		07/02/10 14:20	
Modified Sobek	Non-extractable Sulfur	< 0.01	%	0.01			W027089	HJG	07/02/10 13:19	
Modified Sobek	**Non-Sulfate Sulfur-HCl**	1.18	%	0.01			W027089	HJG	07/02/10 14:20	
Modified Sobek	**Pyritic Sulfur-HCl**	1.18	%	0.01			N/A		07/02/10 14:20	
Modified Sobek	**Sulfate Sulfur-HCl**	0.58	%	0.01			N/A		07/02/10 14:20	
Modified Sobek	**Total Sulfur**	1.76	%	0.01			W027089	HJG	06/29/10 12:21	
Classical Chemistry Parameters										
ASA 9	**Paste pH**	6.29	pH Units				W027102	HJG	07/06/10 11:59	
NAG	**NAG@pH 4.5**	4.70	kg H2SO4/T				W027094	HJG	06/30/10 15:29	
NAG	**NAG@pH 7**	4.12	kg H2SO4/T				W027094	HJG	06/30/10 15:29	
NAG Australian	**NAG Australian**	3.14	pH Units				W027094	HJG	06/30/10 15:29	

This data has been reviewed for accuracy and has been authorized for release by the Laboratory Director or designee.

Nan Wilson
Laboratory Director

One Government Gulch - PO Box 929 Kellogg ID 83837-0929 (208) 784-1258 Fax (208) 783-0891

McClelland Laboratories Inc
1016 Greg Street
Sparks, NV 89431

Project Name: Routine / 3438
Work Order: **W0F0630**
Reported: 07-Jul-10 09:49

Client Sample ID: **SRK 0873**
SVL Sample ID: **W0F0630-19 (Soil)**

Sampled: 22-Jun-10 09:00
Received: 24-Jun-10
Sampled By: RJ

Method	Analyte	Result	Units	RL	MDL	Dilution	Batch	Analyst	Analyzed	Notes
Acid/Base Accounting & Sulfur Forms										
Modified Sobek	**ABA**	-8.5	TCaCO3/kT	0.3			N/A		07/06/10 11:19	
Modified Sobek	**AGP**	40.6	TCaCO3/kT	0.3			N/A		07/06/10 11:19	
Modified Sobek	**ANP**	32.2	TCaCO3/kT	0.3	0.01		W027089	LMG	07/01/10 13:58	
Modified Sobek	Non-extractable Sulfur	< 0.01	%	0.01			W027089	HJG	07/02/10 13:21	
Modified Sobek	**Non-Sulfate Sulfur**	1.30	%	0.01			W027089	HJG	07/06/10 11:19	
Modified Sobek	**Pyritic Sulfur**	1.30	%	0.01			N/A		07/06/10 11:19	
Modified Sobek	**Sulfate Sulfur**	0.33	%	0.01			N/A		07/06/10 11:19	
Modified Sobek	**Total Sulfur**	1.63	%	0.01			W027089	HJG	06/29/10 12:24	
Acid/Base Accounting & Sulfur Forms (HCl Wash)										
Modified Sobek	**ABA-HCl**	-5.0	TCaCO3/kT	0.3			N/A		07/02/10 14:23	
Modified Sobek	**AGP-HCl**	37.2	TCaCO3/kT	0.3			N/A		07/02/10 14:23	
Modified Sobek	Non-extractable Sulfur	< 0.01	%	0.01			W027089	HJG	07/02/10 13:21	
Modified Sobek	**Non-Sulfate Sulfur-HCl**	1.19	%	0.01			W027089	HJG	07/02/10 14:23	
Modified Sobek	**Pyritic Sulfur-HCl**	1.19	%	0.01			N/A		07/02/10 14:23	
Modified Sobek	**Sulfate Sulfur-HCl**	0.44	%	0.01			N/A		07/02/10 14:23	
Modified Sobek	**Total Sulfur**	1.63	%	0.01			W027089	HJG	06/29/10 12:24	
Classical Chemistry Parameters										
ASA 9	**Paste pH**	7.57	pH Units				W027102	HJG	07/06/10 11:59	
NAG	NAG@pH 4.5	0.00	kg H2SO4/T				W027094	HJG	06/30/10 15:29	
NAG	NAG@pH 7	0.00	kg H2SO4/T				W027094	HJG	06/30/10 15:29	
NAG Australian	**NAG Australian**	9.17	pH Units				W027094	HJG	06/30/10 15:29	

This data has been reviewed for accuracy and has been authorized for release by the Laboratory Director or designee.

Nan Wilson
Laboratory Director

One Government Gulch - PO Box 929 Kellogg ID 83837-0929 (208) 784-1258 Fax (208) 783-0891

McClelland Laboratories Inc
1016 Greg Street
Sparks, NV 89431

Project Name: Routine / 3438
Work Order: **W0F0630**
Reported: 07-Jul-10 09:49

Client Sample ID: **SRK 0874**
SVL Sample ID: **W0F0630-20 (Soil)**

Sampled: 22-Jun-10 09:00
Received: 24-Jun-10
Sampled By: RJ

Method	Analyte	Result	Units	RL	MDL	Dilution	Batch	Analyst	Analyzed	Notes
Acid/Base Accounting & Sulfur Forms										
Modified Sobek	**ABA**	25.3	TCaCO3/kT	0.3			N/A		07/01/10 13:58	
Modified Sobek	AGP	< 0.3	TCaCO3/kT	0.3			N/A		06/29/10 12:26	
Modified Sobek	**ANP**	25.3	TCaCO3/kT	0.3	0.01		W027089	LMG	07/01/10 13:58	
Modified Sobek	Non-extractable Sulfur	< 0.01	%	0.01			W027089	HJG	06/29/10 12:26	
Modified Sobek	Non-Sulfate Sulfur	< 0.01	%	0.01			W027089	HJG	06/29/10 12:26	
Modified Sobek	Pyritic Sulfur	< 0.01	%	0.01			N/A		06/29/10 12:26	
Modified Sobek	Sulfate Sulfur	< 0.01	%	0.01			N/A		06/29/10 12:26	
Modified Sobek	Total Sulfur	< 0.01	%	0.01			W027089	HJG	06/29/10 12:26	
Acid/Base Accounting & Sulfur Forms (HCl Wash)										
Modified Sobek	**ABA-HCl**	25.3	TCaCO3/kT	0.3			N/A		07/01/10 13:58	
Modified Sobek	AGP-HCl	< 0.3	TCaCO3/kT	0.3			N/A		06/29/10 12:26	
Modified Sobek	Non-extractable Sulfur	< 0.01	%	0.01			W027089	HJG	06/29/10 12:26	
Modified Sobek	Non-Sulfate Sulfur-HCl	< 0.01	%	0.01			W027089	HJG	06/29/10 12:26	
Modified Sobek	Pyritic Sulfur-HCl	< 0.01	%	0.01			N/A		06/29/10 12:26	
Modified Sobek	Sulfate Sulfur-HCl	< 0.01	%	0.01			N/A		06/29/10 12:26	
Modified Sobek	Total Sulfur	< 0.01	%	0.01			W027089	HJG	06/29/10 12:26	
Classical Chemistry Parameters										
ASA 9	**Paste pH**	8.25	pH Units				W027102	HJG	07/06/10 11:59	
NAG	NAG@pH 4.5	0.00	kg H2SO4/T				W027094	HJG	06/30/10 15:29	
NAG	NAG@pH 7	0.00	kg H2SO4/T				W027094	HJG	06/30/10 15:29	
NAG Australian	**NAG Australian**	7.31	pH Units				W027094	HJG	06/30/10 15:29	

This data has been reviewed for accuracy and has been authorized for release by the Laboratory Director or designee.

Nan Wilson
Laboratory Director

One Government Gulch - PO Box 929 Kellogg ID 83837-0929 (208) 784-1258 Fax (208) 783-0891

McClelland Laboratories Inc
1016 Greg Street
Sparks, NV 89431

Project Name: Routine / 3438
Work Order: **W0F0630**
Reported: 07-Jul-10 09:49

Quality Control - BLANK Data

Method	Analyte	Units	Result	MDL	MRL	Batch ID	Analyzed	Notes
Acid/Base Accounting & Sulfur Forms								
Modified Sobek	ANP	TCaCO3/kT	<0.3	0.01	0.3	W027089	01-Jul-10	
Modified Sobek	Non-Sulfate Sulfur	%	<0.01		0.01	W027089	02-Jul-10	
Modified Sobek	Total Sulfur	%	<0.01		0.01	W027089	29-Jun-10	
Modified Sobek	Non-extractable Sulfur	%	<0.01		0.01	W027089	02-Jul-10	
Acid/Base Accounting & Sulfur Forms (HCl Wash)								
Modified Sobek	Non-Sulfate Sulfur-HCl	%	<0.01		0.01	W027089	02-Jul-10	
Modified Sobek	Total Sulfur	%	<0.01		0.01	W027089	29-Jun-10	
Modified Sobek	Non-extractable Sulfur	%	<0.01		0.01	W027089	02-Jul-10	

Quality Control - LABORATORY CONTROL SAMPLE Data

Method	Analyte	Units	LCS Result	LCS True	% Rec.	Acceptance Limits	Batch ID	Analyzed	Notes
Acid/Base Accounting & Sulfur Forms									
Modified Sobek	ANP	TCaCO3/kT	23.9	24.9	96.0	80 - 120	W027089	01-Jul-10	
Modified Sobek	Total Sulfur	%	3.27	3.21	102	80 - 120	W027089	29-Jun-10	
Acid/Base Accounting & Sulfur Forms (HCl Wash)									
Modified Sobek	Total Sulfur	%	3.27	3.21	102	80 - 120	W027089	29-Jun-10	
Classical Chemistry Parameters									
ASA 9	Paste pH	pH Units	6.23	6.36	98.0	80 - 120	W027102	06-Jul-10	

Quality Control - DUPLICATE Data

Method	Analyte	Units	Duplicate Result	Sample Result	RPD	RPD Limit	Batch ID	Analyzed	Notes
Acid/Base Accounting & Sulfur Forms									
Modified Sobek	ANP	TCaCO3/kT	5.1	6.0	16.7	20	W027089	01-Jul-10	
Modified Sobek	Non-Sulfate Sulfur	%	1.08	0.94	14.0	20	W027089	02-Jul-10	
Modified Sobek	Total Sulfur	%	1.36	1.33	2.2	20	W027089	29-Jun-10	
Modified Sobek	Non-extractable Sulfur	%	0.06	0.06	7.1	20	W027089	02-Jul-10	
Acid/Base Accounting & Sulfur Forms (HCl Wash)									
Modified Sobek	Non-Sulfate Sulfur-HCl	%	0.63	0.66	4.4	20	W027089	02-Jul-10	
Modified Sobek	Total Sulfur	%	1.36	1.33	2.2	20	W027089	29-Jun-10	
Modified Sobek	Non-extractable Sulfur	%	0.06	0.06	7.1	20	W027089	02-Jul-10	
Classical Chemistry Parameters									
ASA 9	Paste pH	pH Units	4.81	4.80	0.2	20	W027102	06-Jul-10	
ASA 9	Paste pH	pH Units	8.23	8.40	2.0	20	W027102	06-Jul-10	
NAG	NAG@pH 4.5	kg H2SO4/T	0.780	0.780	0.0	20	W027094	30-Jun-10	
NAG	NAG@pH 7	kg H2SO4/T	10.4	10.2	1.9	20	W027094	30-Jun-10	
NAG Australian	NAG Australian	pH Units	3.82	3.77	1.3	20	W027094	30-Jun-10	

One Government Gulch - PO Box 929 Kellogg ID 83837-0929 (208) 784-1258 Fax (208) 783-0891

McClelland Laboratories Inc
1016 Greg Street
Sparks, NV 89431

Project Name: Routine / 3438
Work Order: **W0F0630**
Reported: 07-Jul-10 09:49

Notes and Definitions

LCS	Laboratory Control Sample (Blank Spike)
RPD	Relative Percent Difference
UDL	A result is less than the detection limit
R > 4S	% recovery not applicable, sample concentration more than four times greater than spike level
<RL	A result is less than the reporting limit
MRL	Method Reporting Limit
MDL	Method Detection Limit
N/A	Not Applicable

Page 1 of 8

CHAIN OF CUSTODY RECORD

SVL Analytical, Inc. • One Government Gulch • Kellogg, ID 83837 • (208) 784-1258 • FAX: (208) 783-0891

FOR SVL USE ONLY
SVL JOB #

TEMP on Receipt: W0F063D

Table 1. -- Matrix Type
1 = Surface Water, 2 = Ground Water
3 = Soil/Sediment, 4 = Rinsate, 5 = Oil
6 = Waste, 7 = Other ____

Report to Company: McClelland Labs Inc.
Contact: Gene McClelland
Address: 1016 Greg Street
Sparks NV 89431
Phone Number: 775-356-1300
FAX Number: 775-356-8917
E-mail: mli@mettest.com

Invoice Sent To: Same
Contact:
Address:
Phone Number:
FAX Number:
PO#:

Project Name: 3438
Sampler's Signature:

Indicate State of sample origination: _____ **USACE?** ☐ Yes ☐ No

	Sample ID	Collection Date	Collection Time	Collected by: (Init.)	Misc. Matrix Type (From Table 1)	Misc. No. of Containers	Preservative(s) Unpreserved	HNO_3 Filtered	HNO_3 Unfiltered	HCl	H_2SO_4	NaOH	Other (Specify)	Analyses Required: Mod ABA w/paste pH	Analyses Required: (hot water,HCL,and HNO3)	Analyses Required: Australian NAG	Rush Instructions (Days)	Comments
	Please take care to distinguish between: 1 and I, 2 and Z, 5 and S, ø and O. Thanks!																	
1	SRK 0854	6/22/10	9:00	RJ	3	1								x	x	x		Copy to: McClelland Labs 1016 Greg St. Sparks, NV 89431 mli@mettest.com
2	SRK 0855																	
3	SRK 0856																	
4	SRK 0857																	
5	SRK 0858																	
6	SRK 0859																	
7	SRK 0860																	
8	SRK 0861																	
9	SRK 0862																	
10	SRK 0864																	

Relinquished by: _____ Date: 6/22/10 Time: 9:00 Received by: _____
Relinquished by: _____ Date: _____ Time: _____ Received by: R. Stribling Date: 6/24/10 Time: 13:00

* Sample Reject: ☐ Return ☐ Dispose ☐ Store (30 Days)

White: LAB COPY Yellow: CUSTOMER COPY

SVL COC 9/05

* no date or time on sample labels. RS 6/24/10

SVL ANALYTICAL

CHAIN OF CUSTODY RECORD

SVL Analytical, Inc. • One Government Gulch • Kellogg, ID 83837 • (208) 784-1258 • FAX: (208) 783-0891

FOR SVL USE ONLY
SVL JOB #

TEMP on Receipt: WOF0630

Table 1. -- Matrix Type
1 = Surface Water, 2 = Ground Water
3 = Soil/Sediment, 4 = Rinsate, 5 = Oil
6 = Waste, 7 = Other

Report to Company: McClelland Labs Inc.
Contact: Gene McClelland
Address: 1016 Greg Street
Sparks NV 89431
Phone Number: 775-356-1300
FAX Number: 775-356-8917
E-mail: mli@mettest.com

Invoice Sent To: Same
Contact:
Address:
Phone Number:
FAX Number:
PO#:

Project Name: 3438
Sampler's Signature: [signature]

Indicate State of sample origination: _____ **USACE?** ☐ Yes ☐ No

	Sample ID	Collection Date	Collection Time	Collected by: (Init.)	Misc. Matrix Type (From Table 1)	Misc. No. of Containers	Preservative(s) Unpreserved	HNO_3 Filtered	HNO_3 Unfiltered	HCl	H_2SO_4	NaOH	Other (Specify)	Analyses Required: Mod ABA w paste pH	(hot water, HCL,and HNO3)	Australian NAG	Rush Instructions (Days)	Comments
1	SRK 0865	6/22/10	9:00	RJ	3	1								x	x	x		Copy to: McClelland Labs 1016 Greg St. Sparks, NV 89431 mli@mettest.com
2	SRK 0866	↓	↓	↓	↓	↓								↓	↓	↓		
3	SRK 0867	↓	↓	↓	↓	↓								↓	↓	↓		
4	SRK 0868	↓	↓	↓	↓	↓								↓	↓	↓		
5	SRK 0869	↓	↓	↓	↓	↓								↓	↓	↓		
6	SRK 0870	↓	↓	↓	↓	↓								↓	↓	↓		
7	SRK 0871	↓	↓	↓	↓	↓								↓	↓	↓		
8	SRK 0872	↓	↓	↓	↓	↓								↓	↓	↓		
9	SRK 0873	↓	↓	↓	↓	↓								↓	↓	↓		
10	SRK 0874	↓	↓	↓	↓	↓								↓	↓	↓		

Relinquished by: [signature] Date: 6/22/10 Time: 9:00 Received by: R. Strubbing Date: 6/24/10 Time: 13:00
Relinquished by: Date: Time: Received by: Date: Time:

* Sample Reject: ☐ Return ☐ Dispose ☐ Store (30 Days)

White: LAB COPY Yellow: CUSTOMER COPY

SVL-COC 9/05

One Government Gulch - PO Box 929 Kellogg ID 83837-0929 (208) 784-1258 Fax (208) 783-0891

McClelland Laboratories Inc
1016 Greg Street
Sparks, NV 89431

Project Name: Routine / 3438
Work Order: **W0F0636**
Reported: 08-Jul-10 09:58

ANALYTICAL REPORT FOR SAMPLES

Sample ID	Laboratory ID	Matrix	Date Sampled	Sampled By	Date Received
SRK 0875	W0F0636-01	Soil	22-Jun-10 09:00	RJ	24-Jun-2010
SRK 0876	W0F0636-02	Soil	22-Jun-10 09:00	RJ	24-Jun-2010
SRK 0877	W0F0636-03	Soil	22-Jun-10 09:00	RJ	24-Jun-2010
SRK 0878	W0F0636-04	Soil	22-Jun-10 09:00	RJ	24-Jun-2010
604552	W0F0636-05	Soil	22-Jun-10 09:00	RJ	24-Jun-2010
604562	W0F0636-06	Soil	22-Jun-10 09:00	RJ	24-Jun-2010
604568	W0F0636-07	Soil	22-Jun-10 09:00	RJ	24-Jun-2010
604569	W0F0636-08	Soil	22-Jun-10 09:00	RJ	24-Jun-2010
604571	W0F0636-09	Soil	22-Jun-10 09:00	RJ	24-Jun-2010
604601	W0F0636-10	Soil	22-Jun-10 09:00	RJ	24-Jun-2010
604606	W0F0636-11	Soil	22-Jun-10 09:00	RJ	24-Jun-2010
604638	W0F0636-12	Soil	22-Jun-10 09:00	RJ	24-Jun-2010
604639	W0F0636-13	Soil	22-Jun-10 09:00	RJ	24-Jun-2010
604653	W0F0636-14	Soil	22-Jun-10 09:00	RJ	24-Jun-2010
604656	W0F0636-15	Soil	22-Jun-10 09:00	RJ	24-Jun-2010
604657	W0F0636-16	Soil	22-Jun-10 09:00	RJ	24-Jun-2010
604669	W0F0636-17	Soil	22-Jun-10 09:00	RJ	24-Jun-2010
604672	W0F0636-18	Soil	22-Jun-10 09:00	RJ	24-Jun-2010
604673	W0F0636-19	Soil	22-Jun-10 09:00	RJ	24-Jun-2010
604675	W0F0636-20	Soil	22-Jun-10 09:00	RJ	24-Jun-2010

Solid samples are analyzed on an as-received, wet-weight basis, unless otherwise requested.
Sample preparation is defined by the client as per their Data Quality Objectives.
This report supercedes any previous reports for this Work Order. The complete report includes pages for each sample, a full QC report, and a notes section.
The results presented in this report relate only to the samples, and meet all requirements of the NELAC Standards unless otherwise noted.

Case Narrative

Nevada does not accredit for NAG, ABA and Sulfur Forms. HCl wash added per NDEP directive.

One Government Gulch - PO Box 929 Kellogg ID 83837-0929 (208) 784-1258 Fax (208) 783-0891

McClelland Laboratories Inc
1016 Greg Street
Sparks, NV 89431

Project Name: Routine / 3438
Work Order: **W0F0636**
Reported: 08-Jul-10 09:58

Client Sample ID: **SRK 0875**
SVL Sample ID: **W0F0636-01 (Soil)**

Sampled: 22-Jun-10 09:00
Received: 24-Jun-10
Sampled By: RJ

Method	Analyte	Result	Units	RL	MDL	Dilution	Batch	Analyst	Analyzed	Notes
Acid/Base Accounting & Sulfur Forms										
Modified Sobek	**ABA**	1.6	TCaCO3/kT	0.3			N/A		07/05/10 20:00	
Modified Sobek	**AGP**	23.9	TCaCO3/kT	0.3			N/A		07/05/10 20:00	
Modified Sobek	**ANP**	25.4	TCaCO3/kT	0.3	0.01		W027090	LMG	07/02/10 13:49	
Modified Sobek	Non-extractable Sulfur	< 0.01	%	0.01			W027090	HJG	07/05/10 20:00	
Modified Sobek	**Non-Sulfate Sulfur**	0.76	%	0.01			W027090	HJG	07/05/10 18:37	
Modified Sobek	**Pyritic Sulfur**	0.76	%	0.01			N/A		07/05/10 20:00	
Modified Sobek	**Sulfate Sulfur**	0.47	%	0.01			N/A		07/05/10 18:37	
Modified Sobek	**Total Sulfur**	1.23	%	0.01			W027090	HJG	06/30/10 09:48	
Acid/Base Accounting & Sulfur Forms (HCl Wash)										
Modified Sobek	**ABA-HCl**	3.7	TCaCO3/kT	0.3			N/A		07/06/10 09:47	
Modified Sobek	**AGP-HCl**	21.8	TCaCO3/kT	0.3			N/A		07/06/10 09:47	
Modified Sobek	Non-extractable Sulfur	< 0.01	%	0.01			W027090	HJG	07/05/10 20:00	
Modified Sobek	**Non-Sulfate Sulfur-HCl**	0.70	%	0.01			W027090	HJG	07/06/10 09:47	
Modified Sobek	**Pyritic Sulfur-HCl**	0.70	%	0.01			N/A		07/06/10 09:47	
Modified Sobek	**Sulfate Sulfur-HCl**	0.53	%	0.01			N/A		07/06/10 09:47	
Modified Sobek	**Total Sulfur**	1.23	%	0.01			W027090	HJG	06/30/10 09:48	
Classical Chemistry Parameters										
ASA 9	**Paste pH**	8.01	pH Units				W027103	HJG	07/07/10 12:47	
NAG	NAG@pH 4.5	0.00	kg H2SO4/T				W027095	HJG	06/30/10 15:25	
NAG	NAG@pH 7	0.00	kg H2SO4/T				W027095	HJG	06/30/10 15:25	
NAG Australian	**NAG Australian**	8.55	pH Units				W027095	HJG	06/30/10 15:25	

This data has been reviewed for accuracy and has been authorized for release by the Laboratory Director or designee.

Larry Drew
Technical Director

One Government Gulch - PO Box 929 Kellogg ID 83837-0929 (208) 784-1258 Fax (208) 783-0891

McClelland Laboratories Inc
1016 Greg Street
Sparks, NV 89431

Project Name: Routine / 3438
Work Order: **W0F0636**
Reported: 08-Jul-10 09:58

Client Sample ID: **SRK 0876**
SVL Sample ID: **W0F0636-02 (Soil)**

Sample Report Page 1 of 1

Sampled: 22-Jun-10 09:00
Received: 24-Jun-10
Sampled By: RJ

Method	Analyte	Result	Units	RL	MDL	Dilution	Batch	Analyst	Analyzed	Notes
Acid/Base Accounting & Sulfur Forms										
Modified Sobek	**ABA**	-7.2	TCaCO3/kT	0.3			N/A		07/05/10 20:02	
Modified Sobek	**AGP**	24.3	TCaCO3/kT	0.3			N/A		07/05/10 20:02	
Modified Sobek	**ANP**	17.1	TCaCO3/kT	0.3	0.01		W027090	LMG	07/02/10 13:49	
Modified Sobek	Non-extractable Sulfur	< 0.01	%	0.01			W027090	HJG	07/05/10 20:02	
Modified Sobek	**Non-Sulfate Sulfur**	0.78	%	0.01			W027090	HJG	07/05/10 18:41	
Modified Sobek	**Pyritic Sulfur**	0.78	%	0.01			N/A		07/05/10 20:02	
Modified Sobek	**Sulfate Sulfur**	0.52	%	0.01			N/A		07/05/10 18:41	
Modified Sobek	**Total Sulfur**	1.30	%	0.01			W027090	HJG	06/30/10 09:51	
Acid/Base Accounting & Sulfur Forms (HCl Wash)										
Modified Sobek	**ABA-HCl**	-9.0	TCaCO3/kT	0.3			N/A		07/06/10 09:52	
Modified Sobek	**AGP-HCl**	26.1	TCaCO3/kT	0.3			N/A		07/06/10 09:52	
Modified Sobek	Non-extractable Sulfur	< 0.01	%	0.01			W027090	HJG	07/05/10 20:02	
Modified Sobek	**Non-Sulfate Sulfur-HCl**	0.84	%	0.01			W027090	HJG	07/06/10 09:52	
Modified Sobek	**Pyritic Sulfur-HCl**	0.84	%	0.01			N/A		07/06/10 09:52	
Modified Sobek	**Sulfate Sulfur-HCl**	0.46	%	0.01			N/A		07/06/10 09:52	
Modified Sobek	**Total Sulfur**	1.30	%	0.01			W027090	HJG	06/30/10 09:51	
Classical Chemistry Parameters										
ASA 9	**Paste pH**	7.88	pH Units				W027103	HJG	07/07/10 12:47	
NAG	NAG@pH 4.5	0.00	kg H2SO4/T				W027095	HJG	06/30/10 15:25	
NAG	NAG@pH 7	0.00	kg H2SO4/T				W027095	HJG	06/30/10 15:25	
NAG Australian	**NAG Australian**	9.01	pH Units				W027095	HJG	06/30/10 15:25	

This data has been reviewed for accuracy and has been authorized for release by the Laboratory Director or designee.

Larry Drew
Technical Director

One Government Gulch - PO Box 929 Kellogg ID 83837-0929 (208) 784-1258 Fax (208) 783-0891

McClelland Laboratories Inc
1016 Greg Street
Sparks, NV 89431

Project Name: Routine / 3438
Work Order: **W0F0636**
Reported: 08-Jul-10 09:58

Client Sample ID: **SRK 0877**
SVL Sample ID: **W0F0636-03 (Soil)**

Sample Report Page 1 of 1

Sampled: 22-Jun-10 09:00
Received: 24-Jun-10
Sampled By: RJ

Method	Analyte	Result	Units	RL	MDL	Dilution	Batch	Analyst	Analyzed	Notes
Acid/Base Accounting & Sulfur Forms										
Modified Sobek	**ABA**	303	TCaCO3/kT	0.3			N/A		07/05/10 20:05	
Modified Sobek	AGP	< 0.3	TCaCO3/kT	0.3			N/A		07/05/10 20:05	
Modified Sobek	**ANP**	303	TCaCO3/kT	0.3	0.01		W027090	LMG	07/02/10 13:49	
Modified Sobek	Non-extractable Sulfur	< 0.01	%	0.01			W027090	HJG	07/05/10 20:05	
Modified Sobek	Non-Sulfate Sulfur	< 0.01	%	0.01			W027090	HJG	07/05/10 18:43	
Modified Sobek	Pyritic Sulfur	< 0.01	%	0.01			N/A		07/05/10 20:05	
Modified Sobek	**Sulfate Sulfur**	0.01	%	0.01			N/A		07/05/10 18:43	
Modified Sobek	**Total Sulfur**	0.01	%	0.01			W027090	HJG	06/30/10 09:54	
Acid/Base Accounting & Sulfur Forms (HCl Wash)										
Modified Sobek	**ABA-HCl**	303	TCaCO3/kT	0.3			N/A		07/06/10 09:54	
Modified Sobek	AGP-HCl	< 0.3	TCaCO3/kT	0.3			N/A		07/06/10 09:54	
Modified Sobek	Non-extractable Sulfur	< 0.01	%	0.01			W027090	HJG	07/05/10 20:05	
Modified Sobek	**Non-Sulfate Sulfur-HCl**	0.01	%	0.01			W027090	HJG	07/06/10 09:54	
Modified Sobek	Pyritic Sulfur-HCl	< 0.01	%	0.01			N/A		07/06/10 09:54	
Modified Sobek	**Sulfate Sulfur-HCl**	0.01	%	0.01			N/A		07/06/10 09:54	
Modified Sobek	**Total Sulfur**	0.01	%	0.01			W027090	HJG	06/30/10 09:54	
Classical Chemistry Parameters										
ASA 9	**Paste pH**	8.17	pH Units				W027103	HJG	07/07/10 12:47	
NAG	NAG@pH 4.5	0.00	kg H2SO4/T				W027095	HJG	06/30/10 15:25	
NAG	NAG@pH 7	0.00	kg H2SO4/T				W027095	HJG	06/30/10 15:25	
NAG Australian	**NAG Australian**	9.70	pH Units				W027095	HJG	06/30/10 15:25	

This data has been reviewed for accuracy and has been authorized for release by the Laboratory Director or designee.

Larry Drew
Technical Director

One Government Gulch - PO Box 929 Kellogg ID 83837-0929 (208) 784-1258 Fax (208) 783-0891

McClelland Laboratories Inc
1016 Greg Street
Sparks, NV 89431

Project Name: Routine / 3438
Work Order: **W0F0636**
Reported: 08-Jul-10 09:58

Client Sample ID: **SRK 0878**
SVL Sample ID: **W0F0636-04 (Soil)**

Sampled: 22-Jun-10 09:00
Received: 24-Jun-10
Sampled By: RJ

Method	Analyte	Result	Units	RL	MDL	Dilution	Batch	Analyst	Analyzed	Notes
Acid/Base Accounting & Sulfur Forms										
Modified Sobek	**ABA**	472	TCaCO3/kT	0.3			N/A		07/02/10 13:49	
Modified Sobek	AGP	< 0.3	TCaCO3/kT	0.3			N/A		06/30/10 09:57	
Modified Sobek	**ANP**	472	TCaCO3/kT	0.3	0.01		W027090	LMG	07/02/10 13:49	
Modified Sobek	Non-extractable Sulfur	< 0.01	%	0.01			W027090	HJG	06/30/10 09:57	
Modified Sobek	Non-Sulfate Sulfur	< 0.01	%	0.01			W027090	HJG	06/30/10 09:57	
Modified Sobek	Pyritic Sulfur	< 0.01	%	0.01			N/A		06/30/10 09:57	
Modified Sobek	Sulfate Sulfur	< 0.01	%	0.01			N/A		06/30/10 09:57	
Modified Sobek	Total Sulfur	< 0.01	%	0.01			W027090	HJG	06/30/10 09:57	
Acid/Base Accounting & Sulfur Forms (HCl Wash)										
Modified Sobek	**ABA-HCl**	472	TCaCO3/kT	0.3			N/A		07/02/10 13:49	
Modified Sobek	AGP-HCl	< 0.3	TCaCO3/kT	0.3			N/A		06/30/10 09:57	
Modified Sobek	Non-extractable Sulfur	< 0.01	%	0.01			W027090	HJG	06/30/10 09:57	
Modified Sobek	Non-Sulfate Sulfur-HCl	< 0.01	%	0.01			W027090	HJG	06/30/10 09:57	
Modified Sobek	Pyritic Sulfur-HCl	< 0.01	%	0.01			N/A		06/30/10 09:57	
Modified Sobek	Sulfate Sulfur-HCl	< 0.01	%	0.01			N/A		06/30/10 09:57	
Modified Sobek	Total Sulfur	< 0.01	%	0.01			W027090	HJG	06/30/10 09:57	
Classical Chemistry Parameters										
ASA 9	**Paste pH**	8.13	pH Units				W027103	HJG	07/07/10 12:47	
NAG	NAG@pH 4.5	0.00	kg H2SO4/T				W027095	HJG	06/30/10 15:25	
NAG	NAG@pH 7	0.00	kg H2SO4/T				W027095	HJG	06/30/10 15:25	
NAG Australian	**NAG Australian**	10.93	pH Units				W027095	HJG	06/30/10 15:25	

This data has been reviewed for accuracy and has been authorized for release by the Laboratory Director or designee.

Larry Drew
Technical Director

One Government Gulch - PO Box 929 Kellogg ID 83837-0929 (208) 784-1258 Fax (208) 783-0891

McClelland Laboratories Inc
1016 Greg Street
Sparks, NV 89431

Project Name: Routine / 3438
Work Order: **W0F0636**
Reported: 08-Jul-10 09:58

Client Sample ID: **604552**
SVL Sample ID: **W0F0636-05 (Soil)**

Sampled: 22-Jun-10 09:00
Received: 24-Jun-10
Sampled By: RJ

Method	Analyte	Result	Units	RL	MDL	Dilution	Batch	Analyst	Analyzed	Notes
Acid/Base Accounting & Sulfur Forms										
Modified Sobek	**ABA**	-4.6	TCaCO3/kT	0.3			N/A		07/05/10 20:08	
Modified Sobek	**AGP**	12.9	TCaCO3/kT	0.3			N/A		07/05/10 20:08	
Modified Sobek	**ANP**	8.3	TCaCO3/kT	0.3	0.01		W027090	LMG	07/02/10 13:49	
Modified Sobek	Non-extractable Sulfur	< 0.01	%	0.01			W027090	HJG	07/05/10 20:08	
Modified Sobek	**Non-Sulfate Sulfur**	0.41	%	0.01			W027090	HJG	07/05/10 18:46	
Modified Sobek	**Pyritic Sulfur**	0.41	%	0.01			N/A		07/05/10 20:08	
Modified Sobek	**Sulfate Sulfur**	0.20	%	0.01			N/A		07/05/10 18:46	
Modified Sobek	**Total Sulfur**	0.61	%	0.01			W027090	HJG	06/30/10 10:00	
Acid/Base Accounting & Sulfur Forms (HCl Wash)										
Modified Sobek	**ABA-HCl**	-3.2	TCaCO3/kT	0.3			N/A		07/06/10 09:57	
Modified Sobek	**AGP-HCl**	11.6	TCaCO3/kT	0.3			N/A		07/06/10 09:57	
Modified Sobek	Non-extractable Sulfur	< 0.01	%	0.01			W027090	HJG	07/05/10 20:08	
Modified Sobek	**Non-Sulfate Sulfur-HCl**	0.37	%	0.01			W027090	HJG	07/06/10 09:57	
Modified Sobek	**Pyritic Sulfur-HCl**	0.37	%	0.01			N/A		07/06/10 09:57	
Modified Sobek	**Sulfate Sulfur-HCl**	0.24	%	0.01			N/A		07/06/10 09:57	
Modified Sobek	**Total Sulfur**	0.61	%	0.01			W027090	HJG	06/30/10 10:00	
Classical Chemistry Parameters										
ASA 9	**Paste pH**	8.26	pH Units				W027103	HJG	07/07/10 12:47	
NAG	**NAG@pH 4.5**	0.880	kg H2SO4/T				W027095	HJG	06/30/10 15:25	
NAG	**NAG@pH 7**	5.88	kg H2SO4/T				W027095	HJG	06/30/10 15:25	
NAG Australian	**NAG Australian**	3.65	pH Units				W027095	HJG	06/30/10 15:25	

This data has been reviewed for accuracy and has been authorized for release by the Laboratory Director or designee.



Larry Drew
Technical Director

One Government Gulch - PO Box 929 Kellogg ID 83837-0929 (208) 784-1258 Fax (208) 783-0891

McClelland Laboratories Inc
1016 Greg Street
Sparks, NV 89431

Project Name: Routine / 3438
Work Order: **W0F0636**
Reported: 08-Jul-10 09:58

Client Sample ID: **604562**
SVL Sample ID: **W0F0636-06 (Soil)**

Sampled: 22-Jun-10 09:00
Received: 24-Jun-10
Sampled By: RJ

Method	Analyte	Result	Units	RL	MDL	Dilution	Batch	Analyst	Analyzed	Notes
Acid/Base Accounting & Sulfur Forms										
Modified Sobek	**ABA**	-31.5	TCaCO3/kT	0.3			N/A		07/05/10 20:10	
Modified Sobek	**AGP**	47.7	TCaCO3/kT	0.3			N/A		07/05/10 20:10	
Modified Sobek	**ANP**	16.2	TCaCO3/kT	0.3	0.01		W027090	LMG	07/02/10 13:49	
Modified Sobek	**Non-extractable Sulfur**	0.01	%	0.01			W027090	HJG	07/05/10 20:10	
Modified Sobek	**Non-Sulfate Sulfur**	1.54	%	0.01			W027090	HJG	07/05/10 18:50	
Modified Sobek	**Pyritic Sulfur**	1.53	%	0.01			N/A		07/05/10 20:10	
Modified Sobek	**Sulfate Sulfur**	0.35	%	0.01			N/A		07/05/10 18:50	
Modified Sobek	**Total Sulfur**	1.89	%	0.01			W027090	HJG	06/30/10 10:02	
Acid/Base Accounting & Sulfur Forms (HCl Wash)										
Modified Sobek	**ABA-HCl**	-21.2	TCaCO3/kT	0.3			N/A		07/06/10 10:02	
Modified Sobek	**AGP-HCl**	37.4	TCaCO3/kT	0.3			N/A		07/06/10 10:02	
Modified Sobek	**Non-extractable Sulfur**	0.01	%	0.01			W027090	HJG	07/05/10 20:10	
Modified Sobek	**Non-Sulfate Sulfur-HCl**	1.21	%	0.01			W027090	HJG	07/06/10 10:02	
Modified Sobek	**Pyritic Sulfur-HCl**	1.20	%	0.01			N/A		07/06/10 10:02	
Modified Sobek	**Sulfate Sulfur-HCl**	0.68	%	0.01			N/A		07/06/10 10:02	
Modified Sobek	**Total Sulfur**	1.89	%	0.01			W027090	HJG	06/30/10 10:02	
Classical Chemistry Parameters										
ASA 9	**Paste pH**	7.97	pH Units				W027103	HJG	07/07/10 12:47	
NAG	NAG@pH 4.5	0.00	kg H2SO4/T				W027095	HJG	06/30/10 15:25	
NAG	NAG@pH 7	0.00	kg H2SO4/T				W027095	HJG	06/30/10 15:25	
NAG Australian	**NAG Australian**	7.75	pH Units				W027095	HJG	06/30/10 15:25	

This data has been reviewed for accuracy and has been authorized for release by the Laboratory Director or designee.



Larry Drew
Technical Director

One Government Gulch - PO Box 929 Kellogg ID 83837-0929 (208) 784-1258 Fax (208) 783-0891

McClelland Laboratories Inc
1016 Greg Street
Sparks, NV 89431

Project Name: Routine / 3438
Work Order: **W0F0636**
Reported: 08-Jul-10 09:58

Client Sample ID: **604568**
SVL Sample ID: **W0F0636-07 (Soil)**

Sampled: 22-Jun-10 09:00
Received: 24-Jun-10
Sampled By: RJ

Method	Analyte	Result	Units	RL	MDL	Dilution	Batch	Analyst	Analyzed	Notes
Acid/Base Accounting & Sulfur Forms										
Modified Sobek	**ABA**	-8.5	TCaCO3/kT	0.3			N/A		07/05/10 20:13	
Modified Sobek	**AGP**	31.2	TCaCO3/kT	0.3			N/A		07/05/10 20:13	
Modified Sobek	**ANP**	22.7	TCaCO3/kT	0.3	0.01		W027090	LMG	07/02/10 13:49	
Modified Sobek	Non-extractable Sulfur	< 0.01	%	0.01			W027090	HJG	07/05/10 20:13	
Modified Sobek	**Non-Sulfate Sulfur**	1.00	%	0.01			W027090	HJG	07/05/10 18:55	
Modified Sobek	**Pyritic Sulfur**	1.00	%	0.01			N/A		07/05/10 20:13	
Modified Sobek	**Sulfate Sulfur**	0.28	%	0.01			N/A		07/05/10 18:55	
Modified Sobek	**Total Sulfur**	1.28	%	0.01			W027090	HJG	06/30/10 10:05	
Acid/Base Accounting & Sulfur Forms (HCl Wash)										
Modified Sobek	**ABA-HCl**	-0.5	TCaCO3/kT	0.3			N/A		07/06/10 10:04	
Modified Sobek	**AGP-HCl**	23.2	TCaCO3/kT	0.3			N/A		07/06/10 10:04	
Modified Sobek	Non-extractable Sulfur	< 0.01	%	0.01			W027090	HJG	07/05/10 20:13	
Modified Sobek	**Non-Sulfate Sulfur-HCl**	0.74	%	0.01			W027090	HJG	07/06/10 10:04	
Modified Sobek	**Pyritic Sulfur-HCl**	0.74	%	0.01			N/A		07/06/10 10:04	
Modified Sobek	**Sulfate Sulfur-HCl**	0.54	%	0.01			N/A		07/06/10 10:04	
Modified Sobek	**Total Sulfur**	1.28	%	0.01			W027090	HJG	06/30/10 10:05	
Classical Chemistry Parameters										
ASA 9	**Paste pH**	8.20	pH Units				W027103	HJG	07/07/10 12:47	
NAG	NAG@pH 4.5	0.00	kg H2SO4/T				W027095	HJG	06/30/10 15:25	
NAG	NAG@pH 7	0.00	kg H2SO4/T				W027095	HJG	06/30/10 15:25	
NAG Australian	**NAG Australian**	8.47	pH Units				W027095	HJG	06/30/10 15:25	

This data has been reviewed for accuracy and has been authorized for release by the Laboratory Director or designee.



Larry Drew
Technical Director

One Government Gulch - PO Box 929 Kellogg ID 83837-0929 (208) 784-1258 Fax (208) 783-0891

McClelland Laboratories Inc
1016 Greg Street
Sparks, NV 89431

Project Name: Routine / 3438
Work Order: **W0F0636**
Reported: 08-Jul-10 09:58

Client Sample ID: **604569**
SVL Sample ID: **W0F0636-08 (Soil)**

Sampled: 22-Jun-10 09:00
Received: 24-Jun-10
Sampled By: RJ

Method	Analyte	Result	Units	RL	MDL	Dilution	Batch	Analyst	Analyzed	Notes
Acid/Base Accounting & Sulfur Forms										
Modified Sobek	**ABA**	-14.8	TCaCO3/kT	0.3			N/A		07/05/10 20:15	
Modified Sobek	**AGP**	32.8	TCaCO3/kT	0.3			N/A		07/05/10 20:15	
Modified Sobek	**ANP**	18.0	TCaCO3/kT	0.3	0.01		W027090	LMG	07/02/10 13:49	
Modified Sobek	Non-extractable Sulfur	< 0.01	%	0.01			W027090	HJG	07/05/10 20:15	
Modified Sobek	**Non-Sulfate Sulfur**	1.05	%	0.01			W027090	HJG	07/05/10 18:59	
Modified Sobek	**Pyritic Sulfur**	1.05	%	0.01			N/A		07/05/10 20:15	
Modified Sobek	**Sulfate Sulfur**	0.29	%	0.01			N/A		07/05/10 18:59	
Modified Sobek	**Total Sulfur**	1.34	%	0.01			W027090	HJG	06/30/10 10:13	
Acid/Base Accounting & Sulfur Forms (HCl Wash)										
Modified Sobek	**ABA-HCl**	-10.0	TCaCO3/kT	0.3			N/A		07/06/10 10:12	
Modified Sobek	**AGP-HCl**	28.0	TCaCO3/kT	0.3			N/A		07/06/10 10:12	
Modified Sobek	Non-extractable Sulfur	< 0.01	%	0.01			W027090	HJG	07/05/10 20:15	
Modified Sobek	**Non-Sulfate Sulfur-HCl**	0.90	%	0.01			W027090	HJG	07/06/10 10:12	
Modified Sobek	**Pyritic Sulfur-HCl**	0.90	%	0.01			N/A		07/06/10 10:12	
Modified Sobek	**Sulfate Sulfur-HCl**	0.44	%	0.01			N/A		07/06/10 10:12	
Modified Sobek	**Total Sulfur**	1.34	%	0.01			W027090	HJG	06/30/10 10:13	
Classical Chemistry Parameters										
ASA 9	**Paste pH**	8.30	pH Units				W027103	HJG	07/07/10 12:47	
NAG	NAG@pH 4.5	0.00	kg H2SO4/T				W027095	HJG	06/30/10 15:25	
NAG	NAG@pH 7	0.00	kg H2SO4/T				W027095	HJG	06/30/10 15:25	
NAG Australian	**NAG Australian**	8.33	pH Units				W027095	HJG	06/30/10 15:25	

This data has been reviewed for accuracy and has been authorized for release by the Laboratory Director or designee.



Larry Drew
Technical Director

One Government Gulch - PO Box 929 Kellogg ID 83837-0929 (208) 784-1258 Fax (208) 783-0891

McClelland Laboratories Inc
1016 Greg Street
Sparks, NV 89431

Project Name: Routine / 3438
Work Order: **W0F0636**
Reported: 08-Jul-10 09:58

Client Sample ID: **604571**
SVL Sample ID: **W0F0636-09 (Soil)**

Sampled: 22-Jun-10 09:00
Received: 24-Jun-10
Sampled By: RJ

Method	Analyte	Result	Units	RL	MDL	Dilution	Batch	Analyst	Analyzed	Notes
Acid/Base Accounting & Sulfur Forms										
Modified Sobek	**ABA**	-8.9	TCaCO3/kT	0.3			N/A		07/05/10 20:24	
Modified Sobek	**AGP**	27.3	TCaCO3/kT	0.3			N/A		07/05/10 20:24	
Modified Sobek	**ANP**	18.5	TCaCO3/kT	0.3	0.01		W027090	LMG	07/02/10 13:49	
Modified Sobek	Non-extractable Sulfur	< 0.01	%	0.01			W027090	HJG	07/05/10 20:24	
Modified Sobek	**Non-Sulfate Sulfur**	0.88	%	0.01			W027090	HJG	07/05/10 19:03	
Modified Sobek	**Pyritic Sulfur**	0.88	%	0.01			N/A		07/05/10 20:24	
Modified Sobek	**Sulfate Sulfur**	0.34	%	0.01			N/A		07/05/10 19:03	
Modified Sobek	**Total Sulfur**	1.21	%	0.01			W027090	HJG	06/30/10 10:16	
Acid/Base Accounting & Sulfur Forms (HCl Wash)										
Modified Sobek	**ABA-HCl**	-4.3	TCaCO3/kT	0.3			N/A		07/06/10 10:15	
Modified Sobek	**AGP-HCl**	22.8	TCaCO3/kT	0.3			N/A		07/06/10 10:15	
Modified Sobek	Non-extractable Sulfur	< 0.01	%	0.01			W027090	HJG	07/05/10 20:24	
Modified Sobek	**Non-Sulfate Sulfur-HCl**	0.73	%	0.01			W027090	HJG	07/06/10 10:15	
Modified Sobek	**Pyritic Sulfur-HCl**	0.73	%	0.01			N/A		07/06/10 10:15	
Modified Sobek	**Sulfate Sulfur-HCl**	0.48	%	0.01			N/A		07/06/10 10:15	
Modified Sobek	**Total Sulfur**	1.21	%	0.01			W027090	HJG	06/30/10 10:16	
Classical Chemistry Parameters										
ASA 9	**Paste pH**	8.27	pH Units				W027103	HJG	07/07/10 12:47	
NAG	NAG@pH 4.5	0.00	kg H2SO4/T				W027095	HJG	06/30/10 15:25	
NAG	NAG@pH 7	0.00	kg H2SO4/T				W027095	HJG	06/30/10 15:25	
NAG Australian	**NAG Australian**	7.75	pH Units				W027095	HJG	06/30/10 15:25	

This data has been reviewed for accuracy and has been authorized for release by the Laboratory Director or designee.



Larry Drew
Technical Director

One Government Gulch - PO Box 929 Kellogg ID 83837-0929 (208) 784-1258 Fax (208) 783-0891

McClelland Laboratories Inc
1016 Greg Street
Sparks, NV 89431

Project Name: Routine / 3438
Work Order: **W0F0636**
Reported: 08-Jul-10 09:58

Client Sample ID: **604601**
SVL Sample ID: **W0F0636-10 (Soil)**

Sampled: 22-Jun-10 09:00
Received: 24-Jun-10
Sampled By: RJ

Method	Analyte	Result	Units	RL	MDL	Dilution	Batch	Analyst	Analyzed	Notes
Acid/Base Accounting & Sulfur Forms										
Modified Sobek	**ABA**	1.0	TCaCO3/kT	0.3			N/A		07/05/10 20:26	
Modified Sobek	**AGP**	21.2	TCaCO3/kT	0.3			N/A		07/05/10 20:26	
Modified Sobek	**ANP**	22.2	TCaCO3/kT	0.3	0.01		W027090	LMG	07/02/10 13:49	
Modified Sobek	Non-extractable Sulfur	< 0.01	%	0.01			W027090	HJG	07/05/10 20:26	
Modified Sobek	**Non-Sulfate Sulfur**	0.68	%	0.01			W027090	HJG	07/05/10 19:12	
Modified Sobek	**Pyritic Sulfur**	0.68	%	0.01			N/A		07/05/10 20:26	
Modified Sobek	**Sulfate Sulfur**	0.36	%	0.01			N/A		07/05/10 19:12	
Modified Sobek	**Total Sulfur**	1.04	%	0.01			W027090	HJG	06/30/10 10:18	
Acid/Base Accounting & Sulfur Forms (HCl Wash)										
Modified Sobek	**ABA-HCl**	4.5	TCaCO3/kT	0.3			N/A		07/06/10 10:18	
Modified Sobek	**AGP-HCl**	17.7	TCaCO3/kT	0.3			N/A		07/06/10 10:18	
Modified Sobek	Non-extractable Sulfur	< 0.01	%	0.01			W027090	HJG	07/05/10 20:26	
Modified Sobek	**Non-Sulfate Sulfur-HCl**	0.57	%	0.01			W027090	HJG	07/06/10 10:18	
Modified Sobek	**Pyritic Sulfur-HCl**	0.57	%	0.01			N/A		07/06/10 10:18	
Modified Sobek	**Sulfate Sulfur-HCl**	0.47	%	0.01			N/A		07/06/10 10:18	
Modified Sobek	**Total Sulfur**	1.04	%	0.01			W027090	HJG	06/30/10 10:18	
Classical Chemistry Parameters										
ASA 9	**Paste pH**	8.19	pH Units				W027103	HJG	07/07/10 12:47	
NAG	NAG@pH 4.5	0.00	kg H2SO4/T				W027095	HJG	06/30/10 15:25	
NAG	NAG@pH 7	0.00	kg H2SO4/T				W027095	HJG	06/30/10 15:25	
NAG Australian	**NAG Australian**	8.49	pH Units				W027095	HJG	06/30/10 15:25	

This data has been reviewed for accuracy and has been authorized for release by the Laboratory Director or designee.



Larry Drew
Technical Director

One Government Gulch - PO Box 929 Kellogg ID 83837-0929 (208) 784-1258 Fax (208) 783-0891

McClelland Laboratories Inc
1016 Greg Street
Sparks, NV 89431

Project Name: Routine / 3438
Work Order: **W0F0636**
Reported: 08-Jul-10 09:58

Client Sample ID: **604606**
SVL Sample ID: **W0F0636-11 (Soil)**

Sampled: 22-Jun-10 09:00
Received: 24-Jun-10
Sampled By: RJ

Method	Analyte	Result	Units	RL	MDL	Dilution	Batch	Analyst	Analyzed	Notes
Acid/Base Accounting & Sulfur Forms										
Modified Sobek	**ABA**	2.5	TCaCO3/kT	0.3			N/A		07/05/10 20:29	
Modified Sobek	**AGP**	21.1	TCaCO3/kT	0.3			N/A		07/05/10 20:29	
Modified Sobek	**ANP**	23.6	TCaCO3/kT	0.3	0.01		W027090	LMG	07/02/10 13:49	
Modified Sobek	Non-extractable Sulfur	< 0.01	%	0.01			W027090	HJG	07/05/10 20:29	
Modified Sobek	**Non-Sulfate Sulfur**	0.67	%	0.01			W027090	HJG	07/05/10 19:16	
Modified Sobek	**Pyritic Sulfur**	0.67	%	0.01			N/A		07/05/10 20:29	
Modified Sobek	**Sulfate Sulfur**	0.29	%	0.01			N/A		07/05/10 19:16	
Modified Sobek	**Total Sulfur**	0.97	%	0.01			W027090	HJG	06/30/10 10:21	
Acid/Base Accounting & Sulfur Forms (HCl Wash)										
Modified Sobek	**ABA-HCl**	5.1	TCaCO3/kT	0.3			N/A		07/06/10 10:20	
Modified Sobek	**AGP-HCl**	18.4	TCaCO3/kT	0.3			N/A		07/06/10 10:20	
Modified Sobek	Non-extractable Sulfur	< 0.01	%	0.01			W027090	HJG	07/05/10 20:29	
Modified Sobek	**Non-Sulfate Sulfur-HCl**	0.59	%	0.01			W027090	HJG	07/06/10 10:20	
Modified Sobek	**Pyritic Sulfur-HCl**	0.59	%	0.01			N/A		07/06/10 10:20	
Modified Sobek	**Sulfate Sulfur-HCl**	0.38	%	0.01			N/A		07/06/10 10:20	
Modified Sobek	**Total Sulfur**	0.97	%	0.01			W027090	HJG	06/30/10 10:21	
Classical Chemistry Parameters										
ASA 9	**Paste pH**	7.98	pH Units				W027103	HJG	07/07/10 12:47	
NAG	NAG@pH 4.5	0.00	kg H2SO4/T				W027095	HJG	06/30/10 15:25	
NAG	NAG@pH 7	0.00	kg H2SO4/T				W027095	HJG	06/30/10 15:25	
NAG Australian	**NAG Australian**	9.60	pH Units				W027095	HJG	06/30/10 15:25	

This data has been reviewed for accuracy and has been authorized for release by the Laboratory Director or designee.



Larry Drew
Technical Director

One Government Gulch - PO Box 929 Kellogg ID 83837-0929 (208) 784-1258 Fax (208) 783-0891

McClelland Laboratories Inc
1016 Greg Street
Sparks, NV 89431

Project Name: Routine / 3438
Work Order: **W0F0636**
Reported: 08-Jul-10 09:58

Client Sample ID: **604638**
SVL Sample ID: **W0F0636-12 (Soil)**

Sampled: 22-Jun-10 09:00
Received: 24-Jun-10
Sampled By: RJ

Method	Analyte	Result	Units	RL	MDL	Dilution	Batch	Analyst	Analyzed	Notes
Acid/Base Accounting & Sulfur Forms										
Modified Sobek	**ABA**	9.7	TCaCO3/kT	0.3			N/A		07/05/10 20:32	
Modified Sobek	**AGP**	29.2	TCaCO3/kT	0.3			N/A		07/05/10 20:32	
Modified Sobek	**ANP**	38.8	TCaCO3/kT	0.3	0.01		W027090	LMG	07/02/10 13:49	
Modified Sobek	**Non-extractable Sulfur**	0.02	%	0.01			W027090	HJG	07/05/10 20:32	
Modified Sobek	**Non-Sulfate Sulfur**	0.95	%	0.01			W027090	HJG	07/05/10 19:20	
Modified Sobek	**Pyritic Sulfur**	0.93	%	0.01			N/A		07/05/10 20:32	
Modified Sobek	**Sulfate Sulfur**	0.36	%	0.01			N/A		07/05/10 19:20	
Modified Sobek	**Total Sulfur**	1.31	%	0.01			W027090	HJG	06/30/10 10:24	
Acid/Base Accounting & Sulfur Forms (HCl Wash)										
Modified Sobek	**ABA-HCl**	18.4	TCaCO3/kT	0.3			N/A		07/06/10 10:23	
Modified Sobek	**AGP-HCl**	20.4	TCaCO3/kT	0.3			N/A		07/06/10 10:23	
Modified Sobek	**Non-extractable Sulfur**	0.02	%	0.01			W027090	HJG	07/05/10 20:32	
Modified Sobek	**Non-Sulfate Sulfur-HCl**	0.67	%	0.01			W027090	HJG	07/06/10 10:23	
Modified Sobek	**Pyritic Sulfur-HCl**	0.65	%	0.01			N/A		07/06/10 10:23	
Modified Sobek	**Sulfate Sulfur-HCl**	0.64	%	0.01			N/A		07/06/10 10:23	
Modified Sobek	**Total Sulfur**	1.31	%	0.01			W027090	HJG	06/30/10 10:24	
Classical Chemistry Parameters										
ASA 9	**Paste pH**	7.82	pH Units				W027103	HJG	07/07/10 12:47	
NAG	NAG@pH 4.5	0.00	kg H2SO4/T				W027095	HJG	06/30/10 15:25	
NAG	NAG@pH 7	0.00	kg H2SO4/T				W027095	HJG	06/30/10 15:25	
NAG Australian	**NAG Australian**	8.63	pH Units				W027095	HJG	06/30/10 15:25	

This data has been reviewed for accuracy and has been authorized for release by the Laboratory Director or designee.



Larry Drew
Technical Director

One Government Gulch - PO Box 929 Kellogg ID 83837-0929 (208) 784-1258 Fax (208) 783-0891

McClelland Laboratories Inc
1016 Greg Street
Sparks, NV 89431

Project Name: Routine / 3438
Work Order: **W0F0636**
Reported: 08-Jul-10 09:58

Client Sample ID: **604639**
SVL Sample ID: **W0F0636-13 (Soil)**

Sampled: 22-Jun-10 09:00
Received: 24-Jun-10
Sampled By: RJ

Method	Analyte	Result	Units	RL	MDL	Dilution	Batch	Analyst	Analyzed	Notes
Acid/Base Accounting & Sulfur Forms										
Modified Sobek	**ABA**	54.3	TCaCO3/kT	0.3			N/A		07/05/10 20:34	
Modified Sobek	**AGP**	23.1	TCaCO3/kT	0.3			N/A		07/05/10 20:34	
Modified Sobek	**ANP**	77.4	TCaCO3/kT	0.3	0.01		W027090	LMG	07/02/10 13:49	
Modified Sobek	**Non-extractable Sulfur**	0.11	%	0.01			W027090	HJG	07/05/10 20:34	
Modified Sobek	**Non-Sulfate Sulfur**	0.85	%	0.01			W027090	HJG	07/05/10 19:23	
Modified Sobek	**Pyritic Sulfur**	0.74	%	0.01			N/A		07/05/10 20:34	
Modified Sobek	**Sulfate Sulfur**	0.25	%	0.01			N/A		07/05/10 19:23	
Modified Sobek	**Total Sulfur**	1.10	%	0.01			W027090	HJG	06/30/10 10:27	
Acid/Base Accounting & Sulfur Forms (HCl Wash)										
Modified Sobek	**ABA-HCl**	61.5	TCaCO3/kT	0.3			N/A		07/06/10 10:25	
Modified Sobek	**AGP-HCl**	15.9	TCaCO3/kT	0.3			N/A		07/06/10 10:25	
Modified Sobek	**Non-extractable Sulfur**	0.11	%	0.01			W027090	HJG	07/05/10 20:34	
Modified Sobek	**Non-Sulfate Sulfur-HCl**	0.62	%	0.01			W027090	HJG	07/06/10 10:25	
Modified Sobek	**Pyritic Sulfur-HCl**	0.51	%	0.01			N/A		07/06/10 10:25	
Modified Sobek	**Sulfate Sulfur-HCl**	0.48	%	0.01			N/A		07/06/10 10:25	
Modified Sobek	**Total Sulfur**	1.10	%	0.01			W027090	HJG	06/30/10 10:27	
Classical Chemistry Parameters										
ASA 9	**Paste pH**	7.60	pH Units				W027103	HJG	07/07/10 12:47	
NAG	NAG@pH 4.5	0.00	kg H2SO4/T				W027095	HJG	06/30/10 15:25	
NAG	NAG@pH 7	0.00	kg H2SO4/T				W027095	HJG	06/30/10 15:25	
NAG Australian	**NAG Australian**	8.71	pH Units				W027095	HJG	06/30/10 15:25	

This data has been reviewed for accuracy and has been authorized for release by the Laboratory Director or designee.

Larry Drew
Technical Director

One Government Gulch - PO Box 929 Kellogg ID 83837-0929 (208) 784-1258 Fax (208) 783-0891

McClelland Laboratories Inc
1016 Greg Street
Sparks, NV 89431

Project Name: Routine / 3438
Work Order: **W0F0636**
Reported: 08-Jul-10 09:58

Client Sample ID: **604653**
SVL Sample ID: **W0F0636-14 (Soil)**

Sampled: 22-Jun-10 09:00
Received: 24-Jun-10
Sampled By: RJ

Method	Analyte	Result	Units	RL	MDL	Dilution	Batch	Analyst	Analyzed	Notes
Acid/Base Accounting & Sulfur Forms										
Modified Sobek	**ABA**	2.4	TCaCO3/kT	0.3			N/A		07/05/10 20:37	
Modified Sobek	**AGP**	24.0	TCaCO3/kT	0.3			N/A		07/05/10 20:37	
Modified Sobek	**ANP**	26.4	TCaCO3/kT	0.3	0.01		W027090	LMG	07/02/10 13:49	
Modified Sobek	Non-extractable Sulfur	< 0.01	%	0.01			W027090	HJG	07/05/10 20:37	
Modified Sobek	**Non-Sulfate Sulfur**	0.77	%	0.01			W027090	HJG	07/05/10 19:27	
Modified Sobek	**Pyritic Sulfur**	0.77	%	0.01			N/A		07/05/10 20:37	
Modified Sobek	**Sulfate Sulfur**	0.30	%	0.01			N/A		07/05/10 19:27	
Modified Sobek	**Total Sulfur**	1.07	%	0.01			W027090	HJG	06/30/10 10:30	
Acid/Base Accounting & Sulfur Forms (HCl Wash)										
Modified Sobek	**ABA-HCl**	6.9	TCaCO3/kT	0.3			N/A		07/06/10 10:28	
Modified Sobek	**AGP-HCl**	19.5	TCaCO3/kT	0.3			N/A		07/06/10 10:28	
Modified Sobek	Non-extractable Sulfur	< 0.01	%	0.01			W027090	HJG	07/05/10 20:37	
Modified Sobek	**Non-Sulfate Sulfur-HCl**	0.62	%	0.01			W027090	HJG	07/06/10 10:28	
Modified Sobek	**Pyritic Sulfur-HCl**	0.62	%	0.01			N/A		07/06/10 10:28	
Modified Sobek	**Sulfate Sulfur-HCl**	0.45	%	0.01			N/A		07/06/10 10:28	
Modified Sobek	**Total Sulfur**	1.07	%	0.01			W027090	HJG	06/30/10 10:30	
Classical Chemistry Parameters										
ASA 9	**Paste pH**	8.09	pH Units				W027103	HJG	07/07/10 12:47	
NAG	NAG@pH 4.5	0.00	kg H2SO4/T				W027095	HJG	06/30/10 15:25	
NAG	NAG@pH 7	0.00	kg H2SO4/T				W027095	HJG	06/30/10 15:25	
NAG Australian	**NAG Australian**	8.38	pH Units				W027095	HJG	06/30/10 15:25	

This data has been reviewed for accuracy and has been authorized for release by the Laboratory Director or designee.



Larry Drew
Technical Director

One Government Gulch - PO Box 929 Kellogg ID 83837-0929 (208) 784-1258 Fax (208) 783-0891

McClelland Laboratories Inc
1016 Greg Street
Sparks, NV 89431

Project Name: Routine / 3438
Work Order: **W0F0636**
Reported: 08-Jul-10 09:58

Client Sample ID: **604656**
SVL Sample ID: **W0F0636-15 (Soil)**

Sampled: 22-Jun-10 09:00
Received: 24-Jun-10
Sampled By: RJ

Method	Analyte	Result	Units	RL	MDL	Dilution	Batch	Analyst	Analyzed	Notes
Acid/Base Accounting & Sulfur Forms										
Modified Sobek	**ABA**	33.4	TCaCO3/kT	0.3			N/A		07/05/10 20:40	
Modified Sobek	**AGP**	18.4	TCaCO3/kT	0.3			N/A		07/05/10 20:40	
Modified Sobek	**ANP**	51.8	TCaCO3/kT	0.3	0.01		W027090	LMG	07/02/10 13:49	
Modified Sobek	**Non-extractable Sulfur**	0.01	%	0.01			W027090	HJG	07/05/10 20:40	
Modified Sobek	**Non-Sulfate Sulfur**	0.60	%	0.01			W027090	HJG	07/05/10 19:31	
Modified Sobek	**Pyritic Sulfur**	0.59	%	0.01			N/A		07/05/10 20:40	
Modified Sobek	**Sulfate Sulfur**	0.21	%	0.01			N/A		07/05/10 19:31	
Modified Sobek	**Total Sulfur**	0.81	%	0.01			W027090	HJG	06/30/10 10:32	
Acid/Base Accounting & Sulfur Forms (HCl Wash)										
Modified Sobek	**ABA-HCl**	37.3	TCaCO3/kT	0.3			N/A		07/06/10 10:30	
Modified Sobek	**AGP-HCl**	14.5	TCaCO3/kT	0.3			N/A		07/06/10 10:30	
Modified Sobek	**Non-extractable Sulfur**	0.01	%	0.01			W027090	HJG	07/05/10 20:40	
Modified Sobek	**Non-Sulfate Sulfur-HCl**	0.48	%	0.01			W027090	HJG	07/06/10 10:30	
Modified Sobek	**Pyritic Sulfur-HCl**	0.46	%	0.01			N/A		07/06/10 10:30	
Modified Sobek	**Sulfate Sulfur-HCl**	0.33	%	0.01			N/A		07/06/10 10:30	
Modified Sobek	**Total Sulfur**	0.81	%	0.01			W027090	HJG	06/30/10 10:32	
Classical Chemistry Parameters										
ASA 9	**Paste pH**	7.93	pH Units				W027103	HJG	07/07/10 12:47	
NAG	NAG@pH 4.5	0.00	kg H2SO4/T				W027095	HJG	06/30/10 15:25	
NAG	NAG@pH 7	0.00	kg H2SO4/T				W027095	HJG	06/30/10 15:25	
NAG Australian	**NAG Australian**	8.20	pH Units				W027095	HJG	06/30/10 15:25	

This data has been reviewed for accuracy and has been authorized for release by the Laboratory Director or designee.

Larry Drew
Technical Director

One Government Gulch - PO Box 929 Kellogg ID 83837-0929 (208) 784-1258 Fax (208) 783-0891

McClelland Laboratories Inc
1016 Greg Street
Sparks, NV 89431

Project Name: Routine / 3438
Work Order: **W0F0636**
Reported: 08-Jul-10 09:58

Client Sample ID: **604657**
SVL Sample ID: **W0F0636-16 (Soil)**

Sampled: 22-Jun-10 09:00
Received: 24-Jun-10
Sampled By: RJ

Method	Analyte	Result	Units	RL	MDL	Dilution	Batch	Analyst	Analyzed	Notes
Acid/Base Accounting & Sulfur Forms										
Modified Sobek	**ABA**	10.8	TCaCO3/kT	0.3			N/A		07/05/10 20:42	
Modified Sobek	**AGP**	21.1	TCaCO3/kT	0.3			N/A		07/05/10 20:42	
Modified Sobek	**ANP**	31.9	TCaCO3/kT	0.3	0.01		W027090	LMG	07/02/10 13:49	
Modified Sobek	Non-extractable Sulfur	< 0.01	%	0.01			W027090	HJG	07/05/10 20:42	
Modified Sobek	**Non-Sulfate Sulfur**	0.67	%	0.01			W027090	HJG	07/05/10 19:34	
Modified Sobek	**Pyritic Sulfur**	0.67	%	0.01			N/A		07/05/10 20:42	
Modified Sobek	**Sulfate Sulfur**	0.25	%	0.01			N/A		07/05/10 19:34	
Modified Sobek	**Total Sulfur**	0.92	%	0.01			W027090	HJG	06/30/10 10:35	
Acid/Base Accounting & Sulfur Forms (HCl Wash)										
Modified Sobek	**ABA-HCl**	14.3	TCaCO3/kT	0.3			N/A		07/06/10 10:33	
Modified Sobek	**AGP-HCl**	17.6	TCaCO3/kT	0.3			N/A		07/06/10 10:33	
Modified Sobek	Non-extractable Sulfur	< 0.01	%	0.01			W027090	HJG	07/05/10 20:42	
Modified Sobek	**Non-Sulfate Sulfur-HCl**	0.56	%	0.01			W027090	HJG	07/06/10 10:33	
Modified Sobek	**Pyritic Sulfur-HCl**	0.56	%	0.01			N/A		07/06/10 10:33	
Modified Sobek	**Sulfate Sulfur-HCl**	0.36	%	0.01			N/A		07/06/10 10:33	
Modified Sobek	**Total Sulfur**	0.92	%	0.01			W027090	HJG	06/30/10 10:35	
Classical Chemistry Parameters										
ASA 9	**Paste pH**	8.11	pH Units				W027103	HJG	07/07/10 12:47	
NAG	NAG@pH 4.5	0.00	kg H2SO4/T				W027095	HJG	06/30/10 15:25	
NAG	NAG@pH 7	0.00	kg H2SO4/T				W027095	HJG	06/30/10 15:25	
NAG Australian	**NAG Australian**	8.64	pH Units				W027095	HJG	06/30/10 15:25	

This data has been reviewed for accuracy and has been authorized for release by the Laboratory Director or designee.

Larry Drew
Technical Director

One Government Gulch - PO Box 929 Kellogg ID 83837-0929 (208) 784-1258 Fax (208) 783-0891

McClelland Laboratories Inc
1016 Greg Street
Sparks, NV 89431

Project Name: Routine / 3438
Work Order: **W0F0636**
Reported: 08-Jul-10 09:58

Client Sample ID: **604669**
SVL Sample ID: **W0F0636-17 (Soil)**

Sampled: 22-Jun-10 09:00
Received: 24-Jun-10
Sampled By: RJ

Method	Analyte	Result	Units	RL	MDL	Dilution	Batch	Analyst	Analyzed	Notes
Acid/Base Accounting & Sulfur Forms										
Modified Sobek	**ABA**	-16.5	TCaCO3/kT	0.3			N/A		07/05/10 20:45	
Modified Sobek	**AGP**	19.8	TCaCO3/kT	0.3			N/A		07/05/10 20:45	
Modified Sobek	**ANP**	3.2	TCaCO3/kT	0.3	0.01		W027090	LMG	07/02/10 13:49	
Modified Sobek	**Non-extractable Sulfur**	0.01	%	0.01			W027090	HJG	07/05/10 20:45	
Modified Sobek	**Non-Sulfate Sulfur**	0.65	%	0.01			W027090	HJG	07/05/10 19:38	
Modified Sobek	**Pyritic Sulfur**	0.63	%	0.01			N/A		07/05/10 20:45	
Modified Sobek	**Sulfate Sulfur**	0.32	%	0.01			N/A		07/05/10 19:38	
Modified Sobek	**Total Sulfur**	0.97	%	0.01			W027090	HJG	06/30/10 10:38	
Acid/Base Accounting & Sulfur Forms (HCl Wash)										
Modified Sobek	**ABA-HCl**	-10.9	TCaCO3/kT	0.3			N/A		07/06/10 10:36	
Modified Sobek	**AGP-HCl**	14.1	TCaCO3/kT	0.3			N/A		07/06/10 10:36	
Modified Sobek	**Non-extractable Sulfur**	0.01	%	0.01			W027090	HJG	07/05/10 20:45	
Modified Sobek	**Non-Sulfate Sulfur-HCl**	0.47	%	0.01			W027090	HJG	07/06/10 10:36	
Modified Sobek	**Pyritic Sulfur-HCl**	0.45	%	0.01			N/A		07/06/10 10:36	
Modified Sobek	**Sulfate Sulfur-HCl**	0.50	%	0.01			N/A		07/06/10 10:36	
Modified Sobek	**Total Sulfur**	0.97	%	0.01			W027090	HJG	06/30/10 10:38	
Classical Chemistry Parameters										
ASA 9	**Paste pH**	8.07	pH Units				W027103	HJG	07/07/10 12:47	
NAG	NAG@pH 4.5	0.00	kg H2SO4/T				W027095	HJG	06/30/10 15:25	
NAG	NAG@pH 7	0.00	kg H2SO4/T				W027095	HJG	06/30/10 15:25	
NAG Australian	**NAG Australian**	4.08	pH Units				W027095	HJG	06/30/10 15:25	

This data has been reviewed for accuracy and has been authorized for release by the Laboratory Director or designee.



Larry Drew
Technical Director

One Government Gulch - PO Box 929 Kellogg ID 83837-0929 (208) 784-1258 Fax (208) 783-0891

McClelland Laboratories Inc
1016 Greg Street
Sparks, NV 89431

Project Name: Routine / 3438
Work Order: **W0F0636**
Reported: 08-Jul-10 09:58

Client Sample ID: **604672**
SVL Sample ID: **W0F0636-18 (Soil)**

Sampled: 22-Jun-10 09:00
Received: 24-Jun-10
Sampled By: RJ

Method	Analyte	Result	Units	RL	MDL	Dilution	Batch	Analyst	Analyzed	Notes
Acid/Base Accounting & Sulfur Forms										
Modified Sobek	**ABA**	-7.3	TCaCO3/kT	0.3			N/A		07/05/10 20:48	
Modified Sobek	**AGP**	10.6	TCaCO3/kT	0.3			N/A		07/05/10 20:48	
Modified Sobek	**ANP**	3.2	TCaCO3/kT	0.3	0.01		W027090	LMG	07/02/10 13:49	
Modified Sobek	Non-extractable Sulfur	< 0.01	%	0.01			W027090	HJG	07/05/10 20:48	
Modified Sobek	**Non-Sulfate Sulfur**	0.34	%	0.01			W027090	HJG	07/05/10 19:41	
Modified Sobek	**Pyritic Sulfur**	0.34	%	0.01			N/A		07/05/10 20:48	
Modified Sobek	**Sulfate Sulfur**	0.23	%	0.01			N/A		07/05/10 19:41	
Modified Sobek	**Total Sulfur**	0.57	%	0.01			W027090	HJG	06/30/10 10:46	
Acid/Base Accounting & Sulfur Forms (HCl Wash)										
Modified Sobek	**ABA-HCl**	-7.0	TCaCO3/kT	0.3			N/A		07/06/10 10:44	
Modified Sobek	**AGP-HCl**	10.3	TCaCO3/kT	0.3			N/A		07/06/10 10:44	
Modified Sobek	Non-extractable Sulfur	< 0.01	%	0.01			W027090	HJG	07/05/10 20:48	
Modified Sobek	**Non-Sulfate Sulfur-HCl**	0.33	%	0.01			W027090	HJG	07/06/10 10:44	
Modified Sobek	**Pyritic Sulfur-HCl**	0.33	%	0.01			N/A		07/06/10 10:44	
Modified Sobek	**Sulfate Sulfur-HCl**	0.24	%	0.01			N/A		07/06/10 10:44	
Modified Sobek	**Total Sulfur**	0.57	%	0.01			W027090	HJG	06/30/10 10:46	
Classical Chemistry Parameters										
ASA 9	**Paste pH**	8.25	pH Units				W027103	HJG	07/07/10 12:47	
NAG	**NAG@pH 4.5**	1.18	kg H2SO4/T				W027095	HJG	06/30/10 15:25	
NAG	**NAG@pH 7**	3.92	kg H2SO4/T				W027095	HJG	06/30/10 15:25	
NAG Australian	**NAG Australian**	3.76	pH Units				W027095	HJG	06/30/10 15:25	

This data has been reviewed for accuracy and has been authorized for release by the Laboratory Director or designee.

Larry Drew
Technical Director

One Government Gulch - PO Box 929 Kellogg ID 83837-0929 (208) 784-1258 Fax (208) 783-0891

McClelland Laboratories Inc
1016 Greg Street
Sparks, NV 89431

Project Name: Routine / 3438
Work Order: **W0F0636**
Reported: 08-Jul-10 09:58

Client Sample ID: **604673**
SVL Sample ID: **W0F0636-19 (Soil)**

Sampled: 22-Jun-10 09:00
Received: 24-Jun-10
Sampled By: RJ

Method	Analyte	Result	Units	RL	MDL	Dilution	Batch	Analyst	Analyzed	Notes
Acid/Base Accounting & Sulfur Forms										
Modified Sobek	**ABA**	-5.9	TCaCO3/kT	0.3			N/A		07/05/10 20:56	
Modified Sobek	**AGP**	12.9	TCaCO3/kT	0.3			N/A		07/05/10 20:56	
Modified Sobek	**ANP**	6.9	TCaCO3/kT	0.3	0.01		W027090	LMG	07/02/10 13:49	
Modified Sobek	Non-extractable Sulfur	< 0.01	%	0.01			W027090	HJG	07/05/10 20:56	
Modified Sobek	**Non-Sulfate Sulfur**	0.41	%	0.01			W027090	HJG	07/05/10 19:44	
Modified Sobek	**Pyritic Sulfur**	0.41	%	0.01			N/A		07/05/10 20:56	
Modified Sobek	**Sulfate Sulfur**	0.19	%	0.01			N/A		07/05/10 19:44	
Modified Sobek	**Total Sulfur**	0.60	%	0.01			W027090	HJG	06/30/10 10:48	
Acid/Base Accounting & Sulfur Forms (HCl Wash)										
Modified Sobek	**ABA-HCl**	-4.0	TCaCO3/kT	0.3			N/A		07/06/10 10:46	
Modified Sobek	**AGP-HCl**	10.9	TCaCO3/kT	0.3			N/A		07/06/10 10:46	
Modified Sobek	Non-extractable Sulfur	< 0.01	%	0.01			W027090	HJG	07/05/10 20:56	
Modified Sobek	**Non-Sulfate Sulfur-HCl**	0.35	%	0.01			W027090	HJG	07/06/10 10:46	
Modified Sobek	**Pyritic Sulfur-HCl**	0.35	%	0.01			N/A		07/06/10 10:46	
Modified Sobek	**Sulfate Sulfur-HCl**	0.25	%	0.01			N/A		07/06/10 10:46	
Modified Sobek	**Total Sulfur**	0.60	%	0.01			W027090	HJG	06/30/10 10:48	
Classical Chemistry Parameters										
ASA 9	**Paste pH**	8.10	pH Units				W027103	HJG	07/07/10 12:47	
NAG	**NAG@pH 4.5**	1.37	kg H2SO4/T				W027095	HJG	06/30/10 15:25	
NAG	**NAG@pH 7**	3.92	kg H2SO4/T				W027095	HJG	06/30/10 15:25	
NAG Australian	**NAG Australian**	3.66	pH Units				W027095	HJG	06/30/10 15:25	

This data has been reviewed for accuracy and has been authorized for release by the Laboratory Director or designee.

Larry Drew
Technical Director

One Government Gulch - PO Box 929 Kellogg ID 83837-0929 (208) 784-1258 Fax (208) 783-0891

McClelland Laboratories Inc
1016 Greg Street
Sparks, NV 89431

Project Name: Routine / 3438
Work Order: **W0F0636**
Reported: 08-Jul-10 09:58

Client Sample ID: **604675**
SVL Sample ID: **W0F0636-20 (Soil)**

Sampled: 22-Jun-10 09:00
Received: 24-Jun-10
Sampled By: RJ

Method	Analyte	Result	Units	RL	MDL	Dilution	Batch	Analyst	Analyzed	Notes
Acid/Base Accounting & Sulfur Forms										
Modified Sobek	**ABA**	-4.7	TCaCO3/kT	0.3			N/A		07/05/10 20:58	
Modified Sobek	**AGP**	11.1	TCaCO3/kT	0.3			N/A		07/05/10 20:58	
Modified Sobek	**ANP**	6.5	TCaCO3/kT	0.3	0.01		W027090	LMG	07/02/10 13:49	
Modified Sobek	Non-extractable Sulfur	< 0.01	%	0.01			W027090	HJG	07/05/10 20:58	
Modified Sobek	**Non-Sulfate Sulfur**	0.36	%	0.01			W027090	HJG	07/05/10 19:52	
Modified Sobek	**Pyritic Sulfur**	0.36	%	0.01			N/A		07/05/10 20:58	
Modified Sobek	**Sulfate Sulfur**	0.20	%	0.01			N/A		07/05/10 19:52	
Modified Sobek	**Total Sulfur**	0.55	%	0.01			W027090	HJG	06/30/10 10:59	
Acid/Base Accounting & Sulfur Forms (HCl Wash)										
Modified Sobek	**ABA-HCl**	-4.2	TCaCO3/kT	0.3			N/A		07/06/10 10:49	
Modified Sobek	**AGP-HCl**	10.7	TCaCO3/kT	0.3			N/A		07/06/10 10:49	
Modified Sobek	Non-extractable Sulfur	< 0.01	%	0.01			W027090	HJG	07/05/10 20:58	
Modified Sobek	**Non-Sulfate Sulfur-HCl**	0.34	%	0.01			W027090	HJG	07/06/10 10:49	
Modified Sobek	**Pyritic Sulfur-HCl**	0.34	%	0.01			N/A		07/06/10 10:49	
Modified Sobek	**Sulfate Sulfur-HCl**	0.21	%	0.01			N/A		07/06/10 10:49	
Modified Sobek	**Total Sulfur**	0.55	%	0.01			W027090	HJG	06/30/10 10:59	
Classical Chemistry Parameters										
ASA 9	**Paste pH**	8.50	pH Units				W027103	HJG	07/07/10 12:47	
NAG	**NAG@pH 4.5**	1.57	kg H2SO4/T				W027095	HJG	06/30/10 15:25	
NAG	**NAG@pH 7**	4.31	kg H2SO4/T				W027095	HJG	06/30/10 15:25	
NAG Australian	**NAG Australian**	3.63	pH Units				W027095	HJG	06/30/10 15:25	

This data has been reviewed for accuracy and has been authorized for release by the Laboratory Director or designee.



Larry Drew
Technical Director

One Government Gulch - PO Box 929 Kellogg ID 83837-0929 (208) 784-1258 Fax (208) 783-0891

McClelland Laboratories Inc
1016 Greg Street
Sparks, NV 89431

Project Name: Routine / 3438
Work Order: **W0F0636**
Reported: 08-Jul-10 09:58

Quality Control - BLANK Data

Method	Analyte	Units	Result	MDL	MRL	Batch ID	Analyzed	Notes
Acid/Base Accounting & Sulfur Forms								
Modified Sobek	ANP	TCaCO3/kT	<0.3	0.01	0.3	W027090	02-Jul-10	
Modified Sobek	Non-Sulfate Sulfur	%	<0.01		0.01	W027090	05-Jul-10	
Modified Sobek	Total Sulfur	%	<0.01		0.01	W027090	30-Jun-10	
Modified Sobek	Non-extractable Sulfur	%	<0.01		0.01	W027090	05-Jul-10	
Acid/Base Accounting & Sulfur Forms (HCl Wash)								
Modified Sobek	Non-Sulfate Sulfur-HCl	%	<0.01		0.01	W027090	06-Jul-10	
Modified Sobek	Total Sulfur	%	<0.01		0.01	W027090	30-Jun-10	
Modified Sobek	Non-extractable Sulfur	%	<0.01		0.01	W027090	05-Jul-10	

Quality Control - LABORATORY CONTROL SAMPLE Data

Method	Analyte	Units	LCS Result	LCS True	% Rec.	Acceptance Limits	Batch ID	Analyzed	Notes
Acid/Base Accounting & Sulfur Forms									
Modified Sobek	ANP	TCaCO3/kT	23.1	24.9	92.9	80 - 120	W027090	02-Jul-10	
Modified Sobek	Total Sulfur	%	3.83	3.21	119	80 - 120	W027090	30-Jun-10	
Acid/Base Accounting & Sulfur Forms (HCl Wash)									
Modified Sobek	Total Sulfur	%	3.83	3.21	119	80 - 120	W027090	30-Jun-10	
Classical Chemistry Parameters									
ASA 9	Paste pH	pH Units	6.79	6.36	107	80 - 120	W027103	07-Jul-10	

Quality Control - DUPLICATE Data

Method	Analyte	Units	Duplicate Result	Sample Result	RPD	RPD Limit	Batch ID	Analyzed	Notes
Acid/Base Accounting & Sulfur Forms									
Modified Sobek	ANP	TCaCO3/kT	26.4	25.4	3.6	20	W027090	02-Jul-10	
Modified Sobek	Non-Sulfate Sulfur	%	0.80	0.76	4.2	20	W027090	05-Jul-10	
Modified Sobek	Total Sulfur	%	1.23	1.23	0.0	20	W027090	30-Jun-10	
Modified Sobek	Non-extractable Sulfur	%	<0.01	<0.01	<RL	20	W027090	05-Jul-10	
Acid/Base Accounting & Sulfur Forms (HCl Wash)									
Modified Sobek	Non-Sulfate Sulfur-HCl	%	0.66	0.70	5.2	20	W027090	06-Jul-10	
Modified Sobek	Total Sulfur	%	1.23	1.23	0.0	20	W027090	30-Jun-10	
Modified Sobek	Non-extractable Sulfur	%	<0.01	<0.01	<RL	20	W027090	05-Jul-10	
Classical Chemistry Parameters									
ASA 9	Paste pH	pH Units	7.91	7.98	0.9	20	W027103	07-Jul-10	
ASA 9	Paste pH	pH Units	8.07	8.01	0.7	20	W027103	07-Jul-10	
NAG	NAG@pH 4.5	kg H2SO4/T	0.00	0.00		20	W027095	30-Jun-10	
NAG	NAG@pH 7	kg H2SO4/T	0.00	0.00		20	W027095	30-Jun-10	
NAG Australian	NAG Australian	pH Units	8.53	8.55	0.2	20	W027095	30-Jun-10	

One Government Gulch - PO Box 929 Kellogg ID 83837-0929 (208) 784-1258 Fax (208) 783-0891

McClelland Laboratories Inc
1016 Greg Street
Sparks, NV 89431

Project Name: Routine / 3438
Work Order: **W0F0636**
Reported: 08-Jul-10 09:58

Notes and Definitions

LCS	Laboratory Control Sample (Blank Spike)
RPD	Relative Percent Difference
UDL	A result is less than the detection limit
R > 4S	% recovery not applicable, sample concentration more than four times greater than spike level
<RL	A result is less than the reporting limit
MRL	Method Reporting Limit
MDL	Method Detection Limit
N/A	Not Applicable

CHAIN OF CUSTODY RECORD

SVL Analytical, Inc. • One Government Gulch • Kellogg, ID 83837 • (208) 784-1258 • FAX: (208) 783-0891

FOR SVL USE ONLY
SVL JOB # WDF0636

TEMP on Receipt:

Table 1. -- Matrix Type
1 = Surface Water, 2 = Ground Water
3 = Soil/Sediment, 4 = Rinsate, 5 = Oil
6 = Waste, 7 = Other_____

Report to Company:	McClelland Labs Inc.
Contact:	Gene McClelland
Address:	1016 Greg Street Sparks NV 89431
Phone Number:	775-356-1300
FAX Number:	775-356-8917
E-mail:	mli@mettest.com

Invoice Sent To:	Same
Contact:	
Address:	
Phone Number:	
FAX Number:	
PO#:	

Project Name: 3438

Sampler's Signature:

Indicate State of sample origination: _____ **USACE?** ☐ Yes ☐ No

	Sample ID	Collection Date	Collection Time	Collected by: (Init.)	Misc. Matrix Type (From Table 1)	Misc. No. of Containers	Preservative(s) Unpreserved	HNO_3 Filtered	HNO_3 Unfiltered	HCl	H_2SO_4	NaOH	Other (Specify)	Analyses Required: Mod ABA w/paste pH	Analyses Required: (hot water, HCL, and HNO3)	Analyses Required: Australian NAG	Rush Instructions (Days)	Comments
	Please take care to distinguish between: 1 and I 2 and Z 5 and S ø and o Thanks!																	
1	SRK 0875	6/22/10	9:00	RS	3	1								x	x	x		Copy to: McClelland Labs 1016 Greg St. Sparks, NV 89431 mli@mettest.com
2	SRK 0876																	
3	SRK 0877																	
4	SRK 0878																	
5	604552																	
6	604562																	
7	604568																	
8	604569																	
9	604571																	
10	604601																	

Relinquished by:		Date: 6/22/10	Time: 9:00	Received by:	R. Stubleng	Date: 6/24/10	Time: 13:00
Relinquished by:		Date:	Time:	Received by:		Date:	Time:

* Sample Reject: ☐ Return ☐ Dispose ☐ Store (30 Days)

White: LAB COPY Yellow: CUSTOMER COPY

SVL-COC 9/05

* no date or time on sample labels. RS. 6/24/10

CHAIN OF CUSTODY RECORD

SVL Analytical, Inc. • One Government Gulch • Kellogg, ID 83837 • (208) 784-1258 • FAX: (208) 783-0891

FOR SVL USE ONLY
SVL JOB # WOF0636

TEMP on Receipt:

Table 1. -- Matrix Type
1 = Surface Water, 2 = Ground Water
3 = Soil/Sediment, 4 = Rinsate, 5 = Oil
6 = Waste, 7 = Other_____

Report to Company: McClelland Labs Inc.
Contact: Gene McClelland
Address: 1016 Greg Street
Sparks NV 89431
Phone Number: 775-356-1300
FAX Number: 775-356-8917
E-mail: mli@mettest.com

Invoice Sent To: Same
Contact:
Address:
Phone Number:
FAX Number:
PO#:

Project Name: 3438
Sampler's Signature:

Indicate State of sample origination: _____ **USACE?** ☐ Yes ☐ No

	Sample ID	Collection			Misc.		Preservative(s)							Analyses Required			Rush Instructions (Days)	Comments
	Please take care to distinguish between: 1 and I, 2 and Z, 5 and S, Ø and O. Thanks!	Date	Time	Collected by: (Init.)	Matrix Type (From Table 1)	No. of Containers	Unpreserved	HNO_3 Filtered	HNO_3 Unfiltered	HCl	H_2SO_4	NaOH	Other (Specify)	Mod ABA w/paste pH (hot water, HCL, and HNO3 Australian NAG				
1	604606	6/22/10	4:00	RT	3	1								x	x	x		Copy to: McClelland Labs 1016 Greg St. Sparks, NV 89431 mli@mettest.com
2	604638	↓	↓	↓	↓	↓								↓	↓	↓		
3	604639																	
4	604653																	
5	604656																	
6	604657																	
7	604669																	
8	604672																	
9	604673																	
10	604675																	

Relinquished by: _____ Date: 6/22/10 Time: 9:00 Received by: _____
Relinquished by: _____ Date: _____ Time: _____ Received by: _____ Date: 6/24/10 Time: 13:00

* Sample Reject: ☐ Return ☐ Dispose ☐ Store (30 Days)

White: LAB COPY Yellow: CUSTOMER COPY

SVL-COC 9/05

One Government Gulch - PO Box 929 Kellogg ID 83837-0929 (208) 784-1258 Fax (208) 783-0891

McClelland Laboratories Inc
1016 Greg Street
Sparks, NV 89431

Project Name: Routine / 3438
Work Order: **W0F0637**
Reported: 09-Jul-10 09:24

ANALYTICAL REPORT FOR SAMPLES

Sample ID	Laboratory ID	Matrix	Date Sampled	Sampled By	Date Received
604695	W0F0637-01	Soil	22-Jun-10 09:00	RJ	24-Jun-2010
604734	W0F0637-02	Soil	22-Jun-10 09:00	RJ	24-Jun-2010
604755	W0F0637-03	Soil	22-Jun-10 09:00	RJ	24-Jun-2010
604767	W0F0637-04	Soil	22-Jun-10 09:00	RJ	24-Jun-2010
604787	W0F0637-05	Soil	22-Jun-10 09:00	RJ	24-Jun-2010
604790	W0F0637-06	Soil	22-Jun-10 09:00	RJ	24-Jun-2010
604804	W0F0637-07	Soil	22-Jun-10 09:00	RJ	24-Jun-2010
604811	W0F0637-08	Soil	22-Jun-10 09:00	RJ	24-Jun-2010
604849	W0F0637-09	Soil	22-Jun-10 09:00	RJ	24-Jun-2010
604854	W0F0637-10	Soil	22-Jun-10 09:00	RJ	24-Jun-2010
604862	W0F0637-11	Soil	22-Jun-10 09:00	RJ	24-Jun-2010
604867	W0F0637-12	Soil	22-Jun-10 09:00	RJ	24-Jun-2010
604880	W0F0637-13	Soil	22-Jun-10 09:00	RJ	24-Jun-2010
604889	W0F0637-14	Soil	22-Jun-10 09:00	RJ	24-Jun-2010
604898	W0F0637-15	Soil	22-Jun-10 09:00	RJ	24-Jun-2010
605001	W0F0637-16	Soil	22-Jun-10 09:00	RJ	24-Jun-2010
605013	W0F0637-17	Soil	22-Jun-10 09:00	RJ	24-Jun-2010
605033	W0F0637-18	Soil	22-Jun-10 09:00	RJ	24-Jun-2010
605039	W0F0637-19	Soil	22-Jun-10 09:00	RJ	24-Jun-2010
605078	W0F0637-20	Soil	22-Jun-10 09:00	RJ	24-Jun-2010

Solid samples are analyzed on an as-received, wet-weight basis, unless otherwise requested.
Sample preparation is defined by the client as per their Data Quality Objectives.
This report supercedes any previous reports for this Work Order. The complete report includes pages for each sample, a full QC report, and a notes section.
The results presented in this report relate only to the samples, and meet all requirements of the NELAC Standards unless otherwise noted.

Case Narrative

Nevada does not accredit for NAG, ABA and Sulfur Forms. HCl wash added per NDEP directive.

One Government Gulch - PO Box 929 Kellogg ID 83837-0929 (208) 784-1258 Fax (208) 783-0891

McClelland Laboratories Inc
1016 Greg Street
Sparks, NV 89431

Project Name: Routine / 3438
Work Order: **W0F0637**
Reported: 09-Jul-10 09:24

Client Sample ID: **604695**
SVL Sample ID: **W0F0637-01 (Soil)**

Sampled: 22-Jun-10 09:00
Received: 24-Jun-10
Sampled By: RJ

Method	Analyte	Result	Units	RL	MDL	Dilution	Batch	Analyst	Analyzed	Notes
Acid/Base Accounting & Sulfur Forms										
Modified Sobek	**ABA**	18.3	TCaCO3/kT	0.3			N/A		07/06/10 16:01	
Modified Sobek	**AGP**	14.2	TCaCO3/kT	0.3			N/A		07/06/10 16:01	
Modified Sobek	**ANP**	32.4	TCaCO3/kT	0.3	0.01		W027091	HJG	07/02/10 12:26	
Modified Sobek	**Non-extractable Sulfur**	0.03	%	0.01			W027091	BJF	07/06/10 16:01	
Modified Sobek	**Non-Sulfate Sulfur**	0.48	%	0.01			W027091	BJF	07/06/10 13:26	
Modified Sobek	**Pyritic Sulfur**	0.45	%	0.01			N/A		07/06/10 16:01	
Modified Sobek	**Sulfate Sulfur**	0.40	%	0.01			N/A		07/06/10 13:26	
Modified Sobek	**Total Sulfur**	0.88	%	0.01			W027091	BJF	07/01/10 09:12	
Acid/Base Accounting & Sulfur Forms (HCl Wash)										
Modified Sobek	**ABA-HCl**	16.9	TCaCO3/kT	0.3			N/A		07/07/10 08:25	
Modified Sobek	**AGP-HCl**	15.5	TCaCO3/kT	0.3			N/A		07/07/10 08:25	
Modified Sobek	**Non-extractable Sulfur**	0.03	%	0.01			W027091	BJF	07/06/10 16:01	
Modified Sobek	**Non-Sulfate Sulfur-HCl**	0.53	%	0.01			W027091	KC	07/07/10 08:25	
Modified Sobek	**Pyritic Sulfur-HCl**	0.50	%	0.01			N/A		07/07/10 08:25	
Modified Sobek	**Sulfate Sulfur-HCl**	0.36	%	0.01			N/A		07/07/10 08:25	
Modified Sobek	**Total Sulfur**	0.88	%	0.01			W027091	BJF	07/01/10 09:12	
Classical Chemistry Parameters										
ASA 9	**Paste pH**	8.39	pH Units				W027104	LMG	07/08/10 11:12	
NAG	**NAG pH**	8.63	pH Units				W027096	KC	07/07/10 15:41	
NAG	NAG@pH 4.5	0.00	kg H2SO4/T				W027096	KC	07/07/10 15:41	
NAG	NAG@pH 7	0.00	kg H2SO4/T				W027096	KC	07/07/10 15:41	

This data has been reviewed for accuracy and has been authorized for release by the Laboratory Director or designee.

Nan Wilson
Laboratory Director

One Government Gulch - PO Box 929 Kellogg ID 83837-0929 (208) 784-1258 Fax (208) 783-0891

McClelland Laboratories Inc
1016 Greg Street
Sparks, NV 89431

Project Name: Routine / 3438
Work Order: **W0F0637**
Reported: 09-Jul-10 09:24

Client Sample ID: **604734**
SVL Sample ID: **W0F0637-02 (Soil)**

Sampled: 22-Jun-10 09:00
Received: 24-Jun-10
Sampled By: RJ

Method	Analyte	Result	Units	RL	MDL	Dilution	Batch	Analyst	Analyzed	Notes
Acid/Base Accounting & Sulfur Forms										
Modified Sobek	**ABA**	18.4	TCaCO3/kT	0.3			N/A		07/06/10 16:04	
Modified Sobek	**AGP**	6.6	TCaCO3/kT	0.3			N/A		07/06/10 16:04	
Modified Sobek	**ANP**	25.0	TCaCO3/kT	0.3	0.01		W027091	HJG	07/02/10 12:26	
Modified Sobek	**Non-extractable Sulfur**	0.01	%	0.01			W027091	BJF	07/06/10 16:04	
Modified Sobek	**Non-Sulfate Sulfur**	0.22	%	0.01			W027091	BJF	07/06/10 13:48	
Modified Sobek	**Pyritic Sulfur**	0.21	%	0.01			N/A		07/06/10 16:04	
Modified Sobek	**Sulfate Sulfur**	0.14	%	0.01			N/A		07/06/10 13:48	
Modified Sobek	**Total Sulfur**	0.36	%	0.01			W027091	BJF	07/01/10 09:15	
Acid/Base Accounting & Sulfur Forms (HCl Wash)										
Modified Sobek	**ABA-HCl**	18.5	TCaCO3/kT	0.3			N/A		07/07/10 08:28	
Modified Sobek	**AGP-HCl**	6.5	TCaCO3/kT	0.3			N/A		07/07/10 08:28	
Modified Sobek	**Non-extractable Sulfur**	0.01	%	0.01			W027091	BJF	07/06/10 16:04	
Modified Sobek	**Non-Sulfate Sulfur-HCl**	0.22	%	0.01			W027091	KC	07/07/10 08:28	
Modified Sobek	**Pyritic Sulfur-HCl**	0.21	%	0.01			N/A		07/07/10 08:28	
Modified Sobek	**Sulfate Sulfur-HCl**	0.14	%	0.01			N/A		07/07/10 08:28	
Modified Sobek	**Total Sulfur**	0.36	%	0.01			W027091	BJF	07/01/10 09:15	
Classical Chemistry Parameters										
ASA 9	**Paste pH**	8.59	pH Units				W027104	LMG	07/08/10 11:12	
NAG	**NAG pH**	9.13	pH Units				W027096	KC	07/07/10 15:41	
NAG	NAG@pH 4.5	0.00	kg H2SO4/T				W027096	KC	07/07/10 15:41	
NAG	NAG@pH 7	0.00	kg H2SO4/T				W027096	KC	07/07/10 15:41	

This data has been reviewed for accuracy and has been authorized for release by the Laboratory Director or designee.

Nan Wilson
Laboratory Director

One Government Gulch - PO Box 929 Kellogg ID 83837-0929 (208) 784-1258 Fax (208) 783-0891

McClelland Laboratories Inc
1016 Greg Street
Sparks, NV 89431

Project Name: Routine / 3438
Work Order: **W0F0637**
Reported: 09-Jul-10 09:24

Client Sample ID: **604755**
SVL Sample ID: **W0F0637-03 (Soil)**

Sampled: 22-Jun-10 09:00
Received: 24-Jun-10
Sampled By: RJ

Method	Analyte	Result	Units	RL	MDL	Dilution	Batch	Analyst	Analyzed	Notes
Acid/Base Accounting & Sulfur Forms										
Modified Sobek	**ABA**	-2.5	TCaCO3/kT	0.3			N/A		07/06/10 16:06	
Modified Sobek	**AGP**	21.1	TCaCO3/kT	0.3			N/A		07/06/10 16:06	
Modified Sobek	**ANP**	18.5	TCaCO3/kT	0.3	0.01		W027091	HJG	07/02/10 12:26	
Modified Sobek	**Non-extractable Sulfur**	0.04	%	0.01			W027091	BJF	07/06/10 16:06	
Modified Sobek	**Non-Sulfate Sulfur**	0.72	%	0.01			W027091	BJF	07/06/10 13:52	
Modified Sobek	**Pyritic Sulfur**	0.67	%	0.01			N/A		07/06/10 16:06	
Modified Sobek	**Sulfate Sulfur**	0.29	%	0.01			N/A		07/06/10 13:52	
Modified Sobek	**Total Sulfur**	1.01	%	0.01			W027091	BJF	07/01/10 09:18	
Acid/Base Accounting & Sulfur Forms (HCl Wash)										
Modified Sobek	**ABA-HCl**	1.7	TCaCO3/kT	0.3			N/A		07/07/10 08:30	
Modified Sobek	**AGP-HCl**	16.8	TCaCO3/kT	0.3			N/A		07/07/10 08:30	
Modified Sobek	**Non-extractable Sulfur**	0.04	%	0.01			W027091	BJF	07/06/10 16:06	
Modified Sobek	**Non-Sulfate Sulfur-HCl**	0.58	%	0.01			W027091	KC	07/07/10 08:30	
Modified Sobek	**Pyritic Sulfur-HCl**	0.54	%	0.01			N/A		07/07/10 08:30	
Modified Sobek	**Sulfate Sulfur-HCl**	0.43	%	0.01			N/A		07/07/10 08:30	
Modified Sobek	**Total Sulfur**	1.01	%	0.01			W027091	BJF	07/01/10 09:18	
Classical Chemistry Parameters										
ASA 9	**Paste pH**	7.86	pH Units				W027104	LMG	07/08/10 11:12	
NAG	**NAG pH**	8.44	pH Units				W027096	KC	07/07/10 15:41	
NAG	NAG@pH 4.5	0.00	kg H2SO4/T				W027096	KC	07/07/10 15:41	
NAG	NAG@pH 7	0.00	kg H2SO4/T				W027096	KC	07/07/10 15:41	

This data has been reviewed for accuracy and has been authorized for release by the Laboratory Director or designee.

Nan Wilson
Laboratory Director

One Government Gulch - PO Box 929 Kellogg ID 83837-0929 (208) 784-1258 Fax (208) 783-0891

McClelland Laboratories Inc
1016 Greg Street
Sparks, NV 89431

Project Name: Routine / 3438
Work Order: **W0F0637**
Reported: 09-Jul-10 09:24

Client Sample ID: **604767**
SVL Sample ID: **W0F0637-04 (Soil)**

Sampled: 22-Jun-10 09:00
Received: 24-Jun-10
Sampled By: RJ

Method	Analyte	Result	Units	RL	MDL	Dilution	Batch	Analyst	Analyzed	Notes
Acid/Base Accounting & Sulfur Forms										
Modified Sobek	**ABA**	-50.0	TCaCO3/kT	0.3			N/A		07/06/10 16:09	
Modified Sobek	**AGP**	66.7	TCaCO3/kT	0.3			N/A		07/06/10 16:09	
Modified Sobek	**ANP**	16.7	TCaCO3/kT	0.3	0.01		W027091	HJG	07/02/10 12:26	
Modified Sobek	**Non-extractable Sulfur**	0.10	%	0.01			W027091	BJF	07/06/10 16:09	
Modified Sobek	**Non-Sulfate Sulfur**	2.23	%	0.01			W027091	BJF	07/06/10 13:56	
Modified Sobek	**Pyritic Sulfur**	2.13	%	0.01			N/A		07/06/10 16:09	
Modified Sobek	**Sulfate Sulfur**	0.72	%	0.01			N/A		07/06/10 13:56	
Modified Sobek	**Total Sulfur**	2.95	%	0.01			W027091	BJF	07/01/10 09:21	
Acid/Base Accounting & Sulfur Forms (HCl Wash)										
Modified Sobek	**ABA-HCl**	-46.3	TCaCO3/kT	0.3			N/A		07/07/10 08:35	
Modified Sobek	**AGP-HCl**	63.0	TCaCO3/kT	0.3			N/A		07/07/10 08:35	
Modified Sobek	**Non-extractable Sulfur**	0.10	%	0.01			W027091	BJF	07/06/10 16:09	
Modified Sobek	**Non-Sulfate Sulfur-HCl**	2.11	%	0.01			W027091	KC	07/07/10 08:35	
Modified Sobek	**Pyritic Sulfur-HCl**	2.01	%	0.01			N/A		07/07/10 08:35	
Modified Sobek	**Sulfate Sulfur-HCl**	0.84	%	0.01			N/A		07/07/10 08:35	
Modified Sobek	**Total Sulfur**	2.95	%	0.01			W027091	BJF	07/01/10 09:21	
Classical Chemistry Parameters										
ASA 9	**Paste pH**	7.88	pH Units				W027104	LMG	07/08/10 11:12	
NAG	**NAG pH**	3.21	pH Units				W027096	KC	07/07/10 15:41	
NAG	**NAG@pH 4.5**	4.76	kg H2SO4/T				W027096	KC	07/07/10 15:41	
NAG	**NAG@pH 7**	12.5	kg H2SO4/T				W027096	KC	07/07/10 15:41	

This data has been reviewed for accuracy and has been authorized for release by the Laboratory Director or designee.

Nan Wilson
Laboratory Director

One Government Gulch - PO Box 929 Kellogg ID 83837-0929 (208) 784-1258 Fax (208) 783-0891

McClelland Laboratories Inc
1016 Greg Street
Sparks, NV 89431

Project Name: Routine / 3438
Work Order: **W0F0637**
Reported: 09-Jul-10 09:24

Client Sample ID: **604787**
SVL Sample ID: **W0F0637-05 (Soil)**

Sampled: 22-Jun-10 09:00
Received: 24-Jun-10
Sampled By: RJ

Method	Analyte	Result	Units	RL	MDL	Dilution	Batch	Analyst	Analyzed	Notes
Acid/Base Accounting & Sulfur Forms										
Modified Sobek	**ABA**	-0.3	TCaCO3/kT	0.3			N/A		07/06/10 16:17	
Modified Sobek	**AGP**	30.4	TCaCO3/kT	0.3			N/A		07/06/10 16:17	
Modified Sobek	**ANP**	30.1	TCaCO3/kT	0.3	0.01		W027091	HJG	07/02/10 12:26	
Modified Sobek	**Non-extractable Sulfur**	0.18	%	0.01			W027091	BJF	07/06/10 16:17	
Modified Sobek	**Non-Sulfate Sulfur**	1.15	%	0.01			W027091	BJF	07/06/10 14:01	
Modified Sobek	**Pyritic Sulfur**	0.97	%	0.01			N/A		07/06/10 16:17	
Modified Sobek	**Sulfate Sulfur**	0.30	%	0.01			N/A		07/06/10 14:01	
Modified Sobek	**Total Sulfur**	1.45	%	0.01			W027091	BJF	07/01/10 09:23	
Acid/Base Accounting & Sulfur Forms (HCl Wash)										
Modified Sobek	**ABA-HCl**	7.0	TCaCO3/kT	0.3			N/A		07/07/10 08:40	
Modified Sobek	**AGP-HCl**	23.1	TCaCO3/kT	0.3			N/A		07/07/10 08:40	
Modified Sobek	**Non-extractable Sulfur**	0.18	%	0.01			W027091	BJF	07/06/10 16:17	
Modified Sobek	**Non-Sulfate Sulfur-HCl**	0.92	%	0.01			W027091	KC	07/07/10 08:40	
Modified Sobek	**Pyritic Sulfur-HCl**	0.74	%	0.01			N/A		07/07/10 08:40	
Modified Sobek	**Sulfate Sulfur-HCl**	0.53	%	0.01			N/A		07/07/10 08:40	
Modified Sobek	**Total Sulfur**	1.45	%	0.01			W027091	BJF	07/01/10 09:23	
Classical Chemistry Parameters										
ASA 9	**Paste pH**	8.02	pH Units				W027104	LMG	07/08/10 11:12	
NAG	**NAG pH**	8.00	pH Units				W027096	KC	07/07/10 15:41	
NAG	NAG@pH 4.5	0.00	kg H2SO4/T				W027096	KC	07/07/10 15:41	
NAG	NAG@pH 7	0.00	kg H2SO4/T				W027096	KC	07/07/10 15:41	

This data has been reviewed for accuracy and has been authorized for release by the Laboratory Director or designee.

Nan Wilson
Laboratory Director

One Government Gulch - PO Box 929 Kellogg ID 83837-0929 (208) 784-1258 Fax (208) 783-0891

McClelland Laboratories Inc
1016 Greg Street
Sparks, NV 89431

Project Name: Routine / 3438
Work Order: **W0F0637**
Reported: 09-Jul-10 09:24

Client Sample ID: **604790**
SVL Sample ID: **W0F0637-06 (Soil)**

Sampled: 22-Jun-10 09:00
Received: 24-Jun-10
Sampled By: RJ

Method	Analyte	Result	Units	RL	MDL	Dilution	Batch	Analyst	Analyzed	Notes
Acid/Base Accounting & Sulfur Forms										
Modified Sobek	**ABA**	-7.3	TCaCO3/kT	0.3			N/A		07/06/10 16:20	
Modified Sobek	**AGP**	36.0	TCaCO3/kT	0.3			N/A		07/06/10 16:20	
Modified Sobek	**ANP**	28.7	TCaCO3/kT	0.3	0.01		W027091	HJG	07/02/10 12:26	
Modified Sobek	**Non-extractable Sulfur**	0.09	%	0.01			W027091	BJF	07/06/10 16:20	
Modified Sobek	**Non-Sulfate Sulfur**	1.24	%	0.01			W027091	BJF	07/06/10 14:05	
Modified Sobek	**Pyritic Sulfur**	1.15	%	0.01			N/A		07/06/10 16:20	
Modified Sobek	**Sulfate Sulfur**	0.38	%	0.01			N/A		07/06/10 14:05	
Modified Sobek	**Total Sulfur**	1.62	%	0.01			W027091	BJF	07/01/10 09:26	
Acid/Base Accounting & Sulfur Forms (HCl Wash)										
Modified Sobek	**ABA-HCl**	0.6	TCaCO3/kT	0.3			N/A		07/07/10 08:45	
Modified Sobek	**AGP-HCl**	28.1	TCaCO3/kT	0.3			N/A		07/07/10 08:45	
Modified Sobek	**Non-extractable Sulfur**	0.09	%	0.01			W027091	BJF	07/06/10 16:20	
Modified Sobek	**Non-Sulfate Sulfur-HCl**	0.99	%	0.01			W027091	KC	07/07/10 08:45	
Modified Sobek	**Pyritic Sulfur-HCl**	0.90	%	0.01			N/A		07/07/10 08:45	
Modified Sobek	**Sulfate Sulfur-HCl**	0.63	%	0.01			N/A		07/07/10 08:45	
Modified Sobek	**Total Sulfur**	1.62	%	0.01			W027091	BJF	07/01/10 09:26	
Classical Chemistry Parameters										
ASA 9	**Paste pH**	8.21	pH Units				W027104	LMG	07/08/10 11:12	
NAG	**NAG pH**	8.68	pH Units				W027096	KC	07/07/10 15:41	
NAG	NAG@pH 4.5	0.00	kg H2SO4/T				W027096	KC	07/07/10 15:41	
NAG	NAG@pH 7	0.00	kg H2SO4/T				W027096	KC	07/07/10 15:41	

This data has been reviewed for accuracy and has been authorized for release by the Laboratory Director or designee.

Nan Wilson
Laboratory Director

One Government Gulch - PO Box 929 Kellogg ID 83837-0929 (208) 784-1258 Fax (208) 783-0891

McClelland Laboratories Inc
1016 Greg Street
Sparks, NV 89431

Project Name: Routine / 3438
Work Order: **W0F0637**
Reported: 09-Jul-10 09:24

Client Sample ID: **604804**
SVL Sample ID: **W0F0637-07 (Soil)**

Sampled: 22-Jun-10 09:00
Received: 24-Jun-10
Sampled By: RJ

Method	Analyte	Result	Units	RL	MDL	Dilution	Batch	Analyst	Analyzed	Notes
Acid/Base Accounting & Sulfur Forms										
Modified Sobek	**ABA**	-17.0	TCaCO3/kT	0.3			N/A		07/06/10 16:22	
Modified Sobek	**AGP**	36.9	TCaCO3/kT	0.3			N/A		07/06/10 16:22	
Modified Sobek	**ANP**	19.9	TCaCO3/kT	0.3	0.01		W027091	HJG	07/02/10 12:26	
Modified Sobek	**Non-extractable Sulfur**	0.02	%	0.01			W027091	BJF	07/06/10 16:22	
Modified Sobek	**Non-Sulfate Sulfur**	1.20	%	0.01			W027091	BJF	07/06/10 15:01	
Modified Sobek	**Pyritic Sulfur**	1.18	%	0.01			N/A		07/06/10 16:22	
Modified Sobek	**Sulfate Sulfur**	0.31	%	0.01			N/A		07/06/10 15:01	
Modified Sobek	**Total Sulfur**	1.51	%	0.01			W027091	BJF	07/01/10 09:29	
Acid/Base Accounting & Sulfur Forms (HCl Wash)										
Modified Sobek	**ABA-HCl**	-11.7	TCaCO3/kT	0.3			N/A		07/07/10 08:49	
Modified Sobek	**AGP-HCl**	31.6	TCaCO3/kT	0.3			N/A		07/07/10 08:49	
Modified Sobek	**Non-extractable Sulfur**	0.02	%	0.01			W027091	BJF	07/06/10 16:22	
Modified Sobek	**Non-Sulfate Sulfur-HCl**	1.03	%	0.01			W027091	KC	07/07/10 08:49	
Modified Sobek	**Pyritic Sulfur-HCl**	1.01	%	0.01			N/A		07/07/10 08:49	
Modified Sobek	**Sulfate Sulfur-HCl**	0.48	%	0.01			N/A		07/07/10 08:49	
Modified Sobek	**Total Sulfur**	1.51	%	0.01			W027091	BJF	07/01/10 09:29	
Classical Chemistry Parameters										
ASA 9	**Paste pH**	8.22	pH Units				W027104	LMG	07/08/10 11:12	
NAG	**NAG pH**	8.35	pH Units				W027096	KC	07/07/10 15:41	
NAG	NAG@pH 4.5	0.00	kg H2SO4/T				W027096	KC	07/07/10 15:41	
NAG	NAG@pH 7	0.00	kg H2SO4/T				W027096	KC	07/07/10 15:41	

This data has been reviewed for accuracy and has been authorized for release by the Laboratory Director or designee.

Nan Wilson
Laboratory Director

One Government Gulch - PO Box 929 Kellogg ID 83837-0929 (208) 784-1258 Fax (208) 783-0891

McClelland Laboratories Inc
1016 Greg Street
Sparks, NV 89431

Project Name: Routine / 3438
Work Order: **W0F0637**
Reported: 09-Jul-10 09:24

Client Sample ID: **604811**
SVL Sample ID: **W0F0637-08 (Soil)**

Sampled: 22-Jun-10 09:00
Received: 24-Jun-10
Sampled By: RJ

Method	Analyte	Result	Units	RL	MDL	Dilution	Batch	Analyst	Analyzed	Notes
Acid/Base Accounting & Sulfur Forms										
Modified Sobek	**ABA**	-3.9	TCaCO3/kT	0.3			N/A		07/06/10 16:25	
Modified Sobek	**AGP**	35.8	TCaCO3/kT	0.3			N/A		07/06/10 16:25	
Modified Sobek	**ANP**	32.0	TCaCO3/kT	0.3	0.01		W027091	HJG	07/02/10 12:26	
Modified Sobek	**Non-extractable Sulfur**	0.03	%	0.01			W027091	BJF	07/06/10 16:25	
Modified Sobek	**Non-Sulfate Sulfur**	1.18	%	0.01			W027091	BJF	07/06/10 15:04	
Modified Sobek	**Pyritic Sulfur**	1.15	%	0.01			N/A		07/06/10 16:25	
Modified Sobek	**Sulfate Sulfur**	0.53	%	0.01			N/A		07/06/10 15:04	
Modified Sobek	**Total Sulfur**	1.71	%	0.01			W027091	BJF	07/01/10 09:37	
Acid/Base Accounting & Sulfur Forms (HCl Wash)										
Modified Sobek	**ABA-HCl**	-5.1	TCaCO3/kT	0.3			N/A		07/07/10 09:00	
Modified Sobek	**AGP-HCl**	37.1	TCaCO3/kT	0.3			N/A		07/07/10 09:00	
Modified Sobek	**Non-extractable Sulfur**	0.03	%	0.01			W027091	BJF	07/06/10 16:25	
Modified Sobek	**Non-Sulfate Sulfur-HCl**	1.22	%	0.01			W027091	KC	07/07/10 09:00	
Modified Sobek	**Pyritic Sulfur-HCl**	1.19	%	0.01			N/A		07/07/10 09:00	
Modified Sobek	**Sulfate Sulfur-HCl**	0.49	%	0.01			N/A		07/07/10 09:00	
Modified Sobek	**Total Sulfur**	1.71	%	0.01			W027091	BJF	07/01/10 09:37	
Classical Chemistry Parameters										
ASA 9	**Paste pH**	7.93	pH Units				W027104	LMG	07/08/10 11:12	
NAG	**NAG pH**	8.42	pH Units				W027096	KC	07/07/10 15:41	
NAG	NAG@pH 4.5	0.00	kg H2SO4/T				W027096	KC	07/07/10 15:41	
NAG	NAG@pH 7	0.00	kg H2SO4/T				W027096	KC	07/07/10 15:41	

This data has been reviewed for accuracy and has been authorized for release by the Laboratory Director or designee.

Nan Wilson
Laboratory Director

One Government Gulch - PO Box 929 Kellogg ID 83837-0929 (208) 784-1258 Fax (208) 783-0891

McClelland Laboratories Inc
1016 Greg Street
Sparks, NV 89431

Project Name: Routine / 3438
Work Order: **W0F0637**
Reported: 09-Jul-10 09:24

Client Sample ID: **604849**
SVL Sample ID: **W0F0637-09 (Soil)**

Sampled: 22-Jun-10 09:00
Received: 24-Jun-10
Sampled By: RJ

Method	Analyte	Result	Units	RL	MDL	Dilution	Batch	Analyst	Analyzed	Notes
Acid/Base Accounting & Sulfur Forms										
Modified Sobek	**ABA**	24.4	TCaCO3/kT	0.3			N/A		07/06/10 16:28	
Modified Sobek	**AGP**	25.2	TCaCO3/kT	0.3			N/A		07/06/10 16:28	
Modified Sobek	**ANP**	49.6	TCaCO3/kT	0.3	0.01		W027091	HJG	07/02/10 12:26	
Modified Sobek	**Non-extractable Sulfur**	0.02	%	0.01			W027091	BJF	07/06/10 16:28	
Modified Sobek	**Non-Sulfate Sulfur**	0.83	%	0.01			W027091	BJF	07/06/10 15:07	
Modified Sobek	**Pyritic Sulfur**	0.81	%	0.01			N/A		07/06/10 16:28	
Modified Sobek	**Sulfate Sulfur**	0.43	%	0.01			N/A		07/06/10 15:07	
Modified Sobek	**Total Sulfur**	1.26	%	0.01			W027091	BJF	07/01/10 09:40	
Acid/Base Accounting & Sulfur Forms (HCl Wash)										
Modified Sobek	**ABA-HCl**	21.3	TCaCO3/kT	0.3			N/A		07/07/10 09:04	
Modified Sobek	**AGP-HCl**	28.2	TCaCO3/kT	0.3			N/A		07/07/10 09:04	
Modified Sobek	**Non-extractable Sulfur**	0.02	%	0.01			W027091	BJF	07/06/10 16:28	
Modified Sobek	**Non-Sulfate Sulfur-HCl**	0.92	%	0.01			W027091	KC	07/07/10 09:04	
Modified Sobek	**Pyritic Sulfur-HCl**	0.90	%	0.01			N/A		07/07/10 09:04	
Modified Sobek	**Sulfate Sulfur-HCl**	0.34	%	0.01			N/A		07/07/10 09:04	
Modified Sobek	**Total Sulfur**	1.26	%	0.01			W027091	BJF	07/01/10 09:40	
Classical Chemistry Parameters										
ASA 9	**Paste pH**	8.06	pH Units				W027104	LMG	07/08/10 11:12	
NAG	**NAG pH**	8.24	pH Units				W027096	KC	07/07/10 15:41	
NAG	NAG@pH 4.5	0.00	kg H2SO4/T				W027096	KC	07/07/10 15:41	
NAG	NAG@pH 7	0.00	kg H2SO4/T				W027096	KC	07/07/10 15:41	

This data has been reviewed for accuracy and has been authorized for release by the Laboratory Director or designee.



Nan Wilson
Laboratory Director

One Government Gulch - PO Box 929 Kellogg ID 83837-0929 (208) 784-1258 Fax (208) 783-0891

McClelland Laboratories Inc
1016 Greg Street
Sparks, NV 89431

Project Name: Routine / 3438
Work Order: **W0F0637**
Reported: 09-Jul-10 09:24

Client Sample ID: **604854**
SVL Sample ID: **W0F0637-10 (Soil)**

Sampled: 22-Jun-10 09:00
Received: 24-Jun-10
Sampled By: RJ

Method	Analyte	Result	Units	RL	MDL	Dilution	Batch	Analyst	Analyzed	Notes
Acid/Base Accounting & Sulfur Forms										
Modified Sobek	**ABA**	-20.5	TCaCO3/kT	0.3			N/A		07/06/10 16:30	
Modified Sobek	**AGP**	43.7	TCaCO3/kT	0.3			N/A		07/06/10 16:30	
Modified Sobek	**ANP**	23.2	TCaCO3/kT	0.3	0.01		W027091	HJG	07/02/10 12:26	
Modified Sobek	**Non-extractable Sulfur**	0.04	%	0.01			W027091	BJF	07/06/10 16:30	
Modified Sobek	**Non-Sulfate Sulfur**	1.44	%	0.01			W027091	BJF	07/06/10 15:11	
Modified Sobek	**Pyritic Sulfur**	1.40	%	0.01			N/A		07/06/10 16:30	
Modified Sobek	**Sulfate Sulfur**	0.42	%	0.01			N/A		07/06/10 15:11	
Modified Sobek	**Total Sulfur**	1.86	%	0.01			W027091	BJF	07/01/10 09:43	
Acid/Base Accounting & Sulfur Forms (HCl Wash)										
Modified Sobek	**ABA-HCl**	-6.1	TCaCO3/kT	0.3			N/A		07/07/10 09:07	
Modified Sobek	**AGP-HCl**	29.2	TCaCO3/kT	0.3			N/A		07/07/10 09:07	
Modified Sobek	**Non-extractable Sulfur**	0.04	%	0.01			W027091	BJF	07/06/10 16:30	
Modified Sobek	**Non-Sulfate Sulfur-HCl**	0.98	%	0.01			W027091	KC	07/07/10 09:07	
Modified Sobek	**Pyritic Sulfur-HCl**	0.94	%	0.01			N/A		07/07/10 09:07	
Modified Sobek	**Sulfate Sulfur-HCl**	0.88	%	0.01			N/A		07/07/10 09:07	
Modified Sobek	**Total Sulfur**	1.86	%	0.01			W027091	BJF	07/01/10 09:43	
Classical Chemistry Parameters										
ASA 9	**Paste pH**	8.15	pH Units				W027104	LMG	07/08/10 11:12	
NAG	**NAG pH**	5.08	pH Units				W027096	KC	07/07/10 15:41	
NAG	NAG@pH 4.5	0.00	kg H2SO4/T				W027096	KC	07/07/10 15:41	
NAG	NAG@pH 7	0.00	kg H2SO4/T				W027096	KC	07/07/10 15:41	

This data has been reviewed for accuracy and has been authorized for release by the Laboratory Director or designee.

Nan Wilson
Laboratory Director

One Government Gulch - PO Box 929 Kellogg ID 83837-0929 (208) 784-1258 Fax (208) 783-0891

McClelland Laboratories Inc
1016 Greg Street
Sparks, NV 89431

Project Name: Routine / 3438
Work Order: **W0F0637**
Reported: 09-Jul-10 09:24

Client Sample ID: **604862**
SVL Sample ID: **W0F0637-11 (Soil)**

Sampled: 22-Jun-10 09:00
Received: 24-Jun-10
Sampled By: RJ

Method	Analyte	Result	Units	RL	MDL	Dilution	Batch	Analyst	Analyzed	Notes
Acid/Base Accounting & Sulfur Forms										
Modified Sobek	**ABA**	3.6	TCaCO3/kT	0.3			N/A		07/06/10 16:33	
Modified Sobek	**AGP**	36.2	TCaCO3/kT	0.3			N/A		07/06/10 16:33	
Modified Sobek	**ANP**	39.8	TCaCO3/kT	0.3	0.01		W027091	HJG	07/02/10 12:26	
Modified Sobek	**Non-extractable Sulfur**	0.12	%	0.01			W027091	BJF	07/06/10 16:33	
Modified Sobek	**Non-Sulfate Sulfur**	1.28	%	0.01			W027091	BJF	07/06/10 15:16	
Modified Sobek	**Pyritic Sulfur**	1.16	%	0.01			N/A		07/06/10 16:33	
Modified Sobek	**Sulfate Sulfur**	0.28	%	0.01			N/A		07/06/10 15:16	
Modified Sobek	**Total Sulfur**	1.56	%	0.01			W027091	BJF	07/01/10 09:45	
Acid/Base Accounting & Sulfur Forms (HCl Wash)										
Modified Sobek	**ABA-HCl**	20.6	TCaCO3/kT	0.3			N/A		07/07/10 09:09	
Modified Sobek	**AGP-HCl**	19.2	TCaCO3/kT	0.3			N/A		07/07/10 09:09	
Modified Sobek	**Non-extractable Sulfur**	0.12	%	0.01			W027091	BJF	07/06/10 16:33	
Modified Sobek	**Non-Sulfate Sulfur-HCl**	0.74	%	0.01			W027091	KC	07/07/10 09:09	
Modified Sobek	**Pyritic Sulfur-HCl**	0.62	%	0.01			N/A		07/07/10 09:09	
Modified Sobek	**Sulfate Sulfur-HCl**	0.82	%	0.01			N/A		07/07/10 09:09	
Modified Sobek	**Total Sulfur**	1.56	%	0.01			W027091	BJF	07/01/10 09:45	
Classical Chemistry Parameters										
ASA 9	**Paste pH**	8.04	pH Units				W027104	LMG	07/08/10 11:12	
NAG	**NAG pH**	8.28	pH Units				W027096	KC	07/07/10 15:41	
NAG	NAG@pH 4.5	0.00	kg H2SO4/T				W027096	KC	07/07/10 15:41	
NAG	NAG@pH 7	0.00	kg H2SO4/T				W027096	KC	07/07/10 15:41	

This data has been reviewed for accuracy and has been authorized for release by the Laboratory Director or designee.

Nan Wilson
Laboratory Director

One Government Gulch - PO Box 929 Kellogg ID 83837-0929 (208) 784-1258 Fax (208) 783-0891

McClelland Laboratories Inc
1016 Greg Street
Sparks, NV 89431

Project Name: Routine / 3438
Work Order: **W0F0637**
Reported: 09-Jul-10 09:24

Client Sample ID: **604867**
SVL Sample ID: **W0F0637-12 (Soil)**

Sampled: 22-Jun-10 09:00
Received: 24-Jun-10
Sampled By: RJ

Method	Analyte	Result	Units	RL	MDL	Dilution	Batch	Analyst	Analyzed	Notes
Acid/Base Accounting & Sulfur Forms										
Modified Sobek	**ABA**	-46.4	TCaCO3/kT	0.3			N/A		07/06/10 16:36	
Modified Sobek	**AGP**	73.3	TCaCO3/kT	0.3			N/A		07/06/10 16:36	
Modified Sobek	**ANP**	26.9	TCaCO3/kT	0.3	0.01		W027091	HJG	07/02/10 12:26	
Modified Sobek	**Non-extractable Sulfur**	0.32	%	0.01			W027091	BJF	07/06/10 16:36	
Modified Sobek	**Non-Sulfate Sulfur**	2.66	%	0.01			W027091	BJF	07/06/10 15:20	
Modified Sobek	**Pyritic Sulfur**	2.34	%	0.01			N/A		07/06/10 16:36	
Modified Sobek	**Sulfate Sulfur**	0.65	%	0.01			N/A		07/06/10 15:20	
Modified Sobek	**Total Sulfur**	3.31	%	0.01			W027091	BJF	07/01/10 09:48	
Acid/Base Accounting & Sulfur Forms (HCl Wash)										
Modified Sobek	**ABA-HCl**	-27.0	TCaCO3/kT	0.3			N/A		07/07/10 09:14	
Modified Sobek	**AGP-HCl**	53.9	TCaCO3/kT	0.3			N/A		07/07/10 09:14	
Modified Sobek	**Non-extractable Sulfur**	0.32	%	0.01			W027091	BJF	07/06/10 16:36	
Modified Sobek	**Non-Sulfate Sulfur-HCl**	2.04	%	0.01			W027091	KC	07/07/10 09:14	
Modified Sobek	**Pyritic Sulfur-HCl**	1.72	%	0.01			N/A		07/07/10 09:14	
Modified Sobek	**Sulfate Sulfur-HCl**	1.27	%	0.01			N/A		07/07/10 09:14	
Modified Sobek	**Total Sulfur**	3.31	%	0.01			W027091	BJF	07/01/10 09:48	
Classical Chemistry Parameters										
ASA 9	**Paste pH**	8.03	pH Units				W027104	LMG	07/08/10 11:12	
NAG	**NAG pH**	4.24	pH Units				W027096	KC	07/07/10 15:41	
NAG	NAG@pH 4.5	0.00	kg H2SO4/T				W027096	KC	07/07/10 15:41	
NAG	NAG@pH 7	0.00	kg H2SO4/T				W027096	KC	07/07/10 15:41	

This data has been reviewed for accuracy and has been authorized for release by the Laboratory Director or designee.

Nan Wilson
Laboratory Director

One Government Gulch - PO Box 929 Kellogg ID 83837-0929 (208) 784-1258 Fax (208) 783-0891

McClelland Laboratories Inc
1016 Greg Street
Sparks, NV 89431

Project Name: Routine / 3438
Work Order: **W0F0637**
Reported: 09-Jul-10 09:24

Client Sample ID: **604880**
SVL Sample ID: **W0F0637-13 (Soil)**

Sampled: 22-Jun-10 09:00
Received: 24-Jun-10
Sampled By: RJ

Method	Analyte	Result	Units	RL	MDL	Dilution	Batch	Analyst	Analyzed	Notes
Acid/Base Accounting & Sulfur Forms										
Modified Sobek	**ABA**	7.8	TCaCO3/kT	0.3			N/A		07/06/10 16:38	
Modified Sobek	**AGP**	13.5	TCaCO3/kT	0.3			N/A		07/06/10 16:38	
Modified Sobek	**ANP**	21.3	TCaCO3/kT	0.3	0.01		W027091	HJG	07/02/10 12:26	
Modified Sobek	**Non-extractable Sulfur**	0.02	%	0.01			W027091	BJF	07/06/10 16:38	
Modified Sobek	**Non-Sulfate Sulfur**	0.46	%	0.01			W027091	BJF	07/06/10 15:23	
Modified Sobek	**Pyritic Sulfur**	0.43	%	0.01			N/A		07/06/10 16:38	
Modified Sobek	**Sulfate Sulfur**	0.18	%	0.01			N/A		07/06/10 15:23	
Modified Sobek	**Total Sulfur**	0.64	%	0.01			W027091	BJF	07/01/10 09:51	
Acid/Base Accounting & Sulfur Forms (HCl Wash)										
Modified Sobek	**ABA-HCl**	9.1	TCaCO3/kT	0.3			N/A		07/07/10 09:17	
Modified Sobek	**AGP-HCl**	12.2	TCaCO3/kT	0.3			N/A		07/07/10 09:17	
Modified Sobek	**Non-extractable Sulfur**	0.02	%	0.01			W027091	BJF	07/06/10 16:38	
Modified Sobek	**Non-Sulfate Sulfur-HCl**	0.41	%	0.01			W027091	KC	07/07/10 09:17	
Modified Sobek	**Pyritic Sulfur-HCl**	0.39	%	0.01			N/A		07/07/10 09:17	
Modified Sobek	**Sulfate Sulfur-HCl**	0.23	%	0.01			N/A		07/07/10 09:17	
Modified Sobek	**Total Sulfur**	0.64	%	0.01			W027091	BJF	07/01/10 09:51	
Classical Chemistry Parameters										
ASA 9	**Paste pH**	8.65	pH Units				W027104	LMG	07/08/10 11:12	
NAG	**NAG pH**	9.37	pH Units				W027096	KC	07/07/10 15:41	
NAG	NAG@pH 4.5	0.00	kg H2SO4/T				W027096	KC	07/07/10 15:41	
NAG	NAG@pH 7	0.00	kg H2SO4/T				W027096	KC	07/07/10 15:41	

This data has been reviewed for accuracy and has been authorized for release by the Laboratory Director or designee.

Nan Wilson
Laboratory Director

One Government Gulch - PO Box 929 Kellogg ID 83837-0929 (208) 784-1258 Fax (208) 783-0891

McClelland Laboratories Inc
1016 Greg Street
Sparks, NV 89431

Project Name: Routine / 3438
Work Order: **W0F0637**
Reported: 09-Jul-10 09:24

Client Sample ID: **604889**
SVL Sample ID: **W0F0637-14 (Soil)**

Sampled: 22-Jun-10 09:00
Received: 24-Jun-10
Sampled By: RJ

Method	Analyte	Result	Units	RL	MDL	Dilution	Batch	Analyst	Analyzed	Notes
Acid/Base Accounting & Sulfur Forms										
Modified Sobek	**ABA**	9.0	TCaCO3/kT	0.3			N/A		07/06/10 16:41	
Modified Sobek	**AGP**	23.9	TCaCO3/kT	0.3			N/A		07/06/10 16:41	
Modified Sobek	**ANP**	32.9	TCaCO3/kT	0.3	0.01		W027091	HJG	07/02/10 12:26	
Modified Sobek	**Non-extractable Sulfur**	0.04	%	0.01			W027091	BJF	07/06/10 16:41	
Modified Sobek	**Non-Sulfate Sulfur**	0.81	%	0.01			W027091	BJF	07/06/10 15:26	
Modified Sobek	**Pyritic Sulfur**	0.77	%	0.01			N/A		07/06/10 16:41	
Modified Sobek	**Sulfate Sulfur**	0.31	%	0.01			N/A		07/06/10 15:26	
Modified Sobek	**Total Sulfur**	1.12	%	0.01			W027091	BJF	07/01/10 09:54	
Acid/Base Accounting & Sulfur Forms (HCl Wash)										
Modified Sobek	**ABA-HCl**	12.8	TCaCO3/kT	0.3			N/A		07/07/10 09:19	
Modified Sobek	**AGP-HCl**	20.1	TCaCO3/kT	0.3			N/A		07/07/10 09:19	
Modified Sobek	**Non-extractable Sulfur**	0.04	%	0.01			W027091	BJF	07/06/10 16:41	
Modified Sobek	**Non-Sulfate Sulfur-HCl**	0.68	%	0.01			W027091	KC	07/07/10 09:19	
Modified Sobek	**Pyritic Sulfur-HCl**	0.64	%	0.01			N/A		07/07/10 09:19	
Modified Sobek	**Sulfate Sulfur-HCl**	0.44	%	0.01			N/A		07/07/10 09:19	
Modified Sobek	**Total Sulfur**	1.12	%	0.01			W027091	BJF	07/01/10 09:54	
Classical Chemistry Parameters										
ASA 9	**Paste pH**	8.34	pH Units				W027104	LMG	07/08/10 11:12	
NAG	**NAG pH**	8.44	pH Units				W027096	KC	07/07/10 15:41	
NAG	NAG@pH 4.5	0.00	kg H2SO4/T				W027096	KC	07/07/10 15:41	
NAG	NAG@pH 7	0.00	kg H2SO4/T				W027096	KC	07/07/10 15:41	

This data has been reviewed for accuracy and has been authorized for release by the Laboratory Director or designee.

Nan Wilson
Laboratory Director

One Government Gulch - PO Box 929 Kellogg ID 83837-0929 (208) 784-1258 Fax (208) 783-0891

McClelland Laboratories Inc
1016 Greg Street
Sparks, NV 89431

Project Name: Routine / 3438
Work Order: **W0F0637**
Reported: 09-Jul-10 09:24

Client Sample ID: **604898**
SVL Sample ID: **W0F0637-15 (Soil)**

Sampled: 22-Jun-10 09:00
Received: 24-Jun-10
Sampled By: RJ

Method	Analyte	Result	Units	RL	MDL	Dilution	Batch	Analyst	Analyzed	Notes
Acid/Base Accounting & Sulfur Forms										
Modified Sobek	**ABA**	15.0	TCaCO3/kT	0.3			N/A		07/06/10 16:49	
Modified Sobek	**AGP**	24.8	TCaCO3/kT	0.3			N/A		07/06/10 16:49	
Modified Sobek	**ANP**	39.8	TCaCO3/kT	0.3	0.01		W027091	HJG	07/02/10 12:26	
Modified Sobek	**Non-extractable Sulfur**	0.04	%	0.01			W027091	BJF	07/06/10 16:49	
Modified Sobek	**Non-Sulfate Sulfur**	0.84	%	0.01			W027091	BJF	07/06/10 15:29	
Modified Sobek	**Pyritic Sulfur**	0.79	%	0.01			N/A		07/06/10 16:49	
Modified Sobek	**Sulfate Sulfur**	0.19	%	0.01			N/A		07/06/10 15:29	
Modified Sobek	**Total Sulfur**	1.03	%	0.01			W027091	BJF	07/01/10 09:56	
Acid/Base Accounting & Sulfur Forms (HCl Wash)										
Modified Sobek	**ABA-HCl**	20.5	TCaCO3/kT	0.3			N/A		07/07/10 09:22	
Modified Sobek	**AGP-HCl**	19.4	TCaCO3/kT	0.3			N/A		07/07/10 09:22	
Modified Sobek	**Non-extractable Sulfur**	0.04	%	0.01			W027091	BJF	07/06/10 16:49	
Modified Sobek	**Non-Sulfate Sulfur-HCl**	0.66	%	0.01			W027091	KC	07/07/10 09:22	
Modified Sobek	**Pyritic Sulfur-HCl**	0.62	%	0.01			N/A		07/07/10 09:22	
Modified Sobek	**Sulfate Sulfur-HCl**	0.37	%	0.01			N/A		07/07/10 09:22	
Modified Sobek	**Total Sulfur**	1.03	%	0.01			W027091	BJF	07/01/10 09:56	
Classical Chemistry Parameters										
ASA 9	**Paste pH**	8.44	pH Units				W027104	LMG	07/08/10 11:12	
NAG	**NAG pH**	8.64	pH Units				W027096	KC	07/07/10 15:41	
NAG	NAG@pH 4.5	0.00	kg H2SO4/T				W027096	KC	07/07/10 15:41	
NAG	NAG@pH 7	0.00	kg H2SO4/T				W027096	KC	07/07/10 15:41	

This data has been reviewed for accuracy and has been authorized for release by the Laboratory Director or designee.

Nan Wilson
Laboratory Director

One Government Gulch - PO Box 929 Kellogg ID 83837-0929 (208) 784-1258 Fax (208) 783-0891

McClelland Laboratories Inc
1016 Greg Street
Sparks, NV 89431

Project Name: Routine / 3438
Work Order: **W0F0637**
Reported: 09-Jul-10 09:24

Client Sample ID: **605001**
SVL Sample ID: **W0F0637-16 (Soil)**

Sampled: 22-Jun-10 09:00
Received: 24-Jun-10
Sampled By: RJ

Method	Analyte	Result	Units	RL	MDL	Dilution	Batch	Analyst	Analyzed	Notes
Acid/Base Accounting & Sulfur Forms										
Modified Sobek	**ABA**	-54.2	TCaCO3/kT	0.3			N/A		07/06/10 16:52	
Modified Sobek	**AGP**	64.9	TCaCO3/kT	0.3			N/A		07/06/10 16:52	
Modified Sobek	**ANP**	10.7	TCaCO3/kT	0.3	0.01		W027091	HJG	07/02/10 12:26	
Modified Sobek	**Non-extractable Sulfur**	0.09	%	0.01			W027091	BJF	07/06/10 16:52	
Modified Sobek	**Non-Sulfate Sulfur**	2.17	%	0.01			W027091	BJF	07/06/10 15:33	
Modified Sobek	**Pyritic Sulfur**	2.08	%	0.01			N/A		07/06/10 16:52	
Modified Sobek	**Sulfate Sulfur**	0.33	%	0.01			N/A		07/06/10 15:33	
Modified Sobek	**Total Sulfur**	2.50	%	0.01			W027091	BJF	07/01/10 09:59	
Acid/Base Accounting & Sulfur Forms (HCl Wash)										
Modified Sobek	**ABA-HCl**	-28.6	TCaCO3/kT	0.3			N/A		07/07/10 09:25	
Modified Sobek	**AGP-HCl**	39.2	TCaCO3/kT	0.3			N/A		07/07/10 09:25	
Modified Sobek	**Non-extractable Sulfur**	0.09	%	0.01			W027091	BJF	07/06/10 16:52	
Modified Sobek	**Non-Sulfate Sulfur-HCl**	1.35	%	0.01			W027091	KC	07/07/10 09:25	
Modified Sobek	**Pyritic Sulfur-HCl**	1.26	%	0.01			N/A		07/07/10 09:25	
Modified Sobek	**Sulfate Sulfur-HCl**	1.15	%	0.01			N/A		07/07/10 09:25	
Modified Sobek	**Total Sulfur**	2.50	%	0.01			W027091	BJF	07/01/10 09:59	
Classical Chemistry Parameters										
ASA 9	**Paste pH**	7.77	pH Units				W027104	LMG	07/08/10 11:12	
NAG	**NAG pH**	2.75	pH Units				W027096	KC	07/07/10 15:41	
NAG	**NAG@pH 4.5**	10.1	kg H2SO4/T				W027096	KC	07/07/10 15:41	
NAG	**NAG@pH 7**	15.7	kg H2SO4/T				W027096	KC	07/07/10 15:41	

This data has been reviewed for accuracy and has been authorized for release by the Laboratory Director or designee.

Nan Wilson
Laboratory Director

One Government Gulch - PO Box 929 Kellogg ID 83837-0929 (208) 784-1258 Fax (208) 783-0891

McClelland Laboratories Inc
1016 Greg Street
Sparks, NV 89431

Project Name: Routine / 3438
Work Order: **W0F0637**
Reported: 09-Jul-10 09:24

Client Sample ID: **605013**
SVL Sample ID: **W0F0637-17 (Soil)**

Sampled: 22-Jun-10 09:00
Received: 24-Jun-10
Sampled By: RJ

Method	Analyte	Result	Units	RL	MDL	Dilution	Batch	Analyst	Analyzed	Notes
Acid/Base Accounting & Sulfur Forms										
Modified Sobek	**ABA**	-42.8	TCaCO3/kT	0.3			N/A		07/06/10 16:55	
Modified Sobek	**AGP**	78.9	TCaCO3/kT	0.3			N/A		07/06/10 16:55	
Modified Sobek	**ANP**	36.1	TCaCO3/kT	0.3	0.01		W027091	HJG	07/02/10 12:26	
Modified Sobek	**Non-extractable Sulfur**	0.07	%	0.01			W027091	BJF	07/06/10 16:55	
Modified Sobek	**Non-Sulfate Sulfur**	2.59	%	0.01			W027091	BJF	07/06/10 15:42	
Modified Sobek	**Pyritic Sulfur**	2.52	%	0.01			N/A		07/06/10 16:55	
Modified Sobek	**Sulfate Sulfur**	0.24	%	0.01			N/A		07/06/10 15:42	
Modified Sobek	**Total Sulfur**	2.83	%	0.01			W027091	BJF	07/01/10 10:07	
Acid/Base Accounting & Sulfur Forms (HCl Wash)										
Modified Sobek	**ABA-HCl**	-27.8	TCaCO3/kT	0.3			N/A		07/07/10 09:35	
Modified Sobek	**AGP-HCl**	63.9	TCaCO3/kT	0.3			N/A		07/07/10 09:35	
Modified Sobek	**Non-extractable Sulfur**	0.07	%	0.01			W027091	BJF	07/06/10 16:55	
Modified Sobek	**Non-Sulfate Sulfur-HCl**	2.11	%	0.01			W027091	KC	07/07/10 09:35	
Modified Sobek	**Pyritic Sulfur-HCl**	2.04	%	0.01			N/A		07/07/10 09:35	
Modified Sobek	**Sulfate Sulfur-HCl**	0.72	%	0.01			N/A		07/07/10 09:35	
Modified Sobek	**Total Sulfur**	2.83	%	0.01			W027091	BJF	07/01/10 10:07	
Classical Chemistry Parameters										
ASA 9	**Paste pH**	8.07	pH Units				W027104	LMG	07/08/10 11:12	
NAG	**NAG pH**	7.91	pH Units				W027096	KC	07/07/10 15:41	
NAG	NAG@pH 4.5	0.00	kg H2SO4/T				W027096	KC	07/07/10 15:41	
NAG	NAG@pH 7	0.00	kg H2SO4/T				W027096	KC	07/07/10 15:41	

This data has been reviewed for accuracy and has been authorized for release by the Laboratory Director or designee.

Nan Wilson
Laboratory Director

One Government Gulch - PO Box 929 Kellogg ID 83837-0929 (208) 784-1258 Fax (208) 783-0891

McClelland Laboratories Inc
1016 Greg Street
Sparks, NV 89431

Project Name: Routine / 3438
Work Order: **W0F0637**
Reported: 09-Jul-10 09:24

Client Sample ID: **605033**
SVL Sample ID: **W0F0637-18 (Soil)**

Sampled: 22-Jun-10 09:00
Received: 24-Jun-10
Sampled By: RJ

Method	Analyte	Result	Units	RL	MDL	Dilution	Batch	Analyst	Analyzed	Notes
Acid/Base Accounting & Sulfur Forms										
Modified Sobek	**ABA**	1.2	TCaCO3/kT	0.3			N/A		07/06/10 16:57	
Modified Sobek	**AGP**	28.0	TCaCO3/kT	0.3			N/A		07/06/10 16:57	
Modified Sobek	**ANP**	29.2	TCaCO3/kT	0.3	0.01		W027091	HJG	07/02/10 12:26	
Modified Sobek	**Non-extractable Sulfur**	0.03	%	0.01			W027091	BJF	07/06/10 16:57	
Modified Sobek	**Non-Sulfate Sulfur**	0.92	%	0.01			W027091	BJF	07/06/10 15:45	
Modified Sobek	**Pyritic Sulfur**	0.90	%	0.01			N/A		07/06/10 16:57	
Modified Sobek	**Sulfate Sulfur**	0.33	%	0.01			N/A		07/06/10 15:45	
Modified Sobek	**Total Sulfur**	1.25	%	0.01			W027091	BJF	07/01/10 10:10	
Acid/Base Accounting & Sulfur Forms (HCl Wash)										
Modified Sobek	**ABA-HCl**	7.4	TCaCO3/kT	0.3			N/A		07/07/10 09:38	
Modified Sobek	**AGP-HCl**	21.8	TCaCO3/kT	0.3			N/A		07/07/10 09:38	
Modified Sobek	**Non-extractable Sulfur**	0.03	%	0.01			W027091	BJF	07/06/10 16:57	
Modified Sobek	**Non-Sulfate Sulfur-HCl**	0.73	%	0.01			W027091	KC	07/07/10 09:38	
Modified Sobek	**Pyritic Sulfur-HCl**	0.70	%	0.01			N/A		07/07/10 09:38	
Modified Sobek	**Sulfate Sulfur-HCl**	0.52	%	0.01			N/A		07/07/10 09:38	
Modified Sobek	**Total Sulfur**	1.25	%	0.01			W027091	BJF	07/01/10 10:10	
Classical Chemistry Parameters										
ASA 9	**Paste pH**	8.17	pH Units				W027104	LMG	07/08/10 11:12	
NAG	**NAG pH**	8.30	pH Units				W027096	KC	07/07/10 15:41	
NAG	NAG@pH 4.5	0.00	kg H2SO4/T				W027096	KC	07/07/10 15:41	
NAG	NAG@pH 7	0.00	kg H2SO4/T				W027096	KC	07/07/10 15:41	

This data has been reviewed for accuracy and has been authorized for release by the Laboratory Director or designee.

Nan Wilson
Laboratory Director

One Government Gulch - PO Box 929 Kellogg ID 83837-0929 (208) 784-1258 Fax (208) 783-0891

McClelland Laboratories Inc
1016 Greg Street
Sparks, NV 89431

Project Name: Routine / 3438
Work Order: **W0F0637**
Reported: 09-Jul-10 09:24

Client Sample ID: **605039**
SVL Sample ID: **W0F0637-19 (Soil)**

Sampled: 22-Jun-10 09:00
Received: 24-Jun-10
Sampled By: RJ

Method	Analyte	Result	Units	RL	MDL	Dilution	Batch	Analyst	Analyzed	Notes
Acid/Base Accounting & Sulfur Forms										
Modified Sobek	**ABA**	-16.5	TCaCO3/kT	0.3			N/A		07/06/10 17:00	
Modified Sobek	**AGP**	40.5	TCaCO3/kT	0.3			N/A		07/06/10 17:00	
Modified Sobek	**ANP**	24.1	TCaCO3/kT	0.3	0.01		W027091	HJG	07/02/10 12:26	
Modified Sobek	**Non-extractable Sulfur**	0.02	%	0.01			W027091	BJF	07/06/10 17:00	
Modified Sobek	**Non-Sulfate Sulfur**	1.32	%	0.01			W027091	BJF	07/06/10 15:49	
Modified Sobek	**Pyritic Sulfur**	1.30	%	0.01			N/A		07/06/10 17:00	
Modified Sobek	**Sulfate Sulfur**	0.19	%	0.01			N/A		07/06/10 15:49	
Modified Sobek	**Total Sulfur**	1.51	%	0.01			W027091	BJF	07/01/10 10:13	
Acid/Base Accounting & Sulfur Forms (HCl Wash)										
Modified Sobek	**ABA-HCl**	-4.9	TCaCO3/kT	0.3			N/A		07/07/10 09:41	
Modified Sobek	**AGP-HCl**	29.0	TCaCO3/kT	0.3			N/A		07/07/10 09:41	
Modified Sobek	**Non-extractable Sulfur**	0.02	%	0.01			W027091	BJF	07/06/10 17:00	
Modified Sobek	**Non-Sulfate Sulfur-HCl**	0.95	%	0.01			W027091	KC	07/07/10 09:41	
Modified Sobek	**Pyritic Sulfur-HCl**	0.93	%	0.01			N/A		07/07/10 09:41	
Modified Sobek	**Sulfate Sulfur-HCl**	0.56	%	0.01			N/A		07/07/10 09:41	
Modified Sobek	**Total Sulfur**	1.51	%	0.01			W027091	BJF	07/01/10 10:13	
Classical Chemistry Parameters										
ASA 9	**Paste pH**	8.28	pH Units				W027104	LMG	07/08/10 11:12	
NAG	**NAG pH**	8.44	pH Units				W027096	KC	07/07/10 15:41	
NAG	NAG@pH 4.5	0.00	kg H2SO4/T				W027096	KC	07/07/10 15:41	
NAG	NAG@pH 7	0.00	kg H2SO4/T				W027096	KC	07/07/10 15:41	

This data has been reviewed for accuracy and has been authorized for release by the Laboratory Director or designee.

Nan Wilson
Laboratory Director

One Government Gulch - PO Box 929 Kellogg ID 83837-0929 (208) 784-1258 Fax (208) 783-0891

McClelland Laboratories Inc
1016 Greg Street
Sparks, NV 89431

Project Name: Routine / 3438
Work Order: **W0F0637**
Reported: 09-Jul-10 09:24

Client Sample ID: **605078**
SVL Sample ID: **W0F0637-20 (Soil)**

Sampled: 22-Jun-10 09:00
Received: 24-Jun-10
Sampled By: RJ

Method	Analyte	Result	Units	RL	MDL	Dilution	Batch	Analyst	Analyzed	Notes
Acid/Base Accounting & Sulfur Forms										
Modified Sobek	**ABA**	-16.1	TCaCO3/kT	0.3			N/A		07/06/10 17:03	
Modified Sobek	**AGP**	54.5	TCaCO3/kT	0.3			N/A		07/06/10 17:03	
Modified Sobek	**ANP**	38.4	TCaCO3/kT	0.3	0.01		W027091	HJG	07/02/10 12:26	
Modified Sobek	**Non-extractable Sulfur**	0.03	%	0.01			W027091	BJF	07/06/10 17:03	
Modified Sobek	**Non-Sulfate Sulfur**	1.78	%	0.01			W027091	BJF	07/06/10 15:53	
Modified Sobek	**Pyritic Sulfur**	1.75	%	0.01			N/A		07/06/10 17:03	
Modified Sobek	**Sulfate Sulfur**	0.25	%	0.01			N/A		07/06/10 15:53	
Modified Sobek	**Total Sulfur**	2.03	%	0.01			W027091	BJF	07/01/10 10:16	
Acid/Base Accounting & Sulfur Forms (HCl Wash)										
Modified Sobek	**ABA-HCl**	-9.8	TCaCO3/kT	0.3			N/A		07/07/10 09:46	
Modified Sobek	**AGP-HCl**	48.3	TCaCO3/kT	0.3			N/A		07/07/10 09:46	
Modified Sobek	**Non-extractable Sulfur**	0.03	%	0.01			W027091	BJF	07/06/10 17:03	
Modified Sobek	**Non-Sulfate Sulfur-HCl**	1.58	%	0.01			W027091	KC	07/07/10 09:46	
Modified Sobek	**Pyritic Sulfur-HCl**	1.55	%	0.01			N/A		07/07/10 09:46	
Modified Sobek	**Sulfate Sulfur-HCl**	0.45	%	0.01			N/A		07/07/10 09:46	
Modified Sobek	**Total Sulfur**	2.03	%	0.01			W027091	BJF	07/01/10 10:16	
Classical Chemistry Parameters										
ASA 9	**Paste pH**	8.28	pH Units				W027104	LMG	07/08/10 11:12	
NAG	**NAG pH**	9.17	pH Units				W027096	KC	07/07/10 15:41	
NAG	NAG@pH 4.5	0.00	kg H2SO4/T				W027096	KC	07/07/10 15:41	
NAG	NAG@pH 7	0.00	kg H2SO4/T				W027096	KC	07/07/10 15:41	

This data has been reviewed for accuracy and has been authorized for release by the Laboratory Director or designee.

Nan Wilson
Laboratory Director

One Government Gulch - PO Box 929 Kellogg ID 83837-0929 (208) 784-1258 Fax (208) 783-0891

McClelland Laboratories Inc
1016 Greg Street
Sparks, NV 89431

Project Name: Routine / 3438
Work Order: **W0F0637**
Reported: 09-Jul-10 09:24

Quality Control - BLANK Data

Method	Analyte	Units	Result	MDL	MRL	Batch ID	Analyzed	Notes
Acid/Base Accounting & Sulfur Forms								
Modified Sobek	ANP	TCaCO3/kT	<0.3	0.01	0.3	W027091	02-Jul-10	
Modified Sobek	Non-Sulfate Sulfur	%	<0.01		0.01	W027091	06-Jul-10	
Modified Sobek	Total Sulfur	%	<0.01		0.01	W027091	01-Jul-10	
Modified Sobek	Non-extractable Sulfur	%	<0.01		0.01	W027091	06-Jul-10	
Acid/Base Accounting & Sulfur Forms (HCl Wash)								
Modified Sobek	Non-Sulfate Sulfur-HCl	%	<0.01		0.01	W027091	07-Jul-10	
Modified Sobek	Total Sulfur	%	<0.01		0.01	W027091	01-Jul-10	
Modified Sobek	Non-extractable Sulfur	%	<0.01		0.01	W027091	06-Jul-10	

Quality Control - LABORATORY CONTROL SAMPLE Data

Method	Analyte	Units	LCS Result	LCS True	% Rec.	Acceptance Limits	Batch ID	Analyzed	Notes
Acid/Base Accounting & Sulfur Forms									
Modified Sobek	ANP	TCaCO3/kT	22.7	24.9	91.2	80 - 120	W027091	02-Jul-10	
Modified Sobek	Total Sulfur	%	3.57	3.21	111	80 - 120	W027091	01-Jul-10	
Acid/Base Accounting & Sulfur Forms (HCl Wash)									
Modified Sobek	Total Sulfur	%	3.57	3.21	111	80 - 120	W027091	01-Jul-10	
Classical Chemistry Parameters									
ASA 9	Paste pH	pH Units	6.49	6.36	102	80 - 120	W027104	08-Jul-10	

Quality Control - DUPLICATE Data

Method	Analyte	Units	Duplicate Result	Sample Result	RPD	RPD Limit	Batch ID	Analyzed	Notes
Acid/Base Accounting & Sulfur Forms									
Modified Sobek	ANP	TCaCO3/kT	30.1	32.4	7.4	20	W027091	02-Jul-10	
Modified Sobek	Non-Sulfate Sulfur	%	0.94	0.48	64.0	20	W027091	06-Jul-10	R2
Modified Sobek	Total Sulfur	%	0.88	0.88	0.6	20	W027091	01-Jul-10	
Modified Sobek	Non-extractable Sulfur	%	0.01	0.03	97.3	20	W027091	06-Jul-10	R2
Acid/Base Accounting & Sulfur Forms (HCl Wash)									
Modified Sobek	Non-Sulfate Sulfur-HCl	%	0.52	0.53	0.4	20	W027091	07-Jul-10	
Modified Sobek	Total Sulfur	%	0.88	0.88	0.6	20	W027091	01-Jul-10	
Modified Sobek	Non-extractable Sulfur	%	0.01	0.03	97.3	20	W027091	06-Jul-10	R2
Classical Chemistry Parameters									
ASA 9	Paste pH	pH Units	8.04	8.04	0.0	20	W027104	08-Jul-10	
ASA 9	Paste pH	pH Units	8.41	8.39	0.2	20	W027104	08-Jul-10	
NAG	NAG pH	pH Units	9.24	8.63	6.8	20	W027096	07-Jul-10	
NAG	NAG@pH 4.5	kg H2SO4/T	0.00	0.00		20	W027096	07-Jul-10	
NAG	NAG@pH 7	kg H2SO4/T	0.00	0.00		20	W027096	07-Jul-10	

One Government Gulch - PO Box 929 Kellogg ID 83837-0929 (208) 784-1258 Fax (208) 783-0891

McClelland Laboratories Inc
1016 Greg Street
Sparks, NV 89431

Project Name: Routine / 3438
Work Order: **W0F0637**
Reported: 09-Jul-10 09:24

Notes and Definitions

R2	RPD exceeded the laboratory acceptance limit.
LCS	Laboratory Control Sample (Blank Spike)
RPD	Relative Percent Difference
UDL	A result is less than the detection limit
R > 4S	% recovery not applicable, sample concentration more than four times greater than spike level
<RL	A result is less than the reporting limit
MRL	Method Reporting Limit
MDL	Method Detection Limit
N/A	Not Applicable

CHAIN OF CUSTODY RECORD

SVL Analytical, Inc. • One Government Gulch • Kellogg, ID 83837 • (208) 784-1258 • FAX: (208) 783-0891

FOR SVL USE ONLY
SVL JOB #

TEMP on Receipt: W0F0627

Table 1. -- Matrix Type
1 = Surface Water, 2 = Ground Water
3 = Soil/Sediment, 4 = Rinsate, 5 = Oil
6 = Waste, 7 = Other_____

Report to Company: McClelland Labs Inc.
Contact: Gene McClelland
Address: 1016 Greg Street
Sparks NV 89431
Phone Number: 775-356-1300
FAX Number: 775-356-8917
E-mail: mli@mettest.com

Invoice Sent To: Same
Contact:
Address:
Phone Number:
FAX Number:
PO#:

Project Name: 3438
Sampler's Signature:

Indicate State of sample origination: _____ **USACE?** ☐ Yes ☐ No

	Sample ID Please take care to distinguish between: 1 and I 2 and Z 5 and S ø and O Thanks!	Collection: Date	Collection: Time	Collection: Collected by: (Init.)	Misc.: Matrix Type (From Table 1)	Misc.: No. of Containers	Preservative(s): Unpreserved	Preservative(s): HNO_3 Filtered	Preservative(s): HNO_3 Unfiltered	Preservative(s): HCl	Preservative(s): H_2SO_4	Preservative(s): NaOH	Preservative(s): Other (Specify)	Analyses Required: Mod ABA w/paste pH	Analyses Required: (hot water, HCL, and HNO3)	Analyses Required: Australian NAG	Rush Instructions (Days)	Comments
1	604695	6/22/10	9:00	RJ	3	1								x	x	x		Copy to: McClelland Labs 1016 Greg St. Sparks, NV 89431 mli@mettest.com
2	604734																	
3	604755																	
4	604767																	
5	604787																	
6	604790																	
7	604804																	
8	604811																	
9	604849																	
10	604854																	

Relinquished by: _____ Date: 6/22/10 Time: 9:00 Received by: R. Stubberg Date: 6/24/10 Time: 13:00
Relinquished by: _____ Date: _____ Time: _____ Received by: _____ Date: _____ Time: _____

* Sample Reject: ☐ Return ☐ Dispose ☐ Store (30 Days)

White: LAB COPY Yellow: CUSTOMER COPY

SVL-COC 9/05

*no date or time on sample labels. RS 6/24/10

Page 6 of 8

CHAIN OF CUSTODY RECORD

SVL Analytical, Inc. • One Government Gulch • Kellogg, ID 83837 • (208) 784 1258 • FAX: (208) 783-0891

FOR SVL USE ONLY
SVL JOB #

TEMP on Receipt: WOF0637

Table 1. -- Matrix Type
1 = Surface Water, 2 = Ground Water
3 = Soil/Sediment, 4 = Rinsate, 5 = Oil
6 = Waste, 7 = Other _____

Report to Company: McClelland Labs Inc.
Contact: Gene McClelland
Address: 1016 Greg Street
Sparks NV 89431
Phone Number: 775-356-1300
FAX Number: 775-356-8917
E-mail: mli@mettest.com

Invoice Sent To: Same
Contact:
Address:
Phone Number:
FAX Number:
PO#:

Project Name: 3438
Sampler's Signature:

Indicate State of sample origination: _____ **USACE?** ☐ Yes ☐ No

	Sample ID (Please take care to distinguish between: 1 and I, 2 and Z, 5 and S, Ø and O. Thanks!)	Collection Date	Collection Time	Collected by: (Init.)	Misc. Matrix Type (From Table 1)	Misc. No. of Containers	Preservative(s) Unpreserved	HNO_3 Filtered	HNO_3 Unfiltered	HCl	H_2SO_4	NaOH	Other (Specify)	Analyses Required: Mod ABA w/paste pH (hot water, HCL, and HNO3)	Analyses Required: Australian NAG	Rush Instructions (Days)	Comments
1	604862	6/22/10	9:00	RJ	3	1								x	x	x		Copy to: McClelland Labs 1016 Greg St. Sparks, NV 89431 mli@mettest.com
2	604867																	
3	604880																	
4	604889																	
5	604898																	
6	605001																	
7	605013																	
8	605033																	
9	605039																	
10	605078																	

Relinquished by: _____ Date: 6/22/10 Time: 9:00 Received by: _____
Relinquished by: _____ Date: _____ Time: _____ Received by: R. Stubberud Date: 6/24/10 Time: 13:00

* Sample Reject ☐ Return ☐ Dispose ☐ Store (30 Days)

White: LAB COPY Yellow: CUSTOMER COPY

SVL-COC 9/05

One Government Gulch - PO Box 929 Kellogg ID 83837-0929 (208) 784-1258 Fax (208) 783-0891

McClelland Laboratories Inc
1016 Greg Street
Sparks, NV 89431

Project Name: Routine / 3438
Work Order: **W0F0638**
Reported: 09-Jul-10 09:20

ANALYTICAL REPORT FOR SAMPLES

Sample ID	Laboratory ID	Matrix	Date Sampled	Sampled By	Date Received
605109	W0F0638-01	Soil	22-Jun-10 09:00	RJ	24-Jun-2010
605143	W0F0638-02	Soil	22-Jun-10 09:00	RJ	24-Jun-2010
605152	W0F0638-03	Soil	22-Jun-10 09:00	RJ	24-Jun-2010
605153	W0F0638-04	Soil	22-Jun-10 09:00	RJ	24-Jun-2010
605154	W0F0638-05	Soil	22-Jun-10 09:00	RJ	24-Jun-2010
605175	W0F0638-06	Soil	22-Jun-10 09:00	RJ	24-Jun-2010
605182	W0F0638-07	Soil	22-Jun-10 09:00	RJ	24-Jun-2010
605184	W0F0638-08	Soil	22-Jun-10 09:00	RJ	24-Jun-2010
605193	W0F0638-09	Soil	22-Jun-10 09:00	RJ	24-Jun-2010
605200	W0F0638-10	Soil	22-Jun-10 09:00	RJ	24-Jun-2010
605209	W0F0638-11	Soil	22-Jun-10 09:00	RJ	24-Jun-2010
605218	W0F0638-12	Soil	22-Jun-10 09:00	RJ	24-Jun-2010
605234	W0F0638-13	Soil	22-Jun-10 09:00	RJ	24-Jun-2010
605518	W0F0638-14	Soil	22-Jun-10 09:00	RJ	24-Jun-2010

Solid samples are analyzed on an as-received, wet-weight basis, unless otherwise requested.
Sample preparation is defined by the client as per their Data Quality Objectives.
This report supercedes any previous reports for this Work Order. The complete report includes pages for each sample, a full QC report, and a notes section.
The results presented in this report relate only to the samples, and meet all requirements of the NELAC Standards unless otherwise noted.

Case Narrative

Nevada does not accredit for NAG, ABA and Sulfur Forms. HCl wash added per NDEP directive.

One Government Gulch - PO Box 929 Kellogg ID 83837-0929 (208) 784-1258 Fax (208) 783-0891

McClelland Laboratories Inc
1016 Greg Street
Sparks, NV 89431

Project Name: Routine / 3438
Work Order: **W0F0638**
Reported: 09-Jul-10 09:20

Client Sample ID: **605109**
SVL Sample ID: **W0F0638-01 (Soil)**

Sampled: 22-Jun-10 09:00
Received: 24-Jun-10
Sampled By: RJ

Method	Analyte	Result	Units	RL	MDL	Dilution	Batch	Analyst	Analyzed	Notes
Acid/Base Accounting & Sulfur Forms										
Modified Sobek	**ABA**	16.0	TCaCO3/kT	0.3			N/A		07/08/10 14:04	
Modified Sobek	**AGP**	18.0	TCaCO3/kT	0.3			N/A		07/07/10 12:51	
Modified Sobek	**ANP**	34.0	TCaCO3/kT	0.3	0.01		W027092	LMG	07/08/10 14:04	
Modified Sobek	**Non-extractable Sulfur**	0.02	%	0.01			W027092	BJF	07/07/10 11:25	
Modified Sobek	**Non-Sulfate Sulfur**	0.59	%	0.01			W027092	BJF	07/07/10 12:51	
Modified Sobek	**Pyritic Sulfur**	0.58	%	0.01			N/A		07/07/10 12:51	
Modified Sobek	**Sulfate Sulfur**	0.24	%	0.01			N/A		07/07/10 12:51	
Modified Sobek	**Total Sulfur**	0.84	%	0.01			W027092	BJF	06/29/10 12:45	
Acid/Base Accounting & Sulfur Forms (HCl Wash)										
Modified Sobek	**ABA-HCl**	17.8	TCaCO3/kT	0.3			N/A		07/08/10 14:04	
Modified Sobek	**AGP-HCl**	16.2	TCaCO3/kT	0.3			N/A		07/07/10 11:25	
Modified Sobek	**Non-extractable Sulfur**	0.02	%	0.01			W027092	BJF	07/07/10 11:25	
Modified Sobek	**Non-Sulfate Sulfur-HCl**	0.54	%	0.01			W027092	BJF	07/07/10 09:54	
Modified Sobek	**Pyritic Sulfur-HCl**	0.52	%	0.01			N/A		07/07/10 11:25	
Modified Sobek	**Sulfate Sulfur-HCl**	0.30	%	0.01			N/A		07/07/10 09:54	
Modified Sobek	**Total Sulfur**	0.84	%	0.01			W027092	BJF	06/29/10 12:45	
Classical Chemistry Parameters										
ASA 9	**Paste pH**	8.43	pH Units				W027105	LMG	07/08/10 13:39	
NAG	**NAG pH**	8.41	pH Units				W027097	KC	07/07/10 15:45	
NAG	NAG@pH 4.5	0.00	kg H2SO4/T				W027097	KC	07/07/10 15:45	
NAG	NAG@pH 7	0.00	kg H2SO4/T				W027097	KC	07/07/10 15:45	

This data has been reviewed for accuracy and has been authorized for release by the Laboratory Director or designee.

Nan Wilson
Laboratory Director

One Government Gulch - PO Box 929 Kellogg ID 83837-0929 (208) 784-1258 Fax (208) 783-0891

McClelland Laboratories Inc
1016 Greg Street
Sparks, NV 89431

Project Name: Routine / 3438
Work Order: **W0F0638**
Reported: 09-Jul-10 09:20

Client Sample ID: **605143**
SVL Sample ID: **W0F0638-02 (Soil)**

Sampled: 22-Jun-10 09:00
Received: 24-Jun-10
Sampled By: RJ

Method	Analyte	Result	Units	RL	MDL	Dilution	Batch	Analyst	Analyzed	Notes
Acid/Base Accounting & Sulfur Forms										
Modified Sobek	**ABA**	11.2	TCaCO3/kT	0.3			N/A		07/08/10 14:04	
Modified Sobek	**AGP**	21.3	TCaCO3/kT	0.3			N/A		07/07/10 12:54	
Modified Sobek	**ANP**	32.5	TCaCO3/kT	0.3	0.01		W027092	LMG	07/08/10 14:04	
Modified Sobek	**Non-extractable Sulfur**	0.02	%	0.01			W027092	BJF	07/07/10 11:28	
Modified Sobek	**Non-Sulfate Sulfur**	0.70	%	0.01			W027092	BJF	07/07/10 12:54	
Modified Sobek	**Pyritic Sulfur**	0.68	%	0.01			N/A		07/07/10 12:54	
Modified Sobek	**Sulfate Sulfur**	0.13	%	0.01			N/A		07/07/10 12:54	
Modified Sobek	**Total Sulfur**	0.83	%	0.01			W027092	BJF	06/29/10 12:54	
Acid/Base Accounting & Sulfur Forms (HCl Wash)										
Modified Sobek	**ABA-HCl**	16.7	TCaCO3/kT	0.3			N/A		07/08/10 14:04	
Modified Sobek	**AGP-HCl**	15.7	TCaCO3/kT	0.3			N/A		07/07/10 11:28	
Modified Sobek	**Non-extractable Sulfur**	0.02	%	0.01			W027092	BJF	07/07/10 11:28	
Modified Sobek	**Non-Sulfate Sulfur-HCl**	0.52	%	0.01			W027092	BJF	07/07/10 09:57	
Modified Sobek	**Pyritic Sulfur-HCl**	0.50	%	0.01			N/A		07/07/10 11:28	
Modified Sobek	**Sulfate Sulfur-HCl**	0.31	%	0.01			N/A		07/07/10 09:57	
Modified Sobek	**Total Sulfur**	0.83	%	0.01			W027092	BJF	06/29/10 12:54	
Classical Chemistry Parameters										
ASA 9	**Paste pH**	8.30	pH Units				W027105	LMG	07/08/10 13:39	
NAG	**NAG pH**	8.30	pH Units				W027097	KC	07/07/10 15:45	
NAG	NAG@pH 4.5	0.00	kg H2SO4/T				W027097	KC	07/07/10 15:45	
NAG	NAG@pH 7	0.00	kg H2SO4/T				W027097	KC	07/07/10 15:45	

This data has been reviewed for accuracy and has been authorized for release by the Laboratory Director or designee.

Nan Wilson
Laboratory Director

One Government Gulch - PO Box 929 Kellogg ID 83837-0929 (208) 784-1258 Fax (208) 783-0891

McClelland Laboratories Inc
1016 Greg Street
Sparks, NV 89431

Project Name: Routine / 3438
Work Order: **W0F0638**
Reported: 09-Jul-10 09:20

Client Sample ID: **605152**
SVL Sample ID: **W0F0638-03 (Soil)**

Sampled: 22-Jun-10 09:00
Received: 24-Jun-10
Sampled By: RJ

Method	Analyte	Result	Units	RL	MDL	Dilution	Batch	Analyst	Analyzed	Notes
Acid/Base Accounting & Sulfur Forms										
Modified Sobek	**ABA**	30.8	TCaCO3/kT	0.3			N/A		07/08/10 14:04	
Modified Sobek	**AGP**	14.2	TCaCO3/kT	0.3			N/A		07/07/10 12:57	
Modified Sobek	**ANP**	45.0	TCaCO3/kT	0.3	0.01		W027092	LMG	07/08/10 14:04	
Modified Sobek	**Non-extractable Sulfur**	0.02	%	0.01			W027092	BJF	07/07/10 11:30	
Modified Sobek	**Non-Sulfate Sulfur**	0.47	%	0.01			W027092	BJF	07/07/10 12:57	
Modified Sobek	**Pyritic Sulfur**	0.45	%	0.01			N/A		07/07/10 12:57	
Modified Sobek	**Sulfate Sulfur**	0.04	%	0.01			N/A		07/07/10 12:57	
Modified Sobek	**Total Sulfur**	0.51	%	0.01			W027092	BJF	06/29/10 12:57	
Acid/Base Accounting & Sulfur Forms (HCl Wash)										
Modified Sobek	**ABA-HCl**	33.8	TCaCO3/kT	0.3			N/A		07/08/10 14:04	
Modified Sobek	**AGP-HCl**	11.2	TCaCO3/kT	0.3			N/A		07/07/10 11:30	
Modified Sobek	**Non-extractable Sulfur**	0.02	%	0.01			W027092	BJF	07/07/10 11:30	
Modified Sobek	**Non-Sulfate Sulfur-HCl**	0.38	%	0.01			W027092	BJF	07/07/10 09:59	
Modified Sobek	**Pyritic Sulfur-HCl**	0.36	%	0.01			N/A		07/07/10 11:30	
Modified Sobek	**Sulfate Sulfur-HCl**	0.14	%	0.01			N/A		07/07/10 09:59	
Modified Sobek	**Total Sulfur**	0.51	%	0.01			W027092	BJF	06/29/10 12:57	
Classical Chemistry Parameters										
ASA 9	**Paste pH**	8.48	pH Units				W027105	LMG	07/08/10 13:39	
NAG	**NAG pH**	8.16	pH Units				W027097	KC	07/07/10 15:45	
NAG	NAG@pH 4.5	0.00	kg H2SO4/T				W027097	KC	07/07/10 15:45	
NAG	NAG@pH 7	0.00	kg H2SO4/T				W027097	KC	07/07/10 15:45	

This data has been reviewed for accuracy and has been authorized for release by the Laboratory Director or designee.

Nan Wilson
Laboratory Director

One Government Gulch - PO Box 929 Kellogg ID 83837-0929 (208) 784-1258 Fax (208) 783-0891

McClelland Laboratories Inc
1016 Greg Street
Sparks, NV 89431

Project Name: Routine / 3438
Work Order: **W0F0638**
Reported: 09-Jul-10 09:20

Client Sample ID: **605153**
SVL Sample ID: **W0F0638-04 (Soil)**

Sampled: 22-Jun-10 09:00
Received: 24-Jun-10
Sampled By: RJ

Method	Analyte	Result	Units	RL	MDL	Dilution	Batch	Analyst	Analyzed	Notes
Acid/Base Accounting & Sulfur Forms										
Modified Sobek	**ABA**	26.8	TCaCO3/kT	0.3			N/A		07/08/10 14:04	
Modified Sobek	**AGP**	15.2	TCaCO3/kT	0.3			N/A		07/07/10 13:00	
Modified Sobek	**ANP**	42.0	TCaCO3/kT	0.3	0.01		W027092	LMG	07/08/10 14:04	
Modified Sobek	Non-extractable Sulfur	< 0.01	%	0.01			W027092	BJF	07/07/10 11:33	
Modified Sobek	**Non-Sulfate Sulfur**	0.49	%	0.01			W027092	BJF	07/07/10 13:00	
Modified Sobek	**Pyritic Sulfur**	0.49	%	0.01			N/A		07/07/10 13:00	
Modified Sobek	**Sulfate Sulfur**	0.13	%	0.01			N/A		07/07/10 13:00	
Modified Sobek	**Total Sulfur**	0.62	%	0.01			W027092	BJF	06/29/10 13:00	
Acid/Base Accounting & Sulfur Forms (HCl Wash)										
Modified Sobek	**ABA-HCl**	28.0	TCaCO3/kT	0.3			N/A		07/08/10 14:04	
Modified Sobek	**AGP-HCl**	14.0	TCaCO3/kT	0.3			N/A		07/07/10 11:33	
Modified Sobek	Non-extractable Sulfur	< 0.01	%	0.01			W027092	BJF	07/07/10 11:33	
Modified Sobek	**Non-Sulfate Sulfur-HCl**	0.45	%	0.01			W027092	BJF	07/07/10 10:02	
Modified Sobek	**Pyritic Sulfur-HCl**	0.45	%	0.01			N/A		07/07/10 11:33	
Modified Sobek	**Sulfate Sulfur-HCl**	0.17	%	0.01			N/A		07/07/10 10:02	
Modified Sobek	**Total Sulfur**	0.62	%	0.01			W027092	BJF	06/29/10 13:00	
Classical Chemistry Parameters										
ASA 9	**Paste pH**	8.60	pH Units				W027105	LMG	07/08/10 13:39	
NAG	**NAG pH**	8.56	pH Units				W027097	KC	07/07/10 15:45	
NAG	NAG@pH 4.5	0.00	kg H2SO4/T				W027097	KC	07/07/10 15:45	
NAG	NAG@pH 7	0.00	kg H2SO4/T				W027097	KC	07/07/10 15:45	

This data has been reviewed for accuracy and has been authorized for release by the Laboratory Director or designee.

Nan Wilson
Laboratory Director

One Government Gulch - PO Box 929 Kellogg ID 83837-0929 (208) 784-1258 Fax (208) 783-0891

McClelland Laboratories Inc
1016 Greg Street
Sparks, NV 89431

Project Name: Routine / 3438
Work Order: **W0F0638**
Reported: 09-Jul-10 09:20

Client Sample ID: **605154**
SVL Sample ID: **W0F0638-05 (Soil)**

Sampled: 22-Jun-10 09:00
Received: 24-Jun-10
Sampled By: RJ

Method	Analyte	Result	Units	RL	MDL	Dilution	Batch	Analyst	Analyzed	Notes
Acid/Base Accounting & Sulfur Forms										
Modified Sobek	**ABA**	24.8	TCaCO3/kT	0.3			N/A		07/08/10 14:04	
Modified Sobek	**AGP**	12.7	TCaCO3/kT	0.3			N/A		07/07/10 13:03	
Modified Sobek	**ANP**	37.5	TCaCO3/kT	0.3	0.01		W027092	LMG	07/08/10 14:04	
Modified Sobek	Non-extractable Sulfur	< 0.01	%	0.01			W027092	BJF	07/07/10 11:36	
Modified Sobek	**Non-Sulfate Sulfur**	0.41	%	0.01			W027092	BJF	07/07/10 13:03	
Modified Sobek	**Pyritic Sulfur**	0.41	%	0.01			N/A		07/07/10 13:03	
Modified Sobek	**Sulfate Sulfur**	0.13	%	0.01			N/A		07/07/10 13:03	
Modified Sobek	**Total Sulfur**	0.54	%	0.01			W027092	BJF	06/29/10 13:03	
Acid/Base Accounting & Sulfur Forms (HCl Wash)										
Modified Sobek	**ABA-HCl**	26.9	TCaCO3/kT	0.3			N/A		07/08/10 14:04	
Modified Sobek	**AGP-HCl**	10.6	TCaCO3/kT	0.3			N/A		07/07/10 11:36	
Modified Sobek	Non-extractable Sulfur	< 0.01	%	0.01			W027092	BJF	07/07/10 11:36	
Modified Sobek	**Non-Sulfate Sulfur-HCl**	0.34	%	0.01			W027092	BJF	07/07/10 10:11	
Modified Sobek	**Pyritic Sulfur-HCl**	0.34	%	0.01			N/A		07/07/10 11:36	
Modified Sobek	**Sulfate Sulfur-HCl**	0.20	%	0.01			N/A		07/07/10 10:11	
Modified Sobek	**Total Sulfur**	0.54	%	0.01			W027092	BJF	06/29/10 13:03	
Classical Chemistry Parameters										
ASA 9	**Paste pH**	8.47	pH Units				W027105	LMG	07/08/10 13:39	
NAG	**NAG pH**	8.40	pH Units				W027097	KC	07/07/10 15:45	
NAG	NAG@pH 4.5	0.00	kg H2SO4/T				W027097	KC	07/07/10 15:45	
NAG	NAG@pH 7	0.00	kg H2SO4/T				W027097	KC	07/07/10 15:45	

This data has been reviewed for accuracy and has been authorized for release by the Laboratory Director or designee.

Nan Wilson
Laboratory Director

One Government Gulch - PO Box 929 Kellogg ID 83837-0929 (208) 784-1258 Fax (208) 783-0891

McClelland Laboratories Inc
1016 Greg Street
Sparks, NV 89431

Project Name: Routine / 3438
Work Order: **W0F0638**
Reported: 09-Jul-10 09:20

Client Sample ID: **605175**
SVL Sample ID: **W0F0638-06 (Soil)**

Sampled: 22-Jun-10 09:00
Received: 24-Jun-10
Sampled By: RJ

Method	Analyte	Result	Units	RL	MDL	Dilution	Batch	Analyst	Analyzed	Notes
Acid/Base Accounting & Sulfur Forms										
Modified Sobek	**ABA**	29.5	TCaCO3/kT	0.3			N/A		07/08/10 14:04	
Modified Sobek	**AGP**	12.0	TCaCO3/kT	0.3			N/A		07/07/10 13:06	
Modified Sobek	**ANP**	41.5	TCaCO3/kT	0.3	0.01		W027092	LMG	07/08/10 14:04	
Modified Sobek	**Non-extractable Sulfur**	0.01	%	0.01			W027092	BJF	07/07/10 11:38	
Modified Sobek	**Non-Sulfate Sulfur**	0.40	%	0.01			W027092	BJF	07/07/10 13:06	
Modified Sobek	**Pyritic Sulfur**	0.38	%	0.01			N/A		07/07/10 13:06	
Modified Sobek	**Sulfate Sulfur**	0.09	%	0.01			N/A		07/07/10 13:06	
Modified Sobek	**Total Sulfur**	0.49	%	0.01			W027092	BJF	06/29/10 13:05	
Acid/Base Accounting & Sulfur Forms (HCl Wash)										
Modified Sobek	**ABA-HCl**	30.8	TCaCO3/kT	0.3			N/A		07/08/10 14:04	
Modified Sobek	**AGP-HCl**	10.7	TCaCO3/kT	0.3			N/A		07/07/10 11:38	
Modified Sobek	**Non-extractable Sulfur**	0.01	%	0.01			W027092	BJF	07/07/10 11:38	
Modified Sobek	**Non-Sulfate Sulfur-HCl**	0.36	%	0.01			W027092	BJF	07/07/10 10:14	
Modified Sobek	**Pyritic Sulfur-HCl**	0.34	%	0.01			N/A		07/07/10 11:38	
Modified Sobek	**Sulfate Sulfur-HCl**	0.13	%	0.01			N/A		07/07/10 10:14	
Modified Sobek	**Total Sulfur**	0.49	%	0.01			W027092	BJF	06/29/10 13:05	
Classical Chemistry Parameters										
ASA 9	**Paste pH**	8.68	pH Units				W027105	LMG	07/08/10 13:39	
NAG	**NAG pH**	8.73	pH Units				W027097	KC	07/07/10 15:45	
NAG	NAG@pH 4.5	0.00	kg H2SO4/T				W027097	KC	07/07/10 15:45	
NAG	NAG@pH 7	0.00	kg H2SO4/T				W027097	KC	07/07/10 15:45	

This data has been reviewed for accuracy and has been authorized for release by the Laboratory Director or designee.

Nan Wilson
Laboratory Director

One Government Gulch - PO Box 929 Kellogg ID 83837-0929 (208) 784-1258 Fax (208) 783-0891

McClelland Laboratories Inc
1016 Greg Street
Sparks, NV 89431

Project Name: Routine / 3438
Work Order: **W0F0638**
Reported: 09-Jul-10 09:20

Client Sample ID: **605182**
SVL Sample ID: **W0F0638-07 (Soil)**

Sampled: 22-Jun-10 09:00
Received: 24-Jun-10
Sampled By: RJ

Method	Analyte	Result	Units	RL	MDL	Dilution	Batch	Analyst	Analyzed	Notes
Acid/Base Accounting & Sulfur Forms										
Modified Sobek	**ABA**	26.7	TCaCO3/kT	0.3			N/A		07/08/10 14:04	
Modified Sobek	**AGP**	9.3	TCaCO3/kT	0.3			N/A		07/07/10 13:09	
Modified Sobek	**ANP**	36.0	TCaCO3/kT	0.3	0.01		W027092	LMG	07/08/10 14:04	
Modified Sobek	**Non-extractable Sulfur**	0.02	%	0.01			W027092	BJF	07/07/10 11:41	
Modified Sobek	**Non-Sulfate Sulfur**	0.32	%	0.01			W027092	BJF	07/07/10 13:09	
Modified Sobek	**Pyritic Sulfur**	0.30	%	0.01			N/A		07/07/10 13:09	
Modified Sobek	**Sulfate Sulfur**	0.09	%	0.01			N/A		07/07/10 13:09	
Modified Sobek	**Total Sulfur**	0.40	%	0.01			W027092	BJF	06/29/10 13:08	
Acid/Base Accounting & Sulfur Forms (HCl Wash)										
Modified Sobek	**ABA-HCl**	27.3	TCaCO3/kT	0.3			N/A		07/08/10 14:04	
Modified Sobek	**AGP-HCl**	8.6	TCaCO3/kT	0.3			N/A		07/07/10 11:41	
Modified Sobek	**Non-extractable Sulfur**	0.02	%	0.01			W027092	BJF	07/07/10 11:41	
Modified Sobek	**Non-Sulfate Sulfur-HCl**	0.29	%	0.01			W027092	BJF	07/07/10 10:16	
Modified Sobek	**Pyritic Sulfur-HCl**	0.28	%	0.01			N/A		07/07/10 11:41	
Modified Sobek	**Sulfate Sulfur-HCl**	0.11	%	0.01			N/A		07/07/10 10:16	
Modified Sobek	**Total Sulfur**	0.40	%	0.01			W027092	BJF	06/29/10 13:08	
Classical Chemistry Parameters										
ASA 9	**Paste pH**	8.87	pH Units				W027105	LMG	07/08/10 13:39	
NAG	**NAG pH**	10.70	pH Units				W027097	KC	07/07/10 15:45	
NAG	NAG@pH 4.5	0.00	kg H2SO4/T				W027097	KC	07/07/10 15:45	
NAG	NAG@pH 7	0.00	kg H2SO4/T				W027097	KC	07/07/10 15:45	

This data has been reviewed for accuracy and has been authorized for release by the Laboratory Director or designee.

Nan Wilson
Laboratory Director

One Government Gulch - PO Box 929 Kellogg ID 83837-0929 (208) 784-1258 Fax (208) 783-0891

McClelland Laboratories Inc
1016 Greg Street
Sparks, NV 89431

Project Name: Routine / 3438
Work Order: **W0F0638**
Reported: 09-Jul-10 09:20

Client Sample ID: **605184**
SVL Sample ID: **W0F0638-08 (Soil)**

Sampled: 22-Jun-10 09:00
Received: 24-Jun-10
Sampled By: RJ

Method	Analyte	Result	Units	RL	MDL	Dilution	Batch	Analyst	Analyzed	Notes
Acid/Base Accounting & Sulfur Forms										
Modified Sobek	**ABA**	-60.9	TCaCO3/kT	0.3			N/A		07/08/10 14:04	
Modified Sobek	**AGP**	74.4	TCaCO3/kT	0.3			N/A		07/07/10 13:20	
Modified Sobek	**ANP**	13.5	TCaCO3/kT	0.3	0.01		W027092	LMG	07/08/10 14:04	
Modified Sobek	**Non-extractable Sulfur**	0.25	%	0.01			W027092	BJF	07/07/10 11:49	
Modified Sobek	**Non-Sulfate Sulfur**	2.63	%	0.01			W027092	BJF	07/07/10 13:20	
Modified Sobek	**Pyritic Sulfur**	2.38	%	0.01			N/A		07/07/10 13:20	
Modified Sobek	**Sulfate Sulfur**	0.48	%	0.01			N/A		07/07/10 13:20	
Modified Sobek	**Total Sulfur**	3.11	%	0.01			W027092	BJF	06/29/10 13:11	
Acid/Base Accounting & Sulfur Forms (HCl Wash)										
Modified Sobek	**ABA-HCl**	-43.4	TCaCO3/kT	0.3			N/A		07/08/10 14:04	
Modified Sobek	**AGP-HCl**	56.9	TCaCO3/kT	0.3			N/A		07/07/10 11:49	
Modified Sobek	**Non-extractable Sulfur**	0.25	%	0.01			W027092	BJF	07/07/10 11:49	
Modified Sobek	**Non-Sulfate Sulfur-HCl**	2.07	%	0.01			W027092	BJF	07/07/10 10:21	
Modified Sobek	**Pyritic Sulfur-HCl**	1.82	%	0.01			N/A		07/07/10 11:49	
Modified Sobek	**Sulfate Sulfur-HCl**	1.04	%	0.01			N/A		07/07/10 10:21	
Modified Sobek	**Total Sulfur**	3.11	%	0.01			W027092	BJF	06/29/10 13:11	
Classical Chemistry Parameters										
ASA 9	**Paste pH**	7.37	pH Units				W027105	LMG	07/08/10 13:39	
NAG	**NAG pH**	3.05	pH Units				W027097	KC	07/07/10 15:45	
NAG	**NAG@pH 4.5**	5.16	kg H2SO4/T				W027097	KC	07/07/10 15:45	
NAG	**NAG@pH 7**	18.6	kg H2SO4/T				W027097	KC	07/07/10 15:45	

This data has been reviewed for accuracy and has been authorized for release by the Laboratory Director or designee.

Nan Wilson
Laboratory Director

One Government Gulch - PO Box 929 Kellogg ID 83837-0929 (208) 784-1258 Fax (208) 783-0891

McClelland Laboratories Inc
1016 Greg Street
Sparks, NV 89431

Project Name: Routine / 3438
Work Order: **W0F0638**
Reported: 09-Jul-10 09:20

Client Sample ID: **605193**
SVL Sample ID: **W0F0638-09 (Soil)**

Sampled: 22-Jun-10 09:00
Received: 24-Jun-10
Sampled By: RJ

Method	Analyte	Result	Units	RL	MDL	Dilution	Batch	Analyst	Analyzed	Notes
Acid/Base Accounting & Sulfur Forms										
Modified Sobek	**ABA**	-2.9	TCaCO3/kT	0.3			N/A		07/08/10 14:04	
Modified Sobek	**AGP**	32.3	TCaCO3/kT	0.3			N/A		07/07/10 13:23	
Modified Sobek	**ANP**	29.5	TCaCO3/kT	0.3	0.01		W027092	LMG	07/08/10 14:04	
Modified Sobek	**Non-extractable Sulfur**	0.04	%	0.01			W027092	BJF	07/07/10 11:52	
Modified Sobek	**Non-Sulfate Sulfur**	1.07	%	0.01			W027092	BJF	07/07/10 13:23	
Modified Sobek	**Pyritic Sulfur**	1.03	%	0.01			N/A		07/07/10 13:23	
Modified Sobek	**Sulfate Sulfur**	0.41	%	0.01			N/A		07/07/10 13:23	
Modified Sobek	**Total Sulfur**	1.48	%	0.01			W027092	BJF	06/29/10 13:14	
Acid/Base Accounting & Sulfur Forms (HCl Wash)										
Modified Sobek	**ABA-HCl**	-3.8	TCaCO3/kT	0.3			N/A		07/08/10 14:04	
Modified Sobek	**AGP-HCl**	33.3	TCaCO3/kT	0.3			N/A		07/07/10 11:52	
Modified Sobek	**Non-extractable Sulfur**	0.04	%	0.01			W027092	BJF	07/07/10 11:52	
Modified Sobek	**Non-Sulfate Sulfur-HCl**	1.10	%	0.01			W027092	BJF	07/07/10 10:26	
Modified Sobek	**Pyritic Sulfur-HCl**	1.06	%	0.01			N/A		07/07/10 11:52	
Modified Sobek	**Sulfate Sulfur-HCl**	0.38	%	0.01			N/A		07/07/10 10:26	
Modified Sobek	**Total Sulfur**	1.48	%	0.01			W027092	BJF	06/29/10 13:14	
Classical Chemistry Parameters										
ASA 9	**Paste pH**	8.04	pH Units				W027105	LMG	07/08/10 13:39	
NAG	**NAG pH**	8.40	pH Units				W027097	KC	07/07/10 15:45	
NAG	NAG@pH 4.5	0.00	kg H2SO4/T				W027097	KC	07/07/10 15:45	
NAG	NAG@pH 7	0.00	kg H2SO4/T				W027097	KC	07/07/10 15:45	

This data has been reviewed for accuracy and has been authorized for release by the Laboratory Director or designee.

Nan Wilson
Laboratory Director

One Government Gulch - PO Box 929 Kellogg ID 83837-0929 (208) 784-1258 Fax (208) 783-0891

McClelland Laboratories Inc
1016 Greg Street
Sparks, NV 89431

Project Name: Routine / 3438
Work Order: **W0F0638**
Reported: 09-Jul-10 09:20

Client Sample ID: **605200**
SVL Sample ID: **W0F0638-10 (Soil)**

Sampled: 22-Jun-10 09:00
Received: 24-Jun-10
Sampled By: RJ

Method	Analyte	Result	Units	RL	MDL	Dilution	Batch	Analyst	Analyzed	Notes
Acid/Base Accounting & Sulfur Forms										
Modified Sobek	**ABA**	-49.2	TCaCO3/kT	0.3			N/A		07/08/10 14:04	
Modified Sobek	**AGP**	64.7	TCaCO3/kT	0.3			N/A		07/07/10 13:28	
Modified Sobek	**ANP**	15.5	TCaCO3/kT	0.3	0.01		W027092	LMG	07/08/10 14:04	
Modified Sobek	**Non-extractable Sulfur**	0.13	%	0.01			W027092	BJF	07/07/10 11:54	
Modified Sobek	**Non-Sulfate Sulfur**	2.20	%	0.01			W027092	BJF	07/07/10 13:28	
Modified Sobek	**Pyritic Sulfur**	2.07	%	0.01			N/A		07/07/10 13:28	
Modified Sobek	**Sulfate Sulfur**	0.36	%	0.01			N/A		07/07/10 13:28	
Modified Sobek	**Total Sulfur**	2.56	%	0.01			W027092	BJF	06/29/10 13:16	
Acid/Base Accounting & Sulfur Forms (HCl Wash)										
Modified Sobek	**ABA-HCl**	-38.3	TCaCO3/kT	0.3			N/A		07/08/10 14:04	
Modified Sobek	**AGP-HCl**	53.8	TCaCO3/kT	0.3			N/A		07/07/10 11:54	
Modified Sobek	**Non-extractable Sulfur**	0.13	%	0.01			W027092	BJF	07/07/10 11:54	
Modified Sobek	**Non-Sulfate Sulfur-HCl**	1.85	%	0.01			W027092	BJF	07/07/10 10:30	
Modified Sobek	**Pyritic Sulfur-HCl**	1.72	%	0.01			N/A		07/07/10 11:54	
Modified Sobek	**Sulfate Sulfur-HCl**	0.71	%	0.01			N/A		07/07/10 10:30	
Modified Sobek	**Total Sulfur**	2.56	%	0.01			W027092	BJF	06/29/10 13:16	
Classical Chemistry Parameters										
ASA 9	**Paste pH**	8.08	pH Units				W027105	LMG	07/08/10 13:39	
NAG	**NAG pH**	3.03	pH Units				W027097	KC	07/07/10 15:45	
NAG	**NAG@pH 4.5**	5.55	kg H2SO4/T				W027097	KC	07/07/10 15:45	
NAG	**NAG@pH 7**	14.9	kg H2SO4/T				W027097	KC	07/07/10 15:45	

This data has been reviewed for accuracy and has been authorized for release by the Laboratory Director or designee.

Nan Wilson
Laboratory Director

One Government Gulch - PO Box 929 Kellogg ID 83837-0929 (208) 784-1258 Fax (208) 783-0891

McClelland Laboratories Inc
1016 Greg Street
Sparks, NV 89431

Project Name: Routine / 3438
Work Order: **W0F0638**
Reported: 09-Jul-10 09:20

Client Sample ID: **605209**
SVL Sample ID: **W0F0638-11 (Soil)**

Sampled: 22-Jun-10 09:00
Received: 24-Jun-10
Sampled By: RJ

Method	Analyte	Result	Units	RL	MDL	Dilution	Batch	Analyst	Analyzed	Notes
Acid/Base Accounting & Sulfur Forms										
Modified Sobek	**ABA**	-0.9	TCaCO3/kT	0.3			N/A		07/08/10 14:04	
Modified Sobek	**AGP**	27.9	TCaCO3/kT	0.3			N/A		07/07/10 13:32	
Modified Sobek	**ANP**	27.0	TCaCO3/kT	0.3	0.01		W027092	LMG	07/08/10 14:04	
Modified Sobek	**Non-extractable Sulfur**	0.09	%	0.01			W027092	BJF	07/07/10 11:57	
Modified Sobek	**Non-Sulfate Sulfur**	0.98	%	0.01			W027092	BJF	07/07/10 13:32	
Modified Sobek	**Pyritic Sulfur**	0.89	%	0.01			N/A		07/07/10 13:32	
Modified Sobek	**Sulfate Sulfur**	0.11	%	0.01			N/A		07/07/10 13:32	
Modified Sobek	**Total Sulfur**	1.09	%	0.01			W027092	BJF	06/29/10 13:19	
Acid/Base Accounting & Sulfur Forms (HCl Wash)										
Modified Sobek	**ABA-HCl**	10.2	TCaCO3/kT	0.3			N/A		07/08/10 14:04	
Modified Sobek	**AGP-HCl**	16.7	TCaCO3/kT	0.3			N/A		07/07/10 11:57	
Modified Sobek	**Non-extractable Sulfur**	0.09	%	0.01			W027092	BJF	07/07/10 11:57	
Modified Sobek	**Non-Sulfate Sulfur-HCl**	0.62	%	0.01			W027092	BJF	07/07/10 10:33	
Modified Sobek	**Pyritic Sulfur-HCl**	0.54	%	0.01			N/A		07/07/10 11:57	
Modified Sobek	**Sulfate Sulfur-HCl**	0.47	%	0.01			N/A		07/07/10 10:33	
Modified Sobek	**Total Sulfur**	1.09	%	0.01			W027092	BJF	06/29/10 13:19	
Classical Chemistry Parameters										
ASA 9	**Paste pH**	8.10	pH Units				W027105	LMG	07/08/10 13:39	
NAG	**NAG pH**	9.18	pH Units				W027097	KC	07/07/10 15:45	
NAG	NAG@pH 4.5	0.00	kg H2SO4/T				W027097	KC	07/07/10 15:45	
NAG	NAG@pH 7	0.00	kg H2SO4/T				W027097	KC	07/07/10 15:45	

This data has been reviewed for accuracy and has been authorized for release by the Laboratory Director or designee.

Nan Wilson
Laboratory Director

One Government Gulch - PO Box 929 Kellogg ID 83837-0929 (208) 784-1258 Fax (208) 783-0891

McClelland Laboratories Inc
1016 Greg Street
Sparks, NV 89431

Project Name: Routine / 3438
Work Order: **W0F0638**
Reported: 09-Jul-10 09:20

Client Sample ID: **605218**
SVL Sample ID: **W0F0638-12 (Soil)**

Sampled: 22-Jun-10 09:00
Received: 24-Jun-10
Sampled By: RJ

Method	Analyte	Result	Units	RL	MDL	Dilution	Batch	Analyst	Analyzed	Notes
Acid/Base Accounting & Sulfur Forms										
Modified Sobek	**ABA**	-15.3	TCaCO3/kT	0.3			N/A		07/08/10 14:04	
Modified Sobek	**AGP**	29.3	TCaCO3/kT	0.3			N/A		07/07/10 13:34	
Modified Sobek	**ANP**	14.0	TCaCO3/kT	0.3	0.01		W027092	LMG	07/08/10 14:04	
Modified Sobek	**Non-extractable Sulfur**	0.07	%	0.01			W027092	BJF	07/07/10 12:00	
Modified Sobek	**Non-Sulfate Sulfur**	1.01	%	0.01			W027092	BJF	07/07/10 13:34	
Modified Sobek	**Pyritic Sulfur**	0.94	%	0.01			N/A		07/07/10 13:34	
Modified Sobek	**Sulfate Sulfur**	0.55	%	0.01			N/A		07/07/10 13:34	
Modified Sobek	**Total Sulfur**	1.56	%	0.01			W027092	BJF	06/29/10 14:01	
Acid/Base Accounting & Sulfur Forms (HCl Wash)										
Modified Sobek	**ABA-HCl**	-24.0	TCaCO3/kT	0.3			N/A		07/08/10 14:04	
Modified Sobek	**AGP-HCl**	38.0	TCaCO3/kT	0.3			N/A		07/07/10 12:00	
Modified Sobek	**Non-extractable Sulfur**	0.07	%	0.01			W027092	BJF	07/07/10 12:00	
Modified Sobek	**Non-Sulfate Sulfur-HCl**	1.29	%	0.01			W027092	BJF	07/07/10 10:38	
Modified Sobek	**Pyritic Sulfur-HCl**	1.22	%	0.01			N/A		07/07/10 12:00	
Modified Sobek	**Sulfate Sulfur-HCl**	0.27	%	0.01			N/A		07/07/10 10:38	
Modified Sobek	**Total Sulfur**	1.56	%	0.01			W027092	BJF	06/29/10 14:01	
Classical Chemistry Parameters										
ASA 9	**Paste pH**	8.05	pH Units				W027105	LMG	07/08/10 13:39	
NAG	**NAG pH**	2.98	pH Units				W027097	KC	07/07/10 15:45	
NAG	**NAG@pH 4.5**	5.75	kg H2SO4/T				W027097	KC	07/07/10 15:45	
NAG	**NAG@pH 7**	11.7	kg H2SO4/T				W027097	KC	07/07/10 15:45	

This data has been reviewed for accuracy and has been authorized for release by the Laboratory Director or designee.

Nan Wilson
Laboratory Director

One Government Gulch - PO Box 929 Kellogg ID 83837-0929 (208) 784-1258 Fax (208) 783-0891

McClelland Laboratories Inc
1016 Greg Street
Sparks, NV 89431

Project Name: Routine / 3438
Work Order: **W0F0638**
Reported: 09-Jul-10 09:20

Client Sample ID: **605234**
SVL Sample ID: **W0F0638-13 (Soil)**

Sampled: 22-Jun-10 09:00
Received: 24-Jun-10
Sampled By: RJ

Method	Analyte	Result	Units	RL	MDL	Dilution	Batch	Analyst	Analyzed	Notes
Acid/Base Accounting & Sulfur Forms										
Modified Sobek	**ABA**	-17.7	TCaCO3/kT	0.3			N/A		07/08/10 14:04	
Modified Sobek	**AGP**	51.7	TCaCO3/kT	0.3			N/A		07/07/10 13:39	
Modified Sobek	**ANP**	34.0	TCaCO3/kT	0.3	0.01		W027092	LMG	07/08/10 14:04	
Modified Sobek	**Non-extractable Sulfur**	0.08	%	0.01			W027092	BJF	07/07/10 12:02	
Modified Sobek	**Non-Sulfate Sulfur**	1.73	%	0.01			W027092	BJF	07/07/10 13:39	
Modified Sobek	**Pyritic Sulfur**	1.65	%	0.01			N/A		07/07/10 13:39	
Modified Sobek	**Sulfate Sulfur**	0.22	%	0.01			N/A		07/07/10 13:39	
Modified Sobek	**Total Sulfur**	1.95	%	0.01			W027092	BJF	06/29/10 14:04	
Acid/Base Accounting & Sulfur Forms (HCl Wash)										
Modified Sobek	**ABA-HCl**	-5.9	TCaCO3/kT	0.3			N/A		07/08/10 14:04	
Modified Sobek	**AGP-HCl**	39.8	TCaCO3/kT	0.3			N/A		07/07/10 12:02	
Modified Sobek	**Non-extractable Sulfur**	0.08	%	0.01			W027092	BJF	07/07/10 12:02	
Modified Sobek	**Non-Sulfate Sulfur-HCl**	1.35	%	0.01			W027092	BJF	07/07/10 10:40	
Modified Sobek	**Pyritic Sulfur-HCl**	1.27	%	0.01			N/A		07/07/10 12:02	
Modified Sobek	**Sulfate Sulfur-HCl**	0.60	%	0.01			N/A		07/07/10 10:40	
Modified Sobek	**Total Sulfur**	1.95	%	0.01			W027092	BJF	06/29/10 14:04	
Classical Chemistry Parameters										
ASA 9	**Paste pH**	8.10	pH Units				W027105	LMG	07/08/10 13:39	
NAG	**NAG pH**	8.17	pH Units				W027097	KC	07/07/10 15:45	
NAG	NAG@pH 4.5	0.00	kg H2SO4/T				W027097	KC	07/07/10 15:45	
NAG	NAG@pH 7	0.00	kg H2SO4/T				W027097	KC	07/07/10 15:45	

This data has been reviewed for accuracy and has been authorized for release by the Laboratory Director or designee.

Nan Wilson
Laboratory Director

One Government Gulch - PO Box 929 Kellogg ID 83837-0929 (208) 784-1258 Fax (208) 783-0891

McClelland Laboratories Inc
1016 Greg Street
Sparks, NV 89431

Project Name: Routine / 3438
Work Order: **W0F0638**
Reported: 09-Jul-10 09:20

Client Sample ID: **605518**
SVL Sample ID: **W0F0638-14 (Soil)**

Sampled: 22-Jun-10 09:00
Received: 24-Jun-10
Sampled By: RJ

Method	Analyte	Result	Units	RL	MDL	Dilution	Batch	Analyst	Analyzed	Notes
Acid/Base Accounting & Sulfur Forms										
Modified Sobek	**ABA**	4.0	TCaCO3/kT	0.3			N/A		07/08/10 14:04	
Modified Sobek	**AGP**	15.4	TCaCO3/kT	0.3			N/A		07/07/10 13:43	
Modified Sobek	**ANP**	19.5	TCaCO3/kT	0.3	0.01		W027092	LMG	07/08/10 14:04	
Modified Sobek	**Non-extractable Sulfur**	0.09	%	0.01			W027092	BJF	07/07/10 12:05	
Modified Sobek	**Non-Sulfate Sulfur**	0.58	%	0.01			W027092	BJF	07/07/10 13:43	
Modified Sobek	**Pyritic Sulfur**	0.49	%	0.01			N/A		07/07/10 13:43	
Modified Sobek	**Sulfate Sulfur**	0.06	%	0.01			N/A		07/07/10 13:43	
Modified Sobek	**Total Sulfur**	0.64	%	0.01			W027092	BJF	06/29/10 14:26	
Acid/Base Accounting & Sulfur Forms (HCl Wash)										
Modified Sobek	**ABA-HCl**	8.8	TCaCO3/kT	0.3			N/A		07/08/10 14:04	
Modified Sobek	**AGP-HCl**	10.7	TCaCO3/kT	0.3			N/A		07/07/10 12:05	
Modified Sobek	**Non-extractable Sulfur**	0.09	%	0.01			W027092	BJF	07/07/10 12:05	
Modified Sobek	**Non-Sulfate Sulfur-HCl**	0.43	%	0.01			W027092	BJF	07/07/10 10:44	
Modified Sobek	**Pyritic Sulfur-HCl**	0.34	%	0.01			N/A		07/07/10 12:05	
Modified Sobek	**Sulfate Sulfur-HCl**	0.21	%	0.01			N/A		07/07/10 10:44	
Modified Sobek	**Total Sulfur**	0.64	%	0.01			W027092	BJF	06/29/10 14:26	
Classical Chemistry Parameters										
ASA 9	**Paste pH**	8.25	pH Units				W027105	LMG	07/08/10 13:39	
NAG	**NAG pH**	9.72	pH Units				W027097	KC	07/07/10 15:45	
NAG	NAG@pH 4.5	0.00	kg H2SO4/T				W027097	KC	07/07/10 15:45	
NAG	NAG@pH 7	0.00	kg H2SO4/T				W027097	KC	07/07/10 15:45	

This data has been reviewed for accuracy and has been authorized for release by the Laboratory Director or designee.

Nan Wilson
Laboratory Director

One Government Gulch - PO Box 929 Kellogg ID 83837-0929 (208) 784-1258 Fax (208) 783-0891

McClelland Laboratories Inc
1016 Greg Street
Sparks, NV 89431

Project Name: Routine / 3438
Work Order: **W0F0638**
Reported: 09-Jul-10 09:20

Quality Control - BLANK Data

Method	Analyte	Units	Result	MDL	MRL	Batch ID	Analyzed	Notes
Acid/Base Accounting & Sulfur Forms								
Modified Sobek	ANP	TCaCO3/kT	<0.3	0.01	0.3	W027092	08-Jul-10	
Modified Sobek	Non-Sulfate Sulfur	%	<0.01		0.01	W027092	07-Jul-10	
Modified Sobek	Total Sulfur	%	<0.01		0.01	W027092	29-Jun-10	
Modified Sobek	Non-extractable Sulfur	%	<0.01		0.01	W027092	07-Jul-10	
Acid/Base Accounting & Sulfur Forms (HCl Wash)								
Modified Sobek	Non-Sulfate Sulfur-HCl	%	0.01		0.01	W027092	07-Jul-10	B7
Modified Sobek	Total Sulfur	%	<0.01		0.01	W027092	29-Jun-10	
Modified Sobek	Non-extractable Sulfur	%	<0.01		0.01	W027092	07-Jul-10	

Quality Control - LABORATORY CONTROL SAMPLE Data

Method	Analyte	Units	LCS Result	LCS True	% Rec.	Acceptance Limits	Batch ID	Analyzed	Notes
Acid/Base Accounting & Sulfur Forms									
Modified Sobek	ANP	TCaCO3/kT	25.0	24.9	100	80 - 120	W027092	08-Jul-10	
Modified Sobek	Total Sulfur	%	3.55	3.21	111	80 - 120	W027092	29-Jun-10	
Acid/Base Accounting & Sulfur Forms (HCl Wash)									
Modified Sobek	Total Sulfur	%	3.55	3.21	111	80 - 120	W027092	29-Jun-10	
Classical Chemistry Parameters									
ASA 9	Paste pH	pH Units	6.49	6.36	102	80 - 120	W027105	08-Jul-10	

Quality Control - DUPLICATE Data

Method	Analyte	Units	Duplicate Result	Sample Result	RPD	RPD Limit	Batch ID	Analyzed	Notes
Acid/Base Accounting & Sulfur Forms									
Modified Sobek	ANP	TCaCO3/kT	32.0	34.0	6.1	20	W027092	08-Jul-10	
Modified Sobek	Non-Sulfate Sulfur	%	0.90	0.59	41.1	20	W027092	07-Jul-10	R2
Modified Sobek	Total Sulfur	%	0.81	0.84	2.9	20	W027092	29-Jun-10	
Modified Sobek	Non-extractable Sulfur	%	0.01	0.02	40.5	20	W027092	07-Jul-10	R2
Acid/Base Accounting & Sulfur Forms (HCl Wash)									
Modified Sobek	Non-Sulfate Sulfur-HCl	%	0.55	0.54	2.4	20	W027092	07-Jul-10	
Modified Sobek	Total Sulfur	%	0.81	0.84	2.9	20	W027092	29-Jun-10	
Modified Sobek	Non-extractable Sulfur	%	0.01	0.02	40.5	20	W027092	07-Jul-10	R2
Classical Chemistry Parameters									
ASA 9	Paste pH	pH Units	8.34	8.10	2.9	20	W027105	08-Jul-10	
ASA 9	Paste pH	pH Units	8.57	8.43	1.7	20	W027105	08-Jul-10	
NAG	NAG pH	pH Units	8.61	8.41	2.4	20	W027097	07-Jul-10	
NAG	NAG@pH 4.5	kg H2SO4/T	0.00	0.00		20	W027097	07-Jul-10	
NAG	NAG@pH 7	kg H2SO4/T	0.00	0.00		20	W027097	07-Jul-10	

One Government Gulch - PO Box 929 Kellogg ID 83837-0929 (208) 784-1258 Fax (208) 783-0891

McClelland Laboratories Inc
1016 Greg Street
Sparks, NV 89431

Project Name: Routine / 3438
Work Order: **W0F0638**
Reported: 09-Jul-10 09:20

Notes and Definitions

B7	Target analyte in method blank exceeded method QC limits, but concentrations in samples were at least 10x the blank concentration.
R2	RPD exceeded the laboratory acceptance limit.
LCS	Laboratory Control Sample (Blank Spike)
RPD	Relative Percent Difference
UDL	A result is less than the detection limit
R > 4S	% recovery not applicable, sample concentration more than four times greater than spike level
<RL	A result is less than the reporting limit
MRL	Method Reporting Limit
MDL	Method Detection Limit
N/A	Not Applicable

CHAIN OF CUSTODY RECORD

SVL Analytical, Inc. • One Government Gulch • Kellogg, ID 83837 • (208) 784-1258 • FAX: (208) 783-0891

FOR SVL USE ONLY
SVL JOB # W0F0638

TEMP on Receipt:

Table 1. -- Matrix Type
1 = Surface Water, 2 = Ground Water
3 = Soil/Sediment, 4 = Rinsate, 5 = Oil
6 = Waste, 7 = Other_____

Report to Company: McClelland Labs Inc.
Contact: Gene McClelland
Address: 1016 Greg Street
Sparks NV 89431
Phone Number: 775-356-1300
FAX Number: 775-356-8917
E-mail: mli@mettest.com

Invoice Sent To: Same
Contact:
Address:
Phone Number:
FAX Number:
PO#:

Project Name: 3438
Sampler's Signature:

Indicate State of sample origination: _____ **USACE?** ☐ Yes ☐ No

	Sample ID Please take care to distinguish between: 1 and I 2 and Z 5 and S Ø and O Thanks!	Collection: Date	Collection: Time	Collection: Collected by: (Init.)	Misc.: Matrix Type (From Table 1)	Misc.: No. of Containers	Preservative(s): Unpreserved	Preservative(s): HNO_3 Filtered	Preservative(s): HNO_3 Unfiltered	Preservative(s): HCl	Preservative(s): H_2SO_4	Preservative(s): NaOH	Preservative(s): Other (Specify)	Analyses Required: Mod ABA w/paste pH (hot water, HCL, and HNO3 Australian NAG	Rush Instructions (Days)	Comments
1	605109	6/22/10	9:00	RJ	3	1								x		Copy to: McClelland Labs 1016 Greg St. Sparks, NV 89431 mli@mettest.com
2	605143													x		
3	605152													x		
4	605153															
5	605154															
6	605175															
7	605182															
8	605184															
9	605193															
10	605200															

Relinquished by: _____ Date: 6/22/10 Time: 9:00 Received by: _____
Relinquished by: _____ Date: _____ Time: _____ Received by: _____

Date: 6/24/10 Time: 13:00

* Sample Reject: ☐ Return ☐ Dispose ☐ Store (30 Days)

White: LAB COPY Yellow: CUSTOMER COPY

SVL-COC 9/05

* no date or time on sample labels. RS 6/24/10

CHAIN OF CUSTODY RECORD

SVL Analytical, Inc. • One Government Gulch • Kellogg, ID 83837 • (208) 784-1258 • FAX: (208) 783-0891

FOR SVL USE ONLY
SVL JOB #

TEMP on Receipt W0F0638

Table 1. -- Matrix Type
1 = Surface Water, 2 = Ground Water
3 = Soil/Sediment, 4 = Rinsate, 5 = Oil
6 = Waste, 7 = Other_____

Report to Company:	McClelland Labs Inc.
Contact:	Gene McClelland
Address:	1016 Greg Street
	Sparks NV 89431
Phone Number:	775-356-1300
FAX Number:	775-356-8917
E-mail:	mli@mettest.com

Invoice Sent To:	Same
Contact:	
Address:	
Phone Number:	
FAX Number:	
PO#:	

Project Name: 3438

Sampler's Signature:

Indicate State of sample origination: _____ **USACE?** ☐ Yes ☐ No

	Sample ID	Collection			Misc.		Preservative(s)							Analyses Required			Rush Instructions (Days)	Comments
	Please take care to distinguish between: 1 and I, 2 and Z, 5 and S, Ø and O. Thanks!	Date	Time	Collected by: (Init.)	Matrix Type (From Table 1)	No. of Containers	Unpreserved	HNO_3 Filtered	HNO_3 Unfiltered	HCl	H_2SO_4	NaOH	Other (Specify)	Mod ABA w/paste pH	(hot water, HCL, and HNO3	Australian NAG		
1	605209	6/22/10	9:00	RJ	3	1								x	x	x		Copy to: McClelland Labs 1016 Greg St. Sparks, NV 89431 mli@mettest.com
2	605218	↓	↓	↓	↓	↓								↓	↓	↓		
3	605234																	
4	605518																	
5																		
6																		
7																		
8																		
9																		
10																		

Relinquished by:	Date: 6/22/10	Time: 9:00	Received by:	Date: 6/24/10	Time: 13:00
Relinquished by:	Date:	Time:	Received by: R. Stubleng	Date:	Time:

* Sample Reject: ☐ Return ☐ Dispose ☐ Store (30 Days)

White: LAB COPY Yellow: CUSTOMER COPY

One Government Gulch - PO Box 929 Kellogg ID 83837-0929 (208) 784-1258 Fax (208) 783-0891

McClelland Laboratories Inc
1016 Greg Street
Sparks, NV 89431

Project Name: MLI: 3438
Work Order: **W2A0356**
Reported: 01-Feb-12 08:47

ANALYTICAL REPORT FOR SAMPLES

Sample ID	Laboratory ID	Matrix	Date Sampled	Date Received
CF-11-01-B 15-43	W2A0356-01	Soil	—	24-Jan-2012
CF-11-01-B 189-225	W2A0356-02	Soil	—	24-Jan-2012
CF-11-01-B 268.8-292	W2A0356-03	Soil	—	24-Jan-2012
CF-11-01-B 465-480	W2A0356-04	Soil	—	24-Jan-2012
CF-11-01-B 575-610	W2A0356-05	Soil	—	24-Jan-2012
CF-11-01-B 1005-1025	W2A0356-06	Soil	—	24-Jan-2012
CF-11-02 0-27	W2A0356-07	Soil	—	24-Jan-2012
CF-11-02 147-181	W2A0356-08	Soil	—	24-Jan-2012
CF-11-02 367-408	W2A0356-09	Soil	—	24-Jan-2012
CF-11-02 471-507	W2A0356-10	Soil	—	24-Jan-2012
CF-11-02 609-625	W2A0356-11	Soil	—	24-Jan-2012
CF-11-03 23.9-53.2	W2A0356-12	Soil	—	24-Jan-2012
CF-11-03 243-276.5	W2A0356-13	Soil	—	24-Jan-2012
CF-11-03 316.8-341.8	W2A0356-14	Soil	—	24-Jan-2012
CF-11-03 497-521.7	W2A0356-15	Soil	—	24-Jan-2012
CF-11-03 580.3-600.3	W2A0356-16	Soil	—	24-Jan-2012
CF-11-03 836.8-851.8	W2A0356-17	Soil	—	24-Jan-2012
CF-11-03 922-949.5	W2A0356-18	Soil	—	24-Jan-2012
CF-11-03 1049.5-1085.3	W2A0356-19	Soil	—	24-Jan-2012
CF-11-04 0-16.6	W2A0356-20	Soil	—	24-Jan-2012

Solid samples are analyzed on an as-received, wet-weight basis, unless otherwise requested. Non-Detects are reported at the MDL.
Sample preparation is defined by the client as per their Data Quality Objectives.
This report supercedes any previous reports for this Work Order. The complete report includes pages for each sample, a full QC report, and a notes section.
The results presented in this report relate only to the samples, and meet all requirements of the NELAC Standards unless otherwise noted.

Case Narrative

Nevada does not accredit for NAG, ABA and Sulfur Forms. HCl wash added per NDEP directive.

One Government Gulch - PO Box 929 Kellogg ID 83837-0929 (208) 784-1258 Fax (208) 783-0891

McClelland Laboratories Inc
1016 Greg Street
Sparks, NV 89431

Project Name: MLI: 3438
Work Order: **W2A0356**
Reported: 01-Feb-12 08:47

Client Sample ID: **CF-11-01-B 15-43**
SVL Sample ID: **W2A0356-01 (Soil)**

Sample Report Page 1 of 1

Sampled: —
Received: 24-Jan-12
Sampled By:

Method	Analyte	Result	Units	RL	MDL	Dilution	Batch	Analyst	Analyzed	Notes
Acid/Base Accounting & Sulfur Forms										
Modified Sobek	**ABA**	-20.6	TCaCO3/kT	0.3			N/A		01/30/12 14:22	
Modified Sobek	**AGP**	32.9	TCaCO3/kT	0.3			N/A		01/30/12 13:59	
Modified Sobek	**ANP**	12.3	TCaCO3/kT	0.3	0.1		W204220	MAD	01/30/12 14:22	
Modified Sobek	**Non-extractable Sulfur**	0.22	%	0.01	0.004		W204220	MAD	01/30/12 13:59	
Modified Sobek	**Non-Sulfate Sulfur**	1.27	%	0.01	0.004		W204220	MAD	01/30/12 10:51	
Modified Sobek	**Pyritic Sulfur**	1.05	%	0.01			N/A		01/30/12 13:59	
Modified Sobek	**Sulfate Sulfur**	0.28	%	0.01			N/A		01/30/12 10:51	
Modified Sobek	**Total Sulfur**	1.55	%	0.01	0.004		W204220	MAD	01/26/12 08:09	
Acid/Base Accounting & Sulfur Forms (HCl Wash)										
Modified Sobek	**ABA-HCl**	-10.3	TCaCO3/kT	0.3			N/A		01/31/12 07:48	
Modified Sobek	**AGP-HCl**	22.6	TCaCO3/kT	0.3			N/A		01/31/12 07:48	
Modified Sobek	**Non-extractable Sulfur**	0.22	%	0.01	0.004		W204220	MAD	01/30/12 13:59	
Modified Sobek	**Non-Sulfate Sulfur-HCl**	0.94	%	0.01	0.004		W204220	MAD	01/31/12 07:48	
Modified Sobek	**Pyritic Sulfur-HCl**	0.72	%	0.01			N/A		01/31/12 07:48	
Modified Sobek	**Sulfate Sulfur-HCl**	0.61	%	0.01			N/A		01/31/12 07:48	
Modified Sobek	**Total Sulfur**	1.55	%	0.01	0.004		W204220	MAD	01/26/12 08:09	
Classical Chemistry Parameters										
NAG	**NAG pH @21.4°C**	3.40	pH Units				W204322	AGF	01/30/12 14:00	
NAG	**NAG@pH 4.5**	2.36	kg H2SO4/T				W204322	AGF	01/30/12 14:00	
NAG	**NAG@pH 7**	8.46	kg H2SO4/T				W204322	AGF	01/30/12 14:00	
USDA HB60(21a)	**Paste pH @19.6°C**	8.01	pH Units				W205067	AGF	01/31/12 15:35	

This data has been reviewed for accuracy and has been authorized for release by the Laboratory Director or designee.



John Kern
Laboratory Director

One Government Gulch - PO Box 929 Kellogg ID 83837-0929 (208) 784-1258 Fax (208) 783-0891

McClelland Laboratories Inc
1016 Greg Street
Sparks, NV 89431

Project Name: MLI: 3438
Work Order: **W2A0356**
Reported: 01-Feb-12 08:47

Client Sample ID: **CF-11-01-B 189-225**
SVL Sample ID: **W2A0356-02 (Soil)**

Sample Report Page 1 of 1

Sampled: —
Received: 24-Jan-12
Sampled By:

Method	Analyte	Result	Units	RL	MDL	Dilution	Batch	Analyst	Analyzed	Notes
Acid/Base Accounting & Sulfur Forms										
Modified Sobek	**ABA**	5.6	TCaCO3/kT	0.3			N/A		01/30/12 14:22	
Modified Sobek	**AGP**	22.0	TCaCO3/kT	0.3			N/A		01/30/12 14:02	
Modified Sobek	**ANP**	27.6	TCaCO3/kT	0.3	0.1		W204220	MAD	01/30/12 14:22	
Modified Sobek	**Non-extractable Sulfur**	0.16	%	0.01	0.004		W204220	MAD	01/30/12 14:02	
Modified Sobek	**Non-Sulfate Sulfur**	0.86	%	0.01	0.004		W204220	MAD	01/30/12 10:56	
Modified Sobek	**Pyritic Sulfur**	0.70	%	0.01			N/A		01/30/12 14:02	
Modified Sobek	**Sulfate Sulfur**	0.26	%	0.01			N/A		01/30/12 10:56	
Modified Sobek	**Total Sulfur**	1.13	%	0.01	0.004		W204220	MAD	01/26/12 08:13	
Acid/Base Accounting & Sulfur Forms (HCl Wash)										
Modified Sobek	**ABA-HCl**	23.6	TCaCO3/kT	0.3			N/A		01/31/12 07:51	
Modified Sobek	**AGP-HCl**	4.0	TCaCO3/kT	0.3			N/A		01/31/12 07:51	
Modified Sobek	**Non-extractable Sulfur**	0.16	%	0.01	0.004		W204220	MAD	01/30/12 14:02	
Modified Sobek	**Non-Sulfate Sulfur-HCl**	0.29	%	0.01	0.004		W204220	MAD	01/31/12 07:51	
Modified Sobek	**Pyritic Sulfur-HCl**	0.13	%	0.01			N/A		01/31/12 07:51	
Modified Sobek	**Sulfate Sulfur-HCl**	0.84	%	0.01			N/A		01/31/12 07:51	
Modified Sobek	**Total Sulfur**	1.13	%	0.01	0.004		W204220	MAD	01/26/12 08:13	
Classical Chemistry Parameters										
NAG	**NAG pH @21.2°C**	5.37	pH Units				W204322	AGF	01/30/12 14:00	
NAG	NAG@pH 4.5	N/A	kg H2SO4/T				W204322	AGF	01/30/12 14:00	
NAG	NAG@pH 7	N/A	kg H2SO4/T				W204322	AGF	01/30/12 14:00	
USDA HB60(21a)	**Paste pH @20.0°C**	7.95	pH Units				W205067	AGF	01/31/12 15:35	

This data has been reviewed for accuracy and has been authorized for release by the Laboratory Director or designee.

John Kern
Laboratory Director

One Government Gulch - PO Box 929 Kellogg ID 83837-0929 (208) 784-1258 Fax (208) 783-0891

McClelland Laboratories Inc
1016 Greg Street
Sparks, NV 89431

Project Name: MLI: 3438
Work Order: **W2A0356**
Reported: 01-Feb-12 08:47

Client Sample ID: **CF-11-01-B 268.8-292**
SVL Sample ID: **W2A0356-03 (Soil)**

Sampled: —
Received: 24-Jan-12
Sampled By:

Method	Analyte	Result	Units	RL	MDL	Dilution	Batch	Analyst	Analyzed	Notes
Acid/Base Accounting & Sulfur Forms										
Modified Sobek	**ABA**	-30.7	TCaCO3/kT	0.3			N/A		01/30/12 14:22	
Modified Sobek	**AGP**	66.1	TCaCO3/kT	0.3			N/A		01/30/12 14:05	
Modified Sobek	**ANP**	35.4	TCaCO3/kT	0.3	0.1		W204220	MAD	01/30/12 14:22	
Modified Sobek	**Non-extractable Sulfur**	0.22	%	0.01	0.004		W204220	MAD	01/30/12 14:05	
Modified Sobek	**Non-Sulfate Sulfur**	2.33	%	0.01	0.004		W204220	MAD	01/30/12 11:00	
Modified Sobek	**Pyritic Sulfur**	2.12	%	0.01			N/A		01/30/12 14:05	
Modified Sobek	**Sulfate Sulfur**	0.32	%	0.01			N/A		01/30/12 11:00	
Modified Sobek	**Total Sulfur**	2.65	%	0.01	0.004		W204220	MAD	01/26/12 08:16	
Acid/Base Accounting & Sulfur Forms (HCl Wash)										
Modified Sobek	**ABA-HCl**	-11.6	TCaCO3/kT	0.3			N/A		01/31/12 07:56	
Modified Sobek	**AGP-HCl**	47.0	TCaCO3/kT	0.3			N/A		01/31/12 07:56	
Modified Sobek	**Non-extractable Sulfur**	0.22	%	0.01	0.004		W204220	MAD	01/30/12 14:05	
Modified Sobek	**Non-Sulfate Sulfur-HCl**	1.72	%	0.01	0.004		W204220	MAD	01/31/12 07:56	
Modified Sobek	**Pyritic Sulfur-HCl**	1.50	%	0.01			N/A		01/31/12 07:56	
Modified Sobek	**Sulfate Sulfur-HCl**	0.93	%	0.01			N/A		01/31/12 07:56	
Modified Sobek	**Total Sulfur**	2.65	%	0.01	0.004		W204220	MAD	01/26/12 08:16	
Classical Chemistry Parameters										
NAG	**NAG pH @21.1°C**	3.35	pH Units				W204322	AGF	01/30/12 14:00	
NAG	**NAG@pH 4.5**	2.85	kg H2SO4/T				W204322	AGF	01/30/12 14:00	
NAG	**NAG@pH 7**	8.95	kg H2SO4/T				W204322	AGF	01/30/12 14:00	
USDA HB60(21a)	**Paste pH @19.8°C**	7.70	pH Units				W205067	AGF	01/31/12 15:35	

This data has been reviewed for accuracy and has been authorized for release by the Laboratory Director or designee.



John Kern
Laboratory Director

One Government Gulch - PO Box 929 Kellogg ID 83837-0929 (208) 784-1258 Fax (208) 783-0891

McClelland Laboratories Inc
1016 Greg Street
Sparks, NV 89431

Project Name: MLI: 3438
Work Order: **W2A0356**
Reported: 01-Feb-12 08:47

Client Sample ID: **CF-11-01-B 465-480**
SVL Sample ID: **W2A0356-04 (Soil)**

Sampled: —
Received: 24-Jan-12
Sampled By:

Method	Analyte	Result	Units	RL	MDL	Dilution	Batch	Analyst	Analyzed	Notes
Acid/Base Accounting & Sulfur Forms										
Modified Sobek	**ABA**	-2.9	TCaCO3/kT	0.3			N/A		01/30/12 14:22	
Modified Sobek	**AGP**	28.0	TCaCO3/kT	0.3			N/A		01/30/12 14:08	
Modified Sobek	**ANP**	25.1	TCaCO3/kT	0.3	0.1		W204220	MAD	01/30/12 14:22	
Modified Sobek	**Non-extractable Sulfur**	0.18	%	0.01	0.004		W204220	MAD	01/30/12 14:08	
Modified Sobek	**Non-Sulfate Sulfur**	1.07	%	0.01	0.004		W204220	MAD	01/30/12 11:08	
Modified Sobek	**Pyritic Sulfur**	0.90	%	0.01			N/A		01/30/12 14:08	
Modified Sobek	**Sulfate Sulfur**	0.28	%	0.01			N/A		01/30/12 11:08	
Modified Sobek	**Total Sulfur**	1.35	%	0.01	0.004		W204220	MAD	01/26/12 08:19	
Acid/Base Accounting & Sulfur Forms (HCl Wash)										
Modified Sobek	**ABA-HCl**	7.7	TCaCO3/kT	0.3			N/A		01/31/12 08:01	
Modified Sobek	**AGP-HCl**	17.4	TCaCO3/kT	0.3			N/A		01/31/12 08:01	
Modified Sobek	**Non-extractable Sulfur**	0.18	%	0.01	0.004		W204220	MAD	01/30/12 14:08	
Modified Sobek	**Non-Sulfate Sulfur-HCl**	0.73	%	0.01	0.004		W204220	MAD	01/31/12 08:01	
Modified Sobek	**Pyritic Sulfur-HCl**	0.56	%	0.01			N/A		01/31/12 08:01	
Modified Sobek	**Sulfate Sulfur-HCl**	0.62	%	0.01			N/A		01/31/12 08:01	
Modified Sobek	**Total Sulfur**	1.35	%	0.01	0.004		W204220	MAD	01/26/12 08:19	
Classical Chemistry Parameters										
NAG	**NAG pH @20.9°C**	3.37	pH Units				W204322	AGF	01/30/12 14:00	
NAG	**NAG@pH 4.5**	2.56	kg H2SO4/T				W204322	AGF	01/30/12 14:00	
NAG	**NAG@pH 7**	9.15	kg H2SO4/T				W204322	AGF	01/30/12 14:00	
USDA HB60(21a)	**Paste pH @20.2°C**	8.12	pH Units				W205067	AGF	01/31/12 15:35	

This data has been reviewed for accuracy and has been authorized for release by the Laboratory Director or designee.



John Kern
Laboratory Director

One Government Gulch - PO Box 929 Kellogg ID 83837-0929 (208) 784-1258 Fax (208) 783-0891

McClelland Laboratories Inc
1016 Greg Street
Sparks, NV 89431

Project Name: MLI: 3438
Work Order: **W2A0356**
Reported: 01-Feb-12 08:47

Client Sample ID: **CF-11-01-B 575-610**
SVL Sample ID: **W2A0356-05 (Soil)**

Sample Report Page 1 of 1

Sampled: —
Received: 24-Jan-12
Sampled By:

Method	Analyte	Result	Units	RL	MDL	Dilution	Batch	Analyst	Analyzed	Notes
Acid/Base Accounting & Sulfur Forms										
Modified Sobek	**ABA**	-23.1	TCaCO3/kT	0.3			N/A		01/30/12 14:22	
Modified Sobek	**AGP**	47.8	TCaCO3/kT	0.3			N/A		01/30/12 14:11	
Modified Sobek	**ANP**	24.6	TCaCO3/kT	0.3	0.1		W204220	MAD	01/30/12 14:22	
Modified Sobek	**Non-extractable Sulfur**	0.17	%	0.01	0.004		W204220	MAD	01/30/12 14:11	
Modified Sobek	**Non-Sulfate Sulfur**	1.70	%	0.01	0.004		W204220	MAD	01/30/12 11:14	
Modified Sobek	**Pyritic Sulfur**	1.53	%	0.01			N/A		01/30/12 14:11	
Modified Sobek	**Sulfate Sulfur**	0.42	%	0.01			N/A		01/30/12 11:14	
Modified Sobek	**Total Sulfur**	2.12	%	0.01	0.004		W204220	MAD	01/26/12 08:22	
Acid/Base Accounting & Sulfur Forms (HCl Wash)										
Modified Sobek	**ABA-HCl**	-14.1	TCaCO3/kT	0.3			N/A		01/31/12 08:05	
Modified Sobek	**AGP-HCl**	38.7	TCaCO3/kT	0.3			N/A		01/31/12 08:05	
Modified Sobek	**Non-extractable Sulfur**	0.17	%	0.01	0.004		W204220	MAD	01/30/12 14:11	
Modified Sobek	**Non-Sulfate Sulfur-HCl**	1.41	%	0.01	0.004		W204220	MAD	01/31/12 08:05	
Modified Sobek	**Pyritic Sulfur-HCl**	1.24	%	0.01			N/A		01/31/12 08:05	
Modified Sobek	**Sulfate Sulfur-HCl**	0.71	%	0.01			N/A		01/31/12 08:05	
Modified Sobek	**Total Sulfur**	2.12	%	0.01	0.004		W204220	MAD	01/26/12 08:22	
Classical Chemistry Parameters										
NAG	**NAG pH @20.8°C**	3.01	pH Units				W204322	AGF	01/30/12 14:00	
NAG	**NAG@pH 4.5**	6.10	kg H2SO4/T				W204322	AGF	01/30/12 14:00	
NAG	**NAG@pH 7**	8.16	kg H2SO4/T				W204322	AGF	01/30/12 14:00	
USDA HB60(21a)	**Paste pH @20.3°C**	7.93	pH Units				W205067	AGF	01/31/12 15:35	

This data has been reviewed for accuracy and has been authorized for release by the Laboratory Director or designee.



John Kern
Laboratory Director

One Government Gulch - PO Box 929 Kellogg ID 83837-0929 (208) 784-1258 Fax (208) 783-0891

McClelland Laboratories Inc
1016 Greg Street
Sparks, NV 89431

Project Name: MLI: 3438
Work Order: **W2A0356**
Reported: 01-Feb-12 08:47

Client Sample ID: **CF-11-01-B 1005-1025**
SVL Sample ID: **W2A0356-06 (Soil)**

Sampled: —
Received: 24-Jan-12
Sampled By:

Method	Analyte	Result	Units	RL	MDL	Dilution	Batch	Analyst	Analyzed	Notes
Acid/Base Accounting & Sulfur Forms										
Modified Sobek	**ABA**	10.6	TCaCO3/kT	0.3			N/A		01/30/12 14:22	
Modified Sobek	**AGP**	8.6	TCaCO3/kT	0.3			N/A		01/30/12 14:14	
Modified Sobek	**ANP**	19.2	TCaCO3/kT	0.3	0.1		W204220	MAD	01/30/12 14:22	
Modified Sobek	**Non-extractable Sulfur**	0.05	%	0.01	0.004		W204220	MAD	01/30/12 14:14	
Modified Sobek	**Non-Sulfate Sulfur**	0.33	%	0.01	0.004		W204220	MAD	01/30/12 11:17	
Modified Sobek	**Pyritic Sulfur**	0.28	%	0.01			N/A		01/30/12 14:14	
Modified Sobek	**Sulfate Sulfur**	0.20	%	0.01			N/A		01/30/12 11:17	
Modified Sobek	**Total Sulfur**	0.52	%	0.01	0.004		W204220	MAD	01/26/12 08:24	
Acid/Base Accounting & Sulfur Forms (HCl Wash)										
Modified Sobek	**ABA-HCl**	10.5	TCaCO3/kT	0.3			N/A		01/31/12 08:08	
Modified Sobek	**AGP-HCl**	8.7	TCaCO3/kT	0.3			N/A		01/31/12 08:08	
Modified Sobek	**Non-extractable Sulfur**	0.05	%	0.01	0.004		W204220	MAD	01/30/12 14:14	
Modified Sobek	**Non-Sulfate Sulfur-HCl**	0.33	%	0.01	0.004		W204220	MAD	01/31/12 08:08	
Modified Sobek	**Pyritic Sulfur-HCl**	0.28	%	0.01			N/A		01/31/12 08:08	
Modified Sobek	**Sulfate Sulfur-HCl**	0.19	%	0.01			N/A		01/31/12 08:08	
Modified Sobek	**Total Sulfur**	0.52	%	0.01	0.004		W204220	MAD	01/26/12 08:24	
Classical Chemistry Parameters										
NAG	**NAG pH @20.9°C**	5.64	pH Units				W204322	AGF	01/30/12 14:00	
NAG	NAG@pH 4.5	N/A	kg H2SO4/T				W204322	AGF	01/30/12 14:00	
NAG	NAG@pH 7	N/A	kg H2SO4/T				W204322	AGF	01/30/12 14:00	
USDA HB60(21a)	**Paste pH @20.5°C**	8.36	pH Units				W205067	AGF	01/31/12 15:35	

This data has been reviewed for accuracy and has been authorized for release by the Laboratory Director or designee.



John Kern
Laboratory Director

One Government Gulch - PO Box 929 Kellogg ID 83837-0929 (208) 784-1258 Fax (208) 783-0891

McClelland Laboratories Inc
1016 Greg Street
Sparks, NV 89431

Project Name: MLI: 3438
Work Order: **W2A0356**
Reported: 01-Feb-12 08:47

Client Sample ID: **CF-11-02 0-27**
SVL Sample ID: **W2A0356-07 (Soil)**

Sampled: —
Received: 24-Jan-12
Sampled By:

Method	Analyte	Result	Units	RL	MDL	Dilution	Batch	Analyst	Analyzed	Notes
Acid/Base Accounting & Sulfur Forms										
Modified Sobek	**ABA**	-16.3	TCaCO3/kT	0.3			N/A		01/30/12 14:22	
Modified Sobek	**AGP**	38.5	TCaCO3/kT	0.3			N/A		01/30/12 14:17	
Modified Sobek	**ANP**	22.1	TCaCO3/kT	0.3	0.1		W204220	MAD	01/30/12 14:22	
Modified Sobek	**Non-extractable Sulfur**	0.06	%	0.01	0.004		W204220	MAD	01/30/12 14:17	
Modified Sobek	**Non-Sulfate Sulfur**	1.29	%	0.01	0.004		W204220	MAD	01/30/12 11:21	
Modified Sobek	**Pyritic Sulfur**	1.23	%	0.01			N/A		01/30/12 14:17	
Modified Sobek	**Sulfate Sulfur**	0.41	%	0.01			N/A		01/30/12 11:21	
Modified Sobek	**Total Sulfur**	1.70	%	0.01	0.004		W204220	MAD	01/26/12 08:28	
Acid/Base Accounting & Sulfur Forms (HCl Wash)										
Modified Sobek	**ABA-HCl**	-21.6	TCaCO3/kT	0.3			N/A		01/31/12 08:12	
Modified Sobek	**AGP-HCl**	43.8	TCaCO3/kT	0.3			N/A		01/31/12 08:12	
Modified Sobek	**Non-extractable Sulfur**	0.06	%	0.01	0.004		W204220	MAD	01/30/12 14:17	
Modified Sobek	**Non-Sulfate Sulfur-HCl**	1.46	%	0.01	0.004		W204220	MAD	01/31/12 08:12	
Modified Sobek	**Pyritic Sulfur-HCl**	1.40	%	0.01			N/A		01/31/12 08:12	
Modified Sobek	**Sulfate Sulfur-HCl**	0.24	%	0.01			N/A		01/31/12 08:12	
Modified Sobek	**Total Sulfur**	1.70	%	0.01	0.004		W204220	MAD	01/26/12 08:28	
Classical Chemistry Parameters										
NAG	**NAG pH @20.7°C**	3.28	pH Units				W204322	AGF	01/30/12 14:00	
NAG	**NAG@pH 4.5**	3.44	kg H2SO4/T				W204322	AGF	01/30/12 14:00	
NAG	**NAG@pH 7**	5.80	kg H2SO4/T				W204322	AGF	01/30/12 14:00	
USDA HB60(21a)	**Paste pH @20.4°C**	8.07	pH Units				W205067	AGF	01/31/12 15:35	

This data has been reviewed for accuracy and has been authorized for release by the Laboratory Director or designee.



John Kern
Laboratory Director

One Government Gulch - PO Box 929 Kellogg ID 83837-0929 (208) 784-1258 Fax (208) 783-0891

McClelland Laboratories Inc
1016 Greg Street
Sparks, NV 89431

Project Name: MLI: 3438
Work Order: **W2A0356**
Reported: 01-Feb-12 08:47

Client Sample ID: **CF-11-02 147-181**
SVL Sample ID: **W2A0356-08 (Soil)**

Sampled: —
Received: 24-Jan-12
Sampled By:

Method	Analyte	Result	Units	RL	MDL	Dilution	Batch	Analyst	Analyzed	Notes
Acid/Base Accounting & Sulfur Forms										
Modified Sobek	**ABA**	4.9	TCaCO3/kT	0.3			N/A		01/30/12 14:26	
Modified Sobek	**AGP**	15.8	TCaCO3/kT	0.3			N/A		01/30/12 14:26	
Modified Sobek	**ANP**	20.7	TCaCO3/kT	0.3	0.1		W204220	MAD	01/30/12 14:22	
Modified Sobek	**Non-extractable Sulfur**	0.03	%	0.01	0.004		W204220	MAD	01/30/12 14:26	
Modified Sobek	**Non-Sulfate Sulfur**	0.53	%	0.01	0.004		W204220	MAD	01/30/12 11:31	
Modified Sobek	**Pyritic Sulfur**	0.50	%	0.01			N/A		01/30/12 14:26	
Modified Sobek	**Sulfate Sulfur**	0.21	%	0.01			N/A		01/30/12 11:31	
Modified Sobek	**Total Sulfur**	0.74	%	0.01	0.004		W204220	MAD	01/26/12 08:37	
Acid/Base Accounting & Sulfur Forms (HCl Wash)										
Modified Sobek	**ABA-HCl**	5.0	TCaCO3/kT	0.3			N/A		01/31/12 08:16	
Modified Sobek	**AGP-HCl**	15.7	TCaCO3/kT	0.3			N/A		01/31/12 08:16	
Modified Sobek	**Non-extractable Sulfur**	0.03	%	0.01	0.004		W204220	MAD	01/30/12 14:26	
Modified Sobek	**Non-Sulfate Sulfur-HCl**	0.53	%	0.01	0.004		W204220	MAD	01/31/12 08:16	
Modified Sobek	**Pyritic Sulfur-HCl**	0.50	%	0.01			N/A		01/31/12 08:16	
Modified Sobek	**Sulfate Sulfur-HCl**	0.21	%	0.01			N/A		01/31/12 08:16	
Modified Sobek	**Total Sulfur**	0.74	%	0.01	0.004		W204220	MAD	01/26/12 08:37	
Classical Chemistry Parameters										
NAG	**NAG pH @20.7°C**	2.92	pH Units				W204322	AGF	01/30/12 14:00	
NAG	**NAG@pH 4.5**	5.51	kg H2SO4/T				W204322	AGF	01/30/12 14:00	
NAG	**NAG@pH 7**	4.13	kg H2SO4/T				W204322	AGF	01/30/12 14:00	
USDA HB60(21a)	**Paste pH @20.3°C**	8.47	pH Units				W205067	AGF	01/31/12 15:35	

This data has been reviewed for accuracy and has been authorized for release by the Laboratory Director or designee.



John Kern
Laboratory Director

One Government Gulch - PO Box 929 Kellogg ID 83837-0929 (208) 784-1258 Fax (208) 783-0891

McClelland Laboratories Inc
1016 Greg Street
Sparks, NV 89431

Project Name: MLI: 3438
Work Order: **W2A0356**
Reported: 01-Feb-12 08:47

Client Sample ID: **CF-11-02 367-408**
SVL Sample ID: **W2A0356-09 (Soil)**

Sampled: —
Received: 24-Jan-12
Sampled By:

Method	Analyte	Result	Units	RL	MDL	Dilution	Batch	Analyst	Analyzed	Notes
Acid/Base Accounting & Sulfur Forms										
Modified Sobek	**ABA**	-6.8	TCaCO3/kT	0.3			N/A		01/30/12 14:29	
Modified Sobek	**AGP**	26.0	TCaCO3/kT	0.3			N/A		01/30/12 14:29	
Modified Sobek	**ANP**	19.2	TCaCO3/kT	0.3	0.1		W204220	MAD	01/30/12 14:22	
Modified Sobek	**Non-extractable Sulfur**	0.05	%	0.01	0.004		W204220	MAD	01/30/12 14:29	
Modified Sobek	**Non-Sulfate Sulfur**	0.88	%	0.01	0.004		W204220	MAD	01/30/12 11:35	
Modified Sobek	**Pyritic Sulfur**	0.83	%	0.01			N/A		01/30/12 14:29	
Modified Sobek	**Sulfate Sulfur**	0.23	%	0.01			N/A		01/30/12 11:35	
Modified Sobek	**Total Sulfur**	1.11	%	0.01	0.004		W204220	MAD	01/26/12 08:40	
Acid/Base Accounting & Sulfur Forms (HCl Wash)										
Modified Sobek	**ABA-HCl**	-0.6	TCaCO3/kT	0.3			N/A		01/31/12 08:25	
Modified Sobek	**AGP-HCl**	19.8	TCaCO3/kT	0.3			N/A		01/31/12 08:25	
Modified Sobek	**Non-extractable Sulfur**	0.05	%	0.01	0.004		W204220	MAD	01/30/12 14:29	
Modified Sobek	**Non-Sulfate Sulfur-HCl**	0.68	%	0.01	0.004		W204220	MAD	01/31/12 08:25	
Modified Sobek	**Pyritic Sulfur-HCl**	0.63	%	0.01			N/A		01/31/12 08:25	
Modified Sobek	**Sulfate Sulfur-HCl**	0.43	%	0.01			N/A		01/31/12 08:25	
Modified Sobek	**Total Sulfur**	1.11	%	0.01	0.004		W204220	MAD	01/26/12 08:40	
Classical Chemistry Parameters										
NAG	**NAG pH @20.5°C**	2.78	pH Units				W204322	AGF	01/30/12 14:00	
NAG	**NAG@pH 4.5**	8.06	kg H2SO4/T				W204322	AGF	01/30/12 14:00	
NAG	**NAG@pH 7**	5.90	kg H2SO4/T				W204322	AGF	01/30/12 14:00	
USDA HB60(21a)	**Paste pH @20.2°C**	8.49	pH Units				W205067	AGF	01/31/12 15:35	

This data has been reviewed for accuracy and has been authorized for release by the Laboratory Director or designee.



John Kern
Laboratory Director

One Government Gulch - PO Box 929 Kellogg ID 83837-0929 (208) 784-1258 Fax (208) 783-0891

McClelland Laboratories Inc
1016 Greg Street
Sparks, NV 89431

Project Name: MLI: 3438
Work Order: **W2A0356**
Reported: 01-Feb-12 08:47

Client Sample ID: **CF-11-02 471-507**
SVL Sample ID: **W2A0356-10 (Soil)**

Sampled: —
Received: 24-Jan-12
Sampled By:

Method	Analyte	Result	Units	RL	MDL	Dilution	Batch	Analyst	Analyzed	Notes
Acid/Base Accounting & Sulfur Forms										
Modified Sobek	**ABA**	-1.3	TCaCO3/kT	0.3			N/A		01/30/12 14:32	
Modified Sobek	**AGP**	25.9	TCaCO3/kT	0.3			N/A		01/30/12 14:32	
Modified Sobek	**ANP**	24.6	TCaCO3/kT	0.3	0.1		W204220	MAD	01/30/12 14:22	
Modified Sobek	**Non-extractable Sulfur**	0.05	%	0.01	0.004		W204220	MAD	01/30/12 14:32	
Modified Sobek	**Non-Sulfate Sulfur**	0.87	%	0.01	0.004		W204220	MAD	01/30/12 11:39	
Modified Sobek	**Pyritic Sulfur**	0.83	%	0.01			N/A		01/30/12 14:32	
Modified Sobek	**Sulfate Sulfur**	0.28	%	0.01			N/A		01/30/12 11:39	
Modified Sobek	**Total Sulfur**	1.15	%	0.01	0.004		W204220	MAD	01/26/12 08:43	
Acid/Base Accounting & Sulfur Forms (HCl Wash)										
Modified Sobek	**ABA-HCl**	9.4	TCaCO3/kT	0.3			N/A		01/31/12 08:28	
Modified Sobek	**AGP-HCl**	15.2	TCaCO3/kT	0.3			N/A		01/31/12 08:28	
Modified Sobek	**Non-extractable Sulfur**	0.05	%	0.01	0.004		W204220	MAD	01/30/12 14:32	
Modified Sobek	**Non-Sulfate Sulfur-HCl**	0.53	%	0.01	0.004		W204220	MAD	01/31/12 08:28	
Modified Sobek	**Pyritic Sulfur-HCl**	0.49	%	0.01			N/A		01/31/12 08:28	
Modified Sobek	**Sulfate Sulfur-HCl**	0.62	%	0.01			N/A		01/31/12 08:28	
Modified Sobek	**Total Sulfur**	1.15	%	0.01	0.004		W204220	MAD	01/26/12 08:43	
Classical Chemistry Parameters										
NAG	**NAG pH @20.1°C**	3.12	pH Units				W204322	AGF	01/30/12 14:00	
NAG	**NAG@pH 4.5**	5.31	kg H2SO4/T				W204322	AGF	01/30/12 14:00	
NAG	**NAG@pH 7**	3.54	kg H2SO4/T				W204322	AGF	01/30/12 14:00	
USDA HB60(21a)	**Paste pH @20.0°C**	8.32	pH Units				W205067	AGF	01/31/12 15:35	

This data has been reviewed for accuracy and has been authorized for release by the Laboratory Director or designee.

John Kern
Laboratory Director

One Government Gulch - PO Box 929 Kellogg ID 83837-0929 (208) 784-1258 Fax (208) 783-0891

McClelland Laboratories Inc
1016 Greg Street
Sparks, NV 89431

Project Name: MLI: 3438
Work Order: **W2A0356**
Reported: 01-Feb-12 08:47

Client Sample ID: **CF-11-02 609-625**
SVL Sample ID: **W2A0356-11 (Soil)**

Sampled: —
Received: 24-Jan-12
Sampled By:

Method	Analyte	Result	Units	RL	MDL	Dilution	Batch	Analyst	Analyzed	Notes
Acid/Base Accounting & Sulfur Forms										
Modified Sobek	**ABA**	5.1	TCaCO3/kT	0.3			N/A		01/30/12 14:35	
Modified Sobek	**AGP**	25.9	TCaCO3/kT	0.3			N/A		01/30/12 14:35	
Modified Sobek	**ANP**	31.0	TCaCO3/kT	0.3	0.1		W204220	MAD	01/30/12 14:22	
Modified Sobek	**Non-extractable Sulfur**	0.05	%	0.01	0.004		W204220	MAD	01/30/12 14:35	
Modified Sobek	**Non-Sulfate Sulfur**	0.88	%	0.01	0.004		W204220	MAD	01/30/12 11:44	
Modified Sobek	**Pyritic Sulfur**	0.83	%	0.01			N/A		01/30/12 14:35	
Modified Sobek	**Sulfate Sulfur**	0.28	%	0.01			N/A		01/30/12 11:44	
Modified Sobek	**Total Sulfur**	1.16	%	0.01	0.004		W204220	MAD	01/26/12 08:46	
Acid/Base Accounting & Sulfur Forms (HCl Wash)										
Modified Sobek	**ABA-HCl**	5.2	TCaCO3/kT	0.3			N/A		01/31/12 08:33	
Modified Sobek	**AGP-HCl**	25.8	TCaCO3/kT	0.3			N/A		01/31/12 08:33	
Modified Sobek	**Non-extractable Sulfur**	0.05	%	0.01	0.004		W204220	MAD	01/30/12 14:35	
Modified Sobek	**Non-Sulfate Sulfur-HCl**	0.88	%	0.01	0.004		W204220	MAD	01/31/12 08:33	
Modified Sobek	**Pyritic Sulfur-HCl**	0.83	%	0.01			N/A		01/31/12 08:33	
Modified Sobek	**Sulfate Sulfur-HCl**	0.28	%	0.01			N/A		01/31/12 08:33	
Modified Sobek	**Total Sulfur**	1.16	%	0.01	0.004		W204220	MAD	01/26/12 08:46	
Classical Chemistry Parameters										
NAG	**NAG pH @20.4°C**	3.58	pH Units				W204322	AGF	01/30/12 14:00	
NAG	**NAG@pH 4.5**	1.38	kg H2SO4/T				W204322	AGF	01/30/12 14:00	
NAG	**NAG@pH 7**	4.72	kg H2SO4/T				W204322	AGF	01/30/12 14:00	
USDA HB60(21a)	**Paste pH @19.9°C**	8.28	pH Units				W205067	AGF	01/31/12 15:35	

This data has been reviewed for accuracy and has been authorized for release by the Laboratory Director or designee.



John Kern
Laboratory Director

One Government Gulch - PO Box 929 Kellogg ID 83837-0929 (208) 784-1258 Fax (208) 783-0891

McClelland Laboratories Inc
1016 Greg Street
Sparks, NV 89431

Project Name: MLI: 3438
Work Order: **W2A0356**
Reported: 01-Feb-12 08:47

Client Sample ID: **CF-11-03 23.9-53.2**
SVL Sample ID: **W2A0356-12 (Soil)**

Sampled: —
Received: 24-Jan-12
Sampled By:

Method	Analyte	Result	Units	RL	MDL	Dilution	Batch	Analyst	Analyzed	Notes
Acid/Base Accounting & Sulfur Forms										
Modified Sobek	**ABA**	32.9	TCaCO3/kT	0.3			N/A		01/30/12 14:38	
Modified Sobek	**AGP**	12.9	TCaCO3/kT	0.3			N/A		01/30/12 14:38	
Modified Sobek	**ANP**	45.8	TCaCO3/kT	0.3	0.1		W204220	MAD	01/30/12 14:22	
Modified Sobek	**Non-extractable Sulfur**	0.06	%	0.01	0.004		W204220	MAD	01/30/12 14:38	
Modified Sobek	**Non-Sulfate Sulfur**	0.47	%	0.01	0.004		W204220	MAD	01/30/12 11:48	
Modified Sobek	**Pyritic Sulfur**	0.41	%	0.01			N/A		01/30/12 14:38	
Modified Sobek	**Sulfate Sulfur**	0.17	%	0.01			N/A		01/30/12 11:48	
Modified Sobek	**Total Sulfur**	0.65	%	0.01	0.004		W204220	MAD	01/26/12 08:49	
Acid/Base Accounting & Sulfur Forms (HCl Wash)										
Modified Sobek	**ABA-HCl**	34.5	TCaCO3/kT	0.3			N/A		01/31/12 08:36	
Modified Sobek	**AGP-HCl**	11.2	TCaCO3/kT	0.3			N/A		01/31/12 08:36	
Modified Sobek	**Non-extractable Sulfur**	0.06	%	0.01	0.004		W204220	MAD	01/30/12 14:38	
Modified Sobek	**Non-Sulfate Sulfur-HCl**	0.42	%	0.01	0.004		W204220	MAD	01/31/12 08:36	
Modified Sobek	**Pyritic Sulfur-HCl**	0.36	%	0.01			N/A		01/31/12 08:36	
Modified Sobek	**Sulfate Sulfur-HCl**	0.23	%	0.01			N/A		01/31/12 08:36	
Modified Sobek	**Total Sulfur**	0.65	%	0.01	0.004		W204220	MAD	01/26/12 08:49	
Classical Chemistry Parameters										
NAG	**NAG pH @20.5°C**	8.76	pH Units				W204322	AGF	01/30/12 14:00	
NAG	NAG@pH 4.5	N/A	kg H2SO4/T				W204322	AGF	01/30/12 14:00	
NAG	NAG@pH 7	N/A	kg H2SO4/T				W204322	AGF	01/30/12 14:00	
USDA HB60(21a)	**Paste pH @20.1°C**	8.26	pH Units				W205067	AGF	01/31/12 15:35	

This data has been reviewed for accuracy and has been authorized for release by the Laboratory Director or designee.



John Kern
Laboratory Director

One Government Gulch - PO Box 929 Kellogg ID 83837-0929 (208) 784-1258 Fax (208) 783-0891

McClelland Laboratories Inc
1016 Greg Street
Sparks, NV 89431

Project Name: MLI: 3438
Work Order: **W2A0356**
Reported: 01-Feb-12 08:47

Client Sample ID: **CF-11-03 243-276.5**
SVL Sample ID: **W2A0356-13 (Soil)**

Sampled: —
Received: 24-Jan-12
Sampled By:

Method	Analyte	Result	Units	RL	MDL	Dilution	Batch	Analyst	Analyzed	Notes
Acid/Base Accounting & Sulfur Forms										
Modified Sobek	**ABA**	-5.3	TCaCO3/kT	0.3			N/A		01/30/12 14:41	
Modified Sobek	**AGP**	53.5	TCaCO3/kT	0.3			N/A		01/30/12 14:41	
Modified Sobek	**ANP**	48.2	TCaCO3/kT	0.3	0.1		W204220	MAD	01/30/12 14:22	
Modified Sobek	**Non-extractable Sulfur**	0.24	%	0.01	0.004		W204220	MAD	01/30/12 14:41	
Modified Sobek	**Non-Sulfate Sulfur**	1.95	%	0.01	0.004		W204220	MAD	01/30/12 11:52	
Modified Sobek	**Pyritic Sulfur**	1.71	%	0.01			N/A		01/30/12 14:41	
Modified Sobek	**Sulfate Sulfur**	0.54	%	0.01			N/A		01/30/12 11:52	
Modified Sobek	**Total Sulfur**	2.49	%	0.01	0.004		W204220	MAD	01/26/12 08:52	
Acid/Base Accounting & Sulfur Forms (HCl Wash)										
Modified Sobek	**ABA-HCl**	-13.4	TCaCO3/kT	0.3			N/A		01/31/12 08:40	
Modified Sobek	**AGP-HCl**	61.6	TCaCO3/kT	0.3			N/A		01/31/12 08:40	
Modified Sobek	**Non-extractable Sulfur**	0.24	%	0.01	0.004		W204220	MAD	01/30/12 14:41	
Modified Sobek	**Non-Sulfate Sulfur-HCl**	2.21	%	0.01	0.004		W204220	MAD	01/31/12 08:40	
Modified Sobek	**Pyritic Sulfur-HCl**	1.97	%	0.01			N/A		01/31/12 08:40	
Modified Sobek	**Sulfate Sulfur-HCl**	0.28	%	0.01			N/A		01/31/12 08:40	
Modified Sobek	**Total Sulfur**	2.49	%	0.01	0.004		W204220	MAD	01/26/12 08:52	
Classical Chemistry Parameters										
NAG	**NAG pH @20.1°C**	9.04	pH Units				W204322	AGF	01/30/12 14:00	
NAG	NAG@pH 4.5	N/A	kg H2SO4/T				W204322	AGF	01/30/12 14:00	
NAG	NAG@pH 7	N/A	kg H2SO4/T				W204322	AGF	01/30/12 14:00	
USDA HB60(21a)	**Paste pH @20.4°C**	7.78	pH Units				W205067	AGF	01/31/12 15:35	

This data has been reviewed for accuracy and has been authorized for release by the Laboratory Director or designee.

John Kern
Laboratory Director

One Government Gulch - PO Box 929 Kellogg ID 83837-0929 (208) 784-1258 Fax (208) 783-0891

McClelland Laboratories Inc
1016 Greg Street
Sparks, NV 89431

Project Name: MLI: 3438
Work Order: **W2A0356**
Reported: 01-Feb-12 08:47

Client Sample ID: **CF-11-03 316.8-341.8**
SVL Sample ID: **W2A0356-14 (Soil)**

Sampled: —
Received: 24-Jan-12
Sampled By:

Method	Analyte	Result	Units	RL	MDL	Dilution	Batch	Analyst	Analyzed	Notes
Acid/Base Accounting & Sulfur Forms										
Modified Sobek	**ABA**	-0.9	TCaCO3/kT	0.3			N/A		01/30/12 14:44	
Modified Sobek	**AGP**	40.3	TCaCO3/kT	0.3			N/A		01/30/12 14:44	
Modified Sobek	**ANP**	39.4	TCaCO3/kT	0.3	0.1		W204220	MAD	01/30/12 14:22	
Modified Sobek	**Non-extractable Sulfur**	0.26	%	0.01	0.004		W204220	MAD	01/30/12 14:44	
Modified Sobek	**Non-Sulfate Sulfur**	1.55	%	0.01	0.004		W204220	MAD	01/30/12 11:58	
Modified Sobek	**Pyritic Sulfur**	1.29	%	0.01			N/A		01/30/12 14:44	
Modified Sobek	**Sulfate Sulfur**	0.11	%	0.01			N/A		01/30/12 11:58	
Modified Sobek	**Total Sulfur**	1.66	%	0.01	0.004		W204220	MAD	01/26/12 08:56	
Acid/Base Accounting & Sulfur Forms (HCl Wash)										
Modified Sobek	**ABA-HCl**	20.7	TCaCO3/kT	0.3			N/A		01/31/12 09:02	
Modified Sobek	**AGP-HCl**	18.7	TCaCO3/kT	0.3			N/A		01/31/12 09:02	
Modified Sobek	**Non-extractable Sulfur**	0.26	%	0.01	0.004		W204220	MAD	01/30/12 14:44	
Modified Sobek	**Non-Sulfate Sulfur-HCl**	0.86	%	0.01	0.004		W204220	MAD	01/31/12 09:02	
Modified Sobek	**Pyritic Sulfur-HCl**	0.60	%	0.01			N/A		01/31/12 09:02	
Modified Sobek	**Sulfate Sulfur-HCl**	0.80	%	0.01			N/A		01/31/12 09:02	
Modified Sobek	**Total Sulfur**	1.66	%	0.01	0.004		W204220	MAD	01/26/12 08:56	
Classical Chemistry Parameters										
NAG	**NAG pH @20.2°C**	5.56	pH Units				W204322	AGF	01/30/12 14:00	
NAG	NAG@pH 4.5	N/A	kg H2SO4/T				W204322	AGF	01/30/12 14:00	
NAG	NAG@pH 7	N/A	kg H2SO4/T				W204322	AGF	01/30/12 14:00	
USDA HB60(21a)	**Paste pH @20.4°C**	8.00	pH Units				W205067	AGF	01/31/12 15:35	

This data has been reviewed for accuracy and has been authorized for release by the Laboratory Director or designee.

John Kern
Laboratory Director

One Government Gulch - PO Box 929 Kellogg ID 83837-0929 (208) 784-1258 Fax (208) 783-0891

McClelland Laboratories Inc
1016 Greg Street
Sparks, NV 89431

Project Name: MLI: 3438
Work Order: **W2A0356**
Reported: 01-Feb-12 08:47

Client Sample ID: **CF-11-03 497-521.7**
SVL Sample ID: **W2A0356-15 (Soil)**

Sampled: —
Received: 24-Jan-12
Sampled By:

Method	Analyte	Result	Units	RL	MDL	Dilution	Batch	Analyst	Analyzed	Notes
Acid/Base Accounting & Sulfur Forms										
Modified Sobek	**ABA**	21.8	TCaCO3/kT	0.3			N/A		01/30/12 14:46	
Modified Sobek	**AGP**	27.9	TCaCO3/kT	0.3			N/A		01/30/12 14:46	
Modified Sobek	**ANP**	49.7	TCaCO3/kT	0.3	0.1		W204220	MAD	01/30/12 14:22	
Modified Sobek	**Non-extractable Sulfur**	0.10	%	0.01	0.004		W204220	MAD	01/30/12 14:46	
Modified Sobek	**Non-Sulfate Sulfur**	0.99	%	0.01	0.004		W204220	MAD	01/30/12 12:02	
Modified Sobek	**Pyritic Sulfur**	0.89	%	0.01			N/A		01/30/12 14:46	
Modified Sobek	**Sulfate Sulfur**	0.34	%	0.01			N/A		01/30/12 12:02	
Modified Sobek	**Total Sulfur**	1.33	%	0.01	0.004		W204220	MAD	01/26/12 08:59	
Acid/Base Accounting & Sulfur Forms (HCl Wash)										
Modified Sobek	**ABA-HCl**	30.2	TCaCO3/kT	0.3			N/A		01/31/12 09:05	
Modified Sobek	**AGP-HCl**	19.5	TCaCO3/kT	0.3			N/A		01/31/12 09:05	
Modified Sobek	**Non-extractable Sulfur**	0.10	%	0.01	0.004		W204220	MAD	01/30/12 14:46	
Modified Sobek	**Non-Sulfate Sulfur-HCl**	0.72	%	0.01	0.004		W204220	MAD	01/31/12 09:05	
Modified Sobek	**Pyritic Sulfur-HCl**	0.62	%	0.01			N/A		01/31/12 09:05	
Modified Sobek	**Sulfate Sulfur-HCl**	0.61	%	0.01			N/A		01/31/12 09:05	
Modified Sobek	**Total Sulfur**	1.33	%	0.01	0.004		W204220	MAD	01/26/12 08:59	
Classical Chemistry Parameters										
NAG	**NAG pH @20.2°C**	9.71	pH Units				W204322	AGF	01/30/12 14:00	
NAG	NAG@pH 4.5	N/A	kg H2SO4/T				W204322	AGF	01/30/12 14:00	
NAG	NAG@pH 7	N/A	kg H2SO4/T				W204322	AGF	01/30/12 14:00	
USDA HB60(21a)	**Paste pH @20.4°C**	7.60	pH Units				W205067	AGF	01/31/12 15:35	

This data has been reviewed for accuracy and has been authorized for release by the Laboratory Director or designee.

John Kern
Laboratory Director

One Government Gulch - PO Box 929 Kellogg ID 83837-0929 (208) 784-1258 Fax (208) 783-0891

McClelland Laboratories Inc
1016 Greg Street
Sparks, NV 89431

Project Name: MLI: 3438
Work Order: **W2A0356**
Reported: 01-Feb-12 08:47

Client Sample ID: **CF-11-03 580.3-600.3**
SVL Sample ID: **W2A0356-16 (Soil)**

Sample Report Page 1 of 1

Sampled: —
Received: 24-Jan-12
Sampled By:

Method	Analyte	Result	Units	RL	MDL	Dilution	Batch	Analyst	Analyzed	Notes
Acid/Base Accounting & Sulfur Forms										
Modified Sobek	**ABA**	15.1	TCaCO3/kT	0.3			N/A		01/30/12 14:49	
Modified Sobek	**AGP**	9.5	TCaCO3/kT	0.3			N/A		01/30/12 14:49	
Modified Sobek	**ANP**	24.6	TCaCO3/kT	0.3	0.1		W204220	MAD	01/30/12 14:22	
Modified Sobek	**Non-extractable Sulfur**	0.07	%	0.01	0.004		W204220	MAD	01/30/12 14:49	
Modified Sobek	**Non-Sulfate Sulfur**	0.37	%	0.01	0.004		W204220	MAD	01/30/12 12:06	
Modified Sobek	**Pyritic Sulfur**	0.30	%	0.01			N/A		01/30/12 14:49	
Modified Sobek	**Sulfate Sulfur**	0.19	%	0.01			N/A		01/30/12 12:06	
Modified Sobek	**Total Sulfur**	0.56	%	0.01	0.004		W204220	MAD	01/26/12 09:02	
Acid/Base Accounting & Sulfur Forms (HCl Wash)										
Modified Sobek	**ABA-HCl**	16.0	TCaCO3/kT	0.3			N/A		01/31/12 09:07	
Modified Sobek	**AGP-HCl**	8.6	TCaCO3/kT	0.3			N/A		01/31/12 09:07	
Modified Sobek	**Non-extractable Sulfur**	0.07	%	0.01	0.004		W204220	MAD	01/30/12 14:49	
Modified Sobek	**Non-Sulfate Sulfur-HCl**	0.34	%	0.01	0.004		W204220	MAD	01/31/12 09:07	
Modified Sobek	**Pyritic Sulfur-HCl**	0.27	%	0.01			N/A		01/31/12 09:07	
Modified Sobek	**Sulfate Sulfur-HCl**	0.22	%	0.01			N/A		01/31/12 09:07	
Modified Sobek	**Total Sulfur**	0.56	%	0.01	0.004		W204220	MAD	01/26/12 09:02	
Classical Chemistry Parameters										
NAG	**NAG pH @21.3°C**	7.81	pH Units				W204322	AGF	01/30/12 14:00	
NAG	NAG@pH 4.5	N/A	kg H2SO4/T				W204322	AGF	01/30/12 14:00	
NAG	NAG@pH 7	N/A	kg H2SO4/T				W204322	AGF	01/30/12 14:00	
USDA HB60(21a)	**Paste pH @20.6°C**	8.03	pH Units				W205067	AGF	01/31/12 15:35	

This data has been reviewed for accuracy and has been authorized for release by the Laboratory Director or designee.

John Kern
Laboratory Director

One Government Gulch - PO Box 929 Kellogg ID 83837-0929 (208) 784-1258 Fax (208) 783-0891

McClelland Laboratories Inc
1016 Greg Street
Sparks, NV 89431

Project Name: MLI: 3438
Work Order: **W2A0356**
Reported: 01-Feb-12 08:47

Client Sample ID: **CF-11-03 836.8-851.8**
SVL Sample ID: **W2A0356-17 (Soil)**

Sampled: —
Received: 24-Jan-12
Sampled By:

Method	Analyte	Result	Units	RL	MDL	Dilution	Batch	Analyst	Analyzed	Notes
Acid/Base Accounting & Sulfur Forms										
Modified Sobek	**ABA**	13.8	TCaCO3/kT	0.3			N/A		01/30/12 14:52	
Modified Sobek	**AGP**	12.3	TCaCO3/kT	0.3			N/A		01/30/12 14:52	
Modified Sobek	**ANP**	26.1	TCaCO3/kT	0.3	0.1		W204220	MAD	01/30/12 14:22	
Modified Sobek	**Non-extractable Sulfur**	0.04	%	0.01	0.004		W204220	MAD	01/30/12 14:52	
Modified Sobek	**Non-Sulfate Sulfur**	0.43	%	0.01	0.004		W204220	MAD	01/30/12 12:10	
Modified Sobek	**Pyritic Sulfur**	0.39	%	0.01			N/A		01/30/12 14:52	
Modified Sobek	**Sulfate Sulfur**	0.21	%	0.01			N/A		01/30/12 12:10	
Modified Sobek	**Total Sulfur**	0.64	%	0.01	0.004		W204220	MAD	01/26/12 09:05	
Acid/Base Accounting & Sulfur Forms (HCl Wash)										
Modified Sobek	**ABA-HCl**	14.4	TCaCO3/kT	0.3			N/A		01/31/12 09:10	
Modified Sobek	**AGP-HCl**	11.7	TCaCO3/kT	0.3			N/A		01/31/12 09:10	
Modified Sobek	**Non-extractable Sulfur**	0.04	%	0.01	0.004		W204220	MAD	01/30/12 14:52	
Modified Sobek	**Non-Sulfate Sulfur-HCl**	0.41	%	0.01	0.004		W204220	MAD	01/31/12 09:10	
Modified Sobek	**Pyritic Sulfur-HCl**	0.37	%	0.01			N/A		01/31/12 09:10	
Modified Sobek	**Sulfate Sulfur-HCl**	0.23	%	0.01			N/A		01/31/12 09:10	
Modified Sobek	**Total Sulfur**	0.64	%	0.01	0.004		W204220	MAD	01/26/12 09:05	
Classical Chemistry Parameters										
NAG	**NAG pH @20.4°C**	8.39	pH Units				W204322	AGF	01/30/12 14:00	
NAG	NAG@pH 4.5	N/A	kg H2SO4/T				W204322	AGF	01/30/12 14:00	
NAG	NAG@pH 7	N/A	kg H2SO4/T				W204322	AGF	01/30/12 14:00	
USDA HB60(21a)	**Paste pH @20.3°C**	8.21	pH Units				W205067	AGF	01/31/12 15:35	

This data has been reviewed for accuracy and has been authorized for release by the Laboratory Director or designee.



John Kern
Laboratory Director

One Government Gulch - PO Box 929 Kellogg ID 83837-0929 (208) 784-1258 Fax (208) 783-0891

McClelland Laboratories Inc
1016 Greg Street
Sparks, NV 89431

Project Name: MLI: 3438
Work Order: **W2A0356**
Reported: 01-Feb-12 08:47

Client Sample ID: **CF-11-03 922-949.5**
SVL Sample ID: **W2A0356-18 (Soil)**

Sample Report Page 1 of 1

Sampled: —
Received: 24-Jan-12
Sampled By:

Method	Analyte	Result	Units	RL	MDL	Dilution	Batch	Analyst	Analyzed	Notes
Acid/Base Accounting & Sulfur Forms										
Modified Sobek	**ABA**	21.6	TCaCO3/kT	0.3			N/A		01/30/12 15:02	
Modified Sobek	**AGP**	10.9	TCaCO3/kT	0.3			N/A		01/30/12 15:02	
Modified Sobek	**ANP**	32.5	TCaCO3/kT	0.3	0.1		W204220	MAD	01/30/12 14:22	
Modified Sobek	**Non-extractable Sulfur**	0.06	%	0.01	0.004		W204220	MAD	01/30/12 15:02	
Modified Sobek	**Non-Sulfate Sulfur**	0.41	%	0.01	0.004		W204220	MAD	01/30/12 12:20	
Modified Sobek	**Pyritic Sulfur**	0.35	%	0.01			N/A		01/30/12 15:02	
Modified Sobek	**Sulfate Sulfur**	0.20	%	0.01			N/A		01/30/12 12:20	
Modified Sobek	**Total Sulfur**	0.61	%	0.01	0.004		W204220	MAD	01/26/12 09:15	
Acid/Base Accounting & Sulfur Forms (HCl Wash)										
Modified Sobek	**ABA-HCl**	24.4	TCaCO3/kT	0.3			N/A		01/31/12 09:20	
Modified Sobek	**AGP-HCl**	8.1	TCaCO3/kT	0.3			N/A		01/31/12 09:20	
Modified Sobek	**Non-extractable Sulfur**	0.06	%	0.01	0.004		W204220	MAD	01/30/12 15:02	
Modified Sobek	**Non-Sulfate Sulfur-HCl**	0.32	%	0.01	0.004		W204220	MAD	01/31/12 09:20	
Modified Sobek	**Pyritic Sulfur-HCl**	0.26	%	0.01			N/A		01/31/12 09:20	
Modified Sobek	**Sulfate Sulfur-HCl**	0.29	%	0.01			N/A		01/31/12 09:20	
Modified Sobek	**Total Sulfur**	0.61	%	0.01	0.004		W204220	MAD	01/26/12 09:15	
Classical Chemistry Parameters										
NAG	**NAG pH @20.1°C**	9.32	pH Units				W204322	AGF	01/30/12 14:00	
NAG	NAG@pH 4.5	N/A	kg H2SO4/T				W204322	AGF	01/30/12 14:00	
NAG	NAG@pH 7	N/A	kg H2SO4/T				W204322	AGF	01/30/12 14:00	
USDA HB60(21a)	**Paste pH @20.6°C**	8.21	pH Units				W205067	AGF	01/31/12 15:35	

This data has been reviewed for accuracy and has been authorized for release by the Laboratory Director or designee.

John Kern
Laboratory Director

One Government Gulch - PO Box 929 Kellogg ID 83837-0929 (208) 784-1258 Fax (208) 783-0891

McClelland Laboratories Inc
1016 Greg Street
Sparks, NV 89431

Project Name: MLI: 3438
Work Order: **W2A0356**
Reported: 01-Feb-12 08:47

Client Sample ID: **CF-11-03 1049.5-1085.3**
SVL Sample ID: **W2A0356-19 (Soil)**

Sample Report Page 1 of 1

Sampled: —
Received: 24-Jan-12
Sampled By:

Method	Analyte	Result	Units	RL	MDL	Dilution	Batch	Analyst	Analyzed	Notes
Acid/Base Accounting & Sulfur Forms										
Modified Sobek	**ABA**	7.8	TCaCO3/kT	0.3			N/A		01/30/12 15:05	
Modified Sobek	**AGP**	21.7	TCaCO3/kT	0.3			N/A		01/30/12 15:05	
Modified Sobek	**ANP**	29.5	TCaCO3/kT	0.3	0.1		W204220	MAD	01/30/12 14:22	
Modified Sobek	**Non-extractable Sulfur**	0.08	%	0.01	0.004		W204220	MAD	01/30/12 15:05	
Modified Sobek	**Non-Sulfate Sulfur**	0.78	%	0.01	0.004		W204220	MAD	01/30/12 12:25	
Modified Sobek	**Pyritic Sulfur**	0.69	%	0.01			N/A		01/30/12 15:05	
Modified Sobek	**Sulfate Sulfur**	0.19	%	0.01			N/A		01/30/12 12:25	
Modified Sobek	**Total Sulfur**	0.97	%	0.01	0.004		W204220	MAD	01/26/12 09:18	
Acid/Base Accounting & Sulfur Forms (HCl Wash)										
Modified Sobek	**ABA-HCl**	16.2	TCaCO3/kT	0.3			N/A		01/31/12 09:23	
Modified Sobek	**AGP-HCl**	13.3	TCaCO3/kT	0.3			N/A		01/31/12 09:23	
Modified Sobek	**Non-extractable Sulfur**	0.08	%	0.01	0.004		W204220	MAD	01/30/12 15:05	
Modified Sobek	**Non-Sulfate Sulfur-HCl**	0.51	%	0.01	0.004		W204220	MAD	01/31/12 09:23	
Modified Sobek	**Pyritic Sulfur-HCl**	0.43	%	0.01			N/A		01/31/12 09:23	
Modified Sobek	**Sulfate Sulfur-HCl**	0.46	%	0.01			N/A		01/31/12 09:23	
Modified Sobek	**Total Sulfur**	0.97	%	0.01	0.004		W204220	MAD	01/26/12 09:18	
Classical Chemistry Parameters										
NAG	**NAG pH @20.1°C**	5.23	pH Units				W204322	AGF	01/30/12 14:00	
NAG	NAG@pH 4.5	N/A	kg H2SO4/T				W204322	AGF	01/30/12 14:00	
NAG	NAG@pH 7	N/A	kg H2SO4/T				W204322	AGF	01/30/12 14:00	
USDA HB60(21a)	**Paste pH @20.5°C**	8.15	pH Units				W205067	AGF	01/31/12 15:35	

This data has been reviewed for accuracy and has been authorized for release by the Laboratory Director or designee.

John Kern
Laboratory Director

One Government Gulch - PO Box 929 Kellogg ID 83837-0929 (208) 784-1258 Fax (208) 783-0891

McClelland Laboratories Inc
1016 Greg Street
Sparks, NV 89431

Project Name: MLI: 3438
Work Order: **W2A0356**
Reported: 01-Feb-12 08:47

Client Sample ID: **CF-11-04 0-16.6**
SVL Sample ID: **W2A0356-20 (Soil)**

Sampled: —
Received: 24-Jan-12
Sampled By:

Method	Analyte	Result	Units	RL	MDL	Dilution	Batch	Analyst	Analyzed	Notes
Acid/Base Accounting & Sulfur Forms										
Modified Sobek	**ABA**	8.3	TCaCO3/kT	0.3			N/A		01/31/12 13:37	
Modified Sobek	AGP	< 0.3	TCaCO3/kT	0.3			N/A		01/31/12 13:37	
Modified Sobek	**ANP**	8.4	TCaCO3/kT	0.3	0.1		W204220	MAD	01/30/12 14:22	
Modified Sobek	**Non-extractable Sulfur**	0.01	%	0.01	0.004		W204220	MAD	01/31/12 13:37	
Modified Sobek	**Non-Sulfate Sulfur**	0.01	%	0.01	0.004		W204220	MAD	01/31/12 13:22	
Modified Sobek	Pyritic Sulfur	< 0.01	%	0.01			N/A		01/31/12 13:37	
Modified Sobek	**Sulfate Sulfur**	0.02	%	0.01			N/A		01/31/12 13:22	
Modified Sobek	**Total Sulfur**	0.04	%	0.01	0.004		W204220	MAD	01/26/12 09:21	
Acid/Base Accounting & Sulfur Forms (HCl Wash)										
Modified Sobek	**ABA-HCl**	8.0	TCaCO3/kT	0.3			N/A		01/31/12 13:37	
Modified Sobek	**AGP-HCl**	0.4	TCaCO3/kT	0.3			N/A		01/31/12 13:37	
Modified Sobek	**Non-extractable Sulfur**	0.01	%	0.01	0.004		W204220	MAD	01/31/12 13:37	
Modified Sobek	**Non-Sulfate Sulfur-HCl**	0.03	%	0.01	0.004		W204220	MAD	01/31/12 09:26	
Modified Sobek	**Pyritic Sulfur-HCl**	0.01	%	0.01			N/A		01/31/12 13:37	
Modified Sobek	**Sulfate Sulfur-HCl**	0.01	%	0.01			N/A		01/31/12 09:26	
Modified Sobek	**Total Sulfur**	0.04	%	0.01	0.004		W204220	MAD	01/26/12 09:21	
Classical Chemistry Parameters										
NAG	**NAG pH @20.3°C**	8.88	pH Units				W204322	AGF	01/30/12 14:00	
NAG	NAG@pH 4.5	N/A	kg H2SO4/T				W204322	AGF	01/30/12 14:00	
NAG	NAG@pH 7	N/A	kg H2SO4/T				W204322	AGF	01/30/12 14:00	
USDA HB60(21a)	**Paste pH @20.5°C**	7.77	pH Units				W205067	AGF	01/31/12 15:35	

This data has been reviewed for accuracy and has been authorized for release by the Laboratory Director or designee.



John Kern
Laboratory Director

One Government Gulch - PO Box 929 Kellogg ID 83837-0929 (208) 784-1258 Fax (208) 783-0891

McClelland Laboratories Inc
1016 Greg Street
Sparks, NV 89431

Project Name: MLI: 3438
Work Order: **W2A0356**
Reported: 01-Feb-12 08:47

Quality Control - BLANK Data

Method	Analyte	Units	Result	MDL	MRL	Batch ID	Analyzed	Notes
Acid/Base Accounting & Sulfur Forms								
Modified Sobek	ANP	TCaCO3/kT	<0.3	0.1	0.3	W204220	30-Jan-12	
Modified Sobek	Non-Sulfate Sulfur	%	<0.01	0.004	0.01	W204220	30-Jan-12	
Modified Sobek	Non-Sulfate Sulfur	%	<0.01	0.004	0.01	W204220	31-Jan-12	
Modified Sobek	Total Sulfur	%	<0.01	0.004	0.01	W204220	26-Jan-12	
Modified Sobek	Non-extractable Sulfur	%	<0.01	0.004	0.01	W204220	30-Jan-12	
Modified Sobek	Non-extractable Sulfur	%	<0.01	0.004	0.01	W204220	31-Jan-12	
Acid/Base Accounting & Sulfur Forms (HCl Wash)								
Modified Sobek	Non-Sulfate Sulfur-HCl	%	<0.01	0.004	0.01	W204220	31-Jan-12	
Modified Sobek	Total Sulfur	%	<0.01	0.004	0.01	W204220	26-Jan-12	
Modified Sobek	Non-extractable Sulfur	%	<0.01	0.004	0.01	W204220	30-Jan-12	
Modified Sobek	Non-extractable Sulfur	%	<0.01	0.004	0.01	W204220	31-Jan-12	

Quality Control - LABORATORY CONTROL SAMPLE Data

Method	Analyte	Units	LCS Result	LCS True	% Rec.	Acceptance Limits	Batch ID	Analyzed	Notes
Acid/Base Accounting & Sulfur Forms									
Modified Sobek	ANP	TCaCO3/kT	39.4	33.2	119	80 - 120	W204220	30-Jan-12	
Modified Sobek	Total Sulfur	%	0.93	0.942	98.6	80 - 120	W204220	26-Jan-12	
Acid/Base Accounting & Sulfur Forms (HCl Wash)									
Modified Sobek	Total Sulfur	%	0.93	0.942	98.6	80 - 120	W204220	26-Jan-12	
Classical Chemistry Parameters									
USDA HB60(21a)	Paste pH	pH Units	8.16	8.18	99.8	93.7 - 106.3	W205067	31-Jan-12	

Quality Control - DUPLICATE Data

Method	Analyte	Units	Duplicate Result	Sample Result	RPD	RPD Limit	Batch ID	Analyzed	Notes
Acid/Base Accounting & Sulfur Forms									
Modified Sobek	ANP	TCaCO3/kT	12.8	12.3	3.9	20	W204220	30-Jan-12	
Modified Sobek	Non-Sulfate Sulfur	%	0.01	0.01	0.7	20	W204220	31-Jan-12	
Modified Sobek	Non-Sulfate Sulfur	%	1.24	1.27	2.4	20	W204220	30-Jan-12	
Modified Sobek	Total Sulfur	%	1.61	1.55	3.8	20	W204220	26-Jan-12	
Modified Sobek	Non-extractable Sulfur	%	0.01	0.01	11.5	20	W204220	31-Jan-12	
Modified Sobek	Non-extractable Sulfur	%	0.19	0.22	10.7	20	W204220	30-Jan-12	
Acid/Base Accounting & Sulfur Forms (HCl Wash)									
Modified Sobek	Non-Sulfate Sulfur-HCl	%	0.93	0.94	1.1	20	W204220	31-Jan-12	
Modified Sobek	Total Sulfur	%	1.61	1.55	3.8	20	W204220	26-Jan-12	
Modified Sobek	Non-extractable Sulfur	%	0.01	0.01	11.5	20	W204220	31-Jan-12	

One Government Gulch - PO Box 929 Kellogg ID 83837-0929 (208) 784-1258 Fax (208) 783-0891

McClelland Laboratories Inc
1016 Greg Street
Sparks, NV 89431

Project Name: MLI: 3438
Work Order: **W2A0356**
Reported: 01-Feb-12 08:47

Quality Control - DUPLICATE Data (Continued)

Method	Analyte	Units	Duplicate Result	Sample Result	RPD	RPD Limit	Batch ID	Analyzed	Notes
Acid/Base Accounting & Sulfur Forms (HCl Wash) (Continued)									
Modified Sobek	Non-extractable Sulfur	%	0.19	0.22	10.7	20	W204220	30-Jan-12	
Classical Chemistry Parameters									
NAG	NAG pH	pH Units	3.31	3.40	2.7	20	W204322	30-Jan-12	
NAG	NAG@pH 4.5	kg H2SO4/T	2.56	2.36	8.0	20	W204322	30-Jan-12	
NAG	NAG@pH 7	kg H2SO4/T	9.05	8.46	6.7	20	W204322	30-Jan-12	
USDA HB60(21a)	Paste pH	pH Units	8.04	8.01	0.4	20	W205067	31-Jan-12	

Notes and Definitions

LCS	Laboratory Control Sample (Blank Spike)
RPD	Relative Percent Difference
UDL	A result is less than the detection limit
R > 4S	% recovery not applicable, sample concentration more than four times greater than spike level
<RL	A result is less than the reporting limit
MRL	Method Reporting Limit
MDL	Method Detection Limit
N/A	Not Applicable

One Government Gulch - PO Box 929 Kellogg ID 83837-0929 (208) 784-1258 Fax (208) 783-0891

McClelland Laboratories Inc
1016 Greg Street
Sparks, NV 89431

Project Name: MLI: 3438
Work Order: **W2A0357**
Reported: 02-Feb-12 14:15

ANALYTICAL REPORT FOR SAMPLES

Sample ID	Laboratory ID	Matrix	Date Sampled	Date Received
CF-11-04 168-203	W2A0357-01	Soil	—	24-Jan-2012
CF-11-04 464.8-504.8	W2A0357-02	Soil	—	24-Jan-2012
CF-11-04 628-678	W2A0357-03	Soil	—	24-Jan-2012
CF-11-05 35-60	W2A0357-04	Soil	—	24-Jan-2012
CF-11-05 760-780	W2A0357-05	Soil	—	24-Jan-2012
CF-11-05 880-895	W2A0357-06	Soil	—	24-Jan-2012
CF-11-06 6.4-19.4	W2A0357-07	Soil	—	24-Jan-2012
CF-11-06 135.4-155.6	W2A0357-08	Soil	—	24-Jan-2012
CF-11-06 418-443	W2A0357-09	Soil	—	24-Jan-2012
CF-11-06 603-628	W2A0357-10	Soil	—	24-Jan-2012
CF-11-06 673-693	W2A0357-11	Soil	—	24-Jan-2012
CF-11-06 860-868	W2A0357-12	Soil	—	24-Jan-2012
CF-11-06 872.5-898	W2A0357-13	Soil	—	24-Jan-2012
CF-11-07 312-346.6	W2A0357-14	Soil	—	24-Jan-2012
CF-11-07 521.7-543	W2A0357-15	Soil	—	24-Jan-2012
CF-11-07 966.8-996.8	W2A0357-16	Soil	—	24-Jan-2012
CF-11-08 844.2-879.2	W2A0357-17	Soil	—	24-Jan-2012
CF-11-08 1139.5-1179.5	W2A0357-18	Soil	—	24-Jan-2012
CF-11-08 365-405	W2A0357-19	Soil	—	24-Jan-2012
CF-11-09 313-333	W2A0357-20	Soil	—	24-Jan-2012

Solid samples are analyzed on an as-received, wet-weight basis, unless otherwise requested. Non-Detects are reported at the MDL.
Sample preparation is defined by the client as per their Data Quality Objectives.
This report supercedes any previous reports for this Work Order. The complete report includes pages for each sample, a full QC report, and a notes section.
The results presented in this report relate only to the samples, and meet all requirements of the NELAC Standards unless otherwise noted.

Case Narrative

Nevada does not accredit for NAG, ABA and Sulfur Forms. HCl wash added per NDEP directive.

One Government Gulch - PO Box 929 Kellogg ID 83837-0929 (208) 784-1258 Fax (208) 783-0891

McClelland Laboratories Inc
1016 Greg Street
Sparks, NV 89431

Project Name: MLI: 3438
Work Order: **W2A0357**
Reported: 02-Feb-12 14:15

Client Sample ID: **CF-11-04 168-203**
SVL Sample ID: **W2A0357-01 (Soil)**

Sampled: —
Received: 24-Jan-12
Sampled By:

Method	Analyte	Result	Units	RL	MDL	Dilution	Batch	Analyst	Analyzed	Notes
Acid/Base Accounting & Sulfur Forms										
Modified Sobek	**ABA**	14.0	TCaCO3/kT	0.3			N/A		02/01/12 13:08	
Modified Sobek	**AGP**	12.6	TCaCO3/kT	0.3			N/A		02/01/12 13:08	
Modified Sobek	**ANP**	26.6	TCaCO3/kT	0.3	0.1		W204303	AGF	01/31/12 11:18	
Modified Sobek	**Non-extractable Sulfur**	0.25	%	0.01	0.004		W204303	MAD	02/01/12 13:08	
Modified Sobek	**Non-Sulfate Sulfur**	0.65	%	0.01	0.004		W204303	MAD	02/01/12 11:30	
Modified Sobek	**Pyritic Sulfur**	0.40	%	0.01			N/A		02/01/12 13:08	
Modified Sobek	**Sulfate Sulfur**	0.28	%	0.01			N/A		02/01/12 11:30	
Modified Sobek	**Total Sulfur**	0.93	%	0.01	0.004		W204303	MAD	01/30/12 08:36	
Acid/Base Accounting & Sulfur Forms (HCl Wash)										
Modified Sobek	**ABA-HCl**	16.3	TCaCO3/kT	0.3			N/A		02/01/12 14:28	
Modified Sobek	**AGP-HCl**	10.2	TCaCO3/kT	0.3			N/A		02/01/12 14:28	
Modified Sobek	**Non-extractable Sulfur**	0.25	%	0.01	0.004		W204303	MAD	02/01/12 13:08	
Modified Sobek	**Non-Sulfate Sulfur-HCl**	0.58	%	0.01	0.004		W204303	MAD	02/01/12 14:28	
Modified Sobek	**Pyritic Sulfur-HCl**	0.33	%	0.01			N/A		02/01/12 14:28	
Modified Sobek	**Sulfate Sulfur-HCl**	0.36	%	0.01			N/A		02/01/12 14:28	
Modified Sobek	**Total Sulfur**	0.93	%	0.01	0.004		W204303	MAD	01/30/12 08:36	
Classical Chemistry Parameters										
NAG	**NAG pH @20.6°C**	8.25	pH Units				W204323	AGF	01/31/12 14:30	
NAG	NAG@pH 4.5	N/A	kg H2SO4/T				W204323	AGF	01/31/12 14:30	
NAG	NAG@pH 7	N/A	kg H2SO4/T				W204323	AGF	01/31/12 14:30	
USDA HB60(21a)	**Paste pH @18.8°C**	8.38	pH Units				W205131	MAD	02/02/12 11:47	

This data has been reviewed for accuracy and has been authorized for release by the Laboratory Director or designee.

John Kern
Laboratory Director

One Government Gulch - PO Box 929 Kellogg ID 83837-0929 (208) 784-1258 Fax (208) 783-0891

McClelland Laboratories Inc
1016 Greg Street
Sparks, NV 89431

Project Name: MLI: 3438
Work Order: **W2A0357**
Reported: 02-Feb-12 14:15

Client Sample ID: **CF-11-04 464.8-504.8**
SVL Sample ID: **W2A0357-02 (Soil)**

Sampled: —
Received: 24-Jan-12
Sampled By:

Method	Analyte	Result	Units	RL	MDL	Dilution	Batch	Analyst	Analyzed	Notes
Acid/Base Accounting & Sulfur Forms										
Modified Sobek	**ABA**	11.7	TCaCO3/kT	0.3			N/A		02/01/12 13:10	
Modified Sobek	**AGP**	7.0	TCaCO3/kT	0.3			N/A		02/01/12 13:10	
Modified Sobek	**ANP**	18.7	TCaCO3/kT	0.3	0.1		W204303	AGF	01/31/12 11:18	
Modified Sobek	**Non-extractable Sulfur**	0.16	%	0.01	0.004		W204303	MAD	02/01/12 13:10	
Modified Sobek	**Non-Sulfate Sulfur**	0.38	%	0.01	0.004		W204303	MAD	02/01/12 11:34	
Modified Sobek	**Pyritic Sulfur**	0.22	%	0.01			N/A		02/01/12 13:10	
Modified Sobek	**Sulfate Sulfur**	0.16	%	0.01			N/A		02/01/12 11:34	
Modified Sobek	**Total Sulfur**	0.55	%	0.01	0.004		W204303	MAD	01/30/12 08:39	
Acid/Base Accounting & Sulfur Forms (HCl Wash)										
Modified Sobek	**ABA-HCl**	15.3	TCaCO3/kT	0.3			N/A		02/01/12 14:31	
Modified Sobek	**AGP-HCl**	3.4	TCaCO3/kT	0.3			N/A		02/01/12 14:31	
Modified Sobek	**Non-extractable Sulfur**	0.16	%	0.01	0.004		W204303	MAD	02/01/12 13:10	
Modified Sobek	**Non-Sulfate Sulfur-HCl**	0.27	%	0.01	0.004		W204303	MAD	02/01/12 14:31	
Modified Sobek	**Pyritic Sulfur-HCl**	0.11	%	0.01			N/A		02/01/12 14:31	
Modified Sobek	**Sulfate Sulfur-HCl**	0.28	%	0.01			N/A		02/01/12 14:31	
Modified Sobek	**Total Sulfur**	0.55	%	0.01	0.004		W204303	MAD	01/30/12 08:39	
Classical Chemistry Parameters										
NAG	**NAG pH @20.6°C**	8.46	pH Units				W204323	AGF	01/31/12 14:30	
NAG	NAG@pH 4.5	N/A	kg H2SO4/T				W204323	AGF	01/31/12 14:30	
NAG	NAG@pH 7	N/A	kg H2SO4/T				W204323	AGF	01/31/12 14:30	
USDA HB60(21a)	**Paste pH @18.8°C**	8.10	pH Units				W205131	MAD	02/02/12 11:47	

This data has been reviewed for accuracy and has been authorized for release by the Laboratory Director or designee.

John Kern
Laboratory Director

One Government Gulch - PO Box 929 Kellogg ID 83837-0929 (208) 784-1258 Fax (208) 783-0891

McClelland Laboratories Inc
1016 Greg Street
Sparks, NV 89431

Project Name: MLI: 3438
Work Order: **W2A0357**
Reported: 02-Feb-12 14:15

Client Sample ID: **CF-11-04 628-678**
SVL Sample ID: **W2A0357-03 (Soil)**

Sampled: —
Received: 24-Jan-12
Sampled By:

Method	Analyte	Result	Units	RL	MDL	Dilution	Batch	Analyst	Analyzed	Notes
Acid/Base Accounting & Sulfur Forms										
Modified Sobek	**ABA**	33.4	TCaCO3/kT	0.3			N/A		02/01/12 13:13	
Modified Sobek	**AGP**	6.9	TCaCO3/kT	0.3			N/A		02/01/12 13:13	
Modified Sobek	**ANP**	40.3	TCaCO3/kT	0.3	0.1		W204303	AGF	01/31/12 11:18	
Modified Sobek	**Non-extractable Sulfur**	0.16	%	0.01	0.004		W204303	MAD	02/01/12 13:13	
Modified Sobek	**Non-Sulfate Sulfur**	0.38	%	0.01	0.004		W204303	MAD	02/01/12 11:38	
Modified Sobek	**Pyritic Sulfur**	0.22	%	0.01			N/A		02/01/12 13:13	
Modified Sobek	**Sulfate Sulfur**	0.14	%	0.01			N/A		02/01/12 11:38	
Modified Sobek	**Total Sulfur**	0.52	%	0.01	0.004		W204303	MAD	01/30/12 08:43	
Acid/Base Accounting & Sulfur Forms (HCl Wash)										
Modified Sobek	**ABA-HCl**	36.4	TCaCO3/kT	0.3			N/A		02/01/12 14:34	
Modified Sobek	**AGP-HCl**	3.9	TCaCO3/kT	0.3			N/A		02/01/12 14:34	
Modified Sobek	**Non-extractable Sulfur**	0.16	%	0.01	0.004		W204303	MAD	02/01/12 13:13	
Modified Sobek	**Non-Sulfate Sulfur-HCl**	0.28	%	0.01	0.004		W204303	MAD	02/01/12 14:34	
Modified Sobek	**Pyritic Sulfur-HCl**	0.13	%	0.01			N/A		02/01/12 14:34	
Modified Sobek	**Sulfate Sulfur-HCl**	0.23	%	0.01			N/A		02/01/12 14:34	
Modified Sobek	**Total Sulfur**	0.52	%	0.01	0.004		W204303	MAD	01/30/12 08:43	
Classical Chemistry Parameters										
NAG	**NAG pH @20.6°C**	8.48	pH Units				W204323	AGF	01/31/12 14:30	
NAG	NAG@pH 4.5	N/A	kg H2SO4/T				W204323	AGF	01/31/12 14:30	
NAG	NAG@pH 7	N/A	kg H2SO4/T				W204323	AGF	01/31/12 14:30	
USDA HB60(21a)	**Paste pH @18.7°C**	8.12	pH Units				W205131	MAD	02/02/12 11:47	

This data has been reviewed for accuracy and has been authorized for release by the Laboratory Director or designee.

John Kern
Laboratory Director

One Government Gulch - PO Box 929 Kellogg ID 83837-0929 (208) 784-1258 Fax (208) 783-0891

McClelland Laboratories Inc
1016 Greg Street
Sparks, NV 89431

Project Name: MLI: 3438
Work Order: **W2A0357**
Reported: 02-Feb-12 14:15

Client Sample ID: **CF-11-05 35-60**
SVL Sample ID: **W2A0357-04 (Soil)**

Sampled: —
Received: 24-Jan-12
Sampled By:

Method	Analyte	Result	Units	RL	MDL	Dilution	Batch	Analyst	Analyzed	Notes
Acid/Base Accounting & Sulfur Forms										
Modified Sobek	**ABA**	4.3	TCaCO3/kT	0.3			N/A		02/01/12 13:16	
Modified Sobek	**AGP**	8.9	TCaCO3/kT	0.3			N/A		02/01/12 13:16	
Modified Sobek	**ANP**	13.3	TCaCO3/kT	0.3	0.1		W204303	AGF	01/31/12 11:18	
Modified Sobek	**Non-extractable Sulfur**	0.17	%	0.01	0.004		W204303	MAD	02/01/12 13:16	
Modified Sobek	**Non-Sulfate Sulfur**	0.45	%	0.01	0.004		W204303	MAD	02/01/12 11:42	
Modified Sobek	**Pyritic Sulfur**	0.29	%	0.01			N/A		02/01/12 13:16	
Modified Sobek	**Sulfate Sulfur**	0.20	%	0.01			N/A		02/01/12 11:42	
Modified Sobek	**Total Sulfur**	0.65	%	0.01	0.004		W204303	MAD	01/30/12 08:45	
Acid/Base Accounting & Sulfur Forms (HCl Wash)										
Modified Sobek	**ABA-HCl**	9.0	TCaCO3/kT	0.3			N/A		02/01/12 14:37	
Modified Sobek	**AGP-HCl**	4.2	TCaCO3/kT	0.3			N/A		02/01/12 14:37	
Modified Sobek	**Non-extractable Sulfur**	0.17	%	0.01	0.004		W204303	MAD	02/01/12 13:16	
Modified Sobek	**Non-Sulfate Sulfur-HCl**	0.30	%	0.01	0.004		W204303	MAD	02/01/12 14:37	
Modified Sobek	**Pyritic Sulfur-HCl**	0.14	%	0.01			N/A		02/01/12 14:37	
Modified Sobek	**Sulfate Sulfur-HCl**	0.35	%	0.01			N/A		02/01/12 14:37	
Modified Sobek	**Total Sulfur**	0.65	%	0.01	0.004		W204303	MAD	01/30/12 08:45	
Classical Chemistry Parameters										
NAG	**NAG pH @20.8°C**	4.83	pH Units				W204323	AGF	01/31/12 14:30	
NAG	NAG@pH 4.5	N/A	kg H2SO4/T				W204323	AGF	01/31/12 14:30	
NAG	NAG@pH 7	N/A	kg H2SO4/T				W204323	AGF	01/31/12 14:30	
USDA HB60(21a)	**Paste pH @18.7°C**	8.34	pH Units				W205131	MAD	02/02/12 11:47	

This data has been reviewed for accuracy and has been authorized for release by the Laboratory Director or designee.

John Kern
Laboratory Director

One Government Gulch - PO Box 929 Kellogg ID 83837-0929 (208) 784-1258 Fax (208) 783-0891

McClelland Laboratories Inc
1016 Greg Street
Sparks, NV 89431

Project Name: MLI: 3438
Work Order: **W2A0357**
Reported: 02-Feb-12 14:15

Client Sample ID: **CF-11-05 760-780**
SVL Sample ID: **W2A0357-05 (Soil)**

Sampled: —
Received: 24-Jan-12
Sampled By:

Method	Analyte	Result	Units	RL	MDL	Dilution	Batch	Analyst	Analyzed	Notes
Acid/Base Accounting & Sulfur Forms										
Modified Sobek	**ABA**	7.3	TCaCO3/kT	0.3			N/A		02/01/12 13:19	
Modified Sobek	**AGP**	9.9	TCaCO3/kT	0.3			N/A		02/01/12 13:19	
Modified Sobek	**ANP**	17.2	TCaCO3/kT	0.3	0.1		W204303	AGF	01/31/12 11:18	
Modified Sobek	**Non-extractable Sulfur**	0.20	%	0.01	0.004		W204303	MAD	02/01/12 13:19	
Modified Sobek	**Non-Sulfate Sulfur**	0.52	%	0.01	0.004		W204303	MAD	02/01/12 11:46	
Modified Sobek	**Pyritic Sulfur**	0.32	%	0.01			N/A		02/01/12 13:19	
Modified Sobek	**Sulfate Sulfur**	0.30	%	0.01			N/A		02/01/12 11:46	
Modified Sobek	**Total Sulfur**	0.82	%	0.01	0.004		W204303	MAD	01/30/12 08:48	
Acid/Base Accounting & Sulfur Forms (HCl Wash)										
Modified Sobek	**ABA-HCl**	11.0	TCaCO3/kT	0.3			N/A		02/01/12 14:40	
Modified Sobek	**AGP-HCl**	6.2	TCaCO3/kT	0.3			N/A		02/01/12 14:40	
Modified Sobek	**Non-extractable Sulfur**	0.20	%	0.01	0.004		W204303	MAD	02/01/12 13:19	
Modified Sobek	**Non-Sulfate Sulfur-HCl**	0.40	%	0.01	0.004		W204303	MAD	02/01/12 14:40	
Modified Sobek	**Pyritic Sulfur-HCl**	0.20	%	0.01			N/A		02/01/12 14:40	
Modified Sobek	**Sulfate Sulfur-HCl**	0.42	%	0.01			N/A		02/01/12 14:40	
Modified Sobek	**Total Sulfur**	0.82	%	0.01	0.004		W204303	MAD	01/30/12 08:48	
Classical Chemistry Parameters										
NAG	**NAG pH @21.3°C**	8.18	pH Units				W204323	AGF	01/31/12 14:30	
NAG	NAG@pH 4.5	N/A	kg H2SO4/T				W204323	AGF	01/31/12 14:30	
NAG	NAG@pH 7	N/A	kg H2SO4/T				W204323	AGF	01/31/12 14:30	
USDA HB60(21a)	**Paste pH @18.6°C**	8.45	pH Units				W205131	MAD	02/02/12 11:47	

This data has been reviewed for accuracy and has been authorized for release by the Laboratory Director or designee.

John Kern
Laboratory Director

One Government Gulch - PO Box 929 Kellogg ID 83837-0929 (208) 784-1258 Fax (208) 783-0891

McClelland Laboratories Inc
1016 Greg Street
Sparks, NV 89431

Project Name: MLI: 3438
Work Order: **W2A0357**
Reported: 02-Feb-12 14:15

Client Sample ID: **CF-11-05 880-895**
SVL Sample ID: **W2A0357-06 (Soil)**

Sampled: —
Received: 24-Jan-12
Sampled By:

Method	Analyte	Result	Units	RL	MDL	Dilution	Batch	Analyst	Analyzed	Notes
Acid/Base Accounting & Sulfur Forms										
Modified Sobek	**ABA**	12.2	TCaCO3/kT	0.3			N/A		02/01/12 13:22	
Modified Sobek	**AGP**	8.9	TCaCO3/kT	0.3			N/A		02/01/12 13:22	
Modified Sobek	**ANP**	21.2	TCaCO3/kT	0.3	0.1		W204303	AGF	01/31/12 11:18	
Modified Sobek	**Non-extractable Sulfur**	0.14	%	0.01	0.004		W204303	MAD	02/01/12 13:22	
Modified Sobek	**Non-Sulfate Sulfur**	0.43	%	0.01	0.004		W204303	MAD	02/01/12 11:50	
Modified Sobek	**Pyritic Sulfur**	0.28	%	0.01			N/A		02/01/12 13:22	
Modified Sobek	**Sulfate Sulfur**	0.17	%	0.01			N/A		02/01/12 11:50	
Modified Sobek	**Total Sulfur**	0.60	%	0.01	0.004		W204303	MAD	01/30/12 08:51	
Acid/Base Accounting & Sulfur Forms (HCl Wash)										
Modified Sobek	**ABA-HCl**	13.5	TCaCO3/kT	0.3			N/A		02/01/12 14:43	
Modified Sobek	**AGP-HCl**	7.6	TCaCO3/kT	0.3			N/A		02/01/12 14:43	
Modified Sobek	**Non-extractable Sulfur**	0.14	%	0.01	0.004		W204303	MAD	02/01/12 13:22	
Modified Sobek	**Non-Sulfate Sulfur-HCl**	0.39	%	0.01	0.004		W204303	MAD	02/01/12 14:43	
Modified Sobek	**Pyritic Sulfur-HCl**	0.24	%	0.01			N/A		02/01/12 14:43	
Modified Sobek	**Sulfate Sulfur-HCl**	0.21	%	0.01			N/A		02/01/12 14:43	
Modified Sobek	**Total Sulfur**	0.60	%	0.01	0.004		W204303	MAD	01/30/12 08:51	
Classical Chemistry Parameters										
NAG	**NAG pH @21.3°C**	7.74	pH Units				W204323	AGF	01/31/12 14:30	
NAG	NAG@pH 4.5	N/A	kg H2SO4/T				W204323	AGF	01/31/12 14:30	
NAG	NAG@pH 7	N/A	kg H2SO4/T				W204323	AGF	01/31/12 14:30	
USDA HB60(21a)	**Paste pH @18.4°C**	8.36	pH Units				W205131	MAD	02/02/12 11:47	

This data has been reviewed for accuracy and has been authorized for release by the Laboratory Director or designee.

John Kern
Laboratory Director

One Government Gulch - PO Box 929 Kellogg ID 83837-0929 (208) 784-1258 Fax (208) 783-0891

McClelland Laboratories Inc
1016 Greg Street
Sparks, NV 89431

Project Name: MLI: 3438
Work Order: **W2A0357**
Reported: 02-Feb-12 14:15

Client Sample ID: **CF-11-06 6.4-19.4**
SVL Sample ID: **W2A0357-07 (Soil)**

Sampled: —
Received: 24-Jan-12
Sampled By:

Method	Analyte	Result	Units	RL	MDL	Dilution	Batch	Analyst	Analyzed	Notes
Acid/Base Accounting & Sulfur Forms										
Modified Sobek	**ABA**	5.5	TCaCO3/kT	0.3			N/A		02/01/12 13:25	
Modified Sobek	**AGP**	16.1	TCaCO3/kT	0.3			N/A		02/01/12 13:25	
Modified Sobek	**ANP**	21.6	TCaCO3/kT	0.3	0.1		W204303	AGF	01/31/12 11:18	
Modified Sobek	**Non-extractable Sulfur**	0.24	%	0.01	0.004		W204303	MAD	02/01/12 13:25	
Modified Sobek	**Non-Sulfate Sulfur**	0.76	%	0.01	0.004		W204303	MAD	02/01/12 11:54	
Modified Sobek	**Pyritic Sulfur**	0.52	%	0.01			N/A		02/01/12 13:25	
Modified Sobek	**Sulfate Sulfur**	0.43	%	0.01			N/A		02/01/12 11:54	
Modified Sobek	**Total Sulfur**	1.19	%	0.01	0.004		W204303	MAD	01/30/12 08:54	
Acid/Base Accounting & Sulfur Forms (HCl Wash)										
Modified Sobek	**ABA-HCl**	2.4	TCaCO3/kT	0.3			N/A		02/01/12 14:54	
Modified Sobek	**AGP-HCl**	19.2	TCaCO3/kT	0.3			N/A		02/01/12 14:54	
Modified Sobek	**Non-extractable Sulfur**	0.24	%	0.01	0.004		W204303	MAD	02/01/12 13:25	
Modified Sobek	**Non-Sulfate Sulfur-HCl**	0.86	%	0.01	0.004		W204303	MAD	02/01/12 14:54	
Modified Sobek	**Pyritic Sulfur-HCl**	0.62	%	0.01			N/A		02/01/12 14:54	
Modified Sobek	**Sulfate Sulfur-HCl**	0.34	%	0.01			N/A		02/01/12 14:54	
Modified Sobek	**Total Sulfur**	1.19	%	0.01	0.004		W204303	MAD	01/30/12 08:54	
Classical Chemistry Parameters										
NAG	**NAG pH @20.7°C**	8.17	pH Units				W204323	AGF	01/31/12 14:30	
NAG	NAG@pH 4.5	N/A	kg H2SO4/T				W204323	AGF	01/31/12 14:30	
NAG	NAG@pH 7	N/A	kg H2SO4/T				W204323	AGF	01/31/12 14:30	
USDA HB60(21a)	**Paste pH @18.9°C**	8.27	pH Units				W205131	MAD	02/02/12 11:47	

This data has been reviewed for accuracy and has been authorized for release by the Laboratory Director or designee.

John Kern
Laboratory Director

One Government Gulch - PO Box 929 Kellogg ID 83837-0929 (208) 784-1258 Fax (208) 783-0891

McClelland Laboratories Inc
1016 Greg Street
Sparks, NV 89431

Project Name: MLI: 3438
Work Order: **W2A0357**
Reported: 02-Feb-12 14:15

Client Sample ID: **CF-11-06 135.4-155.6**
SVL Sample ID: **W2A0357-08 (Soil)**

Sampled: —
Received: 24-Jan-12
Sampled By:

Method	Analyte	Result	Units	RL	MDL	Dilution	Batch	Analyst	Analyzed	Notes
Acid/Base Accounting & Sulfur Forms										
Modified Sobek	**ABA**	4.7	TCaCO3/kT	0.3			N/A		02/01/12 13:28	
Modified Sobek	**AGP**	21.4	TCaCO3/kT	0.3			N/A		02/01/12 13:28	
Modified Sobek	**ANP**	26.1	TCaCO3/kT	0.3	0.1		W204303	AGF	01/31/12 11:18	
Modified Sobek	**Non-extractable Sulfur**	0.21	%	0.01	0.004		W204303	MAD	02/01/12 13:28	
Modified Sobek	**Non-Sulfate Sulfur**	0.89	%	0.01	0.004		W204303	MAD	02/01/12 11:59	
Modified Sobek	**Pyritic Sulfur**	0.68	%	0.01			N/A		02/01/12 13:28	
Modified Sobek	**Sulfate Sulfur**	0.34	%	0.01			N/A		02/01/12 11:59	
Modified Sobek	**Total Sulfur**	1.23	%	0.01	0.004		W204303	MAD	01/30/12 09:04	
Acid/Base Accounting & Sulfur Forms (HCl Wash)										
Modified Sobek	**ABA-HCl**	6.0	TCaCO3/kT	0.3			N/A		02/01/12 14:59	
Modified Sobek	**AGP-HCl**	20.1	TCaCO3/kT	0.3			N/A		02/01/12 14:59	
Modified Sobek	**Non-extractable Sulfur**	0.21	%	0.01	0.004		W204303	MAD	02/01/12 13:28	
Modified Sobek	**Non-Sulfate Sulfur-HCl**	0.85	%	0.01	0.004		W204303	MAD	02/01/12 14:59	
Modified Sobek	**Pyritic Sulfur-HCl**	0.64	%	0.01			N/A		02/01/12 14:59	
Modified Sobek	**Sulfate Sulfur-HCl**	0.38	%	0.01			N/A		02/01/12 14:59	
Modified Sobek	**Total Sulfur**	1.23	%	0.01	0.004		W204303	MAD	01/30/12 09:04	
Classical Chemistry Parameters										
NAG	**NAG pH @20.8°C**	7.90	pH Units				W204323	AGF	01/31/12 14:30	
NAG	NAG@pH 4.5	N/A	kg H2SO4/T				W204323	AGF	01/31/12 14:30	
NAG	NAG@pH 7	N/A	kg H2SO4/T				W204323	AGF	01/31/12 14:30	
USDA HB60(21a)	**Paste pH @18.3°C**	8.14	pH Units				W205131	MAD	02/02/12 11:47	

This data has been reviewed for accuracy and has been authorized for release by the Laboratory Director or designee.

John Kern
Laboratory Director

One Government Gulch - PO Box 929 Kellogg ID 83837-0929 (208) 784-1258 Fax (208) 783-0891

McClelland Laboratories Inc
1016 Greg Street
Sparks, NV 89431

Project Name: MLI: 3438
Work Order: **W2A0357**
Reported: 02-Feb-12 14:15

Client Sample ID: **CF-11-06 418-443**
SVL Sample ID: **W2A0357-09 (Soil)**

Sampled: —
Received: 24-Jan-12
Sampled By:

Method	Analyte	Result	Units	RL	MDL	Dilution	Batch	Analyst	Analyzed	Notes
Acid/Base Accounting & Sulfur Forms										
Modified Sobek	**ABA**	19.3	TCaCO3/kT	0.3			N/A		02/01/12 13:37	
Modified Sobek	**AGP**	18.1	TCaCO3/kT	0.3			N/A		02/01/12 13:37	
Modified Sobek	**ANP**	37.4	TCaCO3/kT	0.3	0.1		W204303	AGF	01/31/12 11:18	
Modified Sobek	**Non-extractable Sulfur**	0.21	%	0.01	0.004		W204303	MAD	02/01/12 13:37	
Modified Sobek	**Non-Sulfate Sulfur**	0.79	%	0.01	0.004		W204303	MAD	02/01/12 12:03	
Modified Sobek	**Pyritic Sulfur**	0.58	%	0.01			N/A		02/01/12 13:37	
Modified Sobek	**Sulfate Sulfur**	0.28	%	0.01			N/A		02/01/12 12:03	
Modified Sobek	**Total Sulfur**	1.07	%	0.01	0.004		W204303	MAD	01/30/12 09:07	
Acid/Base Accounting & Sulfur Forms (HCl Wash)										
Modified Sobek	**ABA-HCl**	19.6	TCaCO3/kT	0.3			N/A		02/01/12 15:03	
Modified Sobek	**AGP-HCl**	17.8	TCaCO3/kT	0.3			N/A		02/01/12 15:03	
Modified Sobek	**Non-extractable Sulfur**	0.21	%	0.01	0.004		W204303	MAD	02/01/12 13:37	
Modified Sobek	**Non-Sulfate Sulfur-HCl**	0.78	%	0.01	0.004		W204303	MAD	02/01/12 15:03	
Modified Sobek	**Pyritic Sulfur-HCl**	0.57	%	0.01			N/A		02/01/12 15:03	
Modified Sobek	**Sulfate Sulfur-HCl**	0.29	%	0.01			N/A		02/01/12 15:03	
Modified Sobek	**Total Sulfur**	1.07	%	0.01	0.004		W204303	MAD	01/30/12 09:07	
Classical Chemistry Parameters										
NAG	**NAG pH @20.2°C**	9.01	pH Units				W204323	AGF	01/31/12 14:30	
NAG	NAG@pH 4.5	N/A	kg H2SO4/T				W204323	AGF	01/31/12 14:30	
NAG	NAG@pH 7	N/A	kg H2SO4/T				W204323	AGF	01/31/12 14:30	
USDA HB60(21a)	**Paste pH @18.4°C**	8.02	pH Units				W205131	MAD	02/02/12 11:47	

This data has been reviewed for accuracy and has been authorized for release by the Laboratory Director or designee.

John Kern
Laboratory Director

One Government Gulch - PO Box 929 Kellogg ID 83837-0929 (208) 784-1258 Fax (208) 783-0891

McClelland Laboratories Inc
1016 Greg Street
Sparks, NV 89431

Project Name: MLI: 3438
Work Order: **W2A0357**
Reported: 02-Feb-12 14:15

Client Sample ID: **CF-11-06 603-628**
SVL Sample ID: **W2A0357-10 (Soil)**

Sampled: —
Received: 24-Jan-12
Sampled By:

Method	Analyte	Result	Units	RL	MDL	Dilution	Batch	Analyst	Analyzed	Notes
Acid/Base Accounting & Sulfur Forms										
Modified Sobek	**ABA**	-2.6	TCaCO3/kT	0.3			N/A		02/01/12 13:40	
Modified Sobek	**AGP**	23.8	TCaCO3/kT	0.3			N/A		02/01/12 13:40	
Modified Sobek	**ANP**	21.2	TCaCO3/kT	0.3	0.1		W204303	AGF	01/31/12 11:18	
Modified Sobek	**Non-extractable Sulfur**	0.29	%	0.01	0.004		W204303	MAD	02/01/12 13:40	
Modified Sobek	**Non-Sulfate Sulfur**	1.05	%	0.01	0.004		W204303	MAD	02/01/12 12:07	
Modified Sobek	**Pyritic Sulfur**	0.76	%	0.01			N/A		02/01/12 13:40	
Modified Sobek	**Sulfate Sulfur**	0.24	%	0.01			N/A		02/01/12 12:07	
Modified Sobek	**Total Sulfur**	1.29	%	0.01	0.004		W204303	MAD	01/30/12 09:10	
Acid/Base Accounting & Sulfur Forms (HCl Wash)										
Modified Sobek	ABA-HCl	< 0.3	TCaCO3/kT	0.3			N/A		02/01/12 15:08	
Modified Sobek	**AGP-HCl**	21.1	TCaCO3/kT	0.3			N/A		02/01/12 15:08	
Modified Sobek	**Non-extractable Sulfur**	0.29	%	0.01	0.004		W204303	MAD	02/01/12 13:40	
Modified Sobek	**Non-Sulfate Sulfur-HCl**	0.96	%	0.01	0.004		W204303	MAD	02/01/12 15:08	
Modified Sobek	**Pyritic Sulfur-HCl**	0.68	%	0.01			N/A		02/01/12 15:08	
Modified Sobek	**Sulfate Sulfur-HCl**	0.32	%	0.01			N/A		02/01/12 15:08	
Modified Sobek	**Total Sulfur**	1.29	%	0.01	0.004		W204303	MAD	01/30/12 09:10	
Classical Chemistry Parameters										
NAG	**NAG pH @20.6°C**	8.14	pH Units				W204323	AGF	01/31/12 14:30	
NAG	NAG@pH 4.5	N/A	kg H2SO4/T				W204323	AGF	01/31/12 14:30	
NAG	NAG@pH 7	N/A	kg H2SO4/T				W204323	AGF	01/31/12 14:30	
USDA HB60(21a)	**Paste pH @18.5°C**	8.07	pH Units				W205131	MAD	02/02/12 11:47	

This data has been reviewed for accuracy and has been authorized for release by the Laboratory Director or designee.

John Kern
Laboratory Director

One Government Gulch - PO Box 929 Kellogg ID 83837-0929 (208) 784-1258 Fax (208) 783-0891

McClelland Laboratories Inc
1016 Greg Street
Sparks, NV 89431

Project Name: MLI: 3438
Work Order: **W2A0357**
Reported: 02-Feb-12 14:15

Client Sample ID: **CF-11-06 673-693**
SVL Sample ID: **W2A0357-11 (Soil)**

Sampled: —
Received: 24-Jan-12
Sampled By:

Method	Analyte	Result	Units	RL	MDL	Dilution	Batch	Analyst	Analyzed	Notes
Acid/Base Accounting & Sulfur Forms										
Modified Sobek	**ABA**	-7.0	TCaCO3/kT	0.3			N/A		02/01/12 13:43	
Modified Sobek	**AGP**	16.3	TCaCO3/kT	0.3			N/A		02/01/12 13:43	
Modified Sobek	**ANP**	9.3	TCaCO3/kT	0.3	0.1		W204303	AGF	01/31/12 11:18	
Modified Sobek	**Non-extractable Sulfur**	0.16	%	0.01	0.004		W204303	MAD	02/01/12 13:43	
Modified Sobek	**Non-Sulfate Sulfur**	0.68	%	0.01	0.004		W204303	MAD	02/01/12 12:18	
Modified Sobek	**Pyritic Sulfur**	0.52	%	0.01			N/A		02/01/12 13:43	
Modified Sobek	**Sulfate Sulfur**	0.24	%	0.01			N/A		02/01/12 12:18	
Modified Sobek	**Total Sulfur**	0.92	%	0.01	0.004		W204303	MAD	01/30/12 09:13	
Acid/Base Accounting & Sulfur Forms (HCl Wash)										
Modified Sobek	**ABA-HCl**	-2.9	TCaCO3/kT	0.3			N/A		02/01/12 15:11	
Modified Sobek	**AGP-HCl**	12.2	TCaCO3/kT	0.3			N/A		02/01/12 15:11	
Modified Sobek	**Non-extractable Sulfur**	0.16	%	0.01	0.004		W204303	MAD	02/01/12 13:43	
Modified Sobek	**Non-Sulfate Sulfur-HCl**	0.55	%	0.01	0.004		W204303	MAD	02/01/12 15:11	
Modified Sobek	**Pyritic Sulfur-HCl**	0.39	%	0.01			N/A		02/01/12 15:11	
Modified Sobek	**Sulfate Sulfur-HCl**	0.37	%	0.01			N/A		02/01/12 15:11	
Modified Sobek	**Total Sulfur**	0.92	%	0.01	0.004		W204303	MAD	01/30/12 09:13	
Classical Chemistry Parameters										
NAG	**NAG pH @20.1°C**	8.67	pH Units				W204323	AGF	01/31/12 14:30	
NAG	NAG@pH 4.5	N/A	kg H2SO4/T				W204323	AGF	01/31/12 14:30	
NAG	NAG@pH 7	N/A	kg H2SO4/T				W204323	AGF	01/31/12 14:30	
USDA HB60(21a)	**Paste pH @18.8°C**	8.25	pH Units				W205131	MAD	02/02/12 11:47	

This data has been reviewed for accuracy and has been authorized for release by the Laboratory Director or designee.

John Kern
Laboratory Director

One Government Gulch - PO Box 929 Kellogg ID 83837-0929 (208) 784-1258 Fax (208) 783-0891

McClelland Laboratories Inc
1016 Greg Street
Sparks, NV 89431

Project Name: MLI: 3438
Work Order: **W2A0357**
Reported: 02-Feb-12 14:15

Client Sample ID: **CF-11-06 860-868**
SVL Sample ID: **W2A0357-12 (Soil)**

Sampled: —
Received: 24-Jan-12
Sampled By:

Method	Analyte	Result	Units	RL	MDL	Dilution	Batch	Analyst	Analyzed	Notes
Acid/Base Accounting & Sulfur Forms										
Modified Sobek	**ABA**	27.5	TCaCO3/kT	0.3			N/A		02/01/12 13:46	
Modified Sobek	**AGP**	6.4	TCaCO3/kT	0.3			N/A		02/01/12 13:46	
Modified Sobek	**ANP**	34.0	TCaCO3/kT	0.3	0.1		W204303	AGF	01/31/12 11:18	
Modified Sobek	**Non-extractable Sulfur**	0.11	%	0.01	0.004		W204303	MAD	02/01/12 13:46	
Modified Sobek	**Non-Sulfate Sulfur**	0.31	%	0.01	0.004		W204303	MAD	02/01/12 12:21	
Modified Sobek	**Pyritic Sulfur**	0.20	%	0.01			N/A		02/01/12 13:46	
Modified Sobek	**Sulfate Sulfur**	0.14	%	0.01			N/A		02/01/12 12:21	
Modified Sobek	**Total Sulfur**	0.45	%	0.01	0.004		W204303	MAD	01/30/12 09:16	
Acid/Base Accounting & Sulfur Forms (HCl Wash)										
Modified Sobek	**ABA-HCl**	28.7	TCaCO3/kT	0.3			N/A		02/01/12 15:14	
Modified Sobek	**AGP-HCl**	5.3	TCaCO3/kT	0.3			N/A		02/01/12 15:14	
Modified Sobek	**Non-extractable Sulfur**	0.11	%	0.01	0.004		W204303	MAD	02/01/12 13:46	
Modified Sobek	**Non-Sulfate Sulfur-HCl**	0.28	%	0.01	0.004		W204303	MAD	02/01/12 15:14	
Modified Sobek	**Pyritic Sulfur-HCl**	0.17	%	0.01			N/A		02/01/12 15:14	
Modified Sobek	**Sulfate Sulfur-HCl**	0.18	%	0.01			N/A		02/01/12 15:14	
Modified Sobek	**Total Sulfur**	0.45	%	0.01	0.004		W204303	MAD	01/30/12 09:16	
Classical Chemistry Parameters										
NAG	**NAG pH @20.1°C**	8.29	pH Units				W204323	AGF	01/31/12 14:30	
NAG	NAG@pH 4.5	N/A	kg H2SO4/T				W204323	AGF	01/31/12 14:30	
NAG	NAG@pH 7	N/A	kg H2SO4/T				W204323	AGF	01/31/12 14:30	
USDA HB60(21a)	**Paste pH @18.4°C**	8.63	pH Units				W205131	MAD	02/02/12 11:47	

This data has been reviewed for accuracy and has been authorized for release by the Laboratory Director or designee.

John Kern
Laboratory Director

One Government Gulch - PO Box 929 Kellogg ID 83837-0929 (208) 784-1258 Fax (208) 783-0891

McClelland Laboratories Inc
1016 Greg Street
Sparks, NV 89431

Project Name: MLI: 3438
Work Order: **W2A0357**
Reported: 02-Feb-12 14:15

Client Sample ID: **CF-11-06 872.5-898**
SVL Sample ID: **W2A0357-13 (Soil)**

Sampled: —
Received: 24-Jan-12
Sampled By:

Method	Analyte	Result	Units	RL	MDL	Dilution	Batch	Analyst	Analyzed	Notes
Acid/Base Accounting & Sulfur Forms										
Modified Sobek	**ABA**	3.1	TCaCO3/kT	0.3			N/A		02/01/12 13:49	
Modified Sobek	**AGP**	9.7	TCaCO3/kT	0.3			N/A		02/01/12 13:49	
Modified Sobek	**ANP**	12.8	TCaCO3/kT	0.3	0.1		W204303	AGF	01/31/12 11:18	
Modified Sobek	**Non-extractable Sulfur**	0.13	%	0.01	0.004		W204303	MAD	02/01/12 13:49	
Modified Sobek	**Non-Sulfate Sulfur**	0.44	%	0.01	0.004		W204303	MAD	02/01/12 12:25	
Modified Sobek	**Pyritic Sulfur**	0.31	%	0.01			N/A		02/01/12 13:49	
Modified Sobek	**Sulfate Sulfur**	0.18	%	0.01			N/A		02/01/12 12:25	
Modified Sobek	**Total Sulfur**	0.62	%	0.01	0.004		W204303	MAD	01/30/12 09:19	
Acid/Base Accounting & Sulfur Forms (HCl Wash)										
Modified Sobek	**ABA-HCl**	4.1	TCaCO3/kT	0.3			N/A		02/01/12 15:17	
Modified Sobek	**AGP-HCl**	8.7	TCaCO3/kT	0.3			N/A		02/01/12 15:17	
Modified Sobek	**Non-extractable Sulfur**	0.13	%	0.01	0.004		W204303	MAD	02/01/12 13:49	
Modified Sobek	**Non-Sulfate Sulfur-HCl**	0.40	%	0.01	0.004		W204303	MAD	02/01/12 15:17	
Modified Sobek	**Pyritic Sulfur-HCl**	0.28	%	0.01			N/A		02/01/12 15:17	
Modified Sobek	**Sulfate Sulfur-HCl**	0.22	%	0.01			N/A		02/01/12 15:17	
Modified Sobek	**Total Sulfur**	0.62	%	0.01	0.004		W204303	MAD	01/30/12 09:19	
Classical Chemistry Parameters										
NAG	**NAG pH @20.4°C**	3.44	pH Units				W204323	AGF	01/31/12 14:30	
NAG	**NAG@pH 4.5**	2.15	kg H2SO4/T				W204323	AGF	01/31/12 14:30	
NAG	**NAG@pH 7**	3.92	kg H2SO4/T				W204323	AGF	01/31/12 14:30	
USDA HB60(21a)	**Paste pH @18.6°C**	8.65	pH Units				W205131	MAD	02/02/12 11:47	

This data has been reviewed for accuracy and has been authorized for release by the Laboratory Director or designee.

John Kern
Laboratory Director

One Government Gulch - PO Box 929 Kellogg ID 83837-0929 (208) 784-1258 Fax (208) 783-0891

McClelland Laboratories Inc
1016 Greg Street
Sparks, NV 89431

Project Name: MLI: 3438
Work Order: **W2A0357**
Reported: 02-Feb-12 14:15

Client Sample ID: **CF-11-07 312-346.6**
SVL Sample ID: **W2A0357-14 (Soil)**

Sampled: —
Received: 24-Jan-12
Sampled By:

Method	Analyte	Result	Units	RL	MDL	Dilution	Batch	Analyst	Analyzed	Notes
Acid/Base Accounting & Sulfur Forms										
Modified Sobek	**ABA**	20.3	TCaCO3/kT	0.3			N/A		02/01/12 13:52	
Modified Sobek	**AGP**	13.7	TCaCO3/kT	0.3			N/A		02/01/12 13:52	
Modified Sobek	**ANP**	34.0	TCaCO3/kT	0.3	0.1		W204303	AGF	01/31/12 11:18	
Modified Sobek	**Non-extractable Sulfur**	0.26	%	0.01	0.004		W204303	MAD	02/01/12 13:52	
Modified Sobek	**Non-Sulfate Sulfur**	0.70	%	0.01	0.004		W204303	MAD	02/01/12 12:29	
Modified Sobek	**Pyritic Sulfur**	0.44	%	0.01			N/A		02/01/12 13:52	
Modified Sobek	**Sulfate Sulfur**	0.18	%	0.01			N/A		02/01/12 12:29	
Modified Sobek	**Total Sulfur**	0.87	%	0.01	0.004		W204303	MAD	01/30/12 09:22	
Acid/Base Accounting & Sulfur Forms (HCl Wash)										
Modified Sobek	**ABA-HCl**	26.2	TCaCO3/kT	0.3			N/A		02/01/12 15:19	
Modified Sobek	**AGP-HCl**	7.8	TCaCO3/kT	0.3			N/A		02/01/12 15:19	
Modified Sobek	**Non-extractable Sulfur**	0.26	%	0.01	0.004		W204303	MAD	02/01/12 13:52	
Modified Sobek	**Non-Sulfate Sulfur-HCl**	0.50	%	0.01	0.004		W204303	MAD	02/01/12 15:19	
Modified Sobek	**Pyritic Sulfur-HCl**	0.25	%	0.01			N/A		02/01/12 15:19	
Modified Sobek	**Sulfate Sulfur-HCl**	0.37	%	0.01			N/A		02/01/12 15:19	
Modified Sobek	**Total Sulfur**	0.87	%	0.01	0.004		W204303	MAD	01/30/12 09:22	
Classical Chemistry Parameters										
NAG	**NAG pH @20.9°C**	7.87	pH Units				W204323	AGF	01/31/12 14:30	
NAG	NAG@pH 4.5	N/A	kg H2SO4/T				W204323	AGF	01/31/12 14:30	
NAG	NAG@pH 7	N/A	kg H2SO4/T				W204323	AGF	01/31/12 14:30	
USDA HB60(21a)	**Paste pH @18.6°C**	8.30	pH Units				W205131	MAD	02/02/12 11:47	

This data has been reviewed for accuracy and has been authorized for release by the Laboratory Director or designee.

John Kern
Laboratory Director

One Government Gulch - PO Box 929 Kellogg ID 83837-0929 (208) 784-1258 Fax (208) 783-0891

McClelland Laboratories Inc
1016 Greg Street
Sparks, NV 89431

Project Name: MLI: 3438
Work Order: **W2A0357**
Reported: 02-Feb-12 14:15

Client Sample ID: **CF-11-07 521.7-543**
SVL Sample ID: **W2A0357-15 (Soil)**

Sampled: —
Received: 24-Jan-12
Sampled By:

Method	Analyte	Result	Units	RL	MDL	Dilution	Batch	Analyst	Analyzed	Notes
Acid/Base Accounting & Sulfur Forms										
Modified Sobek	**ABA**	12.1	TCaCO3/kT	0.3			N/A		02/01/12 13:55	
Modified Sobek	**AGP**	18.9	TCaCO3/kT	0.3			N/A		02/01/12 13:55	
Modified Sobek	**ANP**	31.0	TCaCO3/kT	0.3	0.1		W204303	AGF	01/31/12 11:18	
Modified Sobek	**Non-extractable Sulfur**	0.17	%	0.01	0.004		W204303	MAD	02/01/12 13:55	
Modified Sobek	**Non-Sulfate Sulfur**	0.78	%	0.01	0.004		W204303	MAD	02/01/12 12:33	
Modified Sobek	**Pyritic Sulfur**	0.60	%	0.01			N/A		02/01/12 13:55	
Modified Sobek	**Sulfate Sulfur**	0.19	%	0.01			N/A		02/01/12 12:33	
Modified Sobek	**Total Sulfur**	0.96	%	0.01	0.004		W204303	MAD	01/30/12 09:25	
Acid/Base Accounting & Sulfur Forms (HCl Wash)										
Modified Sobek	**ABA-HCl**	14.6	TCaCO3/kT	0.3			N/A		02/01/12 15:24	
Modified Sobek	**AGP-HCl**	16.4	TCaCO3/kT	0.3			N/A		02/01/12 15:24	
Modified Sobek	**Non-extractable Sulfur**	0.17	%	0.01	0.004		W204303	MAD	02/01/12 13:55	
Modified Sobek	**Non-Sulfate Sulfur-HCl**	0.70	%	0.01	0.004		W204303	MAD	02/01/12 15:24	
Modified Sobek	**Pyritic Sulfur-HCl**	0.53	%	0.01			N/A		02/01/12 15:24	
Modified Sobek	**Sulfate Sulfur-HCl**	0.27	%	0.01			N/A		02/01/12 15:24	
Modified Sobek	**Total Sulfur**	0.96	%	0.01	0.004		W204303	MAD	01/30/12 09:25	
Classical Chemistry Parameters										
NAG	**NAG pH @20.2°C**	8.31	pH Units				W204323	AGF	01/31/12 14:30	
NAG	NAG@pH 4.5	N/A	kg H2SO4/T				W204323	AGF	01/31/12 14:30	
NAG	NAG@pH 7	N/A	kg H2SO4/T				W204323	AGF	01/31/12 14:30	
USDA HB60(21a)	**Paste pH @18.8°C**	8.40	pH Units				W205131	MAD	02/02/12 11:47	

This data has been reviewed for accuracy and has been authorized for release by the Laboratory Director or designee.

John Kern
Laboratory Director

One Government Gulch - PO Box 929 Kellogg ID 83837-0929 (208) 784-1258 Fax (208) 783-0891

McClelland Laboratories Inc
1016 Greg Street
Sparks, NV 89431

Project Name: MLI: 3438
Work Order: **W2A0357**
Reported: 02-Feb-12 14:15

Client Sample ID: **CF-11-07 966.8-996.8**
SVL Sample ID: **W2A0357-16 (Soil)**

Sampled: —
Received: 24-Jan-12
Sampled By:

Method	Analyte	Result	Units	RL	MDL	Dilution	Batch	Analyst	Analyzed	Notes
Acid/Base Accounting & Sulfur Forms										
Modified Sobek	**ABA**	21.9	TCaCO3/kT	0.3			N/A		02/01/12 13:57	
Modified Sobek	**AGP**	7.2	TCaCO3/kT	0.3			N/A		02/01/12 13:57	
Modified Sobek	**ANP**	29.0	TCaCO3/kT	0.3	0.1		W204303	AGF	01/31/12 11:18	
Modified Sobek	**Non-extractable Sulfur**	0.16	%	0.01	0.004		W204303	MAD	02/01/12 13:57	
Modified Sobek	**Non-Sulfate Sulfur**	0.38	%	0.01	0.004		W204303	MAD	02/01/12 12:36	
Modified Sobek	**Pyritic Sulfur**	0.23	%	0.01			N/A		02/01/12 13:57	
Modified Sobek	**Sulfate Sulfur**	0.16	%	0.01			N/A		02/01/12 12:36	
Modified Sobek	**Total Sulfur**	0.54	%	0.01	0.004		W204303	MAD	01/30/12 09:28	
Acid/Base Accounting & Sulfur Forms (HCl Wash)										
Modified Sobek	**ABA-HCl**	25.3	TCaCO3/kT	0.3			N/A		02/01/12 15:27	
Modified Sobek	**AGP-HCl**	3.7	TCaCO3/kT	0.3			N/A		02/01/12 15:27	
Modified Sobek	**Non-extractable Sulfur**	0.16	%	0.01	0.004		W204303	MAD	02/01/12 13:57	
Modified Sobek	**Non-Sulfate Sulfur-HCl**	0.27	%	0.01	0.004		W204303	MAD	02/01/12 15:27	
Modified Sobek	**Pyritic Sulfur-HCl**	0.12	%	0.01			N/A		02/01/12 15:27	
Modified Sobek	**Sulfate Sulfur-HCl**	0.27	%	0.01			N/A		02/01/12 15:27	
Modified Sobek	**Total Sulfur**	0.54	%	0.01	0.004		W204303	MAD	01/30/12 09:28	
Classical Chemistry Parameters										
NAG	**NAG pH @20.4°C**	8.06	pH Units				W204323	AGF	01/31/12 14:30	
NAG	NAG@pH 4.5	N/A	kg H2SO4/T				W204323	AGF	01/31/12 14:30	
NAG	NAG@pH 7	N/A	kg H2SO4/T				W204323	AGF	01/31/12 14:30	
USDA HB60(21a)	**Paste pH @18.2°C**	8.56	pH Units				W205131	MAD	02/02/12 11:47	

This data has been reviewed for accuracy and has been authorized for release by the Laboratory Director or designee.

John Kern
Laboratory Director

One Government Gulch - PO Box 929 Kellogg ID 83837-0929 (208) 784-1258 Fax (208) 783-0891

McClelland Laboratories Inc
1016 Greg Street
Sparks, NV 89431

Project Name: MLI: 3438
Work Order: **W2A0357**
Reported: 02-Feb-12 14:15

Client Sample ID: **CF-11-08 844.2-879.2**
SVL Sample ID: **W2A0357-17 (Soil)**

Sampled: —
Received: 24-Jan-12
Sampled By:

Method	Analyte	Result	Units	RL	MDL	Dilution	Batch	Analyst	Analyzed	Notes
Acid/Base Accounting & Sulfur Forms										
Modified Sobek	**ABA**	4.8	TCaCO3/kT	0.3			N/A		02/01/12 14:00	
Modified Sobek	**AGP**	16.4	TCaCO3/kT	0.3			N/A		02/01/12 14:00	
Modified Sobek	**ANP**	21.2	TCaCO3/kT	0.3	0.1		W204303	AGF	01/31/12 11:18	
Modified Sobek	**Non-extractable Sulfur**	0.22	%	0.01	0.004		W204303	MAD	02/01/12 14:00	
Modified Sobek	**Non-Sulfate Sulfur**	0.74	%	0.01	0.004		W204303	MAD	02/01/12 12:41	
Modified Sobek	**Pyritic Sulfur**	0.52	%	0.01			N/A		02/01/12 14:00	
Modified Sobek	**Sulfate Sulfur**	0.24	%	0.01			N/A		02/01/12 12:41	
Modified Sobek	**Total Sulfur**	0.98	%	0.01	0.004		W204303	MAD	01/30/12 09:31	
Acid/Base Accounting & Sulfur Forms (HCl Wash)										
Modified Sobek	**ABA-HCl**	10.1	TCaCO3/kT	0.3			N/A		02/01/12 15:36	
Modified Sobek	**AGP-HCl**	11.1	TCaCO3/kT	0.3			N/A		02/01/12 15:36	
Modified Sobek	**Non-extractable Sulfur**	0.22	%	0.01	0.004		W204303	MAD	02/01/12 14:00	
Modified Sobek	**Non-Sulfate Sulfur-HCl**	0.57	%	0.01	0.004		W204303	MAD	02/01/12 15:36	
Modified Sobek	**Pyritic Sulfur-HCl**	0.36	%	0.01			N/A		02/01/12 15:36	
Modified Sobek	**Sulfate Sulfur-HCl**	0.41	%	0.01			N/A		02/01/12 15:36	
Modified Sobek	**Total Sulfur**	0.98	%	0.01	0.004		W204303	MAD	01/30/12 09:31	
Classical Chemistry Parameters										
NAG	**NAG pH @20.8°C**	7.82	pH Units				W204323	AGF	01/31/12 14:30	
NAG	NAG@pH 4.5	N/A	kg H2SO4/T				W204323	AGF	01/31/12 14:30	
NAG	NAG@pH 7	N/A	kg H2SO4/T				W204323	AGF	01/31/12 14:30	
USDA HB60(21a)	**Paste pH @18.7°C**	8.26	pH Units				W205131	MAD	02/02/12 11:47	

This data has been reviewed for accuracy and has been authorized for release by the Laboratory Director or designee.

John Kern
Laboratory Director

One Government Gulch - PO Box 929 Kellogg ID 83837-0929 (208) 784-1258 Fax (208) 783-0891

McClelland Laboratories Inc
1016 Greg Street
Sparks, NV 89431

Project Name: MLI: 3438
Work Order: **W2A0357**
Reported: 02-Feb-12 14:15

Client Sample ID: **CF-11-08 1139.5-1179.5**
SVL Sample ID: **W2A0357-18 (Soil)**

Sampled: —
Received: 24-Jan-12
Sampled By:

Method	Analyte	Result	Units	RL	MDL	Dilution	Batch	Analyst	Analyzed	Notes
Acid/Base Accounting & Sulfur Forms										
Modified Sobek	**ABA**	29.9	TCaCO3/kT	0.3			N/A		02/01/12 14:03	
Modified Sobek	**AGP**	4.5	TCaCO3/kT	0.3			N/A		02/01/12 14:03	
Modified Sobek	**ANP**	34.4	TCaCO3/kT	0.3	0.1		W204303	AGF	01/31/12 11:18	
Modified Sobek	**Non-extractable Sulfur**	0.08	%	0.01	0.004		W204303	MAD	02/01/12 14:03	
Modified Sobek	**Non-Sulfate Sulfur**	0.23	%	0.01	0.004		W204303	MAD	02/01/12 12:44	
Modified Sobek	**Pyritic Sulfur**	0.14	%	0.01			N/A		02/01/12 14:03	
Modified Sobek	**Sulfate Sulfur**	0.08	%	0.01			N/A		02/01/12 12:44	
Modified Sobek	**Total Sulfur**	0.31	%	0.01	0.004		W204303	MAD	01/30/12 09:40	
Acid/Base Accounting & Sulfur Forms (HCl Wash)										
Modified Sobek	**ABA-HCl**	30.5	TCaCO3/kT	0.3			N/A		02/01/12 15:39	
Modified Sobek	**AGP-HCl**	4.0	TCaCO3/kT	0.3			N/A		02/01/12 15:39	
Modified Sobek	**Non-extractable Sulfur**	0.08	%	0.01	0.004		W204303	MAD	02/01/12 14:03	
Modified Sobek	**Non-Sulfate Sulfur-HCl**	0.21	%	0.01	0.004		W204303	MAD	02/01/12 15:39	
Modified Sobek	**Pyritic Sulfur-HCl**	0.13	%	0.01			N/A		02/01/12 15:39	
Modified Sobek	**Sulfate Sulfur-HCl**	0.10	%	0.01			N/A		02/01/12 15:39	
Modified Sobek	**Total Sulfur**	0.31	%	0.01	0.004		W204303	MAD	01/30/12 09:40	
Classical Chemistry Parameters										
NAG	**NAG pH @20.1°C**	7.90	pH Units				W204323	AGF	01/31/12 14:30	
NAG	NAG@pH 4.5	N/A	kg H2SO4/T				W204323	AGF	01/31/12 14:30	
NAG	NAG@pH 7	N/A	kg H2SO4/T				W204323	AGF	01/31/12 14:30	
USDA HB60(21a)	**Paste pH @18.6°C**	8.66	pH Units				W205131	MAD	02/02/12 11:47	

This data has been reviewed for accuracy and has been authorized for release by the Laboratory Director or designee.

John Kern
Laboratory Director

One Government Gulch - PO Box 929 Kellogg ID 83837-0929 (208) 784-1258 Fax (208) 783-0891

McClelland Laboratories Inc
1016 Greg Street
Sparks, NV 89431

Project Name: MLI: 3438
Work Order: **W2A0357**
Reported: 02-Feb-12 14:15

Client Sample ID: **CF-11-08 365-405**
SVL Sample ID: **W2A0357-19 (Soil)**

Sampled: —
Received: 24-Jan-12
Sampled By:

Method	Analyte	Result	Units	RL	MDL	Dilution	Batch	Analyst	Analyzed	Notes
Acid/Base Accounting & Sulfur Forms										
Modified Sobek	**ABA**	10.0	TCaCO3/kT	0.3			N/A		02/01/12 14:13	
Modified Sobek	**AGP**	15.1	TCaCO3/kT	0.3			N/A		02/01/12 14:13	
Modified Sobek	**ANP**	25.1	TCaCO3/kT	0.3	0.1		W204303	AGF	01/31/12 11:18	
Modified Sobek	**Non-extractable Sulfur**	0.17	%	0.01	0.004		W204303	MAD	02/01/12 14:13	
Modified Sobek	**Non-Sulfate Sulfur**	0.65	%	0.01	0.004		W204303	MAD	02/01/12 12:48	
Modified Sobek	**Pyritic Sulfur**	0.48	%	0.01			N/A		02/01/12 14:13	
Modified Sobek	**Sulfate Sulfur**	0.27	%	0.01			N/A		02/01/12 12:48	
Modified Sobek	**Total Sulfur**	0.91	%	0.01	0.004		W204303	MAD	01/30/12 09:44	
Acid/Base Accounting & Sulfur Forms (HCl Wash)										
Modified Sobek	**ABA-HCl**	15.6	TCaCO3/kT	0.3			N/A		02/01/12 15:42	
Modified Sobek	**AGP-HCl**	9.5	TCaCO3/kT	0.3			N/A		02/01/12 15:42	
Modified Sobek	**Non-extractable Sulfur**	0.17	%	0.01	0.004		W204303	MAD	02/01/12 14:13	
Modified Sobek	**Non-Sulfate Sulfur-HCl**	0.47	%	0.01	0.004		W204303	MAD	02/01/12 15:42	
Modified Sobek	**Pyritic Sulfur-HCl**	0.30	%	0.01			N/A		02/01/12 15:42	
Modified Sobek	**Sulfate Sulfur-HCl**	0.44	%	0.01			N/A		02/01/12 15:42	
Modified Sobek	**Total Sulfur**	0.91	%	0.01	0.004		W204303	MAD	01/30/12 09:44	
Classical Chemistry Parameters										
NAG	**NAG pH @20.0°C**	8.20	pH Units				W204323	AGF	01/31/12 14:30	
NAG	NAG@pH 4.5	N/A	kg H2SO4/T				W204323	AGF	01/31/12 14:30	
NAG	NAG@pH 7	N/A	kg H2SO4/T				W204323	AGF	01/31/12 14:30	
USDA HB60(21a)	**Paste pH @18.7°C**	8.22	pH Units				W205131	MAD	02/02/12 11:47	

This data has been reviewed for accuracy and has been authorized for release by the Laboratory Director or designee.

John Kern
Laboratory Director

One Government Gulch - PO Box 929 Kellogg ID 83837-0929 (208) 784-1258 Fax (208) 783-0891

McClelland Laboratories Inc
1016 Greg Street
Sparks, NV 89431

Project Name: MLI: 3438
Work Order: **W2A0357**
Reported: 02-Feb-12 14:15

Client Sample ID: **CF-11-09 313-333**
SVL Sample ID: **W2A0357-20 (Soil)**

Sampled: —
Received: 24-Jan-12
Sampled By:

Method	Analyte	Result	Units	RL	MDL	Dilution	Batch	Analyst	Analyzed	Notes
Acid/Base Accounting & Sulfur Forms										
Modified Sobek	**ABA**	-3.6	TCaCO3/kT	0.3			N/A		02/01/12 14:16	
Modified Sobek	**AGP**	27.2	TCaCO3/kT	0.3			N/A		02/01/12 14:16	
Modified Sobek	**ANP**	23.6	TCaCO3/kT	0.3	0.1		W204303	AGF	01/31/12 11:18	
Modified Sobek	**Non-extractable Sulfur**	0.16	%	0.01	0.004		W204303	MAD	02/01/12 14:16	
Modified Sobek	**Non-Sulfate Sulfur**	1.03	%	0.01	0.004		W204303	MAD	02/01/12 12:52	
Modified Sobek	**Pyritic Sulfur**	0.87	%	0.01			N/A		02/01/12 14:16	
Modified Sobek	**Sulfate Sulfur**	0.31	%	0.01			N/A		02/01/12 12:52	
Modified Sobek	**Total Sulfur**	1.34	%	0.01	0.004		W204303	MAD	01/30/12 09:46	
Acid/Base Accounting & Sulfur Forms (HCl Wash)										
Modified Sobek	**ABA-HCl**	-3.3	TCaCO3/kT	0.3			N/A		02/01/12 15:47	
Modified Sobek	**AGP-HCl**	26.9	TCaCO3/kT	0.3			N/A		02/01/12 15:47	
Modified Sobek	**Non-extractable Sulfur**	0.16	%	0.01	0.004		W204303	MAD	02/01/12 14:16	
Modified Sobek	**Non-Sulfate Sulfur-HCl**	1.02	%	0.01	0.004		W204303	MAD	02/01/12 15:47	
Modified Sobek	**Pyritic Sulfur-HCl**	0.86	%	0.01			N/A		02/01/12 15:47	
Modified Sobek	**Sulfate Sulfur-HCl**	0.32	%	0.01			N/A		02/01/12 15:47	
Modified Sobek	**Total Sulfur**	1.34	%	0.01	0.004		W204303	MAD	01/30/12 09:46	
Classical Chemistry Parameters										
NAG	**NAG pH @19.9°C**	7.85	pH Units				W204323	AGF	01/31/12 14:30	
NAG	NAG@pH 4.5	N/A	kg H2SO4/T				W204323	AGF	01/31/12 14:30	
NAG	NAG@pH 7	N/A	kg H2SO4/T				W204323	AGF	01/31/12 14:30	
USDA HB60(21a)	**Paste pH @18.9°C**	7.92	pH Units				W205131	MAD	02/02/12 11:47	

This data has been reviewed for accuracy and has been authorized for release by the Laboratory Director or designee.

John Kern
Laboratory Director

One Government Gulch - PO Box 929 Kellogg ID 83837-0929 (208) 784-1258 Fax (208) 783-0891

McClelland Laboratories Inc
1016 Greg Street
Sparks, NV 89431

Project Name: MLI: 3438
Work Order: **W2A0357**
Reported: 02-Feb-12 14:15

Quality Control - BLANK Data

Method	Analyte	Units	Result	MDL	MRL	Batch ID	Analyzed	Notes
Acid/Base Accounting & Sulfur Forms								
Modified Sobek	ANP	TCaCO3/kT	<0.3	0.1	0.3	W204303	31-Jan-12	
Modified Sobek	Non-Sulfate Sulfur	%	<0.01	0.004	0.01	W204303	01-Feb-12	
Modified Sobek	Total Sulfur	%	<0.01	0.004	0.01	W204303	30-Jan-12	
Modified Sobek	Non-extractable Sulfur	%	<0.01	0.004	0.01	W204303	01-Feb-12	
Acid/Base Accounting & Sulfur Forms (HCl Wash)								
Modified Sobek	Non-Sulfate Sulfur-HCl	%	<0.01	0.004	0.01	W204303	01-Feb-12	
Modified Sobek	Total Sulfur	%	<0.01	0.004	0.01	W204303	30-Jan-12	
Modified Sobek	Non-extractable Sulfur	%	<0.01	0.004	0.01	W204303	01-Feb-12	

Quality Control - LABORATORY CONTROL SAMPLE Data

Method	Analyte	Units	LCS Result	LCS True	% Rec.	Acceptance Limits	Batch ID	Analyzed	Notes
Acid/Base Accounting & Sulfur Forms									
Modified Sobek	ANP	TCaCO3/kT	35.4	33.2	107	80 - 120	W204303	31-Jan-12	
Modified Sobek	Total Sulfur	%	0.97	0.942	103	80 - 120	W204303	30-Jan-12	
Acid/Base Accounting & Sulfur Forms (HCl Wash)									
Modified Sobek	Total Sulfur	%	0.97	0.942	103	80 - 120	W204303	30-Jan-12	
Classical Chemistry Parameters									
USDA HB60(21a)	Paste pH	pH Units	8.13	8.18	99.4	93.7 - 106.3	W205131	02-Feb-12	

Quality Control - DUPLICATE Data

Method	Analyte	Units	Duplicate Result	Sample Result	RPD	RPD Limit	Batch ID	Analyzed	Notes
Acid/Base Accounting & Sulfur Forms									
Modified Sobek	ANP	TCaCO3/kT	26.1	26.6	1.9	20	W204303	31-Jan-12	
Modified Sobek	Non-Sulfate Sulfur	%	0.68	0.65	4.1	20	W204303	01-Feb-12	
Modified Sobek	Total Sulfur	%	0.94	0.93	0.2	20	W204303	30-Jan-12	
Modified Sobek	Non-extractable Sulfur	%	0.26	0.25	7.0	20	W204303	01-Feb-12	
Acid/Base Accounting & Sulfur Forms (HCl Wash)									
Modified Sobek	Non-Sulfate Sulfur-HCl	%	0.58	0.58	1.4	20	W204303	01-Feb-12	
Modified Sobek	Total Sulfur	%	0.94	0.93	0.2	20	W204303	30-Jan-12	
Modified Sobek	Non-extractable Sulfur	%	0.26	0.25	7.0	20	W204303	01-Feb-12	
Classical Chemistry Parameters									
NAG	NAG pH	pH Units	8.22	8.25	0.4	20	W204323	31-Jan-12	
NAG	NAG@pH 4.5	kg H2SO4/T	N/A	N/A		20	W204323	31-Jan-12	
NAG	NAG@pH 7	kg H2SO4/T	N/A	N/A		20	W204323	31-Jan-12	
USDA HB60(21a)	Paste pH	pH Units	8.32	8.38	0.7	20	W205131	02-Feb-12	

One Government Gulch - PO Box 929 Kellogg ID 83837-0929 (208) 784-1258 Fax (208) 783-0891

McClelland Laboratories Inc
1016 Greg Street
Sparks, NV 89431

Project Name: MLI: 3438
Work Order: **W2A0357**
Reported: 02-Feb-12 14:15

Notes and Definitions

LCS	Laboratory Control Sample (Blank Spike)
RPD	Relative Percent Difference
UDL	A result is less than the detection limit
R > 4S	% recovery not applicable, sample concentration more than four times greater than spike level
<RL	A result is less than the reporting limit
MRL	Method Reporting Limit
MDL	Method Detection Limit
N/A	Not Applicable

One Government Gulch - PO Box 929 Kellogg ID 83837-0929 (208) 784-1258 Fax (208) 783-0891

McClelland Laboratories Inc
1016 Greg Street
Sparks, NV 89431

Project Name: MLI: 3438
Work Order: **W2A0358**
Reported: 06-Feb-12 09:13

ANALYTICAL REPORT FOR SAMPLES

Sample ID	Laboratory ID	Matrix	Date Sampled	Date Received
CF-11-09 495.5-528.5	W2A0358-01	Soil	—	24-Jan-2012
CF-11-09 688-718	W2A0358-02	Soil	—	24-Jan-2012
CF-11-09 923-953	W2A0358-03	Soil	—	24-Jan-2012
CF-11-09 1097.8-1125	W2A0358-04	Soil	—	24-Jan-2012
CF-11-09 588-628	W2A0358-05	Soil	—	24-Jan-2012
CF-11-10-B 565.1-585	W2A0358-06	Soil	—	24-Jan-2012
CF-11-10-B 651-688	W2A0358-07	Soil	—	24-Jan-2012
CF-11-10-B 829-862	W2A0358-08	Soil	—	24-Jan-2012
CF-11-10-B 1000-1035	W2A0358-09	Soil	—	24-Jan-2012
CF-11-10-B 1090-1129.2	W2A0358-10	Soil	—	24-Jan-2012
CF-11-11 322.2-351	W2A0358-11	Soil	—	24-Jan-2012
CF-11-11 435.2-461.5	W2A0358-12	Soil	—	24-Jan-2012
CF-11-11 578-608	W2A0358-13	Soil	—	24-Jan-2012
CF-11-11 664.2-700.1	W2A0358-14	Soil	—	24-Jan-2012
CF-11-11 828-860	W2A0358-15	Soil	—	24-Jan-2012
CF-11-12 504-541	W2A0358-16	Soil	—	24-Jan-2012
CF-11-12 718-753	W2A0358-17	Soil	—	24-Jan-2012
CF-11-12 873.5-905	W2A0358-18	Soil	—	24-Jan-2012
CF-11-14 0-14	W2A0358-19	Soil	—	24-Jan-2012
CF-11-14 28.3-51	W2A0358-20	Soil	—	24-Jan-2012
CF-11-14 431-471.1	W2A0358-21	Soil	—	24-Jan-2012
CF-11-14 806-829.5	W2A0358-22	Soil	—	24-Jan-2012

Solid samples are analyzed on an as-received, wet-weight basis, unless otherwise requested. Non-Detects are reported at the MDL.
Sample preparation is defined by the client as per their Data Quality Objectives.
This report supercedes any previous reports for this Work Order. The complete report includes pages for each sample, a full QC report, and a notes section.
The results presented in this report relate only to the samples, and meet all requirements of the NELAC Standards unless otherwise noted.

Case Narrative

Nevada does not accredit for NAG, ABA and Sulfur Forms. HCl wash added per NDEP directive.

One Government Gulch - PO Box 929 Kellogg ID 83837-0929 (208) 784-1258 Fax (208) 783-0891

McClelland Laboratories Inc
1016 Greg Street
Sparks, NV 89431

Project Name: MLI: 3438
Work Order: **W2A0358**
Reported: 06-Feb-12 09:13

Client Sample ID: **CF-11-09 495.5-528.5**
SVL Sample ID: **W2A0358-01 (Soil)**

Sampled: —
Received: 24-Jan-12
Sampled By:

Method	Analyte	Result	Units	RL	MDL	Dilution	Batch	Analyst	Analyzed	Notes
Acid/Base Accounting & Sulfur Forms										
Modified Sobek	**ABA**	8.5	TCaCO3/kT	0.3			N/A		02/03/12 14:36	
Modified Sobek	**AGP**	8.8	TCaCO3/kT	0.3			N/A		02/03/12 14:36	
Modified Sobek	**ANP**	17.3	TCaCO3/kT	0.3	0.1		W205053	AGF	02/03/12 13:47	
Modified Sobek	**Non-extractable Sulfur**	0.09	%	0.01	0.004		W205053	MAD	02/03/12 14:36	
Modified Sobek	**Non-Sulfate Sulfur**	0.38	%	0.01	0.004		W205053	MAD	02/02/12 15:52	
Modified Sobek	**Pyritic Sulfur**	0.28	%	0.01			N/A		02/03/12 14:36	
Modified Sobek	**Sulfate Sulfur**	0.21	%	0.01			N/A		02/02/12 15:52	
Modified Sobek	**Total Sulfur**	0.58	%	0.01	0.004		W205053	MAD	01/31/12 09:44	
Acid/Base Accounting & Sulfur Forms (HCl Wash)										
Modified Sobek	**ABA-HCl**	10.2	TCaCO3/kT	0.3			N/A		02/03/12 14:36	
Modified Sobek	**AGP-HCl**	7.1	TCaCO3/kT	0.3			N/A		02/03/12 14:36	
Modified Sobek	**Non-extractable Sulfur**	0.09	%	0.01	0.004		W205053	MAD	02/03/12 14:36	
Modified Sobek	**Non-Sulfate Sulfur-HCl**	0.32	%	0.01	0.004		W205053	MAD	02/02/12 13:37	
Modified Sobek	**Pyritic Sulfur-HCl**	0.23	%	0.01			N/A		02/03/12 14:36	
Modified Sobek	**Sulfate Sulfur-HCl**	0.26	%	0.01			N/A		02/02/12 13:37	
Modified Sobek	**Total Sulfur**	0.58	%	0.01	0.004		W205053	MAD	01/31/12 09:44	
Classical Chemistry Parameters										
NAG	**NAG pH @22.6°C**	7.85	pH Units				W204324	AGF	02/01/12 14:06	
NAG	NAG@pH 4.5	N/A	kg H2SO4/T				W204324	AGF	02/01/12 14:06	
NAG	NAG@pH 7	N/A	kg H2SO4/T				W204324	AGF	02/01/12 14:06	
USDA HB60(21a)	**Paste pH @18.8°C**	8.34	pH Units				W205132	AGF	02/02/12 15:36	

This data has been reviewed for accuracy and has been authorized for release by the Laboratory Director or designee.

John Kern
Laboratory Director

One Government Gulch - PO Box 929 Kellogg ID 83837-0929 (208) 784-1258 Fax (208) 783-0891

McClelland Laboratories Inc
1016 Greg Street
Sparks, NV 89431

Project Name: MLI: 3438
Work Order: **W2A0358**
Reported: 06-Feb-12 09:13

Client Sample ID: **CF-11-09 688-718**
SVL Sample ID: **W2A0358-02 (Soil)**

Sampled: —
Received: 24-Jan-12
Sampled By:

Method	Analyte	Result	Units	RL	MDL	Dilution	Batch	Analyst	Analyzed	Notes
Acid/Base Accounting & Sulfur Forms										
Modified Sobek	**ABA**	13.7	TCaCO3/kT	0.3			N/A		02/03/12 14:39	
Modified Sobek	**AGP**	11.6	TCaCO3/kT	0.3			N/A		02/03/12 14:39	
Modified Sobek	**ANP**	25.2	TCaCO3/kT	0.3	0.1		W205053	AGF	02/03/12 13:47	
Modified Sobek	**Non-extractable Sulfur**	0.15	%	0.01	0.004		W205053	MAD	02/03/12 14:39	
Modified Sobek	**Non-Sulfate Sulfur**	0.52	%	0.01	0.004		W205053	MAD	02/02/12 15:56	
Modified Sobek	**Pyritic Sulfur**	0.37	%	0.01			N/A		02/03/12 14:39	
Modified Sobek	**Sulfate Sulfur**	0.15	%	0.01			N/A		02/02/12 15:56	
Modified Sobek	**Total Sulfur**	0.67	%	0.01	0.004		W205053	MAD	01/31/12 09:47	
Acid/Base Accounting & Sulfur Forms (HCl Wash)										
Modified Sobek	**ABA-HCl**	18.8	TCaCO3/kT	0.3			N/A		02/03/12 14:39	
Modified Sobek	**AGP-HCl**	6.4	TCaCO3/kT	0.3			N/A		02/03/12 14:39	
Modified Sobek	**Non-extractable Sulfur**	0.15	%	0.01	0.004		W205053	MAD	02/03/12 14:39	
Modified Sobek	**Non-Sulfate Sulfur-HCl**	0.35	%	0.01	0.004		W205053	MAD	02/02/12 13:47	
Modified Sobek	**Pyritic Sulfur-HCl**	0.20	%	0.01			N/A		02/03/12 14:39	
Modified Sobek	**Sulfate Sulfur-HCl**	0.32	%	0.01			N/A		02/02/12 13:47	
Modified Sobek	**Total Sulfur**	0.67	%	0.01	0.004		W205053	MAD	01/31/12 09:47	
Classical Chemistry Parameters										
NAG	**NAG pH @22.1°C**	8.78	pH Units				W204324	AGF	02/01/12 14:06	
NAG	NAG@pH 4.5	N/A	kg H2SO4/T				W204324	AGF	02/01/12 14:06	
NAG	NAG@pH 7	N/A	kg H2SO4/T				W204324	AGF	02/01/12 14:06	
USDA HB60(21a)	**Paste pH @19.0°C**	8.18	pH Units				W205132	AGF	02/02/12 15:36	

This data has been reviewed for accuracy and has been authorized for release by the Laboratory Director or designee.



John Kern
Laboratory Director

One Government Gulch - PO Box 929 Kellogg ID 83837-0929 (208) 784-1258 Fax (208) 783-0891

McClelland Laboratories Inc
1016 Greg Street
Sparks, NV 89431

Project Name: MLI: 3438
Work Order: **W2A0358**
Reported: 06-Feb-12 09:13

Client Sample ID: **CF-11-09 923-953**
SVL Sample ID: **W2A0358-03 (Soil)**

Sampled: —
Received: 24-Jan-12
Sampled By:

Method	Analyte	Result	Units	RL	MDL	Dilution	Batch	Analyst	Analyzed	Notes
Acid/Base Accounting & Sulfur Forms										
Modified Sobek	**ABA**	22.6	TCaCO3/kT	0.3			N/A		02/03/12 14:42	
Modified Sobek	**AGP**	2.7	TCaCO3/kT	0.3			N/A		02/03/12 14:42	
Modified Sobek	**ANP**	25.2	TCaCO3/kT	0.3	0.1		W205053	AGF	02/03/12 13:47	
Modified Sobek	**Non-extractable Sulfur**	0.06	%	0.01	0.004		W205053	MAD	02/03/12 14:42	
Modified Sobek	**Non-Sulfate Sulfur**	0.15	%	0.01	0.004		W205053	MAD	02/02/12 15:59	
Modified Sobek	**Pyritic Sulfur**	0.08	%	0.01			N/A		02/03/12 14:42	
Modified Sobek	**Sulfate Sulfur**	0.05	%	0.01			N/A		02/02/12 15:59	
Modified Sobek	**Total Sulfur**	0.20	%	0.01	0.004		W205053	MAD	01/31/12 09:50	
Acid/Base Accounting & Sulfur Forms (HCl Wash)										
Modified Sobek	**ABA-HCl**	23.2	TCaCO3/kT	0.3			N/A		02/03/12 14:42	
Modified Sobek	**AGP-HCl**	2.1	TCaCO3/kT	0.3			N/A		02/03/12 14:42	
Modified Sobek	**Non-extractable Sulfur**	0.06	%	0.01	0.004		W205053	MAD	02/03/12 14:42	
Modified Sobek	**Non-Sulfate Sulfur-HCl**	0.13	%	0.01	0.004		W205053	MAD	02/02/12 13:50	
Modified Sobek	**Pyritic Sulfur-HCl**	0.07	%	0.01			N/A		02/03/12 14:42	
Modified Sobek	**Sulfate Sulfur-HCl**	0.07	%	0.01			N/A		02/02/12 13:50	
Modified Sobek	**Total Sulfur**	0.20	%	0.01	0.004		W205053	MAD	01/31/12 09:50	
Classical Chemistry Parameters										
NAG	**NAG pH @22.0°C**	8.82	pH Units				W204324	AGF	02/01/12 14:06	
NAG	NAG@pH 4.5	N/A	kg H2SO4/T				W204324	AGF	02/01/12 14:06	
NAG	NAG@pH 7	N/A	kg H2SO4/T				W204324	AGF	02/01/12 14:06	
USDA HB60(21a)	**Paste pH @19.3°C**	8.51	pH Units				W205132	AGF	02/02/12 15:36	

This data has been reviewed for accuracy and has been authorized for release by the Laboratory Director or designee.



John Kern
Laboratory Director

One Government Gulch - PO Box 929 Kellogg ID 83837-0929 (208) 784-1258 Fax (208) 783-0891

McClelland Laboratories Inc
1016 Greg Street
Sparks, NV 89431

Project Name: MLI: 3438
Work Order: **W2A0358**
Reported: 06-Feb-12 09:13

Client Sample ID: **CF-11-09 1097.8-1125**
SVL Sample ID: **W2A0358-04 (Soil)**

Sampled: —
Received: 24-Jan-12
Sampled By:

Method	Analyte	Result	Units	RL	MDL	Dilution	Batch	Analyst	Analyzed	Notes
Acid/Base Accounting & Sulfur Forms										
Modified Sobek	**ABA**	14.8	TCaCO3/kT	0.3			N/A		02/03/12 14:45	
Modified Sobek	**AGP**	3.0	TCaCO3/kT	0.3			N/A		02/03/12 14:45	
Modified Sobek	**ANP**	17.8	TCaCO3/kT	0.3	0.1		W205053	AGF	02/03/12 13:47	
Modified Sobek	**Non-extractable Sulfur**	0.10	%	0.01	0.004		W205053	MAD	02/03/12 14:45	
Modified Sobek	**Non-Sulfate Sulfur**	0.19	%	0.01	0.004		W205053	MAD	02/02/12 16:02	
Modified Sobek	**Pyritic Sulfur**	0.09	%	0.01			N/A		02/03/12 14:45	
Modified Sobek	**Sulfate Sulfur**	0.10	%	0.01			N/A		02/02/12 16:02	
Modified Sobek	**Total Sulfur**	0.29	%	0.01	0.004		W205053	MAD	01/31/12 09:54	
Acid/Base Accounting & Sulfur Forms (HCl Wash)										
Modified Sobek	**ABA-HCl**	15.2	TCaCO3/kT	0.3			N/A		02/03/12 14:45	
Modified Sobek	**AGP-HCl**	2.6	TCaCO3/kT	0.3			N/A		02/03/12 14:45	
Modified Sobek	**Non-extractable Sulfur**	0.10	%	0.01	0.004		W205053	MAD	02/03/12 14:45	
Modified Sobek	**Non-Sulfate Sulfur-HCl**	0.18	%	0.01	0.004		W205053	MAD	02/02/12 13:53	
Modified Sobek	**Pyritic Sulfur-HCl**	0.08	%	0.01			N/A		02/03/12 14:45	
Modified Sobek	**Sulfate Sulfur-HCl**	0.11	%	0.01			N/A		02/02/12 13:53	
Modified Sobek	**Total Sulfur**	0.29	%	0.01	0.004		W205053	MAD	01/31/12 09:54	
Classical Chemistry Parameters										
NAG	**NAG pH @22.3°C**	8.17	pH Units				W204324	AGF	02/01/12 14:06	
NAG	NAG@pH 4.5	N/A	kg H2SO4/T				W204324	AGF	02/01/12 14:06	
NAG	NAG@pH 7	N/A	kg H2SO4/T				W204324	AGF	02/01/12 14:06	
USDA HB60(21a)	**Paste pH @19.2°C**	8.54	pH Units				W205132	AGF	02/02/12 15:36	

This data has been reviewed for accuracy and has been authorized for release by the Laboratory Director or designee.



John Kern
Laboratory Director

One Government Gulch - PO Box 929 Kellogg ID 83837-0929 (208) 784-1258 Fax (208) 783-0891

McClelland Laboratories Inc
1016 Greg Street
Sparks, NV 89431

Project Name: MLI: 3438
Work Order: **W2A0358**
Reported: 06-Feb-12 09:13

Client Sample ID: **CF-11-09 588-628**
SVL Sample ID: **W2A0358-05 (Soil)**

Sampled: —
Received: 24-Jan-12
Sampled By:

Method	Analyte	Result	Units	RL	MDL	Dilution	Batch	Analyst	Analyzed	Notes
Acid/Base Accounting & Sulfur Forms										
Modified Sobek	**ABA**	24.8	TCaCO3/kT	0.3			N/A		02/03/12 14:48	
Modified Sobek	**AGP**	5.9	TCaCO3/kT	0.3			N/A		02/03/12 14:48	
Modified Sobek	**ANP**	30.7	TCaCO3/kT	0.3	0.1		W205053	AGF	02/03/12 13:47	
Modified Sobek	**Non-extractable Sulfur**	0.13	%	0.01	0.004		W205053	MAD	02/03/12 14:48	
Modified Sobek	**Non-Sulfate Sulfur**	0.32	%	0.01	0.004		W205053	MAD	02/02/12 16:06	
Modified Sobek	**Pyritic Sulfur**	0.19	%	0.01			N/A		02/03/12 14:48	
Modified Sobek	**Sulfate Sulfur**	0.10	%	0.01			N/A		02/02/12 16:06	
Modified Sobek	**Total Sulfur**	0.41	%	0.01	0.004		W205053	MAD	01/31/12 09:56	
Acid/Base Accounting & Sulfur Forms (HCl Wash)										
Modified Sobek	**ABA-HCl**	27.4	TCaCO3/kT	0.3			N/A		02/03/12 14:48	
Modified Sobek	**AGP-HCl**	3.2	TCaCO3/kT	0.3			N/A		02/03/12 14:48	
Modified Sobek	**Non-extractable Sulfur**	0.13	%	0.01	0.004		W205053	MAD	02/03/12 14:48	
Modified Sobek	**Non-Sulfate Sulfur-HCl**	0.23	%	0.01	0.004		W205053	MAD	02/02/12 13:55	
Modified Sobek	**Pyritic Sulfur-HCl**	0.10	%	0.01			N/A		02/03/12 14:48	
Modified Sobek	**Sulfate Sulfur-HCl**	0.18	%	0.01			N/A		02/02/12 13:55	
Modified Sobek	**Total Sulfur**	0.41	%	0.01	0.004		W205053	MAD	01/31/12 09:56	
Classical Chemistry Parameters										
NAG	**NAG pH @22.5°C**	8.18	pH Units				W204324	AGF	02/01/12 14:06	
NAG	NAG@pH 4.5	N/A	kg H2SO4/T				W204324	AGF	02/01/12 14:06	
NAG	NAG@pH 7	N/A	kg H2SO4/T				W204324	AGF	02/01/12 14:06	
USDA HB60(21a)	**Paste pH @19.2°C**	8.28	pH Units				W205132	AGF	02/02/12 15:36	

This data has been reviewed for accuracy and has been authorized for release by the Laboratory Director or designee.



John Kern
Laboratory Director

One Government Gulch - PO Box 929 Kellogg ID 83837-0929 (208) 784-1258 Fax (208) 783-0891

McClelland Laboratories Inc
1016 Greg Street
Sparks, NV 89431

Project Name: MLI: 3438
Work Order: **W2A0358**
Reported: 06-Feb-12 09:13

Client Sample ID: **CF-11-10-B 565.1-585**
SVL Sample ID: **W2A0358-06 (Soil)**

Sampled: —
Received: 24-Jan-12
Sampled By:

Method	Analyte	Result	Units	RL	MDL	Dilution	Batch	Analyst	Analyzed	Notes
Acid/Base Accounting & Sulfur Forms										
Modified Sobek	**ABA**	12.8	TCaCO3/kT	0.3			N/A		02/03/12 14:51	
Modified Sobek	**AGP**	16.3	TCaCO3/kT	0.3			N/A		02/03/12 14:51	
Modified Sobek	**ANP**	29.2	TCaCO3/kT	0.3	0.1		W205053	AGF	02/03/12 13:47	
Modified Sobek	**Non-extractable Sulfur**	0.21	%	0.01	0.004		W205053	MAD	02/03/12 14:51	
Modified Sobek	**Non-Sulfate Sulfur**	0.74	%	0.01	0.004		W205053	MAD	02/02/12 16:10	
Modified Sobek	**Pyritic Sulfur**	0.52	%	0.01			N/A		02/03/12 14:51	
Modified Sobek	**Sulfate Sulfur**	0.24	%	0.01			N/A		02/02/12 16:10	
Modified Sobek	**Total Sulfur**	0.97	%	0.01	0.004		W205053	MAD	01/31/12 09:59	
Acid/Base Accounting & Sulfur Forms (HCl Wash)										
Modified Sobek	**ABA-HCl**	15.9	TCaCO3/kT	0.3			N/A		02/03/12 14:51	
Modified Sobek	**AGP-HCl**	13.3	TCaCO3/kT	0.3			N/A		02/03/12 14:51	
Modified Sobek	**Non-extractable Sulfur**	0.21	%	0.01	0.004		W205053	MAD	02/03/12 14:51	
Modified Sobek	**Non-Sulfate Sulfur-HCl**	0.64	%	0.01	0.004		W205053	MAD	02/02/12 13:58	
Modified Sobek	**Pyritic Sulfur-HCl**	0.43	%	0.01			N/A		02/03/12 14:51	
Modified Sobek	**Sulfate Sulfur-HCl**	0.33	%	0.01			N/A		02/02/12 13:58	
Modified Sobek	**Total Sulfur**	0.97	%	0.01	0.004		W205053	MAD	01/31/12 09:59	
Classical Chemistry Parameters										
NAG	**NAG pH @22.0°C**	8.41	pH Units				W204324	AGF	02/01/12 14:06	
NAG	NAG@pH 4.5	N/A	kg H2SO4/T				W204324	AGF	02/01/12 14:06	
NAG	NAG@pH 7	N/A	kg H2SO4/T				W204324	AGF	02/01/12 14:06	
USDA HB60(21a)	**Paste pH @19.3°C**	8.38	pH Units				W205132	AGF	02/02/12 15:36	

This data has been reviewed for accuracy and has been authorized for release by the Laboratory Director or designee.



John Kern
Laboratory Director

One Government Gulch - PO Box 929 Kellogg ID 83837-0929 (208) 784-1258 Fax (208) 783-0891

McClelland Laboratories Inc
1016 Greg Street
Sparks, NV 89431

Project Name: MLI: 3438
Work Order: **W2A0358**
Reported: 06-Feb-12 09:13

Client Sample ID: **CF-11-10-B 651-688**
SVL Sample ID: **W2A0358-07 (Soil)**

Sample Report Page 1 of 1

Sampled: —
Received: 24-Jan-12
Sampled By:

Method	Analyte	Result	Units	RL	MDL	Dilution	Batch	Analyst	Analyzed	Notes
Acid/Base Accounting & Sulfur Forms										
Modified Sobek	**ABA**	19.8	TCaCO3/kT	0.3			N/A		02/03/12 15:00	
Modified Sobek	**AGP**	7.9	TCaCO3/kT	0.3			N/A		02/03/12 15:00	
Modified Sobek	**ANP**	27.7	TCaCO3/kT	0.3	0.1		W205053	AGF	02/03/12 13:47	
Modified Sobek	**Non-extractable Sulfur**	0.13	%	0.01	0.004		W205053	MAD	02/03/12 15:00	
Modified Sobek	**Non-Sulfate Sulfur**	0.38	%	0.01	0.004		W205053	MAD	02/02/12 16:21	
Modified Sobek	**Pyritic Sulfur**	0.25	%	0.01			N/A		02/03/12 15:00	
Modified Sobek	**Sulfate Sulfur**	0.10	%	0.01			N/A		02/02/12 16:21	
Modified Sobek	**Total Sulfur**	0.48	%	0.01	0.004		W205053	MAD	01/31/12 10:02	
Acid/Base Accounting & Sulfur Forms (HCl Wash)										
Modified Sobek	**ABA-HCl**	22.6	TCaCO3/kT	0.3			N/A		02/03/12 15:00	
Modified Sobek	**AGP-HCl**	5.1	TCaCO3/kT	0.3			N/A		02/03/12 15:00	
Modified Sobek	**Non-extractable Sulfur**	0.13	%	0.01	0.004		W205053	MAD	02/03/12 15:00	
Modified Sobek	**Non-Sulfate Sulfur-HCl**	0.29	%	0.01	0.004		W205053	MAD	02/02/12 14:01	
Modified Sobek	**Pyritic Sulfur-HCl**	0.16	%	0.01			N/A		02/03/12 15:00	
Modified Sobek	**Sulfate Sulfur-HCl**	0.19	%	0.01			N/A		02/02/12 14:01	
Modified Sobek	**Total Sulfur**	0.48	%	0.01	0.004		W205053	MAD	01/31/12 10:02	
Classical Chemistry Parameters										
NAG	**NAG pH @21.9°C**	9.05	pH Units				W204324	AGF	02/01/12 14:06	
NAG	NAG@pH 4.5	N/A	kg H2SO4/T				W204324	AGF	02/01/12 14:06	
NAG	NAG@pH 7	N/A	kg H2SO4/T				W204324	AGF	02/01/12 14:06	
USDA HB60(21a)	**Paste pH @19.1°C**	8.54	pH Units				W205132	AGF	02/02/12 15:36	

This data has been reviewed for accuracy and has been authorized for release by the Laboratory Director or designee.



John Kern
Laboratory Director

One Government Gulch - PO Box 929 Kellogg ID 83837-0929 (208) 784-1258 Fax (208) 783-0891

McClelland Laboratories Inc
1016 Greg Street
Sparks, NV 89431

Project Name: MLI: 3438
Work Order: **W2A0358**
Reported: 06-Feb-12 09:13

Client Sample ID: **CF-11-10-B 829-862**
SVL Sample ID: **W2A0358-08 (Soil)**

Sampled: —
Received: 24-Jan-12
Sampled By:

Method	Analyte	Result	Units	RL	MDL	Dilution	Batch	Analyst	Analyzed	Notes
Acid/Base Accounting & Sulfur Forms										
Modified Sobek	**ABA**	4.6	TCaCO3/kT	0.3			N/A		02/03/12 15:03	
Modified Sobek	**AGP**	18.7	TCaCO3/kT	0.3			N/A		02/03/12 15:03	
Modified Sobek	**ANP**	23.2	TCaCO3/kT	0.3	0.1		W205053	AGF	02/03/12 13:47	
Modified Sobek	**Non-extractable Sulfur**	0.21	%	0.01	0.004		W205053	MAD	02/03/12 15:03	
Modified Sobek	**Non-Sulfate Sulfur**	0.80	%	0.01	0.004		W205053	MAD	02/02/12 16:25	
Modified Sobek	**Pyritic Sulfur**	0.60	%	0.01			N/A		02/03/12 15:03	
Modified Sobek	**Sulfate Sulfur**	0.14	%	0.01			N/A		02/02/12 16:25	
Modified Sobek	**Total Sulfur**	0.94	%	0.01	0.004		W205053	MAD	01/31/12 10:12	
Acid/Base Accounting & Sulfur Forms (HCl Wash)										
Modified Sobek	**ABA-HCl**	11.8	TCaCO3/kT	0.3			N/A		02/03/12 15:03	
Modified Sobek	**AGP-HCl**	11.4	TCaCO3/kT	0.3			N/A		02/03/12 15:03	
Modified Sobek	**Non-extractable Sulfur**	0.21	%	0.01	0.004		W205053	MAD	02/03/12 15:03	
Modified Sobek	**Non-Sulfate Sulfur-HCl**	0.57	%	0.01	0.004		W205053	MAD	02/02/12 14:04	
Modified Sobek	**Pyritic Sulfur-HCl**	0.36	%	0.01			N/A		02/03/12 15:03	
Modified Sobek	**Sulfate Sulfur-HCl**	0.37	%	0.01			N/A		02/02/12 14:04	
Modified Sobek	**Total Sulfur**	0.94	%	0.01	0.004		W205053	MAD	01/31/12 10:12	
Classical Chemistry Parameters										
NAG	**NAG pH @21.9°C**	8.40	pH Units				W204324	AGF	02/01/12 14:06	
NAG	NAG@pH 4.5	N/A	kg H2SO4/T				W204324	AGF	02/01/12 14:06	
NAG	NAG@pH 7	N/A	kg H2SO4/T				W204324	AGF	02/01/12 14:06	
USDA HB60(21a)	**Paste pH @19.2°C**	8.31	pH Units				W205132	AGF	02/02/12 15:36	

This data has been reviewed for accuracy and has been authorized for release by the Laboratory Director or designee.

John Kern
Laboratory Director

One Government Gulch - PO Box 929 Kellogg ID 83837-0929 (208) 784-1258 Fax (208) 783-0891

McClelland Laboratories Inc
1016 Greg Street
Sparks, NV 89431

Project Name: MLI: 3438
Work Order: **W2A0358**
Reported: 06-Feb-12 09:13

Client Sample ID: **CF-11-10-B 1000-1035**
SVL Sample ID: **W2A0358-09 (Soil)**

Sampled: —
Received: 24-Jan-12
Sampled By:

Method	Analyte	Result	Units	RL	MDL	Dilution	Batch	Analyst	Analyzed	Notes
Acid/Base Accounting & Sulfur Forms										
Modified Sobek	**ABA**	15.4	TCaCO3/kT	0.3			N/A		02/03/12 15:06	
Modified Sobek	**AGP**	10.3	TCaCO3/kT	0.3			N/A		02/03/12 15:06	
Modified Sobek	**ANP**	25.7	TCaCO3/kT	0.3	0.1		W205053	AGF	02/03/12 13:47	
Modified Sobek	**Non-extractable Sulfur**	0.15	%	0.01	0.004		W205053	MAD	02/03/12 15:06	
Modified Sobek	**Non-Sulfate Sulfur**	0.48	%	0.01	0.004		W205053	MAD	02/02/12 16:29	
Modified Sobek	**Pyritic Sulfur**	0.33	%	0.01			N/A		02/03/12 15:06	
Modified Sobek	**Sulfate Sulfur**	0.20	%	0.01			N/A		02/02/12 16:29	
Modified Sobek	**Total Sulfur**	0.68	%	0.01	0.004		W205053	MAD	01/31/12 10:15	
Acid/Base Accounting & Sulfur Forms (HCl Wash)										
Modified Sobek	**ABA-HCl**	19.4	TCaCO3/kT	0.3			N/A		02/03/12 15:06	
Modified Sobek	**AGP-HCl**	6.3	TCaCO3/kT	0.3			N/A		02/03/12 15:06	
Modified Sobek	**Non-extractable Sulfur**	0.15	%	0.01	0.004		W205053	MAD	02/03/12 15:06	
Modified Sobek	**Non-Sulfate Sulfur-HCl**	0.35	%	0.01	0.004		W205053	MAD	02/02/12 14:07	
Modified Sobek	**Pyritic Sulfur-HCl**	0.20	%	0.01			N/A		02/03/12 15:06	
Modified Sobek	**Sulfate Sulfur-HCl**	0.33	%	0.01			N/A		02/02/12 14:07	
Modified Sobek	**Total Sulfur**	0.68	%	0.01	0.004		W205053	MAD	01/31/12 10:15	
Classical Chemistry Parameters										
NAG	**NAG pH @23.1°C**	7.91	pH Units				W204324	AGF	02/01/12 14:06	
NAG	NAG@pH 4.5	N/A	kg H2SO4/T				W204324	AGF	02/01/12 14:06	
NAG	NAG@pH 7	N/A	kg H2SO4/T				W204324	AGF	02/01/12 14:06	
USDA HB60(21a)	**Paste pH @19.6°C**	8.70	pH Units				W205132	AGF	02/02/12 15:36	

This data has been reviewed for accuracy and has been authorized for release by the Laboratory Director or designee.



John Kern
Laboratory Director

One Government Gulch - PO Box 929 Kellogg ID 83837-0929 (208) 784-1258 Fax (208) 783-0891

McClelland Laboratories Inc
1016 Greg Street
Sparks, NV 89431

Project Name: MLI: 3438
Work Order: **W2A0358**
Reported: 06-Feb-12 09:13

Client Sample ID: **CF-11-10-B 1090-1129.2**
SVL Sample ID: **W2A0358-10 (Soil)**

Sampled: —
Received: 24-Jan-12
Sampled By:

Method	Analyte	Result	Units	RL	MDL	Dilution	Batch	Analyst	Analyzed	Notes
Acid/Base Accounting & Sulfur Forms										
Modified Sobek	**ABA**	18.3	TCaCO3/kT	0.3			N/A		02/03/12 15:09	
Modified Sobek	**AGP**	8.9	TCaCO3/kT	0.3			N/A		02/03/12 15:09	
Modified Sobek	**ANP**	27.2	TCaCO3/kT	0.3	0.1		W205053	AGF	02/03/12 13:47	
Modified Sobek	**Non-extractable Sulfur**	0.19	%	0.01	0.004		W205053	MAD	02/03/12 15:09	
Modified Sobek	**Non-Sulfate Sulfur**	0.47	%	0.01	0.004		W205053	MAD	02/02/12 16:33	
Modified Sobek	**Pyritic Sulfur**	0.28	%	0.01			N/A		02/03/12 15:09	
Modified Sobek	**Sulfate Sulfur**	0.19	%	0.01			N/A		02/02/12 16:33	
Modified Sobek	**Total Sulfur**	0.66	%	0.01	0.004		W205053	MAD	01/31/12 10:18	
Acid/Base Accounting & Sulfur Forms (HCl Wash)										
Modified Sobek	**ABA-HCl**	20.3	TCaCO3/kT	0.3			N/A		02/03/12 15:09	
Modified Sobek	**AGP-HCl**	6.9	TCaCO3/kT	0.3			N/A		02/03/12 15:09	
Modified Sobek	**Non-extractable Sulfur**	0.19	%	0.01	0.004		W205053	MAD	02/03/12 15:09	
Modified Sobek	**Non-Sulfate Sulfur-HCl**	0.41	%	0.01	0.004		W205053	MAD	02/02/12 14:10	
Modified Sobek	**Pyritic Sulfur-HCl**	0.22	%	0.01			N/A		02/03/12 15:09	
Modified Sobek	**Sulfate Sulfur-HCl**	0.25	%	0.01			N/A		02/02/12 14:10	
Modified Sobek	**Total Sulfur**	0.66	%	0.01	0.004		W205053	MAD	01/31/12 10:18	
Classical Chemistry Parameters										
NAG	**NAG pH @22.6°C**	8.38	pH Units				W204324	AGF	02/01/12 14:06	
NAG	NAG@pH 4.5	N/A	kg H2SO4/T				W204324	AGF	02/01/12 14:06	
NAG	NAG@pH 7	N/A	kg H2SO4/T				W204324	AGF	02/01/12 14:06	
USDA HB60(21a)	**Paste pH @19.4°C**	8.83	pH Units				W205132	AGF	02/02/12 15:36	

This data has been reviewed for accuracy and has been authorized for release by the Laboratory Director or designee.



John Kern
Laboratory Director

One Government Gulch - PO Box 929 Kellogg ID 83837-0929 (208) 784-1258 Fax (208) 783-0891

McClelland Laboratories Inc
1016 Greg Street
Sparks, NV 89431

Project Name: MLI: 3438
Work Order: **W2A0358**
Reported: 06-Feb-12 09:13

Client Sample ID: **CF-11-11 322.2-351**
SVL Sample ID: **W2A0358-11 (Soil)**

Sampled: —
Received: 24-Jan-12
Sampled By:

Method	Analyte	Result	Units	RL	MDL	Dilution	Batch	Analyst	Analyzed	Notes
Acid/Base Accounting & Sulfur Forms										
Modified Sobek	**ABA**	21.6	TCaCO3/kT	0.3			N/A		02/03/12 15:12	
Modified Sobek	**AGP**	4.1	TCaCO3/kT	0.3			N/A		02/03/12 15:12	
Modified Sobek	**ANP**	25.7	TCaCO3/kT	0.3	0.1		W205053	AGF	02/03/12 13:47	
Modified Sobek	**Non-extractable Sulfur**	0.09	%	0.01	0.004		W205053	MAD	02/03/12 15:12	
Modified Sobek	**Non-Sulfate Sulfur**	0.22	%	0.01	0.004		W205053	MAD	02/02/12 16:37	
Modified Sobek	**Pyritic Sulfur**	0.13	%	0.01			N/A		02/03/12 15:12	
Modified Sobek	**Sulfate Sulfur**	0.11	%	0.01			N/A		02/02/12 16:37	
Modified Sobek	**Total Sulfur**	0.34	%	0.01	0.004		W205053	MAD	01/31/12 10:21	
Acid/Base Accounting & Sulfur Forms (HCl Wash)										
Modified Sobek	**ABA-HCl**	22.3	TCaCO3/kT	0.3			N/A		02/03/12 15:12	
Modified Sobek	**AGP-HCl**	3.4	TCaCO3/kT	0.3			N/A		02/03/12 15:12	
Modified Sobek	**Non-extractable Sulfur**	0.09	%	0.01	0.004		W205053	MAD	02/03/12 15:12	
Modified Sobek	**Non-Sulfate Sulfur-HCl**	0.20	%	0.01	0.004		W205053	MAD	02/02/12 14:13	
Modified Sobek	**Pyritic Sulfur-HCl**	0.11	%	0.01			N/A		02/03/12 15:12	
Modified Sobek	**Sulfate Sulfur-HCl**	0.14	%	0.01			N/A		02/02/12 14:13	
Modified Sobek	**Total Sulfur**	0.34	%	0.01	0.004		W205053	MAD	01/31/12 10:21	
Classical Chemistry Parameters										
NAG	**NAG pH @22.1°C**	8.11	pH Units				W204324	AGF	02/01/12 14:06	
NAG	NAG@pH 4.5	N/A	kg H2SO4/T				W204324	AGF	02/01/12 14:06	
NAG	NAG@pH 7	N/A	kg H2SO4/T				W204324	AGF	02/01/12 14:06	
USDA HB60(21a)	**Paste pH @19.2°C**	8.36	pH Units				W205132	AGF	02/02/12 15:36	

This data has been reviewed for accuracy and has been authorized for release by the Laboratory Director or designee.

John Kern
Laboratory Director

One Government Gulch - PO Box 929 Kellogg ID 83837-0929 (208) 784-1258 Fax (208) 783-0891

McClelland Laboratories Inc
1016 Greg Street
Sparks, NV 89431

Project Name: MLI: 3438
Work Order: **W2A0358**
Reported: 06-Feb-12 09:13

Client Sample ID: **CF-11-11 435.2-461.5**
SVL Sample ID: **W2A0358-12 (Soil)**

Sampled: —
Received: 24-Jan-12
Sampled By:

Method	Analyte	Result	Units	RL	MDL	Dilution	Batch	Analyst	Analyzed	Notes
Acid/Base Accounting & Sulfur Forms										
Modified Sobek	**ABA**	27.0	TCaCO3/kT	0.3			N/A		02/03/12 15:14	
Modified Sobek	**AGP**	6.6	TCaCO3/kT	0.3			N/A		02/03/12 15:14	
Modified Sobek	**ANP**	33.6	TCaCO3/kT	0.3	0.1		W205053	AGF	02/03/12 13:47	
Modified Sobek	**Non-extractable Sulfur**	0.15	%	0.01	0.004		W205053	MAD	02/03/12 15:14	
Modified Sobek	**Non-Sulfate Sulfur**	0.36	%	0.01	0.004		W205053	MAD	02/02/12 16:41	
Modified Sobek	**Pyritic Sulfur**	0.21	%	0.01			N/A		02/03/12 15:14	
Modified Sobek	**Sulfate Sulfur**	0.15	%	0.01			N/A		02/02/12 16:41	
Modified Sobek	**Total Sulfur**	0.51	%	0.01	0.004		W205053	MAD	01/31/12 10:25	
Acid/Base Accounting & Sulfur Forms (HCl Wash)										
Modified Sobek	**ABA-HCl**	28.9	TCaCO3/kT	0.3			N/A		02/03/12 15:14	
Modified Sobek	**AGP-HCl**	4.8	TCaCO3/kT	0.3			N/A		02/03/12 15:14	
Modified Sobek	**Non-extractable Sulfur**	0.15	%	0.01	0.004		W205053	MAD	02/03/12 15:14	
Modified Sobek	**Non-Sulfate Sulfur-HCl**	0.30	%	0.01	0.004		W205053	MAD	02/02/12 14:23	
Modified Sobek	**Pyritic Sulfur-HCl**	0.15	%	0.01			N/A		02/03/12 15:14	
Modified Sobek	**Sulfate Sulfur-HCl**	0.20	%	0.01			N/A		02/02/12 14:23	
Modified Sobek	**Total Sulfur**	0.51	%	0.01	0.004		W205053	MAD	01/31/12 10:25	
Classical Chemistry Parameters										
NAG	**NAG pH @22.2°C**	8.22	pH Units				W204324	AGF	02/01/12 14:06	
NAG	NAG@pH 4.5	N/A	kg H2SO4/T				W204324	AGF	02/01/12 14:06	
NAG	NAG@pH 7	N/A	kg H2SO4/T				W204324	AGF	02/01/12 14:06	
USDA HB60(21a)	**Paste pH @19.4°C**	8.43	pH Units				W205132	AGF	02/02/12 15:36	

This data has been reviewed for accuracy and has been authorized for release by the Laboratory Director or designee.

John Kern
Laboratory Director

One Government Gulch - PO Box 929 Kellogg ID 83837-0929 (208) 784-1258 Fax (208) 783-0891

McClelland Laboratories Inc
1016 Greg Street
Sparks, NV 89431

Project Name: MLI: 3438
Work Order: **W2A0358**
Reported: 06-Feb-12 09:13

Client Sample ID: **CF-11-11 578-608**
SVL Sample ID: **W2A0358-13 (Soil)**

Sampled: —
Received: 24-Jan-12
Sampled By:

Method	Analyte	Result	Units	RL	MDL	Dilution	Batch	Analyst	Analyzed	Notes
Acid/Base Accounting & Sulfur Forms										
Modified Sobek	**ABA**	21.0	TCaCO3/kT	0.3			N/A		02/03/12 15:18	
Modified Sobek	**AGP**	1.2	TCaCO3/kT	0.3			N/A		02/03/12 15:18	
Modified Sobek	**ANP**	22.3	TCaCO3/kT	0.3	0.1		W205053	AGF	02/03/12 13:47	
Modified Sobek	**Non-extractable Sulfur**	0.07	%	0.01	0.004		W205053	MAD	02/03/12 15:18	
Modified Sobek	**Non-Sulfate Sulfur**	0.11	%	0.01	0.004		W205053	MAD	02/02/12 16:44	
Modified Sobek	**Pyritic Sulfur**	0.04	%	0.01			N/A		02/03/12 15:18	
Modified Sobek	**Sulfate Sulfur**	0.06	%	0.01			N/A		02/02/12 16:44	
Modified Sobek	**Total Sulfur**	0.17	%	0.01	0.004		W205053	MAD	01/31/12 10:28	
Acid/Base Accounting & Sulfur Forms (HCl Wash)										
Modified Sobek	**ABA-HCl**	21.4	TCaCO3/kT	0.3			N/A		02/03/12 15:18	
Modified Sobek	**AGP-HCl**	0.8	TCaCO3/kT	0.3			N/A		02/03/12 15:18	
Modified Sobek	**Non-extractable Sulfur**	0.07	%	0.01	0.004		W205053	MAD	02/03/12 15:18	
Modified Sobek	**Non-Sulfate Sulfur-HCl**	0.10	%	0.01	0.004		W205053	MAD	02/02/12 14:26	
Modified Sobek	**Pyritic Sulfur-HCl**	0.03	%	0.01			N/A		02/03/12 15:18	
Modified Sobek	**Sulfate Sulfur-HCl**	0.07	%	0.01			N/A		02/02/12 14:26	
Modified Sobek	**Total Sulfur**	0.17	%	0.01	0.004		W205053	MAD	01/31/12 10:28	
Classical Chemistry Parameters										
NAG	**NAG pH @21.9°C**	8.41	pH Units				W204324	AGF	02/01/12 14:06	
NAG	NAG@pH 4.5	N/A	kg H2SO4/T				W204324	AGF	02/01/12 14:06	
NAG	NAG@pH 7	N/A	kg H2SO4/T				W204324	AGF	02/01/12 14:06	
USDA HB60(21a)	**Paste pH @19.6°C**	8.52	pH Units				W205132	AGF	02/02/12 15:36	

This data has been reviewed for accuracy and has been authorized for release by the Laboratory Director or designee.

John Kern
Laboratory Director

One Government Gulch - PO Box 929 Kellogg ID 83837-0929 (208) 784-1258 Fax (208) 783-0891

McClelland Laboratories Inc
1016 Greg Street
Sparks, NV 89431

Project Name: MLI: 3438
Work Order: **W2A0358**
Reported: 06-Feb-12 09:13

Client Sample ID: **CF-11-11 664.2-700.1**
SVL Sample ID: **W2A0358-14 (Soil)**

Sampled: —
Received: 24-Jan-12
Sampled By:

Method	Analyte	Result	Units	RL	MDL	Dilution	Batch	Analyst	Analyzed	Notes
Acid/Base Accounting & Sulfur Forms										
Modified Sobek	**ABA**	14.7	TCaCO3/kT	0.3			N/A		02/03/12 15:21	
Modified Sobek	**AGP**	3.6	TCaCO3/kT	0.3			N/A		02/03/12 15:21	
Modified Sobek	**ANP**	18.3	TCaCO3/kT	0.3	0.1		W205053	AGF	02/03/12 13:47	
Modified Sobek	**Non-extractable Sulfur**	0.09	%	0.01	0.004		W205053	MAD	02/03/12 15:21	
Modified Sobek	**Non-Sulfate Sulfur**	0.21	%	0.01	0.004		W205053	MAD	02/02/12 16:48	
Modified Sobek	**Pyritic Sulfur**	0.11	%	0.01			N/A		02/03/12 15:21	
Modified Sobek	**Sulfate Sulfur**	0.13	%	0.01			N/A		02/02/12 16:48	
Modified Sobek	**Total Sulfur**	0.34	%	0.01	0.004		W205053	MAD	01/31/12 10:31	
Acid/Base Accounting & Sulfur Forms (HCl Wash)										
Modified Sobek	**ABA-HCl**	15.0	TCaCO3/kT	0.3			N/A		02/03/12 15:21	
Modified Sobek	**AGP-HCl**	3.3	TCaCO3/kT	0.3			N/A		02/03/12 15:21	
Modified Sobek	**Non-extractable Sulfur**	0.09	%	0.01	0.004		W205053	MAD	02/03/12 15:21	
Modified Sobek	**Non-Sulfate Sulfur-HCl**	0.20	%	0.01	0.004		W205053	MAD	02/02/12 14:29	
Modified Sobek	**Pyritic Sulfur-HCl**	0.10	%	0.01			N/A		02/03/12 15:21	
Modified Sobek	**Sulfate Sulfur-HCl**	0.14	%	0.01			N/A		02/02/12 14:29	
Modified Sobek	**Total Sulfur**	0.34	%	0.01	0.004		W205053	MAD	01/31/12 10:31	
Classical Chemistry Parameters										
NAG	**NAG pH @22.6°C**	7.83	pH Units				W204324	AGF	02/01/12 14:06	
NAG	NAG@pH 4.5	N/A	kg H2SO4/T				W204324	AGF	02/01/12 14:06	
NAG	NAG@pH 7	N/A	kg H2SO4/T				W204324	AGF	02/01/12 14:06	
USDA HB60(21a)	**Paste pH @19.3°C**	8.49	pH Units				W205132	AGF	02/02/12 15:36	

This data has been reviewed for accuracy and has been authorized for release by the Laboratory Director or designee.



John Kern
Laboratory Director

One Government Gulch - PO Box 929 Kellogg ID 83837-0929 (208) 784-1258 Fax (208) 783-0891

McClelland Laboratories Inc
1016 Greg Street
Sparks, NV 89431

Project Name: MLI: 3438
Work Order: **W2A0358**
Reported: 06-Feb-12 09:13

Client Sample ID: **CF-11-11 828-860**
SVL Sample ID: **W2A0358-15 (Soil)**

Sampled: —
Received: 24-Jan-12
Sampled By:

Method	Analyte	Result	Units	RL	MDL	Dilution	Batch	Analyst	Analyzed	Notes
Acid/Base Accounting & Sulfur Forms										
Modified Sobek	**ABA**	20.3	TCaCO3/kT	0.3			N/A		02/03/12 15:23	
Modified Sobek	**AGP**	2.0	TCaCO3/kT	0.3			N/A		02/03/12 15:23	
Modified Sobek	**ANP**	22.3	TCaCO3/kT	0.3	0.1		W205053	AGF	02/03/12 13:47	
Modified Sobek	**Non-extractable Sulfur**	0.10	%	0.01	0.004		W205053	MAD	02/03/12 15:23	
Modified Sobek	**Non-Sulfate Sulfur**	0.16	%	0.01	0.004		W205053	MAD	02/02/12 16:51	
Modified Sobek	**Pyritic Sulfur**	0.06	%	0.01			N/A		02/03/12 15:23	
Modified Sobek	**Sulfate Sulfur**	0.09	%	0.01			N/A		02/02/12 16:51	
Modified Sobek	**Total Sulfur**	0.25	%	0.01	0.004		W205053	MAD	01/31/12 10:34	
Acid/Base Accounting & Sulfur Forms (HCl Wash)										
Modified Sobek	**ABA-HCl**	20.1	TCaCO3/kT	0.3			N/A		02/03/12 15:23	
Modified Sobek	**AGP-HCl**	2.2	TCaCO3/kT	0.3			N/A		02/03/12 15:23	
Modified Sobek	**Non-extractable Sulfur**	0.10	%	0.01	0.004		W205053	MAD	02/03/12 15:23	
Modified Sobek	**Non-Sulfate Sulfur-HCl**	0.17	%	0.01	0.004		W205053	MAD	02/02/12 14:31	
Modified Sobek	**Pyritic Sulfur-HCl**	0.07	%	0.01			N/A		02/03/12 15:23	
Modified Sobek	**Sulfate Sulfur-HCl**	0.08	%	0.01			N/A		02/02/12 14:31	
Modified Sobek	**Total Sulfur**	0.25	%	0.01	0.004		W205053	MAD	01/31/12 10:34	
Classical Chemistry Parameters										
NAG	**NAG pH @21.8°C**	8.17	pH Units				W204324	AGF	02/01/12 14:06	
NAG	NAG@pH 4.5	N/A	kg H2SO4/T				W204324	AGF	02/01/12 14:06	
NAG	NAG@pH 7	N/A	kg H2SO4/T				W204324	AGF	02/01/12 14:06	
USDA HB60(21a)	**Paste pH @19.2°C**	8.60	pH Units				W205132	AGF	02/02/12 15:36	

This data has been reviewed for accuracy and has been authorized for release by the Laboratory Director or designee.

John Kern
Laboratory Director

One Government Gulch - PO Box 929 Kellogg ID 83837-0929 (208) 784-1258 Fax (208) 783-0891

McClelland Laboratories Inc
1016 Greg Street
Sparks, NV 89431

Project Name: MLI: 3438
Work Order: **W2A0358**
Reported: 06-Feb-12 09:13

Client Sample ID: **CF-11-12 504-541**
SVL Sample ID: **W2A0358-16 (Soil)**

Sampled: —
Received: 24-Jan-12
Sampled By:

Method	Analyte	Result	Units	RL	MDL	Dilution	Batch	Analyst	Analyzed	Notes
Acid/Base Accounting & Sulfur Forms										
Modified Sobek	**ABA**	6.0	TCaCO3/kT	0.3			N/A		02/03/12 15:26	
Modified Sobek	**AGP**	3.8	TCaCO3/kT	0.3			N/A		02/03/12 15:26	
Modified Sobek	**ANP**	9.9	TCaCO3/kT	0.3	0.1		W205053	AGF	02/03/12 13:47	
Modified Sobek	**Non-extractable Sulfur**	0.13	%	0.01	0.004		W205053	MAD	02/03/12 15:26	
Modified Sobek	**Non-Sulfate Sulfur**	0.25	%	0.01	0.004		W205053	MAD	02/02/12 16:54	
Modified Sobek	**Pyritic Sulfur**	0.12	%	0.01			N/A		02/03/12 15:26	
Modified Sobek	**Sulfate Sulfur**	0.27	%	0.01			N/A		02/02/12 16:54	
Modified Sobek	**Total Sulfur**	0.52	%	0.01	0.004		W205053	MAD	01/31/12 10:37	
Acid/Base Accounting & Sulfur Forms (HCl Wash)										
Modified Sobek	**ABA-HCl**	5.4	TCaCO3/kT	0.3			N/A		02/03/12 15:26	
Modified Sobek	**AGP-HCl**	4.5	TCaCO3/kT	0.3			N/A		02/03/12 15:26	
Modified Sobek	**Non-extractable Sulfur**	0.13	%	0.01	0.004		W205053	MAD	02/03/12 15:26	
Modified Sobek	**Non-Sulfate Sulfur-HCl**	0.27	%	0.01	0.004		W205053	MAD	02/02/12 14:34	
Modified Sobek	**Pyritic Sulfur-HCl**	0.14	%	0.01			N/A		02/03/12 15:26	
Modified Sobek	**Sulfate Sulfur-HCl**	0.25	%	0.01			N/A		02/02/12 14:34	
Modified Sobek	**Total Sulfur**	0.52	%	0.01	0.004		W205053	MAD	01/31/12 10:37	
Classical Chemistry Parameters										
NAG	**NAG pH @21.6°C**	3.53	pH Units				W204324	AGF	02/01/12 14:06	
NAG	**NAG@pH 4.5**	1.38	kg H2SO4/T				W204324	AGF	02/01/12 14:06	
NAG	**NAG@pH 7**	4.34	kg H2SO4/T				W204324	AGF	02/01/12 14:06	
USDA HB60(21a)	**Paste pH @18.8°C**	8.49	pH Units				W205132	AGF	02/02/12 15:36	

This data has been reviewed for accuracy and has been authorized for release by the Laboratory Director or designee.

John Kern
Laboratory Director

One Government Gulch - PO Box 929 Kellogg ID 83837-0929 (208) 784-1258 Fax (208) 783-0891

McClelland Laboratories Inc
1016 Greg Street
Sparks, NV 89431

Project Name: MLI: 3438
Work Order: **W2A0358**
Reported: 06-Feb-12 09:13

Client Sample ID: **CF-11-12 718-753**
SVL Sample ID: **W2A0358-17 (Soil)**

Sampled: —
Received: 24-Jan-12
Sampled By:

Method	Analyte	Result	Units	RL	MDL	Dilution	Batch	Analyst	Analyzed	Notes
Acid/Base Accounting & Sulfur Forms										
Modified Sobek	**ABA**	22.1	TCaCO3/kT	0.3			N/A		02/03/12 15:36	
Modified Sobek	**AGP**	10.6	TCaCO3/kT	0.3			N/A		02/03/12 15:36	
Modified Sobek	**ANP**	32.6	TCaCO3/kT	0.3	0.1		W205053	AGF	02/03/12 13:47	
Modified Sobek	**Non-extractable Sulfur**	0.20	%	0.01	0.004		W205053	MAD	02/03/12 15:36	
Modified Sobek	**Non-Sulfate Sulfur**	0.54	%	0.01	0.004		W205053	MAD	02/02/12 17:05	
Modified Sobek	**Pyritic Sulfur**	0.34	%	0.01			N/A		02/03/12 15:36	
Modified Sobek	**Sulfate Sulfur**	0.23	%	0.01			N/A		02/02/12 17:05	
Modified Sobek	**Total Sulfur**	0.77	%	0.01	0.004		W205053	MAD	01/31/12 10:40	
Acid/Base Accounting & Sulfur Forms (HCl Wash)										
Modified Sobek	**ABA-HCl**	24.0	TCaCO3/kT	0.3			N/A		02/03/12 15:36	
Modified Sobek	**AGP-HCl**	8.6	TCaCO3/kT	0.3			N/A		02/03/12 15:36	
Modified Sobek	**Non-extractable Sulfur**	0.20	%	0.01	0.004		W205053	MAD	02/03/12 15:36	
Modified Sobek	**Non-Sulfate Sulfur-HCl**	0.48	%	0.01	0.004		W205053	MAD	02/02/12 14:37	
Modified Sobek	**Pyritic Sulfur-HCl**	0.28	%	0.01			N/A		02/03/12 15:36	
Modified Sobek	**Sulfate Sulfur-HCl**	0.29	%	0.01			N/A		02/02/12 14:37	
Modified Sobek	**Total Sulfur**	0.77	%	0.01	0.004		W205053	MAD	01/31/12 10:40	
Classical Chemistry Parameters										
NAG	**NAG pH @21.5°C**	8.33	pH Units				W204324	AGF	02/01/12 14:06	
NAG	NAG@pH 4.5	N/A	kg H2SO4/T				W204324	AGF	02/01/12 14:06	
NAG	NAG@pH 7	N/A	kg H2SO4/T				W204324	AGF	02/01/12 14:06	
USDA HB60(21a)	**Paste pH @19.2°C**	8.22	pH Units				W205132	AGF	02/02/12 15:36	

This data has been reviewed for accuracy and has been authorized for release by the Laboratory Director or designee.

John Kern
Laboratory Director

One Government Gulch - PO Box 929 Kellogg ID 83837-0929 (208) 784-1258 Fax (208) 783-0891

McClelland Laboratories Inc
1016 Greg Street
Sparks, NV 89431

Project Name: MLI: 3438
Work Order: **W2A0358**
Reported: 06-Feb-12 09:13

Client Sample ID: **CF-11-12 873.5-905**
SVL Sample ID: **W2A0358-18 (Soil)**

Sampled: —
Received: 24-Jan-12
Sampled By:

Method	Analyte	Result	Units	RL	MDL	Dilution	Batch	Analyst	Analyzed	Notes
Acid/Base Accounting & Sulfur Forms										
Modified Sobek	**ABA**	11.0	TCaCO3/kT	0.3			N/A		02/03/12 15:39	
Modified Sobek	**AGP**	8.8	TCaCO3/kT	0.3			N/A		02/03/12 15:39	
Modified Sobek	**ANP**	19.8	TCaCO3/kT	0.3	0.1		W205053	AGF	02/03/12 13:47	
Modified Sobek	**Non-extractable Sulfur**	0.13	%	0.01	0.004		W205053	MAD	02/03/12 15:39	
Modified Sobek	**Non-Sulfate Sulfur**	0.41	%	0.01	0.004		W205053	MAD	02/02/12 17:08	
Modified Sobek	**Pyritic Sulfur**	0.28	%	0.01			N/A		02/03/12 15:39	
Modified Sobek	**Sulfate Sulfur**	0.16	%	0.01			N/A		02/02/12 17:08	
Modified Sobek	**Total Sulfur**	0.57	%	0.01	0.004		W205053	MAD	01/31/12 10:49	
Acid/Base Accounting & Sulfur Forms (HCl Wash)										
Modified Sobek	**ABA-HCl**	12.7	TCaCO3/kT	0.3			N/A		02/03/12 15:39	
Modified Sobek	**AGP-HCl**	7.1	TCaCO3/kT	0.3			N/A		02/03/12 15:39	
Modified Sobek	**Non-extractable Sulfur**	0.13	%	0.01	0.004		W205053	MAD	02/03/12 15:39	
Modified Sobek	**Non-Sulfate Sulfur-HCl**	0.35	%	0.01	0.004		W205053	MAD	02/02/12 14:40	
Modified Sobek	**Pyritic Sulfur-HCl**	0.23	%	0.01			N/A		02/03/12 15:39	
Modified Sobek	**Sulfate Sulfur-HCl**	0.22	%	0.01			N/A		02/02/12 14:40	
Modified Sobek	**Total Sulfur**	0.57	%	0.01	0.004		W205053	MAD	01/31/12 10:49	
Classical Chemistry Parameters										
NAG	**NAG pH @22.8°C**	7.62	pH Units				W204324	AGF	02/01/12 14:06	
NAG	NAG@pH 4.5	N/A	kg H2SO4/T				W204324	AGF	02/01/12 14:06	
NAG	NAG@pH 7	N/A	kg H2SO4/T				W204324	AGF	02/01/12 14:06	
USDA HB60(21a)	**Paste pH @19.2°C**	8.68	pH Units				W205132	AGF	02/02/12 15:36	

This data has been reviewed for accuracy and has been authorized for release by the Laboratory Director or designee.

John Kern
Laboratory Director

One Government Gulch - PO Box 929 Kellogg ID 83837-0929 (208) 784-1258 Fax (208) 783-0891

McClelland Laboratories Inc
1016 Greg Street
Sparks, NV 89431

Project Name: MLI: 3438
Work Order: **W2A0358**
Reported: 06-Feb-12 09:13

Client Sample ID: **CF-11-14 0-14**
SVL Sample ID: **W2A0358-19 (Soil)**

Sampled: —
Received: 24-Jan-12
Sampled By:

Method	Analyte	Result	Units	RL	MDL	Dilution	Batch	Analyst	Analyzed	Notes
Acid/Base Accounting & Sulfur Forms										
Modified Sobek	**ABA**	1.3	TCaCO3/kT	0.3			N/A		02/03/12 15:42	
Modified Sobek	**AGP**	27.9	TCaCO3/kT	0.3			N/A		02/03/12 15:42	
Modified Sobek	**ANP**	29.2	TCaCO3/kT	0.3	0.1		W205053	AGF	02/03/12 13:47	
Modified Sobek	**Non-extractable Sulfur**	0.53	%	0.01	0.004		W205053	MAD	02/03/12 15:42	
Modified Sobek	**Non-Sulfate Sulfur**	1.42	%	0.01	0.004		W205053	MAD	02/02/12 17:13	
Modified Sobek	**Pyritic Sulfur**	0.89	%	0.01			N/A		02/03/12 15:42	
Modified Sobek	**Sulfate Sulfur**	0.34	%	0.01			N/A		02/02/12 17:13	
Modified Sobek	**Total Sulfur**	1.76	%	0.01	0.004		W205053	MAD	01/31/12 10:53	
Acid/Base Accounting & Sulfur Forms (HCl Wash)										
Modified Sobek	**ABA-HCl**	8.2	TCaCO3/kT	0.3			N/A		02/03/12 15:42	
Modified Sobek	**AGP-HCl**	21.0	TCaCO3/kT	0.3			N/A		02/03/12 15:42	
Modified Sobek	**Non-extractable Sulfur**	0.53	%	0.01	0.004		W205053	MAD	02/03/12 15:42	
Modified Sobek	**Non-Sulfate Sulfur-HCl**	1.20	%	0.01	0.004		W205053	MAD	02/02/12 14:43	
Modified Sobek	**Pyritic Sulfur-HCl**	0.67	%	0.01			N/A		02/03/12 15:42	
Modified Sobek	**Sulfate Sulfur-HCl**	0.56	%	0.01			N/A		02/02/12 14:43	
Modified Sobek	**Total Sulfur**	1.76	%	0.01	0.004		W205053	MAD	01/31/12 10:53	
Classical Chemistry Parameters										
NAG	**NAG pH @22.4°C**	7.70	pH Units				W204324	AGF	02/01/12 14:06	
NAG	NAG@pH 4.5	N/A	kg H2SO4/T				W204324	AGF	02/01/12 14:06	
NAG	NAG@pH 7	N/A	kg H2SO4/T				W204324	AGF	02/01/12 14:06	
USDA HB60(21a)	**Paste pH @19.2°C**	8.16	pH Units				W205132	AGF	02/02/12 15:36	

This data has been reviewed for accuracy and has been authorized for release by the Laboratory Director or designee.

John Kern
Laboratory Director

One Government Gulch - PO Box 929 Kellogg ID 83837-0929 (208) 784-1258 Fax (208) 783-0891

McClelland Laboratories Inc
1016 Greg Street
Sparks, NV 89431

Project Name: MLI: 3438
Work Order: **W2A0358**
Reported: 06-Feb-12 09:13

Client Sample ID: **CF-11-14 28.3-51**
SVL Sample ID: **W2A0358-20 (Soil)**

Sampled: —
Received: 24-Jan-12
Sampled By:

Method	Analyte	Result	Units	RL	MDL	Dilution	Batch	Analyst	Analyzed	Notes
Acid/Base Accounting & Sulfur Forms										
Modified Sobek	**ABA**	17.7	TCaCO3/kT	0.3			N/A		02/03/12 15:45	
Modified Sobek	**AGP**	22.9	TCaCO3/kT	0.3			N/A		02/03/12 15:45	
Modified Sobek	**ANP**	40.6	TCaCO3/kT	0.3	0.1		W205053	AGF	02/03/12 13:47	
Modified Sobek	**Non-extractable Sulfur**	0.35	%	0.01	0.004		W205053	MAD	02/03/12 15:45	
Modified Sobek	**Non-Sulfate Sulfur**	1.08	%	0.01	0.004		W205053	MAD	02/02/12 17:17	
Modified Sobek	**Pyritic Sulfur**	0.73	%	0.01			N/A		02/03/12 15:45	
Modified Sobek	**Sulfate Sulfur**	0.34	%	0.01			N/A		02/02/12 17:17	
Modified Sobek	**Total Sulfur**	1.42	%	0.01	0.004		W205053	MAD	01/31/12 10:55	
Acid/Base Accounting & Sulfur Forms (HCl Wash)										
Modified Sobek	**ABA-HCl**	26.9	TCaCO3/kT	0.3			N/A		02/03/12 15:45	
Modified Sobek	**AGP-HCl**	13.6	TCaCO3/kT	0.3			N/A		02/03/12 15:45	
Modified Sobek	**Non-extractable Sulfur**	0.35	%	0.01	0.004		W205053	MAD	02/03/12 15:45	
Modified Sobek	**Non-Sulfate Sulfur-HCl**	0.78	%	0.01	0.004		W205053	MAD	02/02/12 14:46	
Modified Sobek	**Pyritic Sulfur-HCl**	0.44	%	0.01			N/A		02/03/12 15:45	
Modified Sobek	**Sulfate Sulfur-HCl**	0.64	%	0.01			N/A		02/02/12 14:46	
Modified Sobek	**Total Sulfur**	1.42	%	0.01	0.004		W205053	MAD	01/31/12 10:55	
Classical Chemistry Parameters										
NAG	**NAG pH @22.1°C**	8.00	pH Units				W204324	AGF	02/01/12 14:06	
NAG	NAG@pH 4.5	N/A	kg H2SO4/T				W204324	AGF	02/01/12 14:06	
NAG	NAG@pH 7	N/A	kg H2SO4/T				W204324	AGF	02/01/12 14:06	
USDA HB60(21a)	**Paste pH @19.4°C**	8.31	pH Units				W205132	AGF	02/02/12 15:36	

This data has been reviewed for accuracy and has been authorized for release by the Laboratory Director or designee.

John Kern
Laboratory Director

One Government Gulch - PO Box 929 Kellogg ID 83837-0929 (208) 784-1258 Fax (208) 783-0891

McClelland Laboratories Inc
1016 Greg Street
Sparks, NV 89431

Project Name: MLI: 3438
Work Order: **W2A0358**
Reported: 06-Feb-12 09:13

Client Sample ID: **CF-11-14 431-471.1**
SVL Sample ID: **W2A0358-21 (Soil)**

Sampled: —
Received: 24-Jan-12
Sampled By:

Method	Analyte	Result	Units	RL	MDL	Dilution	Batch	Analyst	Analyzed	Notes
Acid/Base Accounting & Sulfur Forms										
Modified Sobek	**ABA**	18.4	TCaCO3/kT	0.3			N/A		02/03/12 14:15	
Modified Sobek	**AGP**	18.1	TCaCO3/kT	0.3			N/A		02/03/12 14:15	
Modified Sobek	**ANP**	36.4	TCaCO3/kT	0.3	0.1		W205050	AGF	02/02/12 09:16	
Modified Sobek	**Non-extractable Sulfur**	0.29	%	0.01	0.004		W205050	MAD	02/03/12 14:15	
Modified Sobek	**Non-Sulfate Sulfur**	0.87	%	0.01	0.004		W205050	MAD	02/03/12 12:51	
Modified Sobek	**Pyritic Sulfur**	0.58	%	0.01			N/A		02/03/12 14:15	
Modified Sobek	**Sulfate Sulfur**	0.17	%	0.01			N/A		02/03/12 12:51	
Modified Sobek	**Total Sulfur**	1.04	%	0.01	0.004		W205050	MAD	02/01/12 09:21	
Acid/Base Accounting & Sulfur Forms (HCl Wash)										
Modified Sobek	**ABA-HCl**	24.2	TCaCO3/kT	0.3			N/A		02/03/12 14:15	
Modified Sobek	**AGP-HCl**	12.2	TCaCO3/kT	0.3			N/A		02/03/12 14:15	
Modified Sobek	**Non-extractable Sulfur**	0.29	%	0.01	0.004		W205050	MAD	02/03/12 14:15	
Modified Sobek	**Non-Sulfate Sulfur-HCl**	0.68	%	0.01	0.004		W205050	MAD	02/03/12 11:10	
Modified Sobek	**Pyritic Sulfur-HCl**	0.39	%	0.01			N/A		02/03/12 14:15	
Modified Sobek	**Sulfate Sulfur-HCl**	0.36	%	0.01			N/A		02/03/12 11:10	
Modified Sobek	**Total Sulfur**	1.04	%	0.01	0.004		W205050	MAD	02/01/12 09:21	
Classical Chemistry Parameters										
NAG	**NAG pH @21.6°C**	8.28	pH Units				W204324	AGF	02/01/12 14:06	
NAG	NAG@pH 4.5	N/A	kg H2SO4/T				W204324	AGF	02/01/12 14:06	
NAG	NAG@pH 7	N/A	kg H2SO4/T				W204324	AGF	02/01/12 14:06	
USDA HB60(21a)	**Paste pH @19.0°C**	8.28	pH Units				W205132	AGF	02/02/12 15:36	

This data has been reviewed for accuracy and has been authorized for release by the Laboratory Director or designee.

John Kern
Laboratory Director

One Government Gulch - PO Box 929 Kellogg ID 83837-0929 (208) 784-1258 Fax (208) 783-0891

McClelland Laboratories Inc
1016 Greg Street
Sparks, NV 89431

Project Name: MLI: 3438
Work Order: **W2A0358**
Reported: 06-Feb-12 09:13

Client Sample ID: **CF-11-14 806-829.5**
SVL Sample ID: **W2A0358-22 (Soil)**

Sampled: —
Received: 24-Jan-12
Sampled By:

Method	Analyte	Result	Units	RL	MDL	Dilution	Batch	Analyst	Analyzed	Notes
Acid/Base Accounting & Sulfur Forms										
Modified Sobek	**ABA**	29.8	TCaCO3/kT	0.3			N/A		02/03/12 14:24	
Modified Sobek	**AGP**	20.8	TCaCO3/kT	0.3			N/A		02/03/12 14:24	
Modified Sobek	**ANP**	50.7	TCaCO3/kT	0.3	0.1		W205050	AGF	02/02/12 09:16	
Modified Sobek	**Non-extractable Sulfur**	0.37	%	0.01	0.004		W205050	MAD	02/03/12 14:24	
Modified Sobek	**Non-Sulfate Sulfur**	1.04	%	0.01	0.004		W205050	MAD	02/03/12 12:55	
Modified Sobek	**Pyritic Sulfur**	0.67	%	0.01			N/A		02/03/12 14:24	
Modified Sobek	**Sulfate Sulfur**	0.32	%	0.01			N/A		02/03/12 12:55	
Modified Sobek	**Total Sulfur**	1.36	%	0.01	0.004		W205050	MAD	02/01/12 09:31	
Acid/Base Accounting & Sulfur Forms (HCl Wash)										
Modified Sobek	**ABA-HCl**	31.8	TCaCO3/kT	0.3			N/A		02/03/12 14:24	
Modified Sobek	**AGP-HCl**	18.8	TCaCO3/kT	0.3			N/A		02/03/12 14:24	
Modified Sobek	**Non-extractable Sulfur**	0.37	%	0.01	0.004		W205050	MAD	02/03/12 14:24	
Modified Sobek	**Non-Sulfate Sulfur-HCl**	0.98	%	0.01	0.004		W205050	MAD	02/03/12 11:20	
Modified Sobek	**Pyritic Sulfur-HCl**	0.60	%	0.01			N/A		02/03/12 14:24	
Modified Sobek	**Sulfate Sulfur-HCl**	0.38	%	0.01			N/A		02/03/12 11:20	
Modified Sobek	**Total Sulfur**	1.36	%	0.01	0.004		W205050	MAD	02/01/12 09:31	
Classical Chemistry Parameters										
NAG	**NAG pH @22.6°C**	7.82	pH Units				W204324	AGF	02/01/12 14:06	
NAG	NAG@pH 4.5	N/A	kg H2SO4/T				W204324	AGF	02/01/12 14:06	
NAG	NAG@pH 7	N/A	kg H2SO4/T				W204324	AGF	02/01/12 14:06	
USDA HB60(21a)	**Paste pH @18.9°C**	8.28	pH Units				W205132	AGF	02/02/12 15:36	

This data has been reviewed for accuracy and has been authorized for release by the Laboratory Director or designee.

John Kern
Laboratory Director

One Government Gulch - PO Box 929 Kellogg ID 83837-0929 (208) 784-1258 Fax (208) 783-0891

McClelland Laboratories Inc
1016 Greg Street
Sparks, NV 89431

Project Name: MLI: 3438
Work Order: **W2A0358**
Reported: 06-Feb-12 09:13

Quality Control - BLANK Data

Method	Analyte	Units	Result	MDL	MRL	Batch ID	Analyzed	Notes
Acid/Base Accounting & Sulfur Forms								
Modified Sobek	ANP	TCaCO3/kT	<0.3	0.1	0.3	W205050	02-Feb-12	
Modified Sobek	ANP	TCaCO3/kT	<0.3	0.1	0.3	W205053	03-Feb-12	
Modified Sobek	Non-Sulfate Sulfur	%	<0.01	0.004	0.01	W205050	03-Feb-12	
Modified Sobek	Non-Sulfate Sulfur	%	<0.01	0.004	0.01	W205053	02-Feb-12	
Modified Sobek	Total Sulfur	%	<0.01	0.004	0.01	W205050	01-Feb-12	
Modified Sobek	Total Sulfur	%	<0.01	0.004	0.01	W205053	31-Jan-12	
Modified Sobek	Non-extractable Sulfur	%	<0.01	0.004	0.01	W205050	03-Feb-12	
Modified Sobek	Non-extractable Sulfur	%	<0.01	0.004	0.01	W205053	03-Feb-12	
Acid/Base Accounting & Sulfur Forms (HCl Wash)								
Modified Sobek	Non-Sulfate Sulfur-HCl	%	<0.01	0.004	0.01	W205050	03-Feb-12	
Modified Sobek	Non-Sulfate Sulfur-HCl	%	<0.01	0.004	0.01	W205053	02-Feb-12	
Modified Sobek	Total Sulfur	%	<0.01	0.004	0.01	W205050	01-Feb-12	
Modified Sobek	Total Sulfur	%	<0.01	0.004	0.01	W205053	31-Jan-12	
Modified Sobek	Non-extractable Sulfur	%	<0.01	0.004	0.01	W205050	03-Feb-12	
Modified Sobek	Non-extractable Sulfur	%	<0.01	0.004	0.01	W205053	03-Feb-12	

Quality Control - LABORATORY CONTROL SAMPLE Data

Method	Analyte	Units	LCS Result	LCS True	% Rec.	Acceptance Limits	Batch ID	Analyzed	Notes
Acid/Base Accounting & Sulfur Forms									
Modified Sobek	ANP	TCaCO3/kT	37.9	33.2	114	80 - 120	W205050	02-Feb-12	
Modified Sobek	ANP	TCaCO3/kT	38.1	33.2	115	80 - 120	W205053	03-Feb-12	
Modified Sobek	Total Sulfur	%	0.95	0.942	101	80 - 120	W205050	01-Feb-12	
Modified Sobek	Total Sulfur	%	0.92	0.942	98.1	80 - 120	W205053	31-Jan-12	
Acid/Base Accounting & Sulfur Forms (HCl Wash)									
Modified Sobek	Total Sulfur	%	0.95	0.942	101	80 - 120	W205050	01-Feb-12	
Modified Sobek	Total Sulfur	%	0.92	0.942	98.1	80 - 120	W205053	31-Jan-12	
Classical Chemistry Parameters									
USDA HB60(21a)	Paste pH	pH Units	8.16	8.18	99.8	93.7 - 106.3	W205132	02-Feb-12	
USDA HB60(21a)	Paste pH	pH Units	8.18	8.18	100	93.7 - 106.3	W205132	02-Feb-12	

Quality Control - DUPLICATE Data

Method	Analyte	Units	Duplicate Result	Sample Result	RPD	RPD Limit	Batch ID	Analyzed	Notes
Acid/Base Accounting & Sulfur Forms									
Modified Sobek	ANP	TCaCO3/kT	16.8	17.3	2.9	20	W205053	03-Feb-12	
Modified Sobek	ANP	TCaCO3/kT	35.9	36.4	1.4	20	W205050	02-Feb-12	
Modified Sobek	Non-Sulfate Sulfur	%	0.36	0.38	3.8	20	W205053	02-Feb-12	
Modified Sobek	Non-Sulfate Sulfur	%	0.81	0.87	6.8	20	W205050	03-Feb-12	
Modified Sobek	Total Sulfur	%	0.60	0.58	2.9	20	W205053	31-Jan-12	
Modified Sobek	Total Sulfur	%	1.09	1.04	4.7	20	W205050	01-Feb-12	

One Government Gulch - PO Box 929 Kellogg ID 83837-0929 (208) 784-1258 Fax (208) 783-0891

McClelland Laboratories Inc
1016 Greg Street
Sparks, NV 89431

Project Name: MLI: 3438
Work Order: **W2A0358**
Reported: 06-Feb-12 09:13

Quality Control - DUPLICATE Data (Continued)

Method	Analyte	Units	Duplicate Result	Sample Result	RPD	RPD Limit	Batch ID	Analyzed	Notes
Acid/Base Accounting & Sulfur Forms (Continued)									
Modified Sobek	Non-extractable Sulfur	%	0.10	0.09	2.8	20	W205053	03-Feb-12	
Modified Sobek	Non-extractable Sulfur	%	0.27	0.29	7.9	20	W205050	03-Feb-12	
Acid/Base Accounting & Sulfur Forms (HCl Wash)									
Modified Sobek	Non-Sulfate Sulfur-HCl	%	0.35	0.32	7.8	20	W205053	02-Feb-12	
Modified Sobek	Non-Sulfate Sulfur-HCl	%	0.58	0.68	16.2	20	W205050	03-Feb-12	
Modified Sobek	Total Sulfur	%	0.60	0.58	2.9	20	W205053	31-Jan-12	
Modified Sobek	Total Sulfur	%	1.09	1.04	4.7	20	W205050	01-Feb-12	
Modified Sobek	Non-extractable Sulfur	%	0.10	0.09	2.8	20	W205053	03-Feb-12	
Modified Sobek	Non-extractable Sulfur	%	0.27	0.29	7.9	20	W205050	03-Feb-12	
Classical Chemistry Parameters									
NAG	NAG pH	pH Units	7.72	7.83	1.4	20	W204324	01-Feb-12	
NAG	NAG pH	pH Units	8.03	7.85	2.3	20	W204324	01-Feb-12	
NAG	NAG@pH 4.5	kg H2SO4/T	N/A	N/A		20	W204324	01-Feb-12	
NAG	NAG@pH 4.5	kg H2SO4/T	N/A	N/A		20	W204324	01-Feb-12	
NAG	NAG@pH 7	kg H2SO4/T	N/A	N/A		20	W204324	01-Feb-12	
NAG	NAG@pH 7	kg H2SO4/T	N/A	N/A		20	W204324	01-Feb-12	
USDA HB60(21a)	Paste pH	pH Units	8.25	8.34	1.1	20	W205132	02-Feb-12	
USDA HB60(21a)	Paste pH	pH Units	8.49	8.49	0.0	20	W205132	02-Feb-12	

Notes and Definitions

LCS	Laboratory Control Sample (Blank Spike)
RPD	Relative Percent Difference
UDL	A result is less than the detection limit
R > 4S	% recovery not applicable, sample concentration more than four times greater than spike level
<RL	A result is less than the reporting limit
MRL	Method Reporting Limit
MDL	Method Detection Limit
N/A	Not Applicable

WetLab Laboratory Reports

WETLAB
WESTERN ENVIRONMENTAL TESTING LABORATORY

3438 Profile II w/o WAD MWMP

475 E. Greg Street #119 | Sparks, Nevada 89431 | tel (775) 355-0202 | fax (775) 355-0817 | www.WETLaboratory.com

8/30/2010

McClelland Laboratory
1016 Greg Street
Sparks, NV 89431
Attn: Gene McClelland

OrderID: *1008263*

Dear: Gene McClelland

This is to transmit the attached analytical report. The analytical data and information contained therein was generated using specified or selected methods contained in references, such as Standard Methods for the Examination of Water and Wastewater, 18th & 19th editions, Methods for Determination of Organic Compounds in Drinking Water, EPA-600/4-79-020, and Test Methods for Evaluation of Solid Waste, Physical/Chemical Methods (SW846) Third Edition.

The samples were received by WETLAB-Western Environmental Testing Laboratory in good condition on 8/13/2010. Additional comments are located on page 2 of this report.

This is an amended report that includes results for Uranium as requested by the client. If you should have any questions or comments regarding this report, please do not hesitate to call.

Sincerely,

A Smith

Andy Smith
Laboratory Manager

Western Environmental Testing Laboratory
Report Comments

McClelland Laboratory - 1008263

General Comments

None

Specific Comments

None

Data Qualifier Legend

B – Blank contamination; Analyte detected above the method reporting limit in an associated blank

HT – Sample held beyond the accepted holding time

J – The reported value is between the laboratory method detection limit and the laboratory practical quantitation limit

M – Reported value is estimated; The sample matrix interfered with the analysis

N – There was insufficient sample available to perform a spike and/or duplicate on this analytical batch.

NC – Not calculated due to matrix interference

Q – Reported value is estimated; The value failed to meet QC criteria for either precision or accuracy

SA – Reported value was calculated using the method of Standard Additions.

SC – Spike recovery not calculated. Sample concentration >4X the spike amount; therefore, the spike could not be adequately recovered.

Western Environmental Testing Laboratory
Analytical Report

McClelland Laboratory
1016 Greg Street
Sparks, NV 89431
Attn: Gene McClelland
Phone: (775) 356-1300 **Fax:** (775) 356-8917

Date Printed: 8/30/2010
OrderID: *1008263*

Customer Sample ID: SRK 0854 MWMP
WETLAB Sample ID: 1008263-001

Collect Date/Time: 8/13/2010 09:00
Receive Date: 8/13/2010 15:35

PROFILE II

Parameter	Method	Results	Units	Reporting Limit	Date Analyzed
pH	SM 4500-H+ B	4.54	pH Units		8/13/2010
Bicarbonate (HCO3)	SM 2320B	<1.0	mg/L	1.0	8/13/2010
Carbonate (CO3)	SM 2320B	<1.0	mg/L	1.0	8/13/2010
Hydroxide (OH)	SM 2320B	<1.0	mg/L	1.0	8/13/2010
Total Alkalinity	SM 2320B	<1.0	mg/L as CaCO3	1.0	8/13/2010
Chloride	EPA 300.0	1.1	mg/L	1.0	8/13/2010
Fluoride	EPA 300.0	1.1	mg/L	0.10	8/13/2010
Sulfate	EPA 300.0	440	mg/L	50	8/16/2010
Nitrate Nitrogen	EPA 300.0	<1.0	mg/L	1.0	8/13/2010
Nitrite Nitrogen	EPA 300.0	<0.050	mg/L	0.050	8/13/2010
Total Dissolved Solids (TDS)	SM 2540C	660	mg/L	10	8/17/2010
Aluminum	EPA 200.7	5.3	mg/L	0.045	8/17/2010
Barium	EPA 200.7	<0.010	mg/L	0.010	8/17/2010
Beryllium	EPA 200.7	0.0030	mg/L	0.0010	8/17/2010
Bismuth	EPA 200.7	<0.10	mg/L	0.10	8/17/2010
Boron	EPA 200.7	<0.10	mg/L	0.10	8/17/2010
Cadmium	EPA 200.7	0.015	mg/L	0.0010	8/17/2010
Calcium	EPA 200.7	26	mg/L	0.50	8/17/2010
Chromium	EPA 200.7	<0.0050	mg/L	0.0050	8/17/2010
Cobalt	EPA 200.7	0.11	mg/L	0.010	8/17/2010
Copper	EPA 200.7	290 SC	mg/L	0.25	8/18/2010
Gallium	EPA 200.7	<0.10	mg/L	0.10	8/17/2010
Iron	EPA 200.7	0.34	mg/L	0.010	8/17/2010
Lithium	EPA 200.7	<0.10	mg/L	0.10	8/17/2010
Magnesium	EPA 200.7	6.7	mg/L	0.50	8/17/2010
Manganese	EPA 200.7	1.3	mg/L	0.0050	8/17/2010
Molybdenum	EPA 200.7	<0.010	mg/L	0.010	8/17/2010
Nickel	EPA 200.7	0.037	mg/L	0.010	8/17/2010
Phosphorus	EPA 200.7	<0.50	mg/L	0.50	8/17/2010
Potassium	EPA 200.7	2.8	mg/L	0.50	8/17/2010

Customer Sample ID: SRK 0854 MWMP **Collect Date/Time:** 8/13/2010 09:00
WETLAB Sample ID: 1008263-001 **Receive Date:** 8/13/2010 15:35

PROFILE II

Parameter	Method	Results	Units	Reporting Limit	Date Analyzed
Scandium	EPA 200.7	<0.10	mg/L	0.10	8/17/2010
Silver	EPA 200.7	<0.0050	mg/L	0.0050	8/17/2010
Sodium	EPA 200.7	1.4	mg/L	0.50	8/17/2010
Strontium	EPA 200.7	0.10	mg/L	0.10	8/17/2010
Tin	EPA 200.7	<0.10	mg/L	0.10	8/17/2010
Titanium	EPA 200.7	<0.10	mg/L	0.10	8/17/2010
Vanadium	EPA 200.7	<0.010	mg/L	0.010	8/17/2010
Zinc	EPA 200.7	1.4	mg/L	0.010	8/17/2010
Mercury	EPA 200.8	<0.00010	mg/L	0.00010	8/18/2010
Antimony	EPA 200.8	<0.0025	mg/L	0.0025	8/18/2010
Arsenic	EPA 200.8	<0.0050	mg/L	0.0050	8/18/2010
Lead	EPA 200.8	<0.0025	mg/L	0.0025	8/18/2010
Selenium	EPA 200.8	0.012	mg/L	0.0050	8/18/2010
Thallium	EPA 200.8	<0.0010	mg/L	0.0010	8/18/2010
Uranium	EPA 200.8	0.028	mg/L	0.010	8/18/2010
Anions	Calculation	9.25	meq/L	0.10	
Cations	Calculation	11.8	meq/L	0.10	
Error	Calculation	12	%	1.0	

Customer Sample ID: SRK 0855 MWMP **Collect Date/Time:** 8/13/2010 09:00
WETLAB Sample ID: 1008263-002 **Receive Date:** 8/13/2010 15:35

PROFILE II

Parameter	Method	Results	Units	Reporting Limit	Date Analyzed
pH	SM 4500-H+ B	4.93	pH Units		8/13/2010
Bicarbonate (HCO3)	SM 2320B	<1.0	mg/L	1.0	8/13/2010
Carbonate (CO3)	SM 2320B	<1.0	mg/L	1.0	8/13/2010
Hydroxide (OH)	SM 2320B	<1.0	mg/L	1.0	8/13/2010
Total Alkalinity	SM 2320B	<1.0	mg/L as CaCO3	1.0	8/13/2010
Chloride	EPA 300.0	<1.0	mg/L	1.0	8/13/2010
Fluoride	EPA 300.0	0.12	mg/L	0.10	8/20/2010
Sulfate	EPA 300.0	24	mg/L	1.0	8/20/2010
Nitrate Nitrogen	EPA 300.0	<1.0	mg/L	1.0	8/13/2010
Nitrite Nitrogen	EPA 300.0	<0.025	mg/L	0.025	8/13/2010
Total Dissolved Solids (TDS)	SM 2540C	41	mg/L	10	8/17/2010
Aluminum	EPA 200.7	0.34	mg/L	0.045	8/17/2010
Barium	EPA 200.7	<0.010	mg/L	0.010	8/17/2010
Beryllium	EPA 200.7	<0.0010	mg/L	0.0010	8/17/2010
Bismuth	EPA 200.7	<0.10	mg/L	0.10	8/17/2010
Boron	EPA 200.7	<0.10	mg/L	0.10	8/17/2010
Cadmium	EPA 200.7	<0.0010	mg/L	0.0010	8/17/2010

Customer Sample ID: SRK 0855 MWMP **Collect Date/Time:** 8/13/2010 09:00
WETLAB Sample ID: 1008263-002 **Receive Date:** 8/13/2010 15:35

PROFILE II

Parameter	Method	Results	Units	Reporting Limit	Date Analyzed
Calcium	EPA 200.7	8.1	mg/L	0.50	8/17/2010
Chromium	EPA 200.7	<0.0050	mg/L	0.0050	8/17/2010
Cobalt	EPA 200.7	<0.010	mg/L	0.010	8/17/2010
Copper	EPA 200.7	0.53	mg/L	0.050	8/17/2010
Gallium	EPA 200.7	<0.10	mg/L	0.10	8/17/2010
Iron	EPA 200.7	0.046	mg/L	0.010	8/17/2010
Lithium	EPA 200.7	<0.10	mg/L	0.10	8/17/2010
Magnesium	EPA 200.7	<0.50	mg/L	0.50	8/17/2010
Manganese	EPA 200.7	0.14	mg/L	0.0050	8/17/2010
Molybdenum	EPA 200.7	<0.010	mg/L	0.010	8/17/2010
Nickel	EPA 200.7	<0.010	mg/L	0.010	8/17/2010
Phosphorus	EPA 200.7	<0.50	mg/L	0.50	8/17/2010
Potassium	EPA 200.7	0.70	mg/L	0.50	8/17/2010
Scandium	EPA 200.7	<0.10	mg/L	0.10	8/17/2010
Silver	EPA 200.7	<0.0050	mg/L	0.0050	8/17/2010
Sodium	EPA 200.7	<0.50	mg/L	0.50	8/17/2010
Strontium	EPA 200.7	<0.10	mg/L	0.10	8/17/2010
Tin	EPA 200.7	<0.10	mg/L	0.10	8/17/2010
Titanium	EPA 200.7	<0.10	mg/L	0.10	8/17/2010
Vanadium	EPA 200.7	<0.010	mg/L	0.010	8/17/2010
Zinc	EPA 200.7	0.056	mg/L	0.010	8/17/2010
Mercury	EPA 200.8	<0.00010	mg/L	0.00010	8/18/2010
Antimony	EPA 200.8	<0.0025	mg/L	0.0025	8/18/2010
Arsenic	EPA 200.8	<0.0050	mg/L	0.0050	8/18/2010
Lead	EPA 200.8	<0.0025	mg/L	0.0025	8/18/2010
Selenium	EPA 200.8	<0.0050	mg/L	0.0050	8/18/2010
Thallium	EPA 200.8	<0.0010	mg/L	0.0010	8/18/2010
Uranium	EPA 200.8	<0.010	mg/L	0.010	8/18/2010
Anions	Calculation	0.51	meq/L	0.10	
Cations	Calculation	0.49	meq/L	0.10	
Error	Calculation	2.0	%	1.0	

Customer Sample ID: SRK 0857 MWMP **Collect Date/Time:** 8/13/2010 09:00
WETLAB Sample ID: 1008263-003 **Receive Date:** 8/13/2010 15:35

PROFILE II

Parameter	Method	Results	Units	Reporting Limit	Date Analyzed
pH	SM 4500-H+ B	7.35	pH Units		8/13/2010
Bicarbonate (HCO3)	SM 2320B	15	mg/L	1.0	8/13/2010
Carbonate (CO3)	SM 2320B	<1.0	mg/L	1.0	8/13/2010
Hydroxide (OH)	SM 2320B	<1.0	mg/L	1.0	8/13/2010

Customer Sample ID: SRK 0857 MWMP
WETLAB Sample ID: 1008263-003

Collect Date/Time: 8/13/2010 09:00
Receive Date: 8/13/2010 15:35

PROFILE II

Parameter	Method	Results	Units	Reporting Limit	Date Analyzed
Total Alkalinity	SM 2320B	13	mg/L as CaCO3	1.0	8/13/2010
Chloride	EPA 300.0	<1.0	mg/L	1.0	8/13/2010
Fluoride	EPA 300.0	0.55	mg/L	0.10	8/13/2010
Sulfate	EPA 300.0	180	mg/L	1.0	8/13/2010
Nitrate Nitrogen	EPA 300.0	<1.0	mg/L	1.0	8/13/2010
Nitrite Nitrogen	EPA 300.0	0.042	mg/L	0.025	8/13/2010
Total Dissolved Solids (TDS)	SM 2540C	300	mg/L	10	8/17/2010
Aluminum	EPA 200.7	<0.045	mg/L	0.045	8/17/2010
Barium	EPA 200.7	<0.010	mg/L	0.010	8/17/2010
Beryllium	EPA 200.7	<0.0010	mg/L	0.0010	8/17/2010
Bismuth	EPA 200.7	<0.10	mg/L	0.10	8/17/2010
Boron	EPA 200.7	<0.10	mg/L	0.10	8/17/2010
Cadmium	EPA 200.7	<0.0010	mg/L	0.0010	8/17/2010
Calcium	EPA 200.7	70 SC	mg/L	0.50	8/17/2010
Chromium	EPA 200.7	<0.0050	mg/L	0.0050	8/17/2010
Cobalt	EPA 200.7	<0.010	mg/L	0.010	8/17/2010
Copper	EPA 200.7	<0.050	mg/L	0.050	8/17/2010
Gallium	EPA 200.7	<0.10	mg/L	0.10	8/17/2010
Iron	EPA 200.7	<0.010	mg/L	0.010	8/17/2010
Lithium	EPA 200.7	<0.10	mg/L	0.10	8/17/2010
Magnesium	EPA 200.7	5.1	mg/L	0.50	8/17/2010
Manganese	EPA 200.7	0.040	mg/L	0.0050	8/17/2010
Molybdenum	EPA 200.7	<0.010	mg/L	0.010	8/17/2010
Nickel	EPA 200.7	<0.010	mg/L	0.010	8/17/2010
Phosphorus	EPA 200.7	<0.50	mg/L	0.50	8/17/2010
Potassium	EPA 200.7	3.0	mg/L	0.50	8/17/2010
Scandium	EPA 200.7	<0.10	mg/L	0.10	8/17/2010
Silver	EPA 200.7	<0.0050	mg/L	0.0050	8/17/2010
Sodium	EPA 200.7	1.0	mg/L	0.50	8/17/2010
Strontium	EPA 200.7	0.29	mg/L	0.10	8/17/2010
Tin	EPA 200.7	<0.10	mg/L	0.10	8/17/2010
Titanium	EPA 200.7	<0.10	mg/L	0.10	8/17/2010
Vanadium	EPA 200.7	<0.010	mg/L	0.010	8/17/2010
Zinc	EPA 200.7	<0.010	mg/L	0.010	8/17/2010
Mercury	EPA 200.8	<0.00010	mg/L	0.00010	8/18/2010
Antimony	EPA 200.8	<0.0025	mg/L	0.0025	8/18/2010
Arsenic	EPA 200.8	<0.0050	mg/L	0.0050	8/18/2010
Lead	EPA 200.8	<0.0025	mg/L	0.0025	8/18/2010
Selenium	EPA 200.8	<0.0050	mg/L	0.0050	8/18/2010
Thallium	EPA 200.8	<0.0010	mg/L	0.0010	8/18/2010
Uranium	EPA 200.8	<0.010	mg/L	0.010	8/18/2010

Customer Sample ID: SRK 0857 MWMP **Collect Date/Time:** 8/13/2010 09:00
WETLAB Sample ID: 1008263-003 **Receive Date:** 8/13/2010 15:35

PROFILE II

Parameter	Method	Results	Units	Reporting Limit	Date Analyzed
Anions	Calculation	4.02	meq/L	0.10	
Cations	Calculation	4.03	meq/L	0.10	
Error	Calculation	<1.0	%	1.0	

Customer Sample ID: SRK 0858 MWMP **Collect Date/Time:** 8/13/2010 09:00
WETLAB Sample ID: 1008263-004 **Receive Date:** 8/13/2010 15:35

PROFILE II

Parameter	Method	Results	Units	Reporting Limit	Date Analyzed
pH	SM 4500-H+ B	3.99	pH Units		8/13/2010
Acidity (Titrimetric)	SM 2310B	19	mg/L as CaCO3		8/13/2010
Chloride	EPA 300.0	<1.0	mg/L	1.0	8/13/2010
Fluoride	EPA 300.0	0.40	mg/L	0.10	8/13/2010
Sulfate	EPA 300.0	29	mg/L	1.0	8/13/2010
Nitrate Nitrogen	EPA 300.0	<1.0	mg/L	1.0	8/13/2010
Nitrite Nitrogen	EPA 300.0	<0.025	mg/L	0.025	8/13/2010
Total Dissolved Solids (TDS)	SM 2540C	23	mg/L	10	8/17/2010
Aluminum	EPA 200.7	0.63	mg/L	0.045	8/17/2010
Barium	EPA 200.7	<0.010	mg/L	0.010	8/17/2010
Beryllium	EPA 200.7	<0.0010	mg/L	0.0010	8/17/2010
Bismuth	EPA 200.7	<0.10	mg/L	0.10	8/17/2010
Boron	EPA 200.7	<0.10	mg/L	0.10	8/17/2010
Cadmium	EPA 200.7	<0.0010	mg/L	0.0010	8/17/2010
Calcium	EPA 200.7	3.0	mg/L	0.50	8/17/2010
Chromium	EPA 200.7	<0.0050	mg/L	0.0050	8/17/2010
Cobalt	EPA 200.7	<0.010	mg/L	0.010	8/17/2010
Copper	EPA 200.7	1.0	mg/L	0.050	8/17/2010
Gallium	EPA 200.7	<0.10	mg/L	0.10	8/17/2010
Iron	EPA 200.7	0.33	mg/L	0.010	8/17/2010
Lithium	EPA 200.7	<0.10	mg/L	0.10	8/17/2010
Magnesium	EPA 200.7	<0.50	mg/L	0.50	8/17/2010
Manganese	EPA 200.7	0.046	mg/L	0.0050	8/17/2010
Molybdenum	EPA 200.7	<0.010	mg/L	0.010	8/17/2010
Nickel	EPA 200.7	<0.010	mg/L	0.010	8/17/2010
Phosphorus	EPA 200.7	<0.50	mg/L	0.50	8/17/2010
Potassium	EPA 200.7	0.61	mg/L	0.50	8/17/2010
Scandium	EPA 200.7	<0.10	mg/L	0.10	8/17/2010
Silver	EPA 200.7	<0.0050	mg/L	0.0050	8/17/2010
Sodium	EPA 200.7	<0.50	mg/L	0.50	8/17/2010
Strontium	EPA 200.7	<0.10	mg/L	0.10	8/17/2010
Tin	EPA 200.7	<0.10	mg/L	0.10	8/17/2010

Customer Sample ID: SRK 0858 MWMP **Collect Date/Time:** 8/13/2010 09:00
WETLAB Sample ID: 1008263-004 **Receive Date:** 8/13/2010 15:35

PROFILE II

Parameter	Method	Results	Units	Reporting Limit	Date Analyzed
Titanium	EPA 200.7	<0.10	mg/L	0.10	8/17/2010
Vanadium	EPA 200.7	<0.010	mg/L	0.010	8/17/2010
Zinc	EPA 200.7	0.015	mg/L	0.010	8/17/2010
Mercury	EPA 200.8	<0.00010	mg/L	0.00010	8/19/2010
Antimony	EPA 200.8	<0.0025	mg/L	0.0025	8/19/2010
Arsenic	EPA 200.8	<0.0050	mg/L	0.0050	8/19/2010
Lead	EPA 200.8	<0.0025	mg/L	0.0025	8/19/2010
Selenium	EPA 200.8	<0.0050	mg/L	0.0050	8/19/2010
Thallium	EPA 200.8	<0.0010	mg/L	0.0010	8/19/2010
Uranium	EPA 200.8	<0.010	mg/L	0.010	8/19/2010
Anions	Calculation	0.62	meq/L	0.10	
Cations	Calculation	0.48	meq/L	0.10	
Error	Calculation	13	%	1.0	

Customer Sample ID: SRK 0860 MWMP **Collect Date/Time:** 8/13/2010 09:00
WETLAB Sample ID: 1008263-005 **Receive Date:** 8/13/2010 15:35

PROFILE II

Parameter	Method	Results	Units	Reporting Limit	Date Analyzed
pH	SM 4500-H+ B	3.57	pH Units		8/13/2010
Acidity (Titrimetric)	SM 2310B	31	mg/L as CaCO3		8/20/2010
Chloride	EPA 300.0	<1.0	mg/L	1.0	8/13/2010
Fluoride	EPA 300.0	<0.10	mg/L	0.10	8/13/2010
Sulfate	EPA 300.0	51	mg/L	1.0	8/20/2010
Nitrate Nitrogen	EPA 300.0	<1.0	mg/L	1.0	8/13/2010
Nitrite Nitrogen	EPA 300.0	<0.025	mg/L	0.025	8/13/2010
Total Dissolved Solids (TDS)	SM 2540C	38	mg/L	10	8/17/2010
Aluminum	EPA 200.7	1.5	mg/L	0.045	8/18/2010
Barium	EPA 200.7	<0.010	mg/L	0.010	8/18/2010
Beryllium	EPA 200.7	<0.0010	mg/L	0.0010	8/18/2010
Bismuth	EPA 200.7	<0.10	mg/L	0.10	8/18/2010
Boron	EPA 200.7	<0.10	mg/L	0.10	8/18/2010
Cadmium	EPA 200.7	<0.0010	mg/L	0.0010	8/18/2010
Calcium	EPA 200.7	2.0	mg/L	0.50	8/18/2010
Chromium	EPA 200.7	<0.0050	mg/L	0.0050	8/18/2010
Cobalt	EPA 200.7	<0.010	mg/L	0.010	8/18/2010
Copper	EPA 200.7	0.16	mg/L	0.050	8/18/2010
Gallium	EPA 200.7	<0.10	mg/L	0.10	8/18/2010
Iron	EPA 200.7	2.7	mg/L	0.010	8/18/2010
Lithium	EPA 200.7	<0.10	mg/L	0.10	8/18/2010
Magnesium	EPA 200.7	<0.50	mg/L	0.50	8/18/2010

Customer Sample ID: SRK 0860 MWMP **Collect Date/Time:** 8/13/2010 09:00
WETLAB Sample ID: 1008263-005 **Receive Date:** 8/13/2010 15:35

PROFILE II

Parameter	Method	Results	Units	Reporting Limit	Date Analyzed
Manganese	EPA 200.7	0.029	mg/L	0.0050	8/18/2010
Molybdenum	EPA 200.7	<0.010	mg/L	0.010	8/18/2010
Nickel	EPA 200.7	<0.010	mg/L	0.010	8/18/2010
Phosphorus	EPA 200.7	<0.50	mg/L	0.50	8/18/2010
Potassium	EPA 200.7	<0.50	mg/L	0.50	8/18/2010
Scandium	EPA 200.7	<0.10	mg/L	0.10	8/18/2010
Silver	EPA 200.7	<0.0050	mg/L	0.0050	8/18/2010
Sodium	EPA 200.7	<0.50	mg/L	0.50	8/18/2010
Strontium	EPA 200.7	<0.10	mg/L	0.10	8/18/2010
Tin	EPA 200.7	<0.10	mg/L	0.10	8/18/2010
Titanium	EPA 200.7	<0.10	mg/L	0.10	8/18/2010
Vanadium	EPA 200.7	<0.010	mg/L	0.010	8/18/2010
Zinc	EPA 200.7	0.016	mg/L	0.010	8/18/2010
Mercury	EPA 200.8	<0.00010	mg/L	0.00010	8/19/2010
Antimony	EPA 200.8	<0.0025	mg/L	0.0025	8/19/2010
Arsenic	EPA 200.8	<0.0050	mg/L	0.0050	8/19/2010
Lead	EPA 200.8	<0.0025	mg/L	0.0025	8/19/2010
Selenium	EPA 200.8	<0.0050	mg/L	0.0050	8/19/2010
Thallium	EPA 200.8	<0.0010	mg/L	0.0010	8/19/2010
Uranium	EPA 200.8	<0.010	mg/L	0.010	8/19/2010
Anions	Calculation	1.06	meq/L	0.10	
Cations	Calculation	0.82	meq/L	0.10	
Error	Calculation	13	%	1.0	

Customer Sample ID: SRK 0862 MWMP **Collect Date/Time:** 8/13/2010 09:00
WETLAB Sample ID: 1008263-006 **Receive Date:** 8/13/2010 15:35

PROFILE II

Parameter	Method	Results	Units	Reporting Limit	Date Analyzed
pH	SM 4500-H+ B	7.24	pH Units		8/14/2010
Bicarbonate (HCO3)	SM 2320B	13	mg/L	1.0	8/14/2010
Carbonate (CO3)	SM 2320B	<1.0	mg/L	1.0	8/14/2010
Hydroxide (OH)	SM 2320B	<1.0	mg/L	1.0	8/14/2010
Total Alkalinity	SM 2320B	10	mg/L as CaCO3	1.0	8/14/2010
Chloride	EPA 300.0	<1.0	mg/L	1.0	8/13/2010
Fluoride	EPA 300.0	0.67	mg/L	0.10	8/13/2010
Sulfate	EPA 300.0	37	mg/L	1.0	8/13/2010
Nitrate Nitrogen	EPA 300.0	<1.0	mg/L	1.0	8/13/2010
Nitrite Nitrogen	EPA 300.0	0.026	mg/L	0.025	8/13/2010
Total Dissolved Solids (TDS)	SM 2540C	67	mg/L	10	8/17/2010
Aluminum	EPA 200.7	0.075	mg/L	0.045	8/18/2010

Customer Sample ID: SRK 0862 MWMP **Collect Date/Time:** 8/13/2010 09:00

WETLAB Sample ID: 1008263-006 **Receive Date:** 8/13/2010 15:35

PROFILE II

Parameter	Method	Results	Units	Reporting Limit	Date Analyzed
Barium	EPA 200.7	<0.010	mg/L	0.010	8/18/2010
Beryllium	EPA 200.7	<0.0010	mg/L	0.0010	8/18/2010
Bismuth	EPA 200.7	<0.10	mg/L	0.10	8/18/2010
Boron	EPA 200.7	<0.10	mg/L	0.10	8/18/2010
Cadmium	EPA 200.7	<0.0010	mg/L	0.0010	8/18/2010
Calcium	EPA 200.7	12	mg/L	0.50	8/18/2010
Chromium	EPA 200.7	<0.0050	mg/L	0.0050	8/18/2010
Cobalt	EPA 200.7	<0.010	mg/L	0.010	8/18/2010
Copper	EPA 200.7	<0.050	mg/L	0.050	8/18/2010
Gallium	EPA 200.7	<0.10	mg/L	0.10	8/18/2010
Iron	EPA 200.7	<0.010	mg/L	0.010	8/18/2010
Lithium	EPA 200.7	<0.10	mg/L	0.10	8/18/2010
Magnesium	EPA 200.7	2.8	mg/L	0.50	8/18/2010
Manganese	EPA 200.7	0.12	mg/L	0.0050	8/18/2010
Molybdenum	EPA 200.7	<0.010	mg/L	0.010	8/18/2010
Nickel	EPA 200.7	<0.010	mg/L	0.010	8/18/2010
Phospborus	EPA 200.7	<0.50	mg/L	0.50	8/18/2010
Potassium	EPA 200.7	1.2	mg/L	0.50	8/18/2010
Scandium	EPA 200.7	<0.10	mg/L	0.10	8/18/2010
Silver	EPA 200.7	<0.0050	mg/L	0.0050	8/18/2010
Sodium	EPA 200.7	3.2	mg/L	0.50	8/18/2010
Strontium	EPA 200.7	<0.10	mg/L	0.10	8/18/2010
Tin	EPA 200.7	<0.10	mg/L	0.10	8/18/2010
Titanium	EPA 200.7	<0.10	mg/L	0.10	8/18/2010
Vanadium	EPA 200.7	<0.010	mg/L	0.010	8/18/2010
Zinc	EPA 200.7	0.012	mg/L	0.010	8/18/2010
Mercury	EPA 200.8	<0.00010	mg/L	0.00010	8/19/2010
Antimony	EPA 200.8	<0.0025	mg/L	0.0025	8/19/2010
Arsenic	EPA 200.8	<0.0050	mg/L	0.0050	8/19/2010
Lead	EPA 200.8	<0.0025	mg/L	0.0025	8/19/2010
Selenium	EPA 200.8	<0.0050	mg/L	0.0050	8/19/2010
Thallium	EPA 200.8	<0.0010	mg/L	0.0010	8/19/2010
Uranium	EPA 200.8	<0.010	mg/L	0.010	8/19/2010
Anions	Calculation	1.02	meq/L	0.10	
Cations	Calculation	1.01	meq/L	0.10	
Error	Calculation	<1.0	%	1.0	

Western Environmental Testing Laboratory
QC Report

QCBatchID	QCType	Parameter	Method	Result	Units
QC1008423	Blank 1	Fluoride	EPA 300.0	<0.10	mg/L
QC1008423	Blank 2	Fluoride	EPA 300.0	<0.10	mg/L
QC1008423	Blank 3	Fluoride	EPA 300.0	<0.10	mg/L
QC1008424	Blank 1	Chloride	EPA 300.0	<1.0	mg/L
QC1008424	Blank 2	Chloride	EPA 300.0	<1.0	mg/L
QC1008424	Blank 3	Chloride	EPA 300.0	<1.0	mg/L
QC1008425	Blank 1	Nitrite Nitrogen	EPA 300.0	<0.025	mg/L
QC1008425	Blank 2	Nitrite Nitrogen	EPA 300.0	<0.025	mg/L
QC1008425	Blank 3	Nitrite Nitrogen	EPA 300.0	<0.025	mg/L
QC1008426	Blank 1	Nitrate Nitrogen	EPA 300.0	<1.0	mg/L
QC1008426	Blank 2	Nitrate Nitrogen	EPA 300.0	<1.0	mg/L
QC1008426	Blank 3	Nitrate Nitrogen	EPA 300.0	<1.0	mg/L
QC1008427	Blank 1	Sulfate	EPA 300.0	<1.0	mg/L
QC1008427	Blank 2	Sulfate	EPA 300.0	<1.0	mg/L
QC1008427	Blank 3	Sulfate	EPA 300.0	<1.0	mg/L
QC1008457	Blank 1	Sulfate	EPA 300.0	<1.0	mg/L
QC1008457	Blank 2	Sulfate	EPA 300.0	<1.0	mg/L
QC1008463	Blank 1	Aluminum	EPA 200.7	<0.045	mg/L
		Barium	EPA 200.7	<0.010	mg/L
		Beryllium	EPA 200.7	<0.0010	mg/L
		Bismuth	EPA 200.7	<0.10	mg/L
		Boron	EPA 200.7	<0.10	mg/L
		Cadmium	EPA 200.7	<0.0010	mg/L
		Calcium	EPA 200.7	<0.50	mg/L
		Chromium	EPA 200.7	<0.0050	mg/L
		Cobalt	EPA 200.7	<0.010	mg/L
		Copper	EPA 200.7	<0.050	mg/L
		Gallium	EPA 200.7	<0.10	mg/L
		Iron	EPA 200.7	<0.010	mg/L
		Lithium	EPA 200.7	<0.10	mg/L
		Magnesium	EPA 200.7	<0.50	mg/L
		Manganese	EPA 200.7	<0.0050	mg/L
		Molybdenum	EPA 200.7	<0.010	mg/L
		Nickel	EPA 200.7	<0.010	mg/L
		Phosphorus	EPA 200.7	<0.50	mg/L
		Potassium	EPA 200.7	<0.50	mg/L
		Scandium	EPA 200.7	<0.10	mg/L
		Silver	EPA 200.7	<0.0050	mg/L
		Sodium	EPA 200.7	<0.50	mg/L
		Strontium	EPA 200.7	<0.10	mg/L
		Tin	EPA 200.7	<0.10	mg/L
		Titanium	EPA 200.7	<0.10	mg/L
		Vanadium	EPA 200.7	<0.010	mg/L
		Zinc	EPA 200.7	<0.010	mg/L
QC1008464	Blank 1	Aluminum	EPA 200.7	<0.045	mg/L
		Barium	EPA 200.7	<0.010	mg/L
		Beryllium	EPA 200.7	<0.0010	mg/L
		Bismuth	EPA 200.7	<0.10	mg/L
		Boron	EPA 200.7	<0.10	mg/L
		Cadmium	EPA 200.7	<0.0010	mg/L

QCBatchID	QCType	Parameter	Method	Result	Units
		Calcium	EPA 200.7	<0.50	mg/L
		Chromium	EPA 200.7	<0.0050	mg/L
		Cobalt	EPA 200.7	<0.010	mg/L
		Copper	EPA 200.7	<0.050	mg/L
		Gallium	EPA 200.7	<0.10	mg/L
		Iron	EPA 200.7	<0.010	mg/L
		Lithium	EPA 200.7	<0.10	mg/L
		Magnesium	EPA 200.7	<0.50	mg/L
		Manganese	EPA 200.7	<0.0050	mg/L
		Molybdenum	EPA 200.7	<0.010	mg/L
		Nickel	EPA 200.7	<0.010	mg/L
		Phosphorus	EPA 200.7	<0.50	mg/L
		Potassium	EPA 200.7	<0.50	mg/L
		Scandium	EPA 200.7	<0.10	mg/L
		Silver	EPA 200.7	<0.0050	mg/L
		Sodium	EPA 200.7	<0.50	mg/L
		Strontium	EPA 200.7	<0.10	mg/L
		Tin	EPA 200.7	<0.10	mg/L
		Titanium	EPA 200.7	<0.10	mg/L
		Vanadium	EPA 200.7	<0.010	mg/L
		Zinc	EPA 200.7	<0.010	mg/L
QC1008465	Blank 1	Aluminum	EPA 200.7	<0.045	mg/L
		Barium	EPA 200.7	<0.010	mg/L
		Beryllium	EPA 200.7	<0.0010	mg/L
		Bismuth	EPA 200.7	<0.10	mg/L
		Boron	EPA 200.7	<0.10	mg/L
		Cadmium	EPA 200.7	<0.0010	mg/L
		Calcium	EPA 200.7	<0.50	mg/L
		Chromium	EPA 200.7	<0.0050	mg/L
		Cobalt	EPA 200.7	<0.010	mg/L
		Copper	EPA 200.7	<0.050	mg/L
		Gallium	EPA 200.7	<0.10	mg/L
		Iron	EPA 200.7	<0.010	mg/L
		Lithium	EPA 200.7	<0.10	mg/L
		Magnesium	EPA 200.7	<0.50	mg/L
		Manganese	EPA 200.7	<0.0050	mg/L
		Molybdenum	EPA 200.7	<0.010	mg/L
		Nickel	EPA 200.7	<0.010	mg/L
		Phosphorus	EPA 200.7	<0.50	mg/L
		Potassium	EPA 200.7	<0.50	mg/L
		Scandium	EPA 200.7	<0.10	mg/L
		Silver	EPA 200.7	<0.0050	mg/L
		Sodium	EPA 200.7	<0.50	mg/L
		Strontium	EPA 200.7	<0.10	mg/L
		Tin	EPA 200.7	<0.10	mg/L
		Titanium	EPA 200.7	<0.10	mg/L
		Vanadium	EPA 200.7	<0.010	mg/L
		Zinc	EPA 200.7	<0.010	mg/L
QC1008466	Blank 1	Aluminum	EPA 200.7	<0.045	mg/L
		Barium	EPA 200.7	<0.010	mg/L
		Beryllium	EPA 200.7	<0.0010	mg/L
		Bismuth	EPA 200.7	<0.10	mg/L
		Boron	EPA 200.7	<0.10	mg/L
		Cadmium	EPA 200.7	<0.0010	mg/L
		Calcium	EPA 200.7	<0.50	mg/L
		Chromium	EPA 200.7	<0.0050	mg/L

QCBatchID	QCType	Parameter	Method	Result	Units
		Cobalt	EPA 200.7	<0.010	mg/L
		Copper	EPA 200.7	<0.050	mg/L
		Gallium	EPA 200.7	<0.10	mg/L
		Iron	EPA 200.7	<0.010	mg/L
		Lithium	EPA 200.7	<0.10	mg/L
		Magnesium	EPA 200.7	<0.50	mg/L
		Manganese	EPA 200.7	<0.0050	mg/L
		Molybdenum	EPA 200.7	<0.010	mg/L
		Nickel	EPA 200.7	<0.010	mg/L
		Phosphorus	EPA 200.7	<0.50	mg/L
		Potassium	EPA 200.7	<0.50	mg/L
		Scandium	EPA 200.7	<0.10	mg/L
		Silver	EPA 200.7	<0.0050	mg/L
		Sodium	EPA 200.7	<0.50	mg/L
		Strontium	EPA 200.7	<0.10	mg/L
		Tin	EPA 200.7	<0.10	mg/L
		Titanium	EPA 200.7	<0.10	mg/L
		Vanadium	EPA 200.7	<0.010	mg/L
		Zinc	EPA 200.7	<0.010	mg/L
QC1008467	Blank 1	Aluminum	EPA 200.7	<0.045	mg/L
		Barium	EPA 200.7	<0.010	mg/L
		Beryllium	EPA 200.7	<0.0010	mg/L
		Bismuth	EPA 200.7	<0.10	mg/L
		Boron	EPA 200.7	<0.10	mg/L
		Cadmium	EPA 200.7	<0.0010	mg/L
		Calcium	EPA 200.7	<0.50	mg/L
		Chromium	EPA 200.7	<0.0050	mg/L
		Cobalt	EPA 200.7	<0.010	mg/L
		Copper	EPA 200.7	<0.050	mg/L
		Gallium	EPA 200.7	<0.10	mg/L
		Iron	EPA 200.7	<0.010	mg/L
		Lithium	EPA 200.7	<0.10	mg/L
		Magnesium	EPA 200.7	<0.50	mg/L
		Manganese	EPA 200.7	<0.0050	mg/L
		Molybdenum	EPA 200.7	<0.010	mg/L
		Nickel	EPA 200.7	<0.010	mg/L
		Phosphorus	EPA 200.7	<0.50	mg/L
		Potassium	EPA 200.7	<0.50	mg/L
		Scandium	EPA 200.7	<0.10	mg/L
		Silver	EPA 200.7	<0.0050	mg/L
		Sodium	EPA 200.7	<0.50	mg/L
		Strontium	EPA 200.7	<0.10	mg/L
		Tin	EPA 200.7	<0.10	mg/L
		Titanium	EPA 200.7	<0.10	mg/L
		Vanadium	EPA 200.7	<0.010	mg/L
		Zinc	EPA 200.7	<0.010	mg/L
QC1008468	Blank 1	Aluminum	EPA 200.7	<0.045	mg/L
		Barium	EPA 200.7	<0.010	mg/L
		Beryllium	EPA 200.7	<0.0010	mg/L
		Bismuth	EPA 200.7	<0.10	mg/L
		Boron	EPA 200.7	<0.10	mg/L
		Cadmium	EPA 200.7	<0.0010	mg/L
		Calcium	EPA 200.7	<0.50	mg/L
		Chromium	EPA 200.7	<0.0050	mg/L
		Cobalt	EPA 200.7	<0.010	mg/L
		Copper	EPA 200.7	<0.050	mg/L

QCBatchID	QCType	Parameter	Method	Result	Units
		Gallium	EPA 200.7	<0.10	mg/L
		Iron	EPA 200.7	<0.010	mg/L
		Lithium	EPA 200.7	<0.10	mg/L
		Magnesium	EPA 200.7	<0.50	mg/L
		Manganese	EPA 200.7	<0.0050	mg/L
		Molybdenum	EPA 200.7	<0.010	mg/L
		Nickel	EPA 200.7	<0.010	mg/L
		Phosphorus	EPA 200.7	<0.50	mg/L
		Potassium	EPA 200.7	<0.50	mg/L
		Scandium	EPA 200.7	<0.10	mg/L
		Silver	EPA 200.7	<0.0050	mg/L
		Sodium	EPA 200.7	<0.50	mg/L
		Strontium	EPA 200.7	<0.10	mg/L
		Tin	EPA 200.7	<0.10	mg/L
		Titanium	EPA 200.7	<0.10	mg/L
		Vanadium	EPA 200.7	<0.010	mg/L
		Zinc	EPA 200.7	<0.010	mg/L
QC1008508	Blank 1	Mercury	EPA 200.8	<0.00010	mg/L
		Antimony	EPA 200.8	<0.0025	mg/L
		Arsenic	EPA 200.8	<0.0050	mg/L
		Lead	EPA 200.8	<0.0025	mg/L
		Selenium	EPA 200.8	<0.0050	mg/L
		Thallium	EPA 200.8	<0.0010	mg/L
		Uranium	EPA 200.8	<0.010	mg/L
QC1008509	Blank 1	Mercury	EPA 200.8	<0.00010	mg/L
		Antimony	EPA 200.8	<0.0025	mg/L
		Arsenic	EPA 200.8	<0.0050	mg/L
		Lead	EPA 200.8	<0.0025	mg/L
		Selenium	EPA 200.8	<0.0050	mg/L
		Thallium	EPA 200.8	<0.0010	mg/L
		Uranium	EPA 200.8	<0.010	mg/L
QC1008510	Blank 1	Mercury	EPA 200.8	<0.00010	mg/L
		Antimony	EPA 200.8	<0.0025	mg/L
		Arsenic	EPA 200.8	<0.0050	mg/L
		Lead	EPA 200.8	<0.0025	mg/L
		Selenium	EPA 200.8	<0.0050	mg/L
		Thallium	EPA 200.8	<0.0010	mg/L
		Uranium	EPA 200.8	<0.010	mg/L
QC1008521	Blank 1	Total Dissolved Solids (TDS)	SM 2540C	<10	mg/L
QC1008521	Blank 2	Total Dissolved Solids (TDS)	SM 2540C	<10	mg/L
QC1008547	Blank 1	Mercury	EPA 200.8	<0.00010	mg/L
		Antimony	EPA 200.8	<0.0025	mg/L
		Arsenic	EPA 200.8	<0.0050	mg/L
		Lead	EPA 200.8	<0.0025	mg/L
		Selenium	EPA 200.8	<0.0050	mg/L
		Thallium	EPA 200.8	<0.0010	mg/L
		Uranium	EPA 200.8	<0.010	mg/L
QC1008548	Blank 1	Mercury	EPA 200.8	<0.00010	mg/L
		Antimony	EPA 200.8	<0.0025	mg/L
		Arsenic	EPA 200.8	<0.0050	mg/L
		Lead	EPA 200.8	<0.0025	mg/L
		Selenium	EPA 200.8	<0.0050	mg/L
		Thallium	EPA 200.8	<0.0010	mg/L
		Uranium	EPA 200.8	<0.010	mg/L
QC1008550	Blank 1	Mercury	EPA 200.8	<0.00010	mg/L
		Antimony	EPA 200.8	<0.0025	mg/L

QCBatchID	QCType	Parameter	Method	Result	Units
		Arsenic	EPA 200.8	<0.0050	mg/L
		Lead	EPA 200.8	<0.0025	mg/L
		Selenium	EPA 200.8	<0.0050	mg/L
		Thallium	EPA 200.8	<0.0010	mg/L
		Uranium	EPA 200.8	<0.010	mg/L

QCBatchID	QCType	Parameter	Method	Result	Actual	% Recovery	Units
QC1008412	LCS 1	pH	SM 4500-H+ B	7.02	7.00	100	pH Units
QC1008412	LCS 2	pH	SM 4500-H+ B	7.02	7.00	100	pH Units
QC1008412	LCS 3	pH	SM 4500-H+ B	7.02	7.00	100	pH Units
QC1008412	LCS 4	pH	SM 4500-H+ B	7.02	7.00	100	pH Units
QC1008414	LCS 1	Alkalinity	SM 2320B	94.7	100	95	mg/L
QC1008414	LCS 2	Alkalinity	SM 2320B	93.0	100	93	mg/L
QC1008414	LCS 3	Alkalinity	SM 2320B	93.3	100	93	mg/L
QC1008423	LCS 1	Fluoride	EPA 300.0	2.12	2.00	106	mg/L
QC1008424	LCS 1	Chloride	EPA 300.0	10.1	10.0	101	mg/L
QC1008425	LCS 1	Nitrite Nitrogen	EPA 300.0	0.542	0.500	108	mg/L
QC1008426	LCS 1	Nitrate Nitrogen	EPA 300.0	1.96	2.00	98	mg/L
QC1008427	LCS 1	Sulfate	EPA 300.0	26.0	25.0	104	mg/L
QC1008457	LCS 1	Sulfate	EPA 300.0	5.29	5.00	106	mg/L
QC1008463	LCS 1	Aluminum	EPA 200.7	1.09	1.00	109	mg/L
		Barium	EPA 200.7	1.09	1.00	109	mg/L
		Beryllium	EPA 200.7	1.08	1.00	108	mg/L
		Bismuth	EPA 200.7	1.13	1.00	113	mg/L
		Boron	EPA 200.7	1.06	1.00	106	mg/L
		Cadmium	EPA 200.7	1.10	1.00	110	mg/L
		Calcium	EPA 200.7	10.7	10.0	107	mg/L
		Chromium	EPA 200.7	1.07	1.00	107	mg/L
		Cobalt	EPA 200.7	1.09	1.00	109	mg/L
		Copper	EPA 200.7	5.43	5.00	109	mg/L
		Gallium	EPA 200.7	1.09	1.00	109	mg/L
		Iron	EPA 200.7	1.07	1.00	107	mg/L
		Lithium	EPA 200.7	1.07	1.00	107	mg/L
		Magnesium	EPA 200.7	10.6	10.0	106	mg/L
		Manganese	EPA 200.7	1.08	1.00	108	mg/L
		Molybdenum	EPA 200.7	1.08	1.00	108	mg/L
		Nickel	EPA 200.7	5.43	5.00	109	mg/L
		Phosphorus	EPA 200.7	5.45	5.00	109	mg/L
		Potassium	EPA 200.7	10.9	10.0	109	mg/L
		Scandium	EPA 200.7	1.08	1.00	108	mg/L
		Silver	EPA 200.7	0.097	0.090	108	mg/L
		Sodium	EPA 200.7	10.8	10.0	108	mg/L
		Strontium	EPA 200.7	1.10	1.00	110	mg/L
		Tin	EPA 200.7	1.07	1.00	107	mg/L
		Titanium	EPA 200.7	1.07	1.00	107	mg/L
		Vanadium	EPA 200.7	1.08	1.00	108	mg/L
		Zinc	EPA 200.7	1.13	1.00	113	mg/L
QC1008464	LCS 1	Aluminum	EPA 200.7	1.09	1.00	109	mg/L
		Barium	EPA 200.7	1.09	1.00	109	mg/L
		Beryllium	EPA 200.7	1.08	1.00	108	mg/L
		Bismuth	EPA 200.7	1.13	1.00	113	mg/L
		Boron	EPA 200.7	1.06	1.00	106	mg/L
		Cadmium	EPA 200.7	1.10	1.00	110	mg/L
		Calcium	EPA 200.7	10.7	10.0	107	mg/L
		Chromium	EPA 200.7	1.07	1.00	107	mg/L
		Cobalt	EPA 200.7	1.09	1.00	109	mg/L

QCBatchID	QCType	Parameter	Method	Result	Actual	% Recovery	Units
		Copper	EPA 200.7	5.43	5.00	109	mg/L
		Gallium	EPA 200.7	1.09	1.00	109	mg/L
		Iron	EPA 200.7	1.07	1.00	107	mg/L
		Lithium	EPA 200.7	1.07	1.00	107	mg/L
		Magnesium	EPA 200.7	10.6	10.0	106	mg/L
		Manganese	EPA 200.7	1.08	1.00	108	mg/L
		Molybdenum	EPA 200.7	1.08	1.00	108	mg/L
		Nickel	EPA 200.7	5.43	5.00	109	mg/L
		Phosphorus	EPA 200.7	5.45	5.00	109	mg/L
		Potassium	EPA 200.7	10.9	10.0	109	mg/L
		Scandium	EPA 200.7	1.08	1.00	108	mg/L
		Silver	EPA 200.7	0.097	0.090	108	mg/L
		Sodium	EPA 200.7	10.8	10.0	108	mg/L
		Strontium	EPA 200.7	1.10	1.00	110	mg/L
		Tin	EPA 200.7	1.07	1.00	107	mg/L
		Titanium	EPA 200.7	1.07	1.00	107	mg/L
		Vanadium	EPA 200.7	1.08	1.00	108	mg/L
		Zinc	EPA 200.7	1.13	1.00	113	mg/L
QC1008465	LCS 1	Aluminum	EPA 200.7	1.09	1.00	109	mg/L
		Barium	EPA 200.7	1.09	1.00	109	mg/L
		Beryllium	EPA 200.7	1.07	1.00	107	mg/L
		Bismuth	EPA 200.7	1.10	1.00	110	mg/L
		Boron	EPA 200.7	1.07	1.00	107	mg/L
		Cadmium	EPA 200.7	1.10	1.00	110	mg/L
		Calcium	EPA 200.7	10.7	10.0	107	mg/L
		Chromium	EPA 200.7	1.07	1.00	107	mg/L
		Cobalt	EPA 200.7	1.09	1.00	109	mg/L
		Copper	EPA 200.7	5.40	5.00	108	mg/L
		Gallium	EPA 200.7	1.11	1.00	111	mg/L
		Iron	EPA 200.7	1.07	1.00	107	mg/L
		Lithium	EPA 200.7	1.07	1.00	107	mg/L
		Magnesium	EPA 200.7	10.5	10.0	105	mg/L
		Manganese	EPA 200.7	1.08	1.00	108	mg/L
		Molybdenum	EPA 200.7	1.07	1.00	107	mg/L
		Nickel	EPA 200.7	5.45	5.00	109	mg/L
		Phosphorus	EPA 200.7	5.35	5.00	107	mg/L
		Potassium	EPA 200.7	10.9	10.0	109	mg/L
		Scandium	EPA 200.7	1.08	1.00	108	mg/L
		Silver	EPA 200.7	0.098	0.090	109	mg/L
		Sodium	EPA 200.7	10.9	10.0	109	mg/L
		Strontium	EPA 200.7	1.11	1.00	111	mg/L
		Tin	EPA 200.7	1.06	1.00	106	mg/L
		Titanium	EPA 200.7	1.07	1.00	107	mg/L
		Vanadium	EPA 200.7	1.09	1.00	109	mg/L
		Zinc	EPA 200.7	1.11	1.00	111	mg/L
QC1008466	LCS 1	Aluminum	EPA 200.7	1.12	1.00	112	mg/L
		Barium	EPA 200.7	1.09	1.00	109	mg/L
		Beryllium	EPA 200.7	1.08	1.00	108	mg/L
		Bismuth	EPA 200.7	1.09	1.00	109	mg/L
		Boron	EPA 200.7	1.11	1.00	111	mg/L
		Cadmium	EPA 200.7	1.09	1.00	109	mg/L
		Calcium	EPA 200.7	10.8	10.0	108	mg/L
		Chromium	EPA 200.7	1.09	1.00	109	mg/L
		Cobalt	EPA 200.7	1.09	1.00	109	mg/L
		Copper	EPA 200.7	5.62	5.00	112	mg/L
		Gallium	EPA 200.7	1.12	1.00	112	mg/L

QCBatchID	QCType	Parameter	Method	Result	Actual	% Recovery	Units
		Iron	EPA 200.7	1.11	1.00	111	mg/L
		Lithium	EPA 200.7	1.07	1.00	107	mg/L
		Magnesium	EPA 200.7	11.1	10.0	111	mg/L
		Manganese	EPA 200.7	1.06	1.00	106	mg/L
		Molybdenum	EPA 200.7	0.961	1.00	96	mg/L
		Nickel	EPA 200.7	5.44	5.00	109	mg/L
		Phosphorus	EPA 200.7	5.15	5.00	103	mg/L
		Potassium	EPA 200.7	11.1	10.0	111	mg/L
		Scandium	EPA 200.7	1.11	1.00	111	mg/L
		Silver	EPA 200.7	0.100	0.090	111	mg/L
		Sodium	EPA 200.7	10.9	10.0	109	mg/L
		Strontium	EPA 200.7	1.07	1.00	107	mg/L
		Tin	EPA 200.7	0.969	1.00	97	mg/L
		Titanium	EPA 200.7	1.10	1.00	110	mg/L
		Vanadium	EPA 200.7	1.10	1.00	110	mg/L
		Zinc	EPA 200.7	1.05	1.00	105	mg/L
QC1008467	LCS 1	Aluminum	EPA 200.7	1.12	1.00	112	mg/L
		Barium	EPA 200.7	1.09	1.00	109	mg/L
		Beryllium	EPA 200.7	1.08	1.00	108	mg/L
		Bismuth	EPA 200.7	1.09	1.00	109	mg/L
		Boron	EPA 200.7	1.11	1.00	111	mg/L
		Cadmium	EPA 200.7	1.09	1.00	109	mg/L
		Calcium	EPA 200.7	10.8	10.0	108	mg/L
		Chromium	EPA 200.7	1.09	1.00	109	mg/L
		Cobalt	EPA 200.7	1.09	1.00	109	mg/L
		Copper	EPA 200.7	5.62	5.00	112	mg/L
		Gallium	EPA 200.7	1.12	1.00	112	mg/L
		Iron	EPA 200.7	1.11	1.00	111	mg/L
		Lithium	EPA 200.7	1.07	1.00	107	mg/L
		Magnesium	EPA 200.7	11.1	10.0	111	mg/L
		Manganese	EPA 200.7	1.06	1.00	106	mg/L
		Molybdenum	EPA 200.7	0.961	1.00	96	mg/L
		Nickel	EPA 200.7	5.44	5.00	109	mg/L
		Phosphorus	EPA 200.7	5.15	5.00	103	mg/L
		Potassium	EPA 200.7	11.1	10.0	111	mg/L
		Scandium	EPA 200.7	1.11	1.00	111	mg/L
		Silver	EPA 200.7	0.100	0.090	111	mg/L
		Sodium	EPA 200.7	10.9	10.0	109	mg/L
		Strontium	EPA 200.7	1.07	1.00	107	mg/L
		Tin	EPA 200.7	0.969	1.00	97	mg/L
		Titanium	EPA 200.7	1.10	1.00	110	mg/L
		Vanadium	EPA 200.7	1.10	1.00	110	mg/L
		Zinc	EPA 200.7	1.05	1.00	105	mg/L
QC1008468	LCS 1	Aluminum	EPA 200.7	1.14	1.00	114	mg/L
		Barium	EPA 200.7	1.09	1.00	109	mg/L
		Beryllium	EPA 200.7	1.09	1.00	109	mg/L
		Bismuth	EPA 200.7	1.06	1.00	106	mg/L
		Boron	EPA 200.7	1.12	1.00	112	mg/L
		Cadmium	EPA 200.7	1.07	1.00	107	mg/L
		Calcium	EPA 200.7	10.8	10.0	108	mg/L
		Chromium	EPA 200.7	1.10	1.00	110	mg/L
		Cobalt	EPA 200.7	1.08	1.00	108	mg/L
		Copper	EPA 200.7	5.74	5.00	115	mg/L
		Gallium	EPA 200.7	1.14	1.00	114	mg/L
		Iron	EPA 200.7	1.14	1.00	114	mg/L
		Lithium	EPA 200.7	1.08	1.00	108	mg/L

QCBatchID	QCType	Parameter	Method	Result	Actual	% Recovery	Units
		Magnesium	EPA 200.7	11.3	10.0	113	mg/L
		Manganese	EPA 200.7	1.06	1.00	106	mg/L
		Molybdenum	EPA 200.7	0.905	1.00	90	mg/L
		Nickel	EPA 200.7	5.42	5.00	108	mg/L
		Phosphorus	EPA 200.7	4.86	5.00	97	mg/L
		Potassium	EPA 200.7	10.9	10.0	109	mg/L
		Scandium	EPA 200.7	1.12	1.00	112	mg/L
		Silver	EPA 200.7	0.102	0.090	113	mg/L
		Sodium	EPA 200.7	11.2	10.0	112	mg/L
		Strontium	EPA 200.7	1.09	1.00	109	mg/L
		Tin	EPA 200.7	0.891	1.00	89	mg/L
		Titanium	EPA 200.7	1.11	1.00	111	mg/L
		Vanadium	EPA 200.7	1.11	1.00	111	mg/L
		Zinc	EPA 200.7	0.988	1.00	99	mg/L
QC1008508	LCS 1	Mercury	EPA 200.8	0.000920	0.001	92	mg/L
		Antimony	EPA 200.8	0.0095	0.010	95	mg/L
		Arsenic	EPA 200.8	0.0486	0.050	97	mg/L
		Lead	EPA 200.8	0.0090	0.010	90	mg/L
		Selenium	EPA 200.8	0.0474	0.050	95	mg/L
		Thallium	EPA 200.8	0.0096	0.010	96	mg/L
		Uranium	EPA 200.8	<0.0100	0.010	91	mg/L
QC1008509	LCS 1	Mercury	EPA 200.8	0.000920	0.001	92	mg/L
		Antimony	EPA 200.8	0.0095	0.010	95	mg/L
		Arsenic	EPA 200.8	0.0486	0.050	97	mg/L
		Lead	EPA 200.8	0.0090	0.010	90	mg/L
		Selenium	EPA 200.8	0.0474	0.050	95	mg/L
		Thallium	EPA 200.8	0.0096	0.010	96	mg/L
		Uranium	EPA 200.8	<0.0100	0.010	91	mg/L
QC1008510	LCS 1	Mercury	EPA 200.8	0.001000	0.001	100	mg/L
		Antimony	EPA 200.8	0.0100	0.010	100	mg/L
		Arsenic	EPA 200.8	0.0495	0.050	99	mg/L
		Lead	EPA 200.8	0.0099	0.010	99	mg/L
		Selenium	EPA 200.8	0.0501	0.050	100	mg/L
		Thallium	EPA 200.8	0.0097	0.010	97	mg/L
		Uranium	EPA 200.8	<0.0100	0.010	96	mg/L
QC1008521	LCS 1	Total Dissolved Solids (TDS)	SM 2540C	153	150	102	mg/L
QC1008521	LCS 2	Total Dissolved Solids (TDS)	SM 2540C	145	150	97	mg/L
QC1008547	LCS 1	Mercury	EPA 200.8	0.000992	0.001	99	mg/L
		Antimony	EPA 200.8	0.0096	0.010	96	mg/L
		Arsenic	EPA 200.8	0.0482	0.050	96	mg/L
		Lead	EPA 200.8	0.0094	0.010	94	mg/L
		Selenium	EPA 200.8	0.0481	0.050	96	mg/L
		Thallium	EPA 200.8	0.0090	0.010	90	mg/L
		Uranium	EPA 200.8	<0.0100	0.010	94	mg/L
QC1008548	LCS 1	Mercury	EPA 200.8	0.000992	0.001	99	mg/L
		Antimony	EPA 200.8	0.0096	0.010	96	mg/L
		Arsenic	EPA 200.8	0.0482	0.050	96	mg/L
		Lead	EPA 200.8	0.0094	0.010	94	mg/L
		Selenium	EPA 200.8	0.0481	0.050	96	mg/L
		Thallium	EPA 200.8	0.0090	0.010	90	mg/L
		Uranium	EPA 200.8	<0.0100	0.010	94	mg/L
QC1008550	LCS 1	Mercury	EPA 200.8	0.001038	0.001	104	mg/L
		Antimony	EPA 200.8	0.0095	0.010	95	mg/L
		Arsenic	EPA 200.8	0.0474	0.050	95	mg/L
		Lead	EPA 200.8	0.0091	0.010	91	mg/L
		Selenium	EPA 200.8	0.0463	0.050	92	mg/L

QCBatchID	QCType	Parameter	Method	Result	Actual	% Recovery	Units
		Thallium	EPA 200.8	0.0086	0.010	86	mg/L
		Uranium	EPA 200.8	<0.0100	0.010	89	mg/L

QCBatchID	QCType	Parameter	Method	Duplicate Sample	Sample Result	Duplicate Result	Units	RPD
QC1008412	Duplicate 1	pH	SM 4500-H+ B	1008045-001	7.67	7.67	pH Units	<1%
QC1008412	Duplicate 2	pH	SM 4500-H+ B	1008047-001	7.77	7.77	pH Units	<1%
QC1008412	Duplicate 3	pH	SM 4500-H+ B	1008049-001	7.68	7.68	pH Units	<1%
QC1008412	Duplicate 4	pH	SM 4500-H+ B	1008051-001	7.87	7.87	pH Units	<1%
QC1008412	Duplicate 5	pH	SM 4500-H+ B	1008053-001	7.90	7.88	pH Units	<1%
QC1008412	Duplicate 6	pH	SM 4500-H+ B	1008262-001	7.72	7.81	pH Units	1 %
QC1008412	Duplicate 7	pH	SM 4500-H+ B	1008263-006	7.24	7.30	pH Units	1 %
QC1008414	Duplicate 1	Bicarbonate (HCO3)	SM 2320B	1008045-001	299	299	mg/L	<1%
		Carbonate (CO3)	SM 2320B	1008045-001	<1.000	<1.000	mg/L	<1%
		Hydroxide (OH)	SM 2320B	1008045-001	<1.000	<1.000	mg/L	<1%
		Total Alkalinity	SM 2320B	1008045-001	245	245	mg/L as CaCO3	<1%
QC1008414	Duplicate 2	Bicarbonate (HCO3)	SM 2320B	1008047-001	357	357	mg/L	<1%
		Carbonate (CO3)	SM 2320B	1008047-001	<1.000	<1.000	mg/L	<1%
		Hydroxide (OH)	SM 2320B	1008047-001	<1.000	<1.000	mg/L	<1%
		Total Alkalinity	SM 2320B	1008047-001	292	293	mg/L as CaCO3	<1%
QC1008414	Duplicate 3	Bicarbonate (HCO3)	SM 2320B	1008049-001	319	321	mg/L	<1%
		Carbonate (CO3)	SM 2320B	1008049-001	<1.000	<1.000	mg/L	<1%
		Hydroxide (OH)	SM 2320B	1008049-001	<1.000	<1.000	mg/L	<1%
		Total Alkalinity	SM 2320B	1008049-001	262	263	mg/L as CaCO3	<1%
QC1008414	Duplicate 4	Bicarbonate (HCO3)	SM 2320B	1008051-001	322	322	mg/L	<1%
		Carbonate (CO3)	SM 2320B	1008051-001	<1.000	<1.000	mg/L	<1%
		Hydroxide (OH)	SM 2320B	1008051-001	<1.000	<1.000	mg/L	<1%
		Total Alkalinity	SM 2320B	1008051-001	264	264	mg/L as CaCO3	<1%
QC1008414	Duplicate 5	Bicarbonate (HCO3)	SM 2320B	1008053-001	337	339	mg/L	<1%
		Carbonate (CO3)	SM 2320B	1008053-001	<1.000	<1.000	mg/L	<1%
		Hydroxide (OH)	SM 2320B	1008053-001	<1.000	<1.000	mg/L	<1%
		Total Alkalinity	SM 2320B	1008053-001	277	278	mg/L as CaCO3	<1%
QC1008414	Duplicate 6	Bicarbonate (HCO3)	SM 2320B	1008262-001	50.0	48.3	mg/L	3 %
		Carbonate (CO3)	SM 2320B	1008262-001	<1.000	<1.000	mg/L	<1%
		Hydroxide (OH)	SM 2320B	1008262-001	<1.000	<1.000	mg/L	<1%
		Total Alkalinity	SM 2320B	1008262-001	41.0	39.6	mg/L as CaCO3	3 %
QC1008521	Duplicate 1	Total Dissolved Solids (TDS)	SM 2540C	1008051-003	2804	2764	mg/L	1 %
QC1008521	Duplicate 2	Total Dissolved Solids (TDS)	SM 2540C	1008052-005	3756	3760	mg/L	<1%
QC1008521	Duplicate 3	Total Dissolved Solids (TDS)	SM 2540C	1008263-001	663	663	mg/L	<1%
QC1008521	Duplicate 4	Total Dissolved Solids (TDS)	SM 2540C	1008264-005	1086	1076	mg/L	1 %

QCBatchID	QCType	Parameter	Method	Spike Sample	Sample Result	MS Result	MSD Result	Spike Value	Units	MS % Rec.	MSD % Rec.	RPD
QC1008423	MS 1	Fluoride	EPA 300.0	1008244-001	0.240	2.19	2.16	2.00	mg/L	98	96	1 %
QC1008423	MS 2	Fluoride	EPA 300.0	1008240-001	<0.100	2.12	2.10	2.00	mg/L	100	100	1 %
QC1008424	MS 1	Chloride	EPA 300.0	1008244-001	<1.000	5.14	5.21	5.00	mg/L	100	102	1 %
QC1008424	MS 2	Chloride	EPA 300.0	1008240-001	29.1	50.1	50.1	5.00	mg/L	88	87	<1%
QC1008425	MS 1	Nitrite Nitrogen	EPA 300.0	1008244-001	0.058	0.478	0.480	0.500	mg/L	84	84	<1%
QC1008425	MS 2	Nitrite Nitrogen	EPA 300.0	1008262-002	<0.025	0.545	0.553	0.500	mg/L	108	109	1 %
QC1008426	MS 1	Nitrate Nitrogen	EPA 300.0	1008244-001	<1.000	1.97	2.00	2.00	mg/L	96	98	2 %
QC1008426	MS 2	Nitrate Nitrogen	EPA 300.0	1008262-002	<1.000	1.94	1.95	2.00	mg/L	95	96	1 %
QC1008427	MS 1	Sulfate	EPA 300.0	1008244-001	41.5	50.7	50.9	10.0	mg/L	92	93	<1%
QC1008427	MS 2	Sulfate	EPA 300.0	1008240-001	31.6	59.1	59.1	10.0	mg/L	89	89	<1%
QC1008457	MS 1	Sulfate	EPA 300.0	1008261-001	2.87	5.57	5.58	2.50	mg/L	108	109	<1%
QC1008463	MS 1	Aluminum	EPA 200.7	1008263-001	5.34	6.59	6.56	1.00	mg/L	125	122	<1%
		Barium	EPA 200.7	1008263-001	<0.010	0.987	0.991	1.00	mg/L	98	98	<1%

QCBatchID	QCType	Parameter	Method	Spike Sample	Sample Result		MS Result	MSD Result	Spike Value	Units	MS % Rec.	MSD % Rec.	RPD
		Beryllium	EPA 200.7	1008263-001	0.003		0.996	0.992	1.00	mg/L	99	99	<1%
		Bismuth	EPA 200.7	1008263-001	<0.100		0.751	0.770	1.00	mg/L	99	101	2 %
		Boron	EPA 200.7	1008263-001	<0.100		0.988	0.991	1.00	mg/L	97	98	<1%
		Cadmium	EPA 200.7	1008263-001	0.015		1.02	1.02	1.00	mg/L	101	101	<1%
		Calcium	EPA 200.7	1008263-001	25.6		36.8	36.5	10.0	mg/L	112	109	1 %
		Chromium	EPA 200.7	1008263-001	<0.005		0.957	0.958	1.00	mg/L	97	97	<1%
		Cobalt	EPA 200.7	1008263-001	0.110		1.11	1.11	1.00	mg/L	100	100	<1%
		Copper	EPA 200.7	1008263-001	287	SC	188	186	5.00	mg/L	NC	NC	NC
		Gallium	EPA 200.7	1008263-001	<0.100		0.974	0.977	1.00	mg/L	98	98	<1%
		Iron	EPA 200.7	1008263-001	0.336		1.35	1.35	1.00	mg/L	101	101	<1%
		Lithium	EPA 200.7	1008263-001	<0.100		1.04	1.04	1.00	mg/L	103	103	<1%
		Magnesium	EPA 200.7	1008263-001	6.67		17.1	17.0	10.0	mg/L	104	103	1 %
		Manganese	EPA 200.7	1008263-001	1.29		2.32	2.32	1.00	mg/L	103	103	<1%
		Molybdenum	EPA 200.7	1008263-001	<0.010		0.945	0.953	1.00	mg/L	94	95	1 %
		Nickel	EPA 200.7	1008263-001	0.037		5.02	5.03	5.00	mg/L	100	100	<1%
		Phosphorus	EPA 200.7	1008263-001	<0.500		5.46	5.53	5.00	mg/L	103	104	1 %
		Potassium	EPA 200.7	1008263-001	2.75		13.4	13.4	10.0	mg/L	106	106	<1%
		Scandium	EPA 200.7	1008263-001	<0.100		0.992	0.990	1.00	mg/L	99	99	<1%
		Silver	EPA 200.7	1008263-001	<0.005		0.088	0.088	0.090	mg/L	102	101	<1%
		Sodium	EPA 200.7	1008263-001	1.41		11.8	11.9	10.0	mg/L	104	105	1 %
		Strontium	EPA 200.7	1008263-001	0.105		1.10	1.09	1.00	mg/L	100	99	1 %
		Tin	EPA 200.7	1008263-001	<0.100		0.858	0.864	1.00	mg/L	99	99	1 %
		Titanium	EPA 200.7	1008263-001	<0.100		0.985	0.992	1.00	mg/L	98	98	1 %
		Vanadium	EPA 200.7	1008263-001	<0.010		0.998	1.00	1.00	mg/L	99	99	<1%
		Zinc	EPA 200.7	1008263-001	1.43		2.56	2.55	1.00	mg/L	113	112	<1%
QC1008464	MS 1	Aluminum	EPA 200.7	1008263-002	0.341		1.44	1.45	1.00	mg/L	110	111	1 %
		Barium	EPA 200.7	1008263-002	<0.010		1.09	1.11	1.00	mg/L	109	111	2 %
		Beryllium	EPA 200.7	1008263-002	<0.001		1.10	1.10	1.00	mg/L	110	110	<1%
		Bismuth	EPA 200.7	1008263-002	<0.100		1.13	1.14	1.00	mg/L	112	113	1 %
		Boron	EPA 200.7	1008263-002	<0.100		1.09	1.12	1.00	mg/L	108	111	3 %
		Cadmium	EPA 200.7	1008263-002	<0.001		1.10	1.13	1.00	mg/L	110	113	3 %
		Calcium	EPA 200.7	1008263-002	8.11		19.3	19.1	10.0	mg/L	112	110	1 %
		Chromium	EPA 200.7	1008263-002	<0.005		1.08	1.10	1.00	mg/L	108	110	2 %
		Cobalt	EPA 200.7	1008263-002	<0.010		1.10	1.12	1.00	mg/L	110	112	2 %
		Copper	EPA 200.7	1008263-002	0.531		6.16	6.11	5.00	mg/L	113	112	1 %
		Gallium	EPA 200.7	1008263-002	<0.100		1.17	1.16	1.00	mg/L	117	116	1 %
		Iron	EPA 200.7	1008263-002	0.046		1.17	1.16	1.00	mg/L	112	111	1 %
		Lithium	EPA 200.7	1008263-002	<0.100		1.09	1.08	1.00	mg/L	109	108	1 %
		Magnesium	EPA 200.7	1008263-002	<0.500		11.3	11.3	10.0	mg/L	110	110	<1%
		Manganese	EPA 200.7	1008263-002	0.141		1.21	1.24	1.00	mg/L	107	110	2 %
		Molybdenum	EPA 200.7	1008263-002	<0.010		1.03	1.04	1.00	mg/L	103	104	1 %
		Nickel	EPA 200.7	1008263-002	<0.010		5.42	5.54	5.00	mg/L	108	111	2 %
		Phosphorus	EPA 200.7	1008263-002	<0.500		5.50	5.54	5.00	mg/L	109	110	1 %
		Potassium	EPA 200.7	1008263-002	0.695		11.8	11.7	10.0	mg/L	111	110	1 %
		Scandium	EPA 200.7	1008263-002	<0.100		1.10	1.09	1.00	mg/L	110	109	1 %
		Silver	EPA 200.7	1008263-002	<0.005		0.098	0.100	0.090	mg/L	108	111	2 %
		Sodium	EPA 200.7	1008263-002	<0.500		11.4	11.3	10.0	mg/L	110	109	1 %
		Strontium	EPA 200.7	1008263-002	<0.100		1.13	1.11	1.00	mg/L	111	109	2 %
		Tin	EPA 200.7	1008263-002	<0.100		1.00	1.01	1.00	mg/L	105	106	1 %
		Titanium	EPA 200.7	1008263-002	<0.100		1.09	1.09	1.00	mg/L	109	109	<1%
		Vanadium	EPA 200.7	1008263-002	<0.010		1.09	1.12	1.00	mg/L	109	112	3 %
		Zinc	EPA 200.7	1008263-002	0.056		1.18	1.21	1.00	mg/L	112	115	3 %
QC1008465	MS 1	Aluminum	EPA 200.7	1008263-003	<0.045		1.10	1.12	1.00	mg/L	106	108	2 %
		Barium	EPA 200.7	1008263-003	<0.010		1.08	1.09	1.00	mg/L	108	109	1 %
		Beryllium	EPA 200.7	1008263-003	<0.001		1.10	1.10	1.00	mg/L	110	110	<1%

QCBatchID	QCType	Parameter	Method	Spike Sample	Sample Result		MS Result	MSD Result	Spike Value	Units	MS % Rec.	MSD % Rec.	RPD
		Bismuth	EPA 200.7	1008263-003	<0.100		1.08	1.07	1.00	mg/L	110	109	1 %
		Boron	EPA 200.7	1008263-003	<0.100		1.10	1.11	1.00	mg/L	111	112	1 %
		Cadmium	EPA 200.7	1008263-003	<0.001		1.08	1.09	1.00	mg/L	108	109	1 %
		Calcium	EPA 200.7	1008263-003	70.1	SC	84.0	84.1	10.0	mg/L	NC	NC	NC
		Chromium	EPA 200.7	1008263-003	<0.005		1.08	1.10	1.00	mg/L	108	110	2 %
		Cobalt	EPA 200.7	1008263-003	<0.010		1.09	1.10	1.00	mg/L	109	110	1 %
		Copper	EPA 200.7	1008263-003	<0.050		5.71	5.75	5.00	mg/L	114	115	1 %
		Gallium	EPA 200.7	1008263-003	<0.100		1.14	1.15	1.00	mg/L	114	115	1 %
		Iron	EPA 200.7	1008263-003	<0.010		1.13	1.13	1.00	mg/L	112	112	<1%
		Lithium	EPA 200.7	1008263-003	<0.100		1.10	1.10	1.00	mg/L	110	110	<1%
		Magnesium	EPA 200.7	1008263-003	5.07		15.8	16.1	10.0	mg/L	107	110	2 %
		Manganese	EPA 200.7	1008263-003	0.040		1.10	1.11	1.00	mg/L	106	107	1 %
		Molybdenum	EPA 200.7	1008263-003	<0.010		1.02	1.03	1.00	mg/L	102	103	1 %
		Nickel	EPA 200.7	1008263-003	<0.010		5.33	5.43	5.00	mg/L	107	109	2 %
		Phosphorus	EPA 200.7	1008263-003	<0.500		5.55	5.55	5.00	mg/L	111	111	<1%
		Potassium	EPA 200.7	1008263-003	2.97		14.2	14.4	10.0	mg/L	112	114	1 %
		Scandium	EPA 200.7	1008263-003	<0.100		1.10	1.10	1.00	mg/L	110	110	<1%
		Silver	EPA 200.7	1008263-003	<0.005		0.100	0.100	0.090	mg/L	111	111	<1%
		Sodium	EPA 200.7	1008263-003	1.05		12.2	12.2	10.0	mg/L	111	111	<1%
		Strontium	EPA 200.7	1008263-003	0.291		1.39	1.38	1.00	mg/L	110	109	1 %
		Tin	EPA 200.7	1008263-003	<0.100		0.819	0.832	1.00	mg/L	105	107	2 %
		Titanium	EPA 200.7	1008263-003	<0.100		1.09	1.12	1.00	mg/L	109	112	3 %
		Vanadium	EPA 200.7	1008263-003	<0.010		1.12	1.13	1.00	mg/L	111	112	1 %
		Zinc	EPA 200.7	1008263-003	<0.010		1.09	1.12	1.00	mg/L	108	111	3 %
QC1008466	MS 1	Aluminum	EPA 200.7	1008263-004	0.628		1.75	1.73	1.00	mg/L	112	110	1 %
		Barium	EPA 200.7	1008263-004	<0.010		1.10	1.09	1.00	mg/L	110	109	1 %
		Beryllium	EPA 200.7	1008263-004	<0.001		1.08	1.08	1.00	mg/L	108	108	<1%
		Bismuth	EPA 200.7	1008263-004	<0.100		1.08	1.09	1.00	mg/L	108	109	1 %
		Boron	EPA 200.7	1008263-004	<0.100		1.12	1.12	1.00	mg/L	111	111	<1%
		Cadmium	EPA 200.7	1008263-004	<0.001		1.09	1.09	1.00	mg/L	109	109	<1%
		Calcium	EPA 200.7	1008263-004	2.95		13.9	13.7	10.0	mg/L	109	108	1 %
		Chromium	EPA 200.7	1008263-004	<0.005		1.11	1.10	1.00	mg/L	111	110	1 %
		Cobalt	EPA 200.7	1008263-004	<0.010		1.11	1.10	1.00	mg/L	111	110	1 %
		Copper	EPA 200.7	1008263-004	1.02		6.69	6.62	5.00	mg/L	113	112	1 %
		Gallium	EPA 200.7	1008263-004	<0.100		1.17	1.16	1.00	mg/L	117	116	1 %
		Iron	EPA 200.7	1008263-004	0.329		1.49	1.47	1.00	mg/L	116	114	1 %
		Lithium	EPA 200.7	1008263-004	<0.100		1.09	1.09	1.00	mg/L	109	109	<1%
		Magnesium	EPA 200.7	1008263-004	<0.500		11.7	11.6	10.0	mg/L	113	112	1 %
		Manganese	EPA 200.7	1008263-004	0.046		1.11	1.11	1.00	mg/L	106	106	<1%
		Molybdenum	EPA 200.7	1008263-004	<0.010		0.958	0.965	1.00	mg/L	96	97	1 %
		Nickel	EPA 200.7	1008263-004	<0.010		5.47	5.45	5.00	mg/L	109	109	<1%
		Phosphorus	EPA 200.7	1008263-004	<0.500		5.22	5.23	5.00	mg/L	104	104	<1%
		Potassium	EPA 200.7	1008263-004	0.613		11.7	11.7	10.0	mg/L	111	111	<1%
		Scandium	EPA 200.7	1008263-004	<0.100		1.11	1.10	1.00	mg/L	111	110	1 %
		Silver	EPA 200.7	1008263-004	<0.005		0.100	0.099	0.090	mg/L	110	110	1 %
		Sodium	EPA 200.7	1008263-004	<0.500		11.2	11.2	10.0	mg/L	109	109	<1%
		Strontium	EPA 200.7	1008263-004	<0.100		1.09	1.09	1.00	mg/L	108	108	<1%
		Tin	EPA 200.7	1008263-004	<0.100		0.961	0.971	1.00	mg/L	98	99	1 %
		Titanium	EPA 200.7	1008263-004	<0.100		1.12	1.12	1.00	mg/L	112	112	<1%
		Vanadium	EPA 200.7	1008263-004	<0.010		1.11	1.10	1.00	mg/L	111	110	1 %
		Zinc	EPA 200.7	1008263-004	0.015		1.08	1.09	1.00	mg/L	106	107	1 %
QC1008467	MS 1	Aluminum	EPA 200.7	1008263-005	1.46		2.45	2.48	1.00	mg/L	99	102	1 %
		Barium	EPA 200.7	1008263-005	<0.010		1.09	1.09	1.00	mg/L	109	109	<1%
		Beryllium	EPA 200.7	1008263-005	<0.001		1.07	1.06	1.00	mg/L	107	106	1 %
		Bismuth	EPA 200.7	1008263-005	<0.100		1.11	1.11	1.00	mg/L	110	110	<1%

QCBatchID	QCType	Parameter	Method	Spike Sample	Sample Result	MS Result	MSD Result	Spike Value	Units	MS % Rec.	MSD % Rec.	RPD
		Boron	EPA 200.7	1008263-005	<0.100	1.06	1.06	1.00	mg/L	105	105	<1%
		Cadmium	EPA 200.7	1008263-005	<0.001	1.08	1.07	1.00	mg/L	108	107	1 %
		Calcium	EPA 200.7	1008263-005	2.03	12.4	12.4	10.0	mg/L	104	104	<1%
		Chromium	EPA 200.7	1008263-005	<0.005	1.06	1.06	1.00	mg/L	106	106	<1%
		Cobalt	EPA 200.7	1008263-005	<0.010	1.09	1.09	1.00	mg/L	108	108	<1%
		Copper	EPA 200.7	1008263-005	0.159	5.69	5.66	5.00	mg/L	111	110	1 %
		Gallium	EPA 200.7	1008263-005	<0.100	1.14	1.12	1.00	mg/L	114	112	2 %
		Iron	EPA 200.7	1008263-005	2.69	3.65	3.69	1.00	mg/L	96	100	1 %
		Lithium	EPA 200.7	1008263-005	<0.100	1.10	1.10	1.00	mg/L	110	110	<1%
		Magnesium	EPA 200.7	1008263-005	<0.500	10.8	10.8	10.0	mg/L	106	106	<1%
		Manganese	EPA 200.7	1008263-005	0.029	1.10	1.10	1.00	mg/L	107	107	<1%
		Molybdenum	EPA 200.7	1008263-005	<0.010	1.05	1.04	1.00	mg/L	105	104	1 %
		Nickel	EPA 200.7	1008263-005	<0.010	5.39	5.37	5.00	mg/L	108	107	<1%
		Phosphorus	EPA 200.7	1008263-005	<0.500	5.46	5.37	5.00	mg/L	108	106	2 %
		Potassium	EPA 200.7	1008263-005	<0.500	11.5	11.5	10.0	mg/L	111	111	<1%
		Scandium	EPA 200.7	1008263-005	<0.100	1.09	1.09	1.00	mg/L	109	109	<1%
		Silver	EPA 200.7	1008263-005	<0.005	0.099	0.099	0.090	mg/L	108	109	<1%
		Sodium	EPA 200.7	1008263-005	<0.500	11.3	11.3	10.0	mg/L	111	111	<1%
		Strontium	EPA 200.7	1008263-005	<0.100	1.10	1.10	1.00	mg/L	110	110	<1%
		Tin	EPA 200.7	1008263-005	<0.100	1.05	1.02	1.00	mg/L	106	103	3 %
		Titanium	EPA 200.7	1008263-005	<0.100	1.08	1.08	1.00	mg/L	108	108	<1%
		Vanadium	EPA 200.7	1008263-005	<0.010	1.08	1.08	1.00	mg/L	108	108	<1%
		Zinc	EPA 200.7	1008263-005	0.016	1.12	1.10	1.00	mg/L	110	108	2 %
QC1008468	MS 1	Aluminum	EPA 200.7	1008263-006	0.075	1.17	1.15	1.00	mg/L	110	108	2 %
		Barium	EPA 200.7	1008263-006	<0.010	1.11	1.09	1.00	mg/L	111	109	2 %
		Beryllium	EPA 200.7	1008263-006	<0.001	1.08	1.07	1.00	mg/L	108	107	1 %
		Bismuth	EPA 200.7	1008263-006	<0.100	1.11	1.09	1.00	mg/L	110	108	2 %
		Boron	EPA 200.7	1008263-006	<0.100	1.11	1.09	1.00	mg/L	109	107	2 %
		Cadmium	EPA 200.7	1008263-006	<0.001	1.13	1.09	1.00	mg/L	113	109	4 %
		Calcium	EPA 200.7	1008263-006	11.5	22.7	22.3	10.0	mg/L	112	108	2 %
		Chromium	EPA 200.7	1008263-006	<0.005	1.09	1.07	1.00	mg/L	109	107	2 %
		Cobalt	EPA 200.7	1008263-006	<0.010	1.11	1.09	1.00	mg/L	111	109	2 %
		Copper	EPA 200.7	1008263-006	<0.050	5.52	5.47	5.00	mg/L	110	109	1 %
		Gallium	EPA 200.7	1008263-006	<0.100	1.16	1.14	1.00	mg/L	116	114	2 %
		Iron	EPA 200.7	1008263-006	<0.010	1.10	1.08	1.00	mg/L	109	107	2 %
		Lithium	EPA 200.7	1008263-006	<0.100	1.06	1.05	1.00	mg/L	105	104	1 %
		Magnesium	EPA 200.7	1008263-006	2.83	13.7	13.4	10.0	mg/L	109	106	2 %
		Manganese	EPA 200.7	1008263-006	0.117	1.20	1.18	1.00	mg/L	108	106	2 %
		Molybdenum	EPA 200.7	1008263-006	<0.010	1.08	1.08	1.00	mg/L	108	108	<1%
		Nickel	EPA 200.7	1008263-006	<0.010	5.50	5.37	5.00	mg/L	110	107	2 %
		Phosphorus	EPA 200.7	1008263-006	<0.500	5.73	5.59	5.00	mg/L	113	110	2 %
		Potassium	EPA 200.7	1008263-006	1.15	12.2	12.0	10.0	mg/L	110	108	2 %
		Scandium	EPA 200.7	1008263-006	<0.100	1.09	1.08	1.00	mg/L	109	108	1 %
		Silver	EPA 200.7	1008263-006	<0.005	0.099	0.097	0.090	mg/L	110	107	2 %
		Sodium	EPA 200.7	1008263-006	3.20	13.8	13.7	10.0	mg/L	106	105	1 %
		Strontium	EPA 200.7	1008263-006	<0.100	1.13	1.10	1.00	mg/L	109	106	3 %
		Tin	EPA 200.7	1008263-006	<0.100	1.02	1.01	1.00	mg/L	109	108	1 %
		Titanium	EPA 200.7	1008263-006	<0.100	1.09	1.09	1.00	mg/L	109	109	<1%
		Vanadium	EPA 200.7	1008263-006	<0.010	1.12	1.10	1.00	mg/L	111	109	2 %
		Zinc	EPA 200.7	1008263-006	0.012	1.17	1.13	1.00	mg/L	116	112	3 %
QC1008508	MS 1	Mercury	EPA 200.8	1008263-001	<0.000100	0.000874	0.000902	0.001	mg/L	87	90	3 %
		Antimony	EPA 200.8	1008263-001	<0.0025	0.0100	0.0100	0.010	mg/L	100	100	<1%
		Arsenic	EPA 200.8	1008263-001	<0.0050	0.0512	0.0526	0.050	mg/L	99	102	3 %
		Lead	EPA 200.8	1008263-001	<0.0025	0.0089	0.0092	0.010	mg/L	83	86	3 %
		Selenium	EPA 200.8	1008263-001	0.0121	0.0620	0.0635	0.050	mg/L	100	103	2 %

QCBatchID	QCType	Parameter	Method	Spike Sample	Sample Result	MS Result	MSD Result	Spike Value	Units	MS % Rec.	MSD % Rec.	RPD
		Thallium	EPA 200.8	1008263-001	<0.0010	0.0080	0.0081	0.010	mg/L	78	80	1 %
		Uranium	EPA 200.8	1008263-001	0.0284	0.0403	0.0401	0.010	mg/L	119	118	<1%
QC1008509	MS 1	Mercury	EPA 200.8	1008263-002	<0.000100	0.001037	0.001069	0.001	mg/L	104	107	3 %
		Antimony	EPA 200.8	1008263-002	<0.0025	0.0096	0.0099	0.010	mg/L	96	99	3 %
		Arsenic	EPA 200.8	1008263-002	<0.0050	0.0491	0.0514	0.050	mg/L	98	103	5 %
		Lead	EPA 200.8	1008263-002	<0.0025	0.0104	0.0104	0.010	mg/L	104	104	<1%
		Selenium	EPA 200.8	1008263-002	<0.0050	0.0467	0.0497	0.050	mg/L	93	99	6 %
		Thallium	EPA 200.8	1008263-002	<0.0010	0.0096	0.0098	0.010	mg/L	96	98	2 %
		Uranium	EPA 200.8	1008263-002	<0.0100	0.0124	0.0124	0.010	mg/L	102	102	<1%
QC1008510	MS 1	Mercury	EPA 200.8	1008263-003	<0.000100	0.001011	0.001066	0.001	mg/L	101	107	5 %
		Antimony	EPA 200.8	1008263-003	<0.0025	0.0097	0.0098	0.010	mg/L	97	98	1 %
		Arsenic	EPA 200.8	1008263-003	<0.0050	0.0502	0.0511	0.050	mg/L	100	102	2 %
		Lead	EPA 200.8	1008263-003	<0.0025	0.0101	0.0101	0.010	mg/L	101	101	<1%
		Selenium	EPA 200.8	1008263-003	<0.0050	0.0501	0.0520	0.050	mg/L	100	104	4 %
		Thallium	EPA 200.8	1008263-003	<0.0010	0.0095	0.0096	0.010	mg/L	95	96	1 %
		Uranium	EPA 200.8	1008263-003	<0.0100	0.0107	0.0110	0.010	mg/L	94	97	3 %
QC1008547	MS 1	Mercury	EPA 200.8	1008263-004	<0.000100	0.001059	0.001075	0.001	mg/L	106	108	1 %
		Antimony	EPA 200.8	1008263-004	<0.0025	0.0097	0.0096	0.010	mg/L	97	96	1 %
		Arsenic	EPA 200.8	1008263-004	<0.0050	0.0491	0.0488	0.050	mg/L	98	98	1 %
		Lead	EPA 200.8	1008263-004	<0.0025	0.0102	0.0103	0.010	mg/L	102	103	1 %
		Selenium	EPA 200.8	1008263-004	<0.0050	0.0482	0.0478	0.050	mg/L	96	96	1 %
		Thallium	EPA 200.8	1008263-004	<0.0010	0.0097	0.0094	0.010	mg/L	97	94	3 %
		Uranium	EPA 200.8	1008263-004	<0.0100	0.0126	0.0125	0.010	mg/L	96	95	1 %
QC1008548	MS 1	Mercury	EPA 200.8	1008263-005	<0.000100	0.001012	0.001054	0.001	mg/L	101	105	4 %
		Antimony	EPA 200.8	1008263-005	<0.0025	0.0090	0.0092	0.010	mg/L	90	92	2 %
		Arsenic	EPA 200.8	1008263-005	<0.0050	0.0468	0.0480	0.050	mg/L	94	96	3 %
		Lead	EPA 200.8	1008263-005	<0.0025	0.0097	0.0099	0.010	mg/L	97	99	2 %
		Selenium	EPA 200.8	1008263-005	<0.0050	0.0442	0.0457	0.050	mg/L	88	91	3 %
		Thallium	EPA 200.8	1008263-005	<0.0010	0.0092	0.0090	0.010	mg/L	92	90	2 %
		Uranium	EPA 200.8	1008263-005	<0.0100	0.0139	0.0138	0.010	mg/L	90	89	1 %
QC1008550	MS 1	Mercury	EPA 200.8	1008263-006	<0.000100	0.000998	0.001031	0.001	mg/L	100	103	3 %
		Antimony	EPA 200.8	1008263-006	<0.0025	0.0091	0.0094	0.010	mg/L	91	94	3 %
		Arsenic	EPA 200.8	1008263-006	<0.0050	0.0460	0.0488	0.050	mg/L	92	98	6 %
		Lead	EPA 200.8	1008263-006	<0.0025	0.0093	0.0094	0.010	mg/L	93	94	1 %
		Selenium	EPA 200.8	1008263-006	<0.0050	0.0437	0.0462	0.050	mg/L	87	92	6 %
		Thallium	EPA 200.8	1008263-006	<0.0010	0.0088	0.0093	0.010	mg/L	88	93	6 %
		Uranium	EPA 200.8	1008263-006	<0.0100	0.0100	0.0104	0.010	mg/L	91	95	4 %

WETLAB
WESTERN ENVIRONMENTAL
TESTING LABORATORY

475 E. Greg Street #119 | Sparks, Nevada 89431 | tel (775) 355-0202 | fax (775) 355-0817 | www.WETLaboratory.com

9/2/2010

McClelland Laboratory
1016 Greg Street
Sparks, NV 89431
Attn: Gene McClelland

OrderID: *1008272*

Dear: Gene McClelland

This is to transmit the attached analytical report. The analytical data and information contained therein was generated using specified or selected methods contained in references, such as Standard Methods for the Examination of Water and Wastewater, 18th & 19th editions, Methods for Determination of Organic Compounds in Drinking Water, EPA-600/4-79-020, and Test Methods for Evaluation of Solid Waste, Physical/Chemical Methods (SW846) Third Edition.

The samples were received by WETLAB-Western Environmental Testing Laboratory in good condition on 8/16/2010. Additional comments are located on page 2 of this report.

If you should have any questions or comments regarding this report, please do not hesitate to call.

Sincerely,

Andy Smith
Laboratory Manager

Western Environmental Testing Laboratory
Report Comments

McClelland Laboratory - 1008272

General Comments

None

Specific Comments

Due to the sample matrix it was necessary to analyze the following at a dilution:
1008272-003 Cadmium
The reporting limits have been adjusted accordingly.

Data Qualifier Legend

B – Blank contamination; Analyte detected above the method reporting limit in an associated blank

HT – Sample held beyond the accepted holding time

J – The reported value is between the laboratory method detection limit and the laboratory practical quantitation limit

M – Reported value is estimated; The sample matrix interfered with the analysis

N – There was insufficient sample available to perform a spike and/or duplicate on this analytical batch.

NC – Not calculated due to matrix interference

Q – Reported value is estimated; The value failed to meet QC criteria for either precision or accuracy

SA – Reported value was calculated using the method of Standard Additions.

SC – Spike recovery not calculated. Sample concentration >4X the spike amount; therefore, the spike could not be adequately recovered.

Western Environmental Testing Laboratory
Analytical Report

McClelland Laboratory
1016 Greg Street
Sparks, NV 89431
Attn: Gene McClelland
Phone: (775) 356-1300 **Fax:** (775) 356-8917
PO\Project: *3438*

Date Printed: 9/2/2010
OrderID: *1008272*

Customer Sample ID: SRK 0864 MWMP
WETLAB Sample ID: 1008272-001

Collect Date/Time: 8/16/2010 09:00
Receive Date: 8/16/2010 15:25

PROFILE II

Parameter	Method	Results	Units	Reporting Limit	Date Analyzed
pH	SM 4500-H+ B	7.18	pH Units		8/16/2010
Bicarbonate (HCO3)	SM 2320B	6.4	mg/L	1.0	8/16/2010
Carbonate (CO3)	SM 2320B	<1.0	mg/L	1.0	8/16/2010
Hydroxide (OH)	SM 2320B	<1.0	mg/L	1.0	8/16/2010
Total Alkalinity	SM 2320B	5.2	mg/L as CaCO3	1.0	8/16/2010
Chloride	EPA 300.0	<1.0	mg/L	1.0	8/17/2010
Fluoride	EPA 300.0	<0.10	mg/L	0.10	8/17/2010
Sulfate	EPA 300.0	2.9	mg/L	1.0	8/17/2010
Nitrate Nitrogen	EPA 300.0	<1.0	mg/L	1.0	8/17/2010
Nitrite Nitrogen	EPA 300.0	<0.025	mg/L	0.025	8/17/2010
Total Dissolved Solids (TDS)	SM 2540C	<10	mg/L	10	8/18/2010
Aluminum	EPA 200.7	<0.045	mg/L	0.045	8/20/2010
Barium	EPA 200.7	<0.010	mg/L	0.010	8/20/2010
Beryllium	EPA 200.7	<0.0010	mg/L	0.0010	8/20/2010
Bismuth	EPA 200.7	<0.10	mg/L	0.10	8/20/2010
Boron	EPA 200.7	<0.10	mg/L	0.10	8/20/2010
Cadmium	EPA 200.7	<0.0010	mg/L	0.0010	8/20/2010
Calcium	EPA 200.7	2.5	mg/L	0.50	9/1/2010
Chromium	EPA 200.7	<0.0050	mg/L	0.0050	8/20/2010
Cobalt	EPA 200.7	<0.010	mg/L	0.010	8/20/2010
Copper	EPA 200.7	<0.050	mg/L	0.050	8/20/2010
Gallium	EPA 200.7	<0.10	mg/L	0.10	8/20/2010
Iron	EPA 200.7	0.012	mg/L	0.010	8/20/2010
Lithium	EPA 200.7	<0.10	mg/L	0.10	8/20/2010
Magnesium	EPA 200.7	<0.50	mg/L	0.50	8/20/2010
Manganese	EPA 200.7	0.0069	mg/L	0.0050	8/20/2010
Molybdenum	EPA 200.7	<0.010	mg/L	0.010	8/20/2010
Nickel	EPA 200.7	<0.010	mg/L	0.010	8/20/2010
Phosphorus	EPA 200.7	<0.50	mg/L	0.50	8/20/2010
Potassium	EPA 200.7	<0.50	mg/L	0.50	8/20/2010

Customer Sample ID: SRK 0864 MWMP **Collect Date/Time:** 8/16/2010 09:00
WETLAB Sample ID: 1008272-001 **Receive Date:** 8/16/2010 15:25

PROFILE II

Parameter	Method	Results	Units	Reporting Limit	Date Analyzed
Scandium	EPA 200.7	<0.10	mg/L	0.10	8/20/2010
Silver	EPA 200.7	<0.0050	mg/L	0.0050	8/20/2010
Sodium	EPA 200.7	0.82	mg/L	0.50	9/1/2010
Strontium	EPA 200.7	<0.10	mg/L	0.10	8/20/2010
Tin	EPA 200.7	<0.10	mg/L	0.10	8/20/2010
Titanium	EPA 200.7	<0.10	mg/L	0.10	8/20/2010
Vanadium	EPA 200.7	<0.010	mg/L	0.010	8/20/2010
Zinc	EPA 200.7	<0.010	mg/L	0.010	8/20/2010
Mercury	EPA 200.8	<0.00010	mg/L	0.00010	8/23/2010
Antimony	EPA 200.8	<0.0025	mg/L	0.0025	8/23/2010
Arsenic	EPA 200.8	<0.0050	mg/L	0.0050	8/23/2010
Lead	EPA 200.8	<0.0025	mg/L	0.0025	8/23/2010
Selenium	EPA 200.8	<0.0050	mg/L	0.0050	8/23/2010
Thallium	EPA 200.8	<0.0010	mg/L	0.0010	8/23/2010
Uranium	EPA 200.8	<0.010	mg/L	0.010	8/23/2010
Anions	Calculation	0.17	meq/L	0.10	
Cations	Calculation	0.16	meq/L	0.10	
Error	Calculation	1.2	%	1.0	

Customer Sample ID: SRK 0866 MWMP **Collect Date/Time:** 8/16/2010 09:00
WETLAB Sample ID: 1008272-002 **Receive Date:** 8/16/2010 15:25

PROFILE II

Parameter	Method	Results	Units	Reporting Limit	Date Analyzed
pH	SM 4500-H+ B	6.92	pH Units		8/16/2010
Bicarbonate (HCO3)	SM 2320B	3.6	mg/L	1.0	8/16/2010
Carbonate (CO3)	SM 2320B	<1.0	mg/L	1.0	8/16/2010
Hydroxide (OH)	SM 2320B	<1.0	mg/L	1.0	8/16/2010
Total Alkalinity	SM 2320B	3.0	mg/L as CaCO3	1.0	8/16/2010
Chloride	EPA 300.0	<1.0	mg/L	1.0	8/17/2010
Fluoride	EPA 300.0	<0.10	mg/L	0.10	8/17/2010
Sulfate	EPA 300.0	1.8	mg/L	1.0	8/17/2010
Nitrate Nitrogen	EPA 300.0	<1.0	mg/L	1.0	8/17/2010
Nitrite Nitrogen	EPA 300.0	<0.025	mg/L	0.025	8/17/2010
Total Dissolved Solids (TDS)	SM 2540C	18	mg/L	10	8/18/2010
Aluminum	EPA 200.7	<0.045	mg/L	0.045	8/20/2010
Barium	EPA 200.7	<0.010	mg/L	0.010	8/20/2010
Beryllium	EPA 200.7	<0.0010	mg/L	0.0010	8/20/2010
Bismuth	EPA 200.7	<0.10	mg/L	0.10	8/20/2010
Boron	EPA 200.7	<0.10	mg/L	0.10	8/20/2010
Cadmium	EPA 200.7	<0.0010	mg/L	0.0010	8/20/2010

Customer Sample ID: SRK 0866 MWMP
WETLAB Sample ID: 1008272-002
Collect Date/Time: 8/16/2010 09:00
Receive Date: 8/16/2010 15:25

PROFILE II

Parameter	Method	Results	Units	Reporting Limit	Date Analyzed
Calcium	EPA 200.7	1.3	mg/L	0.50	8/20/2010
Chromium	EPA 200.7	<0.0050	mg/L	0.0050	8/20/2010
Cobalt	EPA 200.7	<0.010	mg/L	0.010	8/20/2010
Copper	EPA 200.7	<0.050	mg/L	0.050	8/20/2010
Gallium	EPA 200.7	<0.10	mg/L	0.10	8/20/2010
Iron	EPA 200.7	0.020	mg/L	0.010	8/20/2010
Lithium	EPA 200.7	<0.10	mg/L	0.10	8/20/2010
Magnesium	EPA 200.7	<0.50	mg/L	0.50	8/20/2010
Manganese	EPA 200.7	0.0086	mg/L	0.0050	8/20/2010
Molybdenum	EPA 200.7	<0.010	mg/L	0.010	8/20/2010
Nickel	EPA 200.7	<0.010	mg/L	0.010	8/20/2010
Phosphorus	EPA 200.7	<0.50	mg/L	0.50	8/20/2010
Potassium	EPA 200.7	<0.50	mg/L	0.50	8/20/2010
Scandium	EPA 200.7	<0.10	mg/L	0.10	8/20/2010
Silver	EPA 200.7	<0.0050	mg/L	0.0050	8/20/2010
Sodium	EPA 200.7	<0.50	mg/L	0.50	8/20/2010
Strontium	EPA 200.7	<0.10	mg/L	0.10	8/20/2010
Tin	EPA 200.7	<0.10	mg/L	0.10	8/20/2010
Titanium	EPA 200.7	<0.10	mg/L	0.10	8/20/2010
Vanadium	EPA 200.7	<0.010	mg/L	0.010	8/20/2010
Zinc	EPA 200.7	<0.010	mg/L	0.010	8/20/2010
Mercury	EPA 200.8	<0.00010	mg/L	0.00010	8/23/2010
Antimony	EPA 200.8	<0.0025	mg/L	0.0025	8/23/2010
Arsenic	EPA 200.8	<0.0050	mg/L	0.0050	8/23/2010
Lead	EPA 200.8	<0.0025	mg/L	0.0025	8/23/2010
Selenium	EPA 200.8	<0.0050	mg/L	0.0050	8/23/2010
Thallium	EPA 200.8	<0.0010	mg/L	0.0010	8/23/2010
Uranium	EPA 200.8	<0.010	mg/L	0.010	8/23/2010
Anions	Calculation	<0.10	meq/L	0.10	
Cations	Calculation	<0.10	meq/L	0.10	
Error	Calculation	NA	%	1.0	

Customer Sample ID: SRK 0867 MWMP
WETLAB Sample ID: 1008272-003
Collect Date/Time: 8/16/2010 09:00
Receive Date: 8/16/2010 15:25

PROFILE II

Parameter	Method	Results	Units	Reporting Limit	Date Analyzed
pH	SM 4500-H+ B	4.84	pH Units		8/16/2010
Bicarbonate (HCO3)	SM 2320B	<1.0	mg/L	1.0	8/16/2010
Carbonate (CO3)	SM 2320B	<1.0	mg/L	1.0	8/16/2010
Hydroxide (OH)	SM 2320B	<1.0	mg/L	1.0	8/16/2010

Customer Sample ID: SRK 0867 MWMP **Collect Date/Time:** 8/16/2010 09:00

WETLAB Sample ID: 1008272-003 **Receive Date:** 8/16/2010 15:25

PROFILE II

Parameter	Method	Results	Units	Reporting Limit	Date Analyzed
Total Alkalinity	SM 2320B	<1.0	mg/L as CaCO3	1.0	8/16/2010
Chloride	EPA 300.0	<1.0	mg/L	1.0	8/17/2010
Fluoride	EPA 300.0	1.6	mg/L	0.10	8/17/2010
Sulfate	EPA 300.0	130	mg/L	1.0	8/17/2010
Nitrate Nitrogen	EPA 300.0	<1.0	mg/L	1.0	8/17/2010
Nitrite Nitrogen	EPA 300.0	<0.025	mg/L	0.025	8/17/2010
Total Dissolved Solids (TDS)	SM 2540C	180	mg/L	10	8/18/2010
Aluminum	EPA 200.7	1.6	mg/L	0.045	8/20/2010
Barium	EPA 200.7	<0.010	mg/L	0.010	8/20/2010
Beryllium	EPA 200.7	0.0012	mg/L	0.0010	8/20/2010
Bismuth	EPA 200.7	<0.10	mg/L	0.10	8/20/2010
Boron	EPA 200.7	<0.10	mg/L	0.10	8/20/2010
Cadmium	EPA 200.7	<0.0050	mg/L	0.0050	8/23/2010
Calcium	EPA 200.7	23	mg/L	0.50	8/20/2010
Chromium	EPA 200.7	<0.0050	mg/L	0.0050	8/20/2010
Cobalt	EPA 200.7	0.033	mg/L	0.010	8/20/2010
Copper	EPA 200.7	17	mg/L	0.050	8/20/2010
Gallium	EPA 200.7	<0.10	mg/L	0.10	8/20/2010
Iron	EPA 200.7	1.3	mg/L	0.010	8/20/2010
Lithium	EPA 200.7	<0.10	mg/L	0.10	8/20/2010
Magnesium	EPA 200.7	3.8	mg/L	0.50	8/20/2010
Manganese	EPA 200.7	1.2	mg/L	0.0050	8/20/2010
Molybdenum	EPA 200.7	<0.010	mg/L	0.010	8/20/2010
Nickel	EPA 200.7	0.069	mg/L	0.010	8/20/2010
Phosphorus	EPA 200.7	<0.50	mg/L	0.50	8/20/2010
Potassium	EPA 200.7	1.0	mg/L	0.50	8/20/2010
Scandium	EPA 200.7	<0.10	mg/L	0.10	8/20/2010
Silver	EPA 200.7	<0.0050	mg/L	0.0050	8/20/2010
Sodium	EPA 200.7	<0.50	mg/L	0.50	8/20/2010
Strontium	EPA 200.7	<0.10	mg/L	0.10	8/20/2010
Tin	EPA 200.7	<0.10	mg/L	0.10	8/20/2010
Titanium	EPA 200.7	<0.10	mg/L	0.10	8/20/2010
Vanadium	EPA 200.7	<0.010	mg/L	0.010	8/20/2010
Zinc	EPA 200.7	0.12	mg/L	0.010	8/20/2010
Mercury	EPA 200.8	<0.00010	mg/L	0.00010	8/23/2010
Antimony	EPA 200.8	<0.0025	mg/L	0.0025	8/23/2010
Arsenic	EPA 200.8	<0.0050	mg/L	0.0050	8/23/2010
Lead	EPA 200.8	<0.0025	mg/L	0.0025	8/23/2010
Selenium	EPA 200.8	<0.0050	mg/L	0.0050	8/23/2010
Thallium	EPA 200.8	<0.0010	mg/L	0.0010	8/23/2010
Uranium	EPA 200.8	<0.010	mg/L	0.010	8/23/2010

Customer Sample ID: SRK 0867 MWMP **Collect Date/Time:** 8/16/2010 09:00
WETLAB Sample ID: 1008272-003 **Receive Date:** 8/16/2010 15:25

PROFILE II

Parameter	Method	Results	Units	Reporting Limit	Date Analyzed
Anions	Calculation	2.79	meq/L	0.10	
Cations	Calculation	2.32	meq/L	0.10	
Error	Calculation	9.3	%	1.0	

Customer Sample ID: SRK 0868 MWMP **Collect Date/Time:** 8/16/2010 09:00
WETLAB Sample ID: 1008272-004 **Receive Date:** 8/16/2010 15:25

PROFILE II

Parameter	Method	Results	Units	Reporting Limit	Date Analyzed
pH	SM 4500-H+ B	5.48	pH Units		8/16/2010
Bicarbonate (HCO3)	SM 2320B	<1.0	mg/L	1.0	8/16/2010
Carbonate (CO3)	SM 2320B	<1.0	mg/L	1.0	8/16/2010
Hydroxide (OH)	SM 2320B	<1.0	mg/L	1.0	8/16/2010
Total Alkalinity	SM 2320B	<1.0	mg/L as CaCO3	1.0	8/16/2010
Chloride	EPA 300.0	<1.0	mg/L	1.0	8/17/2010
Fluoride	EPA 300.0	0.88	mg/L	0.10	8/17/2010
Sulfate	EPA 300.0	130	mg/L	1.0	8/17/2010
Nitrate Nitrogen	EPA 300.0	<1.0	mg/L	1.0	8/17/2010
Nitrite Nitrogen	EPA 300.0	<0.025	mg/L	0.025	8/17/2010
Total Dissolved Solids (TDS)	SM 2540C	190	mg/L	10	8/18/2010
Aluminum	EPA 200.7	0.28	mg/L	0.045	8/20/2010
Barium	EPA 200.7	<0.010	mg/L	0.010	8/20/2010
Beryllium	EPA 200.7	<0.0010	mg/L	0.0010	8/20/2010
Bismuth	EPA 200.7	<0.10	mg/L	0.10	8/20/2010
Boron	EPA 200.7	<0.10	mg/L	0.10	8/20/2010
Cadmium	EPA 200.7	0.0022	mg/L	0.0010	8/20/2010
Calcium	EPA 200.7	40	mg/L	0.50	8/20/2010
Chromium	EPA 200.7	<0.0050	mg/L	0.0050	8/20/2010
Cobalt	EPA 200.7	<0.010	mg/L	0.010	8/20/2010
Copper	EPA 200.7	1.5	mg/L	0.050	8/20/2010
Gallium	EPA 200.7	<0.10	mg/L	0.10	8/20/2010
Iron	EPA 200.7	<0.010	mg/L	0.010	8/20/2010
Lithium	EPA 200.7	<0.10	mg/L	0.10	8/20/2010
Magnesium	EPA 200.7	3.2	mg/L	0.50	8/20/2010
Manganese	EPA 200.7	0.20	mg/L	0.0050	8/20/2010
Molybdenum	EPA 200.7	<0.010	mg/L	0.010	8/20/2010
Nickel	EPA 200.7	<0.010	mg/L	0.010	8/20/2010
Phosphorus	EPA 200.7	<0.50	mg/L	0.50	8/20/2010
Potassium	EPA 200.7	1.9	mg/L	0.50	8/20/2010
Scandium	EPA 200.7	<0.10	mg/L	0.10	8/20/2010
Silver	EPA 200.7	<0.0050	mg/L	0.0050	8/20/2010

Customer Sample ID: SRK 0868 MWMP
WETLAB Sample ID: 1008272-004
Collect Date/Time: 8/16/2010 09:00
Receive Date: 8/16/2010 15:25

PROFILE II

Parameter	Method	Results	Units	Reporting Limit	Date Analyzed
Sodium	EPA 200.7	1.3	mg/L	0.50	8/20/2010
Strontium	EPA 200.7	0.15	mg/L	0.10	8/20/2010
Tin	EPA 200.7	<0.10	mg/L	0.10	8/20/2010
Titanium	EPA 200.7	<0.10	mg/L	0.10	8/20/2010
Vanadium	EPA 200.7	<0.010	mg/L	0.010	8/20/2010
Zinc	EPA 200.7	0.12	mg/L	0.010	8/20/2010
Mercury	EPA 200.8	<0.00010	mg/L	0.00010	8/23/2010
Antimony	EPA 200.8	<0.0025	mg/L	0.0025	8/23/2010
Arsenic	EPA 200.8	<0.0050	mg/L	0.0050	8/23/2010
Lead	EPA 200.8	<0.0025	mg/L	0.0025	8/23/2010
Selenium	EPA 200.8	<0.0050	mg/L	0.0050	8/23/2010
Thallium	EPA 200.8	<0.0010	mg/L	0.0010	8/23/2010
Uranium	EPA 200.8	<0.010	mg/L	0.010	8/23/2010
Anions	Calculation	2.75	meq/L	0.10	
Cations	Calculation	2.45	meq/L	0.10	
Error	Calculation	5.7	%	1.0	

Customer Sample ID: SRK 0870 MWMP
WETLAB Sample ID: 1008272-005
Collect Date/Time: 8/16/2010 09:00
Receive Date: 8/16/2010 15:25

PROFILE II

Parameter	Method	Results	Units	Reporting Limit	Date Analyzed
pH	SM 4500-H+ B	4.96	pH Units		8/16/2010
Bicarbonate (HCO3)	SM 2320B	<1.0	mg/L	1.0	8/16/2010
Carbonate (CO3)	SM 2320B	<1.0	mg/L	1.0	8/16/2010
Hydroxide (OH)	SM 2320B	<1.0	mg/L	1.0	8/16/2010
Total Alkalinity	SM 2320B	<1.0	mg/L as CaCO3	1.0	8/16/2010
Chloride	EPA 300.0	<1.0	mg/L	1.0	8/17/2010
Fluoride	EPA 300.0	1.1	mg/L	0.10	8/17/2010
Sulfate	EPA 300.0	130	mg/L	1.0	8/17/2010
Nitrate Nitrogen	EPA 300.0	<1.0	mg/L	1.0	8/17/2010
Nitrite Nitrogen	EPA 300.0	<0.025	mg/L	0.025	8/17/2010
Total Dissolved Solids (TDS)	SM 2540C	190	mg/L	10	8/18/2010
Aluminum	EPA 200.7	1.2	mg/L	0.045	8/20/2010
Barium	EPA 200.7	<0.010	mg/L	0.010	8/20/2010
Beryllium	EPA 200.7	0.0045	mg/L	0.0010	8/20/2010
Bismuth	EPA 200.7	<0.10	mg/L	0.10	8/20/2010
Boron	EPA 200.7	<0.10	mg/L	0.10	8/20/2010
Cadmium	EPA 200.7	0.015	mg/L	0.0010	8/20/2010
Calcium	EPA 200.7	24	mg/L	0.50	8/20/2010
Chromium	EPA 200.7	<0.0050	mg/L	0.0050	8/20/2010

Customer Sample ID: SRK 0870 MWMP
WETLAB Sample ID: 1008272-005
Collect Date/Time: 8/16/2010 09:00
Receive Date: 8/16/2010 15:25

PROFILE II

Parameter	Method	Results	Units	Reporting Limit	Date Analyzed
Cobalt	EPA 200.7	0.048	mg/L	0.010	8/20/2010
Copper	EPA 200.7	8.6	mg/L	0.050	8/20/2010
Gallium	EPA 200.7	<0.10	mg/L	0.10	8/20/2010
Iron	EPA 200.7	0.041	mg/L	0.010	8/20/2010
Lithium	EPA 200.7	<0.10	mg/L	0.10	8/20/2010
Magnesium	EPA 200.7	6.6	mg/L	0.50	8/20/2010
Manganese	EPA 200.7	1.3	mg/L	0.0050	8/20/2010
Molybdenum	EPA 200.7	<0.010	mg/L	0.010	8/20/2010
Nickel	EPA 200.7	0.039	mg/L	0.010	8/20/2010
Phosphorus	EPA 200.7	<0.50	mg/L	0.50	8/20/2010
Potassium	EPA 200.7	0.77	mg/L	0.50	8/20/2010
Scandium	EPA 200.7	<0.10	mg/L	0.10	8/20/2010
Silver	EPA 200.7	<0.0050	mg/L	0.0050	8/20/2010
Sodium	EPA 200.7	1.8	mg/L	0.50	8/20/2010
Strontium	EPA 200.7	<0.10	mg/L	0.10	8/20/2010
Tin	EPA 200.7	<0.10	mg/L	0.10	8/20/2010
Titanium	EPA 200.7	<0.10	mg/L	0.10	8/20/2010
Vanadium	EPA 200.7	<0.010	mg/L	0.010	8/20/2010
Zinc	EPA 200.7	0.26	mg/L	0.010	8/20/2010
Mercury	EPA 200.8	<0.00010	mg/L	0.00010	8/23/2010
Antimony	EPA 200.8	<0.0025	mg/L	0.0025	8/23/2010
Arsenic	EPA 200.8	<0.0050	mg/L	0.0050	8/23/2010
Lead	EPA 200.8	<0.0025	mg/L	0.0025	8/23/2010
Selenium	EPA 200.8	<0.0050	mg/L	0.0050	8/23/2010
Thallium	EPA 200.8	<0.0010	mg/L	0.0010	8/23/2010
Uranium	EPA 200.8	<0.010	mg/L	0.010	8/23/2010
Anions	Calculation	2.76	meq/L	0.10	
Cations	Calculation	2.30	meq/L	0.10	
Error	Calculation	9.2	%	1.0	

Customer Sample ID: SRK 0871 MWMP
WETLAB Sample ID: 1008272-006
Collect Date/Time: 8/16/2010 09:00
Receive Date: 8/16/2010 15:25

PROFILE II

Parameter	Method	Results	Units	Reporting Limit	Date Analyzed
pH	SM 4500-H+ B	6.91 Q	pH Units		8/16/2010
Bicarbonate (HCO3)	SM 2320B	4.2	mg/L	1.0	8/16/2010
Carbonate (CO3)	SM 2320B	<1.0	mg/L	1.0	8/16/2010
Hydroxide (OH)	SM 2320B	<1.0	mg/L	1.0	8/16/2010
Total Alkalinity	SM 2320B	3.4	mg/L as CaCO3	1.0	8/16/2010
Chloride	EPA 300.0	<1.0	mg/L	1.0	8/17/2010

Customer Sample ID: SRK 0871 MWMP **Collect Date/Time:** 8/16/2010 09:00

WETLAB Sample ID: 1008272-006 **Receive Date:** 8/16/2010 15:25

PROFILE II

Parameter	Method	Results	Units	Reporting Limit	Date Analyzed
Fluoride	EPA 300.0	<0.10	mg/L	0.10	8/17/2010
Sulfate	EPA 300.0	<1.0	mg/L	1.0	8/17/2010
Nitrate Nitrogen	EPA 300.0	<1.0	mg/L	1.0	8/17/2010
Nitrite Nitrogen	EPA 300.0	0.071	mg/L	0.025	8/17/2010
Total Dissolved Solids (TDS)	SM 2540C	<10	mg/L	10	8/18/2010
Aluminum	EPA 200.7	<0.045	mg/L	0.045	8/20/2010
Barium	EPA 200.7	<0.010	mg/L	0.010	8/20/2010
Beryllium	EPA 200.7	<0.0010	mg/L	0.0010	8/20/2010
Bismuth	EPA 200.7	<0.10	mg/L	0.10	8/20/2010
Boron	EPA 200.7	<0.10	mg/L	0.10	8/20/2010
Cadmium	EPA 200.7	<0.0010	mg/L	0.0010	8/20/2010
Calcium	EPA 200.7	0.58	mg/L	0.50	8/20/2010
Chromium	EPA 200.7	<0.0050	mg/L	0.0050	8/20/2010
Cobalt	EPA 200.7	<0.010	mg/L	0.010	8/20/2010
Copper	EPA 200.7	<0.050	mg/L	0.050	8/20/2010
Gallium	EPA 200.7	<0.10	mg/L	0.10	8/20/2010
Iron	EPA 200.7	<0.010	mg/L	0.010	8/20/2010
Lithium	EPA 200.7	<0.10	mg/L	0.10	8/20/2010
Magnesium	EPA 200.7	<0.50	mg/L	0.50	8/20/2010
Manganese	EPA 200.7	<0.0050	mg/L	0.0050	8/20/2010
Molybdenum	EPA 200.7	<0.010	mg/L	0.010	8/20/2010
Nickel	EPA 200.7	<0.010	mg/L	0.010	8/20/2010
Phosphorus	EPA 200.7	<0.50	mg/L	0.50	8/20/2010
Potassium	EPA 200.7	1.3	mg/L	0.50	8/20/2010
Scandium	EPA 200.7	<0.10	mg/L	0.10	8/20/2010
Silver	EPA 200.7	<0.0050	mg/L	0.0050	8/20/2010
Sodium	EPA 200.7	<0.50	mg/L	0.50	8/20/2010
Strontium	EPA 200.7	<0.10	mg/L	0.10	8/20/2010
Tin	EPA 200.7	<0.10	mg/L	0.10	8/20/2010
Titanium	EPA 200.7	<0.10	mg/L	0.10	8/20/2010
Vanadium	EPA 200.7	<0.010	mg/L	0.010	8/20/2010
Zinc	EPA 200.7	<0.010	mg/L	0.010	8/20/2010
Mercury	EPA 200.8	<0.00010	mg/L	0.00010	8/23/2010
Antimony	EPA 200.8	<0.0025	mg/L	0.0025	8/23/2010
Arsenic	EPA 200.8	<0.0050	mg/L	0.0050	8/23/2010
Lead	EPA 200.8	<0.0025	mg/L	0.0025	8/23/2010
Selenium	EPA 200.8	<0.0050	mg/L	0.0050	8/23/2010
Thallium	EPA 200.8	<0.0010	mg/L	0.0010	8/23/2010
Uranium	EPA 200.8	<0.010	mg/L	0.010	8/23/2010
Anions	Calculation	<0.10	meq/L	0.10	
Cations	Calculation	<0.10	meq/L	0.10	

Customer Sample ID: SRK 0871 MWMP **Collect Date/Time:** 8/16/2010 09:00

WETLAB Sample ID: 1008272-006 **Receive Date:** 8/16/2010 15:25

PROFILE II

Parameter	Method	Results	Units	Reporting Limit	Date Analyzed
Error	Calculation	NA	%	1.0	

Western Environmental Testing Laboratory
QC Report

QCBatchID	QCType	Parameter	Method	Result	Units
QC1008475	Blank 1	Fluoride	EPA 300.0	<0.10	mg/L
QC1008475	Blank 2	Fluoride	EPA 300.0	<0.10	mg/L
QC1008475	Blank 3	Fluoride	EPA 300.0	<0.10	mg/L
QC1008476	Blank 1	Chloride	EPA 300.0	<1.0	mg/L
QC1008476	Blank 2	Chloride	EPA 300.0	<1.0	mg/L
QC1008476	Blank 3	Chloride	EPA 300.0	<1.0	mg/L
QC1008478	Blank 1	Nitrite Nitrogen	EPA 300.0	<0.025	mg/L
QC1008478	Blank 2	Nitrite Nitrogen	EPA 300.0	<0.025	mg/L
QC1008478	Blank 3	Nitrite Nitrogen	EPA 300.0	<0.025	mg/L
QC1008479	Blank 1	Nitrate Nitrogen	EPA 300.0	<1.0	mg/L
QC1008479	Blank 2	Nitrate Nitrogen	EPA 300.0	<1.0	mg/L
QC1008479	Blank 3	Nitrate Nitrogen	EPA 300.0	<1.0	mg/L
QC1008482	Blank 1	Sulfate	EPA 300.0	<1.0	mg/L
QC1008482	Blank 2	Sulfate	EPA 300.0	<1.0	mg/L
QC1008482	Blank 3	Sulfate	EPA 300.0	<1.0	mg/L
QC1008565	Blank 1	Total Dissolved Solids (TDS)	SM 2540C	<10	mg/L
QC1008565	Blank 2	Total Dissolved Solids (TDS)	SM 2540C	<10	mg/L
QC1008587	Blank 1	Aluminum	EPA 200.7	<0.045	mg/L
		Barium	EPA 200.7	<0.010	mg/L
		Beryllium	EPA 200.7	<0.0010	mg/L
		Bismuth	EPA 200.7	<0.10	mg/L
		Boron	EPA 200.7	<0.10	mg/L
		Cadmium	EPA 200.7	<0.0010	mg/L
		Calcium	EPA 200.7	<0.50	mg/L
		Chromium	EPA 200.7	<0.0050	mg/L
		Cobalt	EPA 200.7	<0.010	mg/L
		Copper	EPA 200.7	<0.050	mg/L
		Gallium	EPA 200.7	<0.10	mg/L
		Iron	EPA 200.7	<0.010	mg/L
		Lithium	EPA 200.7	<0.10	mg/L
		Magnesium	EPA 200.7	<0.50	mg/L
		Manganese	EPA 200.7	<0.0050	mg/L
		Molybdenum	EPA 200.7	<0.010	mg/L
		Nickel	EPA 200.7	<0.010	mg/L
		Phosphorus	EPA 200.7	<0.50	mg/L
		Potassium	EPA 200.7	<0.50	mg/L
		Scandium	EPA 200.7	<0.10	mg/L
		Silver	EPA 200.7	<0.0050	mg/L
		Sodium	EPA 200.7	<0.50	mg/L
		Strontium	EPA 200.7	<0.10	mg/L
		Tin	EPA 200.7	<0.10	mg/L
		Titanium	EPA 200.7	<0.10	mg/L
		Vanadium	EPA 200.7	<0.010	mg/L
		Zinc	EPA 200.7	<0.010	mg/L
QC1008616	Blank 1	Mercury	EPA 200.8	<0.00010	mg/L
		Antimony	EPA 200.8	<0.0025	mg/L
		Arsenic	EPA 200.8	<0.0050	mg/L
		Lead	EPA 200.8	<0.0025	mg/L
		Selenium	EPA 200.8	<0.0050	mg/L
		Thallium	EPA 200.8	<0.0010	mg/L

QCBatchID	QCType	Parameter	Method	Result	Units
		Uranium	EPA 200.8	<0.010	mg/L

QCBatchID	QCType	Parameter	Method	Result	Actual	% Recovery	Units
QC1008445	LCS 1	pH	SM 4500-H+ B	7.01	7.00	100	pH Units
QC1008446	LCS 1	Alkalinity	SM 2320B	96.5	100	96	mg/L
QC1008475	LCS 1	Fluoride	EPA 300.0	2.04	2.00	102	mg/L
QC1008476	LCS 1	Chloride	EPA 300.0	10.1	10.0	101	mg/L
QC1008478	LCS 1	Nitrite Nitrogen	EPA 300.0	0.540	0.500	108	mg/L
QC1008479	LCS 1	Nitrate Nitrogen	EPA 300.0	1.96	2.00	98	mg/L
QC1008482	LCS 1	Sulfate	EPA 300.0	25.8	25.0	103	mg/L
QC1008565	LCS 1	Total Dissolved Solids (TDS)	SM 2540C	147	150	98	mg/L
QC1008565	LCS 2	Total Dissolved Solids (TDS)	SM 2540C	147	150	98	mg/L
QC1008587	LCS 1	Aluminum	EPA 200.7	1.00	1.00	100	mg/L
		Barium	EPA 200.7	0.989	1.00	99	mg/L
		Beryllium	EPA 200.7	0.991	1.00	99	mg/L
		Bismuth	EPA 200.7	1.01	1.00	101	mg/L
		Boron	EPA 200.7	0.964	1.00	96	mg/L
		Cadmium	EPA 200.7	0.988	1.00	99	mg/L
		Calcium	EPA 200.7	9.95	10.0	100	mg/L
		Chromium	EPA 200.7	0.973	1.00	97	mg/L
		Cobalt	EPA 200.7	0.987	1.00	99	mg/L
		Copper	EPA 200.7	4.94	5.00	99	mg/L
		Gallium	EPA 200.7	0.996	1.00	100	mg/L
		Iron	EPA 200.7	1.00	1.00	100	mg/L
		Lithium	EPA 200.7	0.995	1.00	100	mg/L
		Magnesium	EPA 200.7	9.96	10.0	100	mg/L
		Manganese	EPA 200.7	0.987	1.00	99	mg/L
		Molybdenum	EPA 200.7	0.962	1.00	96	mg/L
		Nickel	EPA 200.7	4.92	5.00	98	mg/L
		Phosphorus	EPA 200.7	4.81	5.00	96	mg/L
		Potassium	EPA 200.7	10.1	10.0	101	mg/L
		Scandium	EPA 200.7	0.995	1.00	100	mg/L
		Silver	EPA 200.7	0.090	0.090	100	mg/L
		Sodium	EPA 200.7	9.90	10.0	99	mg/L
		Strontium	EPA 200.7	0.991	1.00	99	mg/L
		Tin	EPA 200.7	0.959	1.00	96	mg/L
		Titanium	EPA 200.7	1.00	1.00	100	mg/L
		Vanadium	EPA 200.7	0.984	1.00	98	mg/L
		Zinc	EPA 200.7	0.990	1.00	99	mg/L
QC1008616	LCS 1	Mercury	EPA 200.8	0.000964	0.001	96	mg/L
		Antimony	EPA 200.8	0.0108	0.010	108	mg/L
		Arsenic	EPA 200.8	0.0546	0.050	109	mg/L
		Lead	EPA 200.8	0.0104	0.010	104	mg/L
		Selenium	EPA 200.8	0.0517	0.050	103	mg/L
		Thallium	EPA 200.8	0.0105	0.010	105	mg/L
		Uranium	EPA 200.8	0.0105	0.010	105	mg/L

QCBatchID	QCType	Parameter	Method	Duplicate Sample	Sample Result	Duplicate Result	Units	RPD
QC1008445	Duplicate 1	pH	SM 4500-H+ B	1008266-001	7.96	7.96	pH Units	<1%
QC1008445	Duplicate 2	pH	SM 4500-H+ B	1008272-006	6.91	6.77	pH Units	2 %
QC1008446	Duplicate 1	Bicarbonate (HCO3)	SM 2320B	1008266-001	52.8	51.9	mg/L	2 %
		Carbonate (CO3)	SM 2320B	1008266-001	<1.000	<1.000	mg/L	<1%
		Hydroxide (OH)	SM 2320B	1008266-001	<1.000	<1.000	mg/L	<1%
		Total Alkalinity	SM 2320B	1008266-001	43.3	42.6	mg/L as CaCO3	2 %
QC1008446	Duplicate 2	Bicarbonate (HCO3)	SM 2320B	1008272-006	4.21	3.94	mg/L	7 %

QCBatchID	QCType	Parameter	Method	Duplicate Sample	Sample Result	Duplicate Result	Units	RPD
		Carbonate (CO3)	SM 2320B	1008272-006	<1.000	<1.000	mg/L	<1%
		Hydroxide (OH)	SM 2320B	1008272-006	<1.000	<1.000	mg/L	<1%
		Total Alkalinity	SM 2320B	1008272-006	3.45	3.23	mg/L as CaCO3	7 %
QC1008565	Duplicate 1	Total Dissolved Solids (TDS)	SM 2540C	1008272-001	<10.00	<10.0	mg/L	35 %
QC1008565	Duplicate 2	Total Dissolved Solids (TDS)	SM 2540C	1008273-003	47.0	44.0	mg/L	7 %
QC1008565	Duplicate 3	Total Dissolved Solids (TDS)	SM 2540C	1008273-013	53.0	48.0	mg/L	10 %
QC1008565	Duplicate 4	Total Dissolved Solids (TDS)	SM 2540C	1008282-001	420	404	mg/L	4 %

QCBatchID	QCType	Parameter	Method	Spike Sample	Sample Result	MS Result	MSD Result	Spike Value	Units	MS % Rec.	MSD % Rec.	RPD
QC1008475	MS 1	Fluoride	EPA 300.0	1008272-002	<0.100	1.89	2.08	2.00	mg/L	91	101	10 %
QC1008475	MS 2	Fluoride	EPA 300.0	1008272-006	<0.100	2.42	2.18	2.00	mg/L	118	106	10 %
QC1008476	MS 1	Chloride	EPA 300.0	1008272-002	<1.000	5.19	5.35	5.00	mg/L	102	105	3 %
QC1008476	MS 2	Chloride	EPA 300.0	1008272-006	<1.000	5.20	5.27	5.00	mg/L	102	103	1 %
QC1008478	MS 1	Nitrite Nitrogen	EPA 300.0	1008272-002	<0.025	0.513	0.504	0.500	mg/L	101	99	2 %
QC1008478	MS 2	Nitrite Nitrogen	EPA 300.0	1008272-006	0.071	0.555	0.555	0.500	mg/L	97	97	<1%
QC1008479	MS 1	Nitrate Nitrogen	EPA 300.0	1008272-002	<1.000	2.03	2.09	2.00	mg/L	97	100	3 %
QC1008479	MS 2	Nitrate Nitrogen	EPA 300.0	1008272-006	<1.000	2.15	2.18	2.00	mg/L	98	100	1 %
QC1008482	MS 1	Sulfate	EPA 300.0	1008272-002	1.75	12.0	12.3	10.0	mg/L	103	106	2 %
QC1008482	MS 2	Sulfate	EPA 300.0	1008272-006	<1.000	11.7	11.4	10.0	mg/L	110	107	3 %
QC1008587	MS 1	Aluminum	EPA 200.7	1008272-001	<0.045	1.02	1.02	1.00	mg/L	99	99	<1%
		Barium	EPA 200.7	1008272-001	<0.010	1.02	1.01	1.00	mg/L	102	101	1 %
		Beryllium	EPA 200.7	1008272-001	<0.001	0.995	1.01	1.00	mg/L	99	101	1 %
		Bismuth	EPA 200.7	1008272-001	<0.100	1.02	1.03	1.00	mg/L	102	103	1 %
		Boron	EPA 200.7	1008272-001	<0.100	1.00	1.00	1.00	mg/L	99	99	<1%
		Cadmium	EPA 200.7	1008272-001	<0.001	1.02	1.02	1.00	mg/L	102	102	<1%
		Calcium	EPA 200.7	1008272-001	2.20	12.4	12.4	10.0	mg/L	102	102	<1%
		Chromium	EPA 200.7	1008272-001	<0.005	0.994	0.994	1.00	mg/L	99	99	<1%
		Cobalt	EPA 200.7	1008272-001	<0.010	1.01	1.00	1.00	mg/L	101	100	1 %
		Copper	EPA 200.7	1008272-001	<0.050	4.95	5.00	5.00	mg/L	99	100	1 %
		Gallium	EPA 200.7	1008272-001	<0.100	1.00	1.01	1.00	mg/L	100	101	1 %
		Iron	EPA 200.7	1008272-001	0.012	1.03	1.03	1.00	mg/L	102	102	<1%
		Lithium	EPA 200.7	1008272-001	<0.100	0.990	1.00	1.00	mg/L	99	100	1 %
		Magnesium	EPA 200.7	1008272-001	<0.500	10.5	10.5	10.0	mg/L	102	102	<1%
		Manganese	EPA 200.7	1008272-001	0.007	0.998	0.992	1.00	mg/L	99	99	1 %
		Molybdenum	EPA 200.7	1008272-001	<0.010	0.987	1.00	1.00	mg/L	99	100	1 %
		Nickel	EPA 200.7	1008272-001	<0.010	5.02	5.01	5.00	mg/L	100	100	<1%
		Phosphorus	EPA 200.7	1008272-001	<0.500	5.03	5.10	5.00	mg/L	100	101	1 %
		Potassium	EPA 200.7	1008272-001	<0.500	10.5	10.6	10.0	mg/L	100	101	1 %
		Scandium	EPA 200.7	1008272-001	<0.100	0.998	1.01	1.00	mg/L	100	101	1 %
		Silver	EPA 200.7	1008272-001	<0.005	0.091	0.091	0.090	mg/L	101	100	<1%
		Sodium	EPA 200.7	1008272-001	0.825	10.6	10.6	10.0	mg/L	101	101	<1%
		Strontium	EPA 200.7	1008272-001	<0.100	1.01	1.03	1.00	mg/L	100	102	2 %
		Tin	EPA 200.7	1008272-001	<0.100	0.979	0.973	1.00	mg/L	100	99	1 %
		Titanium	EPA 200.7	1008272-001	<0.100	1.02	1.03	1.00	mg/L	102	103	1 %
		Vanadium	EPA 200.7	1008272-001	<0.010	1.01	1.01	1.00	mg/L	101	101	<1%
		Zinc	EPA 200.7	1008272-001	<0.010	1.01	1.02	1.00	mg/L	101	102	1 %
QC1008616	MS 1	Mercury	EPA 200.8	1008272-001	<0.000100	0.001123	0.001129	0.001	mg/L	112	113	1 %
		Antimony	EPA 200.8	1008272-001	<0.0025	0.0105	0.0102	0.010	mg/L	105	101	3 %
		Arsenic	EPA 200.8	1008272-001	<0.0050	0.0535	0.0525	0.050	mg/L	107	105	2 %
		Lead	EPA 200.8	1008272-001	<0.0025	0.0105	0.0103	0.010	mg/L	105	103	2 %
		Selenium	EPA 200.8	1008272-001	<0.0050	0.0502	0.0501	0.050	mg/L	100	100	<1%
		Thallium	EPA 200.8	1008272-001	<0.0010	0.0105	0.0104	0.010	mg/L	105	104	1 %
		Uranium	EPA 200.8	1008272-001	<0.0100	0.0106	0.0103	0.010	mg/L	106	103	3 %

WETLAB
WESTERN ENVIRONMENTAL TESTING LABORATORY
Specializing in Soil, Hazardous Waste and Water Analysis.
475 E. Greg Street #119 | Sparks, Nevada 89431
tel (775) 355-0202 | fax (775) 355-0817 | www.WETLaboratory.com

Lab Number 1008272
Report Due Date: 8/30
Page 1 of 1

Client McClelland Laboratories, Inc.
Address 1016 Greg Street
City, State & Zip Sparks, NV 89431
Contact Gene McClelland
Phone 775-356-1300 | Collector's Name RJ
Fax 775-356-8917 | Project Name 3438
P.O. Number | Project Number
Email mli@mettest.com

Turnaround Time
Standard ____ 5 Day ____ Other ____

Billing Address (if different than Client Address):
Company ____
Address ____
City, State & Zip ____
Contact ____
Phone ____
Fax ____
Email ____

Additional Information

Fax Results	Y	N	To: Client	Billing
Email Results	Y	N	To: Client	Billing
Compliance Monitoring	Y	N		
Fax Results to State EPA	Y	N		

Sample Type Codes

DW = Drinking Water
WW = Wastewater
SW = Surface Water
MW = Monitoring Well
SD = Solid
SO = Soil
HW = Hazardous Waste
OTHER: ____

Analyses Requested

SAMPLE ID/LOCATION	DATE	TIME	SAMPLE TYPE	NO. OF CONTAINERS	Profile II w/o WAD									Spl. No.
SRK 0864 MWMP	8/16/10	0900	WW	2	x									1
SRK 0866 MWMP														2
SRK 0867 MWMP														3
SRK 0868 MWMP														4
SRK 0870 MWMP														5
SRK 0871 MWMP														6

1008 272 1

Instructions/Comments/Special Requirements:

SAMPLE RECEIPT	DATE	TIME	Samples Relinquished By	Samples Received By
Temperature 16 °C	8/16	3:25	Tonya Baker	[signature]
Custody Seals Intact? Y N None				
Number of Containers 12				

WETLAB'S Standard Terms and Conditions apply unless written agreements specify otherwise. Payment terms are Net 30.

To the maximum extent permitted by law, the Client agrees to limit the liability of WETLAB for the Client's damages to the total compesation received, unless other agreements are made in writing. This limitation shall apply regardless of the cause of action or legal theory pled or asserted.

301.2E

WETLAB
WESTERN ENVIRONMENTAL
TESTING LABORATORY

3438- Profile II w/o WAD

475 E. Greg Street #119 | Sparks, Nevada 89431 | tel (775) 355-0202 | fax (775) 355-0817 | www.WETLaboratory.com

8/30/2010

McClelland Laboratory
1016 Greg Street
Sparks, NV 89431
Attn: Gene McClelland

OrderID: *1008288*

Dear: Gene McClelland

This is to transmit the attached analytical report. The analytical data and information contained therein was generated using specified or selected methods contained in references, such as Standard Methods for the Examination of Water and Wastewater, 18th & 19th editions, Methods for Determination of Organic Compounds in Drinking Water, EPA-600/4-79-020, and Test Methods for Evaluation of Solid Waste, Physical/Chemical Methods (SW846) Third Edition.

The samples were received by WETLAB-Western Environmental Testing Laboratory in good condition on 8/17/2010. Additional comments are located on page 2 of this report.

If you should have any questions or comments regarding this report, please do not hesitate to call.

Sincerely,

A Smith

Andy Smith
Laboratory Manager

Western Environmental Testing Laboratory
Report Comments

McClelland Laboratory - 1008288

General Comments

None

Specific Comments

None

Data Qualifier Legend

B – Blank contamination; Analyte detected above the method reporting limit in an associated blank

HT – Sample held beyond the accepted holding time

J – The reported value is between the laboratory method detection limit and the laboratory practical quantitation limit

M – Reported value is estimated; The sample matrix interfered with the analysis

N – There was insufficient sample available to perform a spike and/or duplicate on this analytical batch.

NC – Not calculated due to matrix interference

Q – Reported value is estimated; The value failed to meet QC criteria for either precision or accuracy

SA – Reported value was calculated using the method of Standard Additions.

SC – Spike recovery not calculated. Sample concentration >4X the spike amount; therefore, the spike could not be adequately recovered.

Western Environmental Testing Laboratory
Analytical Report

McClelland Laboratory
1016 Greg Street
Sparks, NV 89431
Attn: Gene McClelland
Phone: (775) 356-1300 **Fax:** (775) 356-8917
PO\Project: *3438*

Date Printed: 8/30/2010
OrderID: *1008288*

Customer Sample ID: SRK 0872 MWMP
WETLAB Sample ID: 1008288-001

Collect Date/Time: 8/17/2010 09:00
Receive Date: 8/17/2010 16:04

PROFILE II

Parameter	Method	Results	Units	Reporting Limit	Date Analyzed
pH	SM 4500-H+ B	3.05	pH Units		8/17/2010
Acidity (Titrimetric)	SM 2310B	200	mg/L as CaCO3		8/17/2010
Chloride	EPA 300.0	<1.0	mg/L	1.0	8/18/2010
Fluoride	EPA 300.0	0.53	mg/L	0.10	8/18/2010
Sulfate	EPA 300.0	570	mg/L	100	8/18/2010
Nitrate Nitrogen	EPA 300.0	<1.0	mg/L	1.0	8/18/2010
Nitrite Nitrogen	EPA 300.0	<0.025	mg/L	0.025	8/18/2010
Total Dissolved Solids (TDS)	SM 2540C	810	mg/L	10	8/18/2010
Aluminum	EPA 200.7	17	mg/L	0.045	8/20/2010
Barium	EPA 200.7	0.021	mg/L	0.010	8/20/2010
Beryllium	EPA 200.7	0.0052	mg/L	0.0010	8/20/2010
Bismuth	EPA 200.7	<0.10	mg/L	0.10	8/20/2010
Boron	EPA 200.7	<0.10	mg/L	0.10	8/20/2010
Cadmium	EPA 200.7	0.0037	mg/L	0.0010	8/20/2010
Calcium	EPA 200.7	120	mg/L	0.50	8/20/2010
Chromium	EPA 200.7	0.0071	mg/L	0.0050	8/20/2010
Cobalt	EPA 200.7	0.046	mg/L	0.010	8/20/2010
Copper	EPA 200.7	5.6	mg/L	0.050	8/20/2010
Gallium	EPA 200.7	<0.10	mg/L	0.10	8/20/2010
Iron	EPA 200.7	9.6	mg/L	0.010	8/20/2010
Lithium	EPA 200.7	<0.10	mg/L	0.10	8/20/2010
Magnesium	EPA 200.7	4.7	mg/L	0.50	8/20/2010
Manganese	EPA 200.7	0.92	mg/L	0.0050	8/20/2010
Molybdenum	EPA 200.7	<0.010	mg/L	0.010	8/20/2010
Nickel	EPA 200.7	0.011	mg/L	0.010	8/20/2010
Phosphorus	EPA 200.7	<0.50	mg/L	0.50	8/20/2010
Potassium	EPA 200.7	<0.50	mg/L	0.50	8/20/2010
Scandium	EPA 200.7	<0.10	mg/L	0.10	8/20/2010
Silver	EPA 200.7	<0.0050	mg/L	0.0050	8/20/2010
Sodium	EPA 200.7	0.80	mg/L	0.50	8/20/2010

Customer Sample ID: SRK 0872 MWMP **Collect Date/Time:** 8/17/2010 09:00
WETLAB Sample ID: 1008288-001 **Receive Date:** 8/17/2010 16:04

PROFILE II

Parameter	Method	Results	Units	Reporting Limit	Date Analyzed
Strontium	EPA 200.7	<0.10	mg/L	0.10	8/20/2010
Tin	EPA 200.7	<0.10	mg/L	0.10	8/20/2010
Titanium	EPA 200.7	<0.10	mg/L	0.10	8/20/2010
Vanadium	EPA 200.7	<0.010	mg/L	0.010	8/20/2010
Zinc	EPA 200.7	0.31	mg/L	0.010	8/20/2010
Mercury	EPA 200.8	<0.00010	mg/L	0.00010	8/23/2010
Antimony	EPA 200.8	<0.0025	mg/L	0.0025	8/23/2010
Arsenic	EPA 200.8	<0.0050	mg/L	0.0050	8/23/2010
Lead	EPA 200.8	<0.0025	mg/L	0.0025	8/23/2010
Selenium	EPA 200.8	<0.0050	mg/L	0.0050	8/23/2010
Thallium	EPA 200.8	<0.0010	mg/L	0.0010	8/23/2010
Uranium	EPA 200.8	0.058	mg/L	0.010	8/23/2010
Anions	Calculation	11.9	meq/L	0.10	8/30/2010
Cations	Calculation	11.1	meq/L	0.10	8/30/2010
Error	Calculation	3.6	%	1.0	8/30/2010

Customer Sample ID: SRK 0873 MWMP **Collect Date/Time:** 8/17/2010 09:00
WETLAB Sample ID: 1008288-002 **Receive Date:** 8/17/2010 16:04

PROFILE II

Parameter	Method	Results	Units	Reporting Limit	Date Analyzed
pH	SM 4500-H+ B	7.53	pH Units		8/17/2010
Bicarbonate (HCO3)	SM 2320B	25	mg/L	1.0	8/17/2010
Carbonate (CO3)	SM 2320B	<1.0	mg/L	1.0	8/17/2010
Hydroxide (OH)	SM 2320B	<1.0	mg/L	1.0	8/17/2010
Total Alkalinity	SM 2320B	20	mg/L as CaCO3	1.0	8/17/2010
Chloride	EPA 300.0	<1.0	mg/L	1.0	8/18/2010
Fluoride	EPA 300.0	<0.10	mg/L	0.10	8/18/2010
Sulfate	EPA 300.0	27	mg/L	1.0	8/18/2010
Nitrate Nitrogen	EPA 300.0	<1.0	mg/L	1.0	8/18/2010
Nitrite Nitrogen	EPA 300.0	<0.025	mg/L	0.025	8/18/2010
Total Dissolved Solids (TDS)	SM 2540C	65	mg/L	10	8/18/2010
Aluminum	EPA 200.7	0.10	mg/L	0.045	8/23/2010
Barium	EPA 200.7	<0.010	mg/L	0.010	8/23/2010
Beryllium	EPA 200.7	<0.0010	mg/L	0.0010	8/23/2010
Bismuth	EPA 200.7	<0.10	mg/L	0.10	8/23/2010
Boron	EPA 200.7	<0.10	mg/L	0.10	8/23/2010
Cadmium	EPA 200.7	<0.0010	mg/L	0.0010	8/23/2010
Calcium	EPA 200.7	17	mg/L	0.50	8/23/2010
Chromium	EPA 200.7	<0.0050	mg/L	0.0050	8/23/2010
Cobalt	EPA 200.7	<0.010	mg/L	0.010	8/23/2010

Customer Sample ID: SRK 0873 MWMP **Collect Date/Time:** 8/17/2010 09:00
WETLAB Sample ID: 1008288-002 **Receive Date:** 8/17/2010 16:04

PROFILE II

Parameter	Method	Results	Units	Reporting Limit	Date Analyzed
Copper	EPA 200.7	<0.050	mg/L	0.050	8/23/2010
Gallium	EPA 200.7	<0.10	mg/L	0.10	8/23/2010
Iron	EPA 200.7	<0.010	mg/L	0.010	8/23/2010
Lithium	EPA 200.7	<0.10	mg/L	0.10	8/23/2010
Magnesium	EPA 200.7	0.87	mg/L	0.50	8/23/2010
Manganese	EPA 200.7	0.013	mg/L	0.0050	8/23/2010
Molybdenum	EPA 200.7	0.069	mg/L	0.010	8/23/2010
Nickel	EPA 200.7	<0.010	mg/L	0.010	8/23/2010
Phosphorus	EPA 200.7	<0.50	mg/L	0.50	8/23/2010
Potassium	EPA 200.7	2.4	mg/L	0.50	8/23/2010
Scandium	EPA 200.7	<0.10	mg/L	0.10	8/23/2010
Silver	EPA 200.7	<0.0050	mg/L	0.0050	8/23/2010
Sodium	EPA 200.7	0.75	mg/L	0.50	8/23/2010
Strontium	EPA 200.7	<0.10	mg/L	0.10	8/23/2010
Tin	EPA 200.7	<0.10	mg/L	0.10	8/23/2010
Titanium	EPA 200.7	<0.10	mg/L	0.10	8/23/2010
Vanadium	EPA 200.7	<0.010	mg/L	0.010	8/23/2010
Zinc	EPA 200.7	<0.010	mg/L	0.010	8/23/2010
Mercury	EPA 200.8	<0.00010	mg/L	0.00010	8/23/2010
Antimony	EPA 200.8	<0.0025	mg/L	0.0025	8/23/2010
Arsenic	EPA 200.8	<0.0050	mg/L	0.0050	8/23/2010
Lead	EPA 200.8	<0.0025	mg/L	0.0025	8/23/2010
Selenium	EPA 200.8	<0.0050	mg/L	0.0050	8/23/2010
Thallium	EPA 200.8	<0.0010	mg/L	0.0010	8/23/2010
Uranium	EPA 200.8	<0.010	mg/L	0.010	8/23/2010
Anions	Calculation	0.97	meq/L	0.10	8/30/2010
Cations	Calculation	1.03	meq/L	0.10	8/30/2010
Error	Calculation	2.7	%	1.0	8/30/2010

Customer Sample ID: SRK 0876 MWMP **Collect Date/Time:** 8/17/2010 09:00
WETLAB Sample ID: 1008288-003 **Receive Date:** 8/17/2010 16:04

PROFILE II

Parameter	Method	Resnlts	Units	Reporting Limit	Date Analyzed
pH	SM 4500-H+ B	7.82	pH Units		8/17/2010
Bicarbonate (HCO3)	SM 2320B	130	mg/L	1.0	8/17/2010
Carbonate (CO3)	SM 2320B	<1.0	mg/L	1.0	8/17/2010
Hydroxide (OH)	SM 2320B	<1.0	mg/L	1.0	8/17/2010
Total Alkalinity	SM 2320B	110	mg/L as CaCO3	1.0	8/17/2010
Chloride	EPA 300.0	28	mg/L	5.0	8/18/2010
Fluoride	EPA 300.0	4.2	mg/L	0.25	8/18/2010

Customer Sample ID: SRK 0876 MWMP **Collect Date/Time:** 8/17/2010 09:00

WETLAB Sample ID: 1008288-003 **Receive Date:** 8/17/2010 16:04

PROFILE II

Parameter	Method	Results	Units	Reporting Limit	Date Analyzed
Sulfate	EPA 300.0	2400	mg/L	100	8/18/2010
Nitrate Nitrogen	EPA 300.0	42	mg/L	5.0	8/18/2010
Nitrite Nitrogen	EPA 300.0	0.59	mg/L	0.12	8/18/2010
Total Dissolved Solids (TDS)	SM 2540C	3900	mg/L	10	8/18/2010
Aluminum	EPA 200.7	<0.045	mg/L	0.045	8/23/2010
Barium	EPA 200.7	0.056	mg/L	0.010	8/23/2010
Beryllium	EPA 200.7	<0.0010	mg/L	0.0010	8/23/2010
Bismuth	EPA 200.7	<0.10	mg/L	0.10	8/23/2010
Boron	EPA 200.7	<0.10	mg/L	0.10	8/23/2010
Cadmium	EPA 200.7	<0.0010	mg/L	0.0010	8/23/2010
Calcium	EPA 200.7	560	mg/L	0.50	8/23/2010
Chromium	EPA 200.7	<0.0050	mg/L	0.0050	8/23/2010
Cobalt	EPA 200.7	0.010	mg/L	0.010	8/23/2010
Copper	EPA 200.7	0.58	mg/L	0.050	8/23/2010
Gallium	EPA 200.7	<0.10	mg/L	0.10	8/23/2010
Iron	EPA 200.7	<0.010	mg/L	0.010	8/23/2010
Lithium	EPA 200.7	<0.10	mg/L	0.10	8/23/2010
Magnesium	EPA 200.7	180	mg/L	0.50	8/23/2010
Manganese	EPA 200.7	0.18	mg/L	0.0050	8/23/2010
Molybdenum	EPA 200.7	3.5	mg/L	0.010	8/23/2010
Nickel	EPA 200.7	<0.010	mg/L	0.010	8/23/2010
Phosphorus	EPA 200.7	<0.50	mg/L	0.50	8/23/2010
Potassium	EPA 200.7	280	mg/L	0.50	8/23/2010
Scandium	EPA 200.7	<0.10	mg/L	0.10	8/23/2010
Silver	EPA 200.7	<0.0050	mg/L	0.0050	8/23/2010
Sodium	EPA 200.7	59	mg/L	0.50	8/23/2010
Strontium	EPA 200.7	4.0	mg/L	0.10	8/23/2010
Tin	EPA 200.7	<0.10	mg/L	0.10	8/23/2010
Titanium	EPA 200.7	<0.10	mg/L	0.10	8/23/2010
Vanadium	EPA 200.7	0.083	mg/L	0.010	8/23/2010
Zinc	EPA 200.7	<0.010	mg/L	0.010	8/23/2010
Mercury	EPA 200.8	<0.00010	mg/L	0.00010	8/23/2010
Antimony	EPA 200.8	<0.0025	mg/L	0.0025	8/23/2010
Arsenic	EPA 200.8	<0.0050	mg/L	0.0050	8/23/2010
Lead	EPA 200.8	<0.0025	mg/L	0.0025	8/23/2010
Selenium	EPA 200.8	0.011	mg/L	0.0050	8/23/2010
Thallium	EPA 200.8	<0.0010	mg/L	0.0010	8/23/2010
Uranium	EPA 200.8	0.19	mg/L	0.050	8/27/2010
Anions	Calculation	56.1	meq/L	0.10	8/30/2010
Cations	Calculation	52.5	meq/L	0.10	8/30/2010
Error	Calculation	3.3	%	1.0	8/30/2010

Customer Sample ID: SRK 0876 MWMP **Collect Date/Time:** 8/17/2010 09:00
WETLAB Sample ID: 1008288-003 **Receive Date:** 8/17/2010 16:04

PROFILE II

Parameter	Method	Results	Units	Reporting Limit	Date Analyzed

Customer Sample ID: SRK 0878 MWMP **Collect Date/Time:** 8/17/2010 09:00
WETLAB Sample ID: 1008288-004 **Receive Date:** 8/17/2010 16:04

PROFILE II

Parameter	Method	Results	Units	Reporting Limit	Date Analyzed
pH	SM 4500-H+ B	8.18	pH Units		8/17/2010
Bicarbonate (HCO3)	SM 2320B	160	mg/L	1.0	8/17/2010
Carbonate (CO3)	SM 2320B	<1.0	mg/L	1.0	8/17/2010
Hydroxide (OH)	SM 2320B	<1.0	mg/L	1.0	8/17/2010
Total Alkalinity	SM 2320B	130	mg/L as CaCO3	1.0	8/17/2010
Chloride	EPA 300.0	<1.0	mg/L	1.0	8/18/2010
Fluoride	EPA 300.0	0.71	mg/L	0.10	8/18/2010
Sulfate	EPA 300.0	3.5	mg/L	1.0	8/18/2010
Nitrate Nitrogen	EPA 300.0	1.6	mg/L	1.0	8/18/2010
Nitrite Nitrogen	EPA 300.0	0.28	mg/L	0.025	8/18/2010
Total Dissolved Solids (TDS)	SM 2540C	240	mg/L	10	8/18/2010
Aluminum	EPA 200.7	<0.045	mg/L	0.045	8/23/2010
Barium	EPA 200.7	0.077	mg/L	0.010	8/23/2010
Beryllium	EPA 200.7	<0.0010	mg/L	0.0010	8/23/2010
Bismuth	EPA 200.7	<0.10	mg/L	0.10	8/23/2010
Boron	EPA 200.7	<0.10	mg/L	0.10	8/23/2010
Cadmium	EPA 200.7	<0.0010	mg/L	0.0010	8/23/2010
Calcium	EPA 200.7	43	mg/L	0.50	8/23/2010
Chromium	EPA 200.7	<0.0050	mg/L	0.0050	8/23/2010
Cobalt	EPA 200.7	<0.010	mg/L	0.010	8/23/2010
Copper	EPA 200.7	<0.050	mg/L	0.050	8/23/2010
Gallium	EPA 200.7	<0.10	mg/L	0.10	8/23/2010
Iron	EPA 200.7	<0.010	mg/L	0.010	8/23/2010
Lithium	EPA 200.7	<0.10	mg/L	0.10	8/23/2010
Magnesium	EPA 200.7	9.4	mg/L	0.50	8/23/2010
Manganese	EPA 200.7	<0.0050	mg/L	0.0050	8/23/2010
Molybdenum	EPA 200.7	<0.010	mg/L	0.010	8/23/2010
Nickel	EPA 200.7	<0.010	mg/L	0.010	8/23/2010
Phosphorus	EPA 200.7	<0.50	mg/L	0.50	8/23/2010
Potassium	EPA 200.7	5.0	mg/L	0.50	8/23/2010
Scandium	EPA 200.7	<0.10	mg/L	0.10	8/23/2010
Silver	EPA 200.7	<0.0050	mg/L	0.0050	8/23/2010
Sodium	EPA 200.7	4.0	mg/L	0.50	8/23/2010
Strontium	EPA 200.7	0.70	mg/L	0.10	8/23/2010
Tin	EPA 200.7	<0.10	mg/L	0.10	8/23/2010

Customer Sample ID: SRK 0878 MWMP **Collect Date/Time:** 8/17/2010 09:00
WETLAB Sample ID: 1008288-004 **Receive Date:** 8/17/2010 16:04

PROFILE II

Parameter	Method	Results	Units	Reporting Limit	Date Analyzed
Titanium	EPA 200.7	<0.10	mg/L	0.10	8/23/2010
Vanadium	EPA 200.7	0.043	mg/L	0.010	8/23/2010
Zinc	EPA 200.7	<0.010	mg/L	0.010	8/23/2010
Mercury	EPA 200.8	<0.00010	mg/L	0.00010	8/23/2010
Antimony	EPA 200.8	<0.0025	mg/L	0.0025	8/23/2010
Arsenic	EPA 200.8	0.0095	mg/L	0.0050	8/23/2010
Lead	EPA 200.8	<0.0025	mg/L	0.0025	8/23/2010
Selenium	EPA 200.8	<0.0050	mg/L	0.0050	8/23/2010
Thallium	EPA 200.8	<0.0010	mg/L	0.0010	8/23/2010
Uranium	EPA 200.8	<0.010	mg/L	0.010	8/23/2010
Anions	Calculation	2.85	meq/L	0.10	8/30/2010
Cations	Calculation	3.22	meq/L	0.10	8/30/2010
Error	Calculation	6.2	%	1.0	8/30/2010

Customer Sample ID: 604811 MWMP **Collect Date/Time:** 8/17/2010 09:00
WETLAB Sample ID: 1008288-005 **Receive Date:** 8/17/2010 16:04

PROFILE II

Parameter	Method	Results	Units	Reporting Limit	Date Analyzed
pH	SM 4500-H+ B	8.24	pH Units		8/17/2010
Bicarbonate (HCO3)	SM 2320B	120	mg/L	1.0	8/17/2010
Carbonate (CO3)	SM 2320B	<1.0	mg/L	1.0	8/17/2010
Hydroxide (OH)	SM 2320B	<1.0	mg/L	1.0	8/17/2010
Total Alkalinity	SM 2320B	99	mg/L as CaCO3	1.0	8/17/2010
Chloride	EPA 300.0	15	mg/L	1.0	8/18/2010
Fluoride	EPA 300.0	4.6	mg/L	0.10	8/18/2010
Sulfate	EPA 300.0	190	mg/L	1.0	8/18/2010
Nitrate Nitrogen	EPA 300.0	<1.0	mg/L	1.0	8/18/2010
Nitrite Nitrogen	EPA 300.0	0.45	mg/L	0.025	8/18/2010
Total Dissolved Solids (TDS)	SM 2540C	490	mg/L	10	8/18/2010
Aluminum	EPA 200.7	<0.045	mg/L	0.045	8/23/2010
Barium	EPA 200.7	<0.010	mg/L	0.010	8/23/2010
Beryllium	EPA 200.7	<0.0010	mg/L	0.0010	8/23/2010
Bismuth	EPA 200.7	<0.10	mg/L	0.10	8/23/2010
Boron	EPA 200.7	0.15	mg/L	0.10	8/23/2010
Cadmium	EPA 200.7	<0.0010	mg/L	0.0010	8/23/2010
Calcium	EPA 200.7	82	mg/L	0.50	8/23/2010
Chromium	EPA 200.7	<0.0050	mg/L	0.0050	8/23/2010
Cobalt	EPA 200.7	<0.010	mg/L	0.010	8/23/2010
Copper	EPA 200.7	<0.050	mg/L	0.050	8/23/2010
Gallium	EPA 200.7	<0.10	mg/L	0.10	8/23/2010

Customer Sample ID: 604811 MWMP **Collect Date/Time:** 8/17/2010 09:00
WETLAB Sample ID: 1008288-005 **Receive Date:** 8/17/2010 16:04

PROFILE II

Parameter	Method	Results	Units	Reporting Limit	Date Analyzed
Iron	EPA 200.7	<0.010	mg/L	0.010	8/23/2010
Lithium	EPA 200.7	<0.10	mg/L	0.10	8/23/2010
Magnesium	EPA 200.7	15	mg/L	0.50	8/23/2010
Manganese	EPA 200.7	0.011	mg/L	0.0050	8/23/2010
Molybdenum	EPA 200.7	0.081	mg/L	0.010	8/23/2010
Nickel	EPA 200.7	<0.010	mg/L	0.010	8/23/2010
Phosphorus	EPA 200.7	<0.50	mg/L	0.50	8/23/2010
Potassium	EPA 200.7	16	mg/L	0.50	8/23/2010
Scandium	EPA 200.7	<0.10	mg/L	0.10	8/23/2010
Silver	EPA 200.7	<0.0050	mg/L	0.0050	8/23/2010
Sodium	EPA 200.7	40	mg/L	0.50	8/23/2010
Strontium	EPA 200.7	1.2	mg/L	0.10	8/23/2010
Tin	EPA 200.7	<0.10	mg/L	0.10	8/23/2010
Titanium	EPA 200.7	<0.10	mg/L	0.10	8/23/2010
Vanadium	EPA 200.7	0.022	mg/L	0.010	8/23/2010
Zinc	EPA 200.7	<0.010	mg/L	0.010	8/23/2010
Mercury	EPA 200.8	0.00052	mg/L	0.00010	8/23/2010
Antimony	EPA 200.8	0.0026	mg/L	0.0025	8/23/2010
Arsenic	EPA 200.8	0.010	mg/L	0.0050	8/23/2010
Lead	EPA 200.8	<0.0025	mg/L	0.0025	8/23/2010
Selenium	EPA 200.8	0.025	mg/L	0.0050	8/23/2010
Thallium	EPA 200.8	<0.0010	mg/L	0.0010	8/23/2010
Uranium	EPA 200.8	0.085	mg/L	0.010	8/23/2010
Anions	Calculation	6.59	meq/L	0.10	8/30/2010
Cations	Calculation	7.48	meq/L	0.10	8/30/2010
Error	Calculation	6.3	%	1.0	8/30/2010

Customer Sample ID: 605218 MWMP **Collect Date/Time:** 8/17/2010 09:00
WETLAB Sample ID: 1008288-006 **Receive Date:** 8/17/2010 16:04

PROFILE II

Parameter	Method	Results	Units	Reporting Limit	Date Analyzed
pH	SM 4500-H+ B	8.15	pH Units		8/17/2010
Bicarbonate (HCO3)	SM 2320B	110	mg/L	1.0	8/17/2010
Carbonate (CO3)	SM 2320B	<1.0	mg/L	1.0	8/17/2010
Hydroxide (OH)	SM 2320B	<1.0	mg/L	1.0	8/17/2010
Total Alkalinity	SM 2320B	87	mg/L as CaCO3	1.0	8/17/2010
Chloride	EPA 300.0	34	mg/L	1.0	8/18/2010
Fluoride	EPA 300.0	6.4	mg/L	0.50	8/18/2010
Sulfate	EPA 300.0	330	mg/L	100	8/18/2010
Nitrate Nitrogen	EPA 300.0	<1.0	mg/L	1.0	8/18/2010

Customer Sample ID: 605218 MWMP
WETLAB Sample ID: 1008288-006
Collect Date/Time: 8/17/2010 09:00
Receive Date: 8/17/2010 16:04

PROFILE II

Parameter	Method	Results	Units	Reporting Limit	Date Analyzed
Nitrite Nitrogen	EPA 300.0	0.19	mg/L	0.025	8/18/2010
Total Dissolved Solids (TDS)	SM 2540C	700	mg/L	10	8/18/2010
Aluminum	EPA 200.7	<0.045	mg/L	0.045	8/23/2010
Barium	EPA 200.7	0.060	mg/L	0.010	8/23/2010
Beryllium	EPA 200.7	<0.0010	mg/L	0.0010	8/23/2010
Bismuth	EPA 200.7	<0.10	mg/L	0.10	8/23/2010
Boron	EPA 200.7	0.27	mg/L	0.10	8/23/2010
Cadmium	EPA 200.7	<0.0010	mg/L	0.0010	8/23/2010
Calcium	EPA 200.7	140	mg/L	0.50	8/23/2010
Chromium	EPA 200.7	<0.0050	mg/L	0.0050	8/23/2010
Cobalt	EPA 200.7	<0.010	mg/L	0.010	8/23/2010
Copper	EPA 200.7	<0.050	mg/L	0.050	8/23/2010
Gallium	EPA 200.7	<0.10	mg/L	0.10	8/23/2010
Iron	EPA 200.7	<0.010	mg/L	0.010	8/23/2010
Lithium	EPA 200.7	<0.10	mg/L	0.10	8/23/2010
Magnesium	EPA 200.7	20	mg/L	0.50	8/23/2010
Manganese	EPA 200.7	0.072	mg/L	0.0050	8/23/2010
Molybdenum	EPA 200.7	0.14	mg/L	0.010	8/23/2010
Nickel	EPA 200.7	<0.010	mg/L	0.010	8/23/2010
Phosphorus	EPA 200.7	<0.50	mg/L	0.50	8/23/2010
Potassium	EPA 200.7	22	mg/L	0.50	8/23/2010
Scandium	EPA 200.7	<0.10	mg/L	0.10	8/23/2010
Silver	EPA 200.7	<0.0050	mg/L	0.0050	8/23/2010
Sodium	EPA 200.7	39	mg/L	0.50	8/23/2010
Strontium	EPA 200.7	2.0	mg/L	0.10	8/23/2010
Tin	EPA 200.7	<0.10	mg/L	0.10	8/23/2010
Titanium	EPA 200.7	<0.10	mg/L	0.10	8/23/2010
Vanadium	EPA 200.7	0.028	mg/L	0.010	8/23/2010
Zinc	EPA 200.7	<0.010	mg/L	0.010	8/23/2010
Mercury	EPA 200.8	<0.00010	mg/L	0.00010	8/23/2010
Antimony	EPA 200.8	0.015	mg/L	0.0025	8/23/2010
Arsenic	EPA 200.8	<0.0050	mg/L	0.0050	8/23/2010
Lead	EPA 200.8	<0.0025	mg/L	0.0025	8/23/2010
Selenium	EPA 200.8	0.0061	mg/L	0.0050	8/23/2010
Thallium	EPA 200.8	<0.0010	mg/L	0.0010	8/23/2010
Uranium	EPA 200.8	0.044	mg/L	0.010	8/23/2010
Anions	Calculation	9.97	meq/L	0.10	8/30/2010
Cations	Calculation	10.9	meq/L	0.10	8/30/2010
Error	Calculation	4.4	%	1.0	8/30/2010

Western Environmental Testing Laboratory
QC Report

QCBatchID	QCType	Parameter	Method	Result	Units
QC1008517	Blank 1	Sulfate	EPA 300.0	<1.0	mg/L
QC1008517	Blank 2	Sulfate	EPA 300.0	<1.0	mg/L
QC1008522	Blank 1	Fluoride	EPA 300.0	<0.10	mg/L
QC1008522	Blank 2	Fluoride	EPA 300.0	<0.10	mg/L
QC1008522	Blank 3	Fluoride	EPA 300.0	<0.10	mg/L
QC1008525	Blank 1	Chloride	EPA 300.0	<1.0	mg/L
QC1008525	Blank 2	Chloride	EPA 300.0	<1.0	mg/L
QC1008525	Blank 3	Chloride	EPA 300.0	<1.0	mg/L
QC1008528	Blank 1	Nitrite Nitrogen	EPA 300.0	<0.025	mg/L
QC1008528	Blank 2	Nitrite Nitrogen	EPA 300.0	<0.025	mg/L
QC1008528	Blank 3	Nitrite Nitrogen	EPA 300.0	<0.025	mg/L
QC1008529	Blank 1	Nitrate Nitrogen	EPA 300.0	<1.0	mg/L
QC1008529	Blank 2	Nitrate Nitrogen	EPA 300.0	<1.0	mg/L
QC1008529	Blank 3	Nitrate Nitrogen	EPA 300.0	<1.0	mg/L
QC1008532	Blank 1	Sulfate	EPA 300.0	<1.0	mg/L
QC1008532	Blank 2	Sulfate	EPA 300.0	<1.0	mg/L
QC1008532	Blank 3	Sulfate	EPA 300.0	<1.0	mg/L
QC1008565	Blank 1	Total Dissolved Solids (TDS)	SM 2540C	<10	mg/L
QC1008565	Blank 2	Total Dissolved Solids (TDS)	SM 2540C	<10	mg/L
QC1008588	Blank 1	Aluminum	EPA 200.7	<0.045	mg/L
		Barium	EPA 200.7	<0.010	mg/L
		Beryllium	EPA 200.7	<0.0010	mg/L
		Bismuth	EPA 200.7	<0.10	mg/L
		Boron	EPA 200.7	<0.10	mg/L
		Cadmium	EPA 200.7	<0.0010	mg/L
		Calcium	EPA 200.7	<0.50	mg/L
		Chromium	EPA 200.7	<0.0050	mg/L
		Cobalt	EPA 200.7	<0.010	mg/L
		Copper	EPA 200.7	<0.050	mg/L
		Gallium	EPA 200.7	<0.10	mg/L
		Iron	EPA 200.7	<0.010	mg/L
		Lithium	EPA 200.7	<0.10	mg/L
		Magnesium	EPA 200.7	<0.50	mg/L
		Manganese	EPA 200.7	<0.0050	mg/L
		Molybdenum	EPA 200.7	<0.010	mg/L
		Nickel	EPA 200.7	<0.010	mg/L
		Phosphorus	EPA 200.7	<0.50	mg/L
		Potassium	EPA 200.7	<0.50	mg/L
		Scandium	EPA 200.7	<0.10	mg/L
		Silver	EPA 200.7	<0.0050	mg/L
		Sodium	EPA 200.7	<0.50	mg/L
		Strontium	EPA 200.7	<0.10	mg/L
		Tin	EPA 200.7	<0.10	mg/L
		Titanium	EPA 200.7	<0.10	mg/L
		Vanadium	EPA 200.7	<0.010	mg/L
		Zinc	EPA 200.7	<0.010	mg/L
QC1008617	Blank 1	Mercury	EPA 200.8	<0.00010	mg/L
		Antimony	EPA 200.8	<0.0025	mg/L
		Arsenic	EPA 200.8	<0.0050	mg/L
		Lead	EPA 200.8	<0.0025	mg/L

QCBatchID	QCType	Parameter	Method	Result	Units
		Selenium	EPA 200.8	<0.0050	mg/L
		Thallium	EPA 200.8	<0.0010	mg/L
		Uranium	EPA 200.8	<0.010	mg/L

QCBatchID	QCType	Parameter	Method	Result	Actual	% Recovery	Units
QC1008470	LCS 1	pH	SM 4500-H+ B	7.02	7.00	100	pH Units
QC1008470	LCS 2	pH	SM 4500-H+ B	7.03	7.00	100	pH Units
QC1008470	LCS 3	pH	SM 4500-H+ B	7.03	7.00	100	pH Units
QC1008472	LCS 1	Alkalinity	SM 2320B	93.0	100	93	mg/L
QC1008472	LCS 2	Alkalinity	SM 2320B	94.3	100	94	mg/L
QC1008517	LCS 1	Sulfate	EPA 300.0	5.32	5.00	106	mg/L
QC1008522	LCS 1	Fluoride	EPA 300.0	1.96	2.00	98	mg/L
QC1008525	LCS 1	Chloride	EPA 300.0	10.0	10.0	100	mg/L
QC1008528	LCS 1	Nitrite Nitrogen	EPA 300.0	0.540	0.500	108	mg/L
QC1008529	LCS 1	Nitrate Nitrogen	EPA 300.0	1.96	2.00	98	mg/L
QC1008532	LCS 1	Sulfate	EPA 300.0	25.9	25.0	104	mg/L
QC1008565	LCS 1	Total Dissolved Solids (TDS)	SM 2540C	147	150	98	mg/L
QC1008565	LCS 2	Total Dissolved Solids (TDS)	SM 2540C	147	150	98	mg/L
QC1008588	LCS 1	Aluminum	EPA 200.7	1.00	1.00	100	mg/L
		Barium	EPA 200.7	0.989	1.00	99	mg/L
		Beryllium	EPA 200.7	0.991	1.00	99	mg/L
		Bismuth	EPA 200.7	1.01	1.00	101	mg/L
		Boron	EPA 200.7	0.964	1.00	96	mg/L
		Cadmium	EPA 200.7	0.988	1.00	99	mg/L
		Calcium	EPA 200.7	9.95	10.0	100	mg/L
		Chromium	EPA 200.7	0.973	1.00	97	mg/L
		Cobalt	EPA 200.7	0.987	1.00	99	mg/L
		Copper	EPA 200.7	4.94	5.00	99	mg/L
		Gallium	EPA 200.7	0.996	1.00	100	mg/L
		Iron	EPA 200.7	1.00	1.00	100	mg/L
		Lithium	EPA 200.7	0.995	1.00	100	mg/L
		Magnesium	EPA 200.7	9.96	10.0	100	mg/L
		Manganese	EPA 200.7	0.987	1.00	99	mg/L
		Molybdenum	EPA 200.7	0.962	1.00	96	mg/L
		Nickel	EPA 200.7	4.92	5.00	98	mg/L
		Phosphorus	EPA 200.7	4.81	5.00	96	mg/L
		Potassium	EPA 200.7	10.1	10.0	101	mg/L
		Scandium	EPA 200.7	0.995	1.00	100	mg/L
		Silver	EPA 200.7	0.090	0.090	100	mg/L
		Sodium	EPA 200.7	9.90	10.0	99	mg/L
		Strontium	EPA 200.7	0.991	1.00	99	mg/L
		Tin	EPA 200.7	0.959	1.00	96	mg/L
		Titanium	EPA 200.7	1.00	1.00	100	mg/L
		Vanadium	EPA 200.7	0.984	1.00	98	mg/L
		Zinc	EPA 200.7	0.990	1.00	99	mg/L
QC1008617	LCS 1	Mercury	EPA 200.8	0.000964	0.001	96	mg/L
		Antimony	EPA 200.8	0.0108	0.010	108	mg/L
		Arsenic	EPA 200.8	0.0546	0.050	109	mg/L
		Lead	EPA 200.8	0.0104	0.010	104	mg/L
		Selenium	EPA 200.8	0.0517	0.050	103	mg/L
		Thallium	EPA 200.8	0.0105	0.010	105	mg/L
		Uranium	EPA 200.8	0.0105	0.010	105	mg/L

QCBatchID	QCType	Parameter	Method	Duplicate Sample	Sample Result	Duplicate Result	Units	RPD
QC1008470	Duplicate 1	pH	SM 4500-H+ B	1008288-002	7.53	7.63	pH Units	1 %

QCBatchID	QCType	Parameter	Method	Duplicate Sample	Sample Result	Duplicate Result	Units	RPD
QC1008470	Duplicate 2	pH	SM 4500-H+ B	1008289-005	8.11	8.07	pH Units	<1%
QC1008470	Duplicate 3	pH	SM 4500-H+ B	1008298-002	7.76	7.75	pH Units	<1%
QC1008470	Duplicate 4	pH	SM 4500-H+ B	1008298-012	7.53	7.49	pH Units	1 %
QC1008470	Duplicate 5	pH	SM 4500-H+ B	1008298-022	8.26	8.27	pH Units	<1%
QC1008472	Duplicate 1	Bicarbonate (HCO3)	SM 2320B	1008288-002	24.9	25.6	mg/L	2 %
		Carbonate (CO3)	SM 2320B	1008288-002	<1.000	<1.000	mg/L	<1%
		Hydroxide (OH)	SM 2320B	1008288-002	<1.000	<1.000	mg/L	<1%
		Total Alkalinity	SM 2320B	1008288-002	20.4	21.0	mg/L as CaCO3	2 %
QC1008472	Duplicate 2	Bicarbonate (HCO3)	SM 2320B	1008289-005	44.1	42.9	mg/L	3 %
		Carbonate (CO3)	SM 2320B	1008289-005	<1.000	<1.000	mg/L	<1%
		Hydroxide (OH)	SM 2320B	1008289-005	<1.000	<1.000	mg/L	<1%
		Total Alkalinity	SM 2320B	1008289-005	36.2	35.2	mg/L as CaCO3	3 %
QC1008472	Duplicate 3	Bicarbonate (HCO3)	SM 2320B	1008298-002	199	199	mg/L	<1%
		Carbonate (CO3)	SM 2320B	1008298-002	<1.000	<1.000	mg/L	<1%
		Hydroxide (OH)	SM 2320B	1008298-002	<1.000	<1.000	mg/L	<1%
		Total Alkalinity	SM 2320B	1008298-002	163	163	mg/L as CaCO3	<1%
QC1008472	Duplicate 4	Bicarbonate (HCO3)	SM 2320B	1008298-012	154	153	mg/L	<1%
		Carbonate (CO3)	SM 2320B	1008298-012	<1.000	<1.000	mg/L	<1%
		Hydroxide (OH)	SM 2320B	1008298-012	<1.000	<1.000	mg/L	<1%
		Total Alkalinity	SM 2320B	1008298-012	126	126	mg/L as CaCO3	<1%
QC1008565	Duplicate 1	Total Dissolved Solids (TDS)	SM 2540C	1008272-001	<10.00	<10.0	mg/L	35 %
QC1008565	Duplicate 2	Total Dissolved Solids (TDS)	SM 2540C	1008273-003	47.0	44.0	mg/L	7 %
QC1008565	Duplicate 3	Total Dissolved Solids (TDS)	SM 2540C	1008273-013	53.0	48.0	mg/L	10 %
QC1008565	Duplicate 4	Total Dissolved Solids (TDS)	SM 2540C	1008282-001	420	404	mg/L	4 %

QCBatchID	QCType	Parameter	Method	Spike Sample	Sample Result	MS Result	MSD Result	Spike Value	Units	MS % Rec.	MSD % Rec.	RPD
QC1008517	MS 1	Sulfate	EPA 300.0	1008285-001	426	698	694	10.0	mg/L	109	107	1 %
QC1008522	MS 1	Fluoride	EPA 300.0	1008288-002	<0.100	2.14	2.22	2.00	mg/L	102	106	4 %
QC1008522	MS 2	Fluoride	EPA 300.0	1008289-003	<0.100	2.00	1.99	2.00	mg/L	95	95	1 %
QC1008525	MS 1	Chloride	EPA 300.0	1008288-002	<1.000	5.29	5.36	5.00	mg/L	101	102	1 %
QC1008525	MS 2	Chloride	EPA 300.0	1008289-003	5.30	10.3	10.4	5.00	mg/L	99	102	1 %
QC1008528	MS 1	Nitrite Nitrogen	EPA 300.0	1008288-001	<0.025	0.544	0.548	0.500	mg/L	105	106	1 %
QC1008528	MS 2	Nitrite Nitrogen	EPA 300.0	1008289-003	<0.025	0.534	0.548	0.500	mg/L	107	110	3 %
QC1008529	MS 1	Nitrate Nitrogen	EPA 300.0	1008288-001	<1.000	2.16	2.19	2.00	mg/L	96	98	1 %
QC1008529	MS 2	Nitrate Nitrogen	EPA 300.0	1008289-003	<1.000	1.91	1.96	2.00	mg/L	94	96	3 %
QC1008532	MS 1	Sulfate	EPA 300.0	1008288-002	26.8	35.9	36.0	10.0	mg/L	91	91	<1%
QC1008532	MS 2	Sulfate	EPA 300.0	1008289-003	6.86	16.8	17.0	10.0	mg/L	100	102	1 %
QC1008588	MS 1	Aluminum	EPA 200.7	1008288-001	17.1	18.1	18.2	1.00	mg/L	100	110	1 %
		Barium	EPA 200.7	1008288-001	0.021	0.949	0.962	1.00	mg/L	93	94	1 %
		Beryllium	EPA 200.7	1008288-001	0.005	0.963	0.962	1.00	mg/L	96	96	<1%
		Bismuth	EPA 200.7	1008288-001	<0.100	0.921	0.926	1.00	mg/L	96	96	1 %
		Boron	EPA 200.7	1008288-001	<0.100	0.922	0.944	1.00	mg/L	95	97	2 %
		Cadmium	EPA 200.7	1008288-001	0.004	0.942	0.956	1.00	mg/L	94	95	1 %
		Calcium	EPA 200.7	1008288-001	122	133	133	10.0	mg/L	110	110	<1%
		Chromium	EPA 200.7	1008288-001	0.007	0.924	0.942	1.00	mg/L	92	93	2 %
		Cobalt	EPA 200.7	1008288-001	0.046	0.975	0.991	1.00	mg/L	93	94	2 %
		Copper	EPA 200.7	1008288-001	5.63	11.2	11.2	5.00	mg/L	111	111	<1%
		Gallium	EPA 200.7	1008288-001	<0.100	0.869	0.901	1.00	mg/L	87	90	4 %
		Iron	EPA 200.7	1008288-001	9.55	10.5	10.4	1.00	mg/L	95	85	1 %
		Lithium	EPA 200.7	1008288-001	<0.100	1.11	1.10	1.00	mg/L	110	109	1 %
		Magnesium	EPA 200.7	1008288-001	4.66	13.9	13.9	10.0	mg/L	92	92	<1%
		Manganese	EPA 200.7	1008288-001	0.916	1.84	1.86	1.00	mg/L	92	94	1 %
		Molybdenum	EPA 200.7	1008288-001	<0.010	0.925	0.940	1.00	mg/L	93	95	2 %
		Nickel	EPA 200.7	1008288-001	0.011	4.70	4.78	5.00	mg/L	94	95	2 %

QCBatchID	QCType	Parameter	Method	Spike Sample	Sample Result	MS Result	MSD Result	Spike Value	Units	MS % Rec.	MSD % Rec.	RPD
		Phosphorus	EPA 200.7	1008288-001	<0.500	4.74	4.75	5.00	mg/L	96	96	<1%
		Potassium	EPA 200.7	1008288-001	<0.500	10.8	10.8	10.0	mg/L	106	106	<1%
		Scandium	EPA 200.7	1008288-001	<0.100	0.958	0.961	1.00	mg/L	95	96	<1%
		Silver	EPA 200.7	1008288-001	<0.005	0.084	0.087	0.090	mg/L	96	99	4 %
		Sodium	EPA 200.7	1008288-001	0.804	11.5	11.5	10.0	mg/L	107	107	<1%
		Strontium	EPA 200.7	1008288-001	<0.100	1.05	1.06	1.00	mg/L	100	101	1 %
		Tin	EPA 200.7	1008288-001	<0.100	0.592	0.587	1.00	mg/L	96	95	1 %
		Titanium	EPA 200.7	1008288-001	<0.100	0.983	0.983	1.00	mg/L	98	98	<1%
		Vanadium	EPA 200.7	1008288-001	<0.010	0.961	0.979	1.00	mg/L	96	98	2 %
		Zinc	EPA 200.7	1008288-001	0.308	1.24	1.24	1.00	mg/L	93	93	<1%
QC1008617	MS 1	Mercury	EPA 200.8	1008288-001	<0.000100	0.000990	0.000988	0.001	mg/L	99	99	<1%
		Antimony	EPA 200.8	1008288-001	<0.0025	0.0105	0.0105	0.010	mg/L	105	105	<1%
		Arsenic	EPA 200.8	1008288-001	<0.0050	0.0547	0.0544	0.050	mg/L	109	109	1 %
		Lead	EPA 200.8	1008288-001	<0.0025	0.0101	0.0100	0.010	mg/L	101	100	1 %
		Selenium	EPA 200.8	1008288-001	<0.0050	0.0559	0.0525	0.050	mg/L	112	105	6 %
		Thallium	EPA 200.8	1008288-001	<0.0010	0.0095	0.0096	0.010	mg/L	95	96	1 %
		Uranium	EPA 200.8	1008288-001	0.0583	0.0668	0.0672	0.010	mg/L	85	89	1 %

WETLAB
WESTERN ENVIRONMENTAL TESTING LABORATORY
Specializing in Soil, Hazardous Waste and Water Analysis.
475 E. Greg Street #119 | Sparks, Nevada 89431
tel (775) 355-0202 | fax (775) 355-0817 | www.WETLaboratory.com

Lab Number 1008288
Report Due Date: 8/31
Page 1 of 1

Client: McClelland Laboratories, Inc.
Address: 1016 Greg Street
City, State & Zip: Sparks, NV 89431
Contact: Gene McClelland
Phone: 775-356-1300 | Collector's Name: RJ
Fax: 775-356-8917 | Project Name: 3438
P.O. Number | Project Number
Email: mli@mettest.com

Turnaround Time: Standard | 5 Day | Other

Billing Address (if different than Client Address):
Company
Address
City, State & Zip
Contact
Phone
Fax
Email

Additional Information

Fax Results	Y	N	To: Client	Billing
Email Results	Y	N	To: Client	Billing
Compliance Monitoring	Y	N		
Fax Results to State EPA	Y	N		

Sample Type Codes

DW = Drinking Water	SD = Solid
WW = Wastewater	SO = Soil
SW = Surface Water	HW = Hazardous Waste
MW = Monitoring Well	OTHER:

SAMPLE ID/LOCATION	DATE	TIME	SAMPLE TYPE	NO. OF CONTAINERS	Profile II w/o WAD	Spl. No.
SRK 0872 MWMP	8/17/10	0900	WW	2	X	1
SRK 0873 MWMP						2
SRK 0876 MWMP						3
SRK 0878 MWMP						4
604811 MWMP						5
605218 MWMP						6

1008 1
288 1

Instructions/Comments/Special Requirements:

SAMPLE RECEIPT	DATE	TIME	Samples Relinquished By	Samples Received By
Temperature 12 °C	8/17	4:05	[signature]	[signature]
Custody Seals Intact? Y N (None)				
Number of Containers 22				

To the maximum extent permitted by law, the Client agrees to limit the liability of WETLAB for the Client's damages to the total compesation received, unless other agreements are made in writing. This limitation shall apply regardless of the cause of action or legal theory pled or asserted.

301.2E

WETLAB
WESTERN ENVIRONMENTAL
TESTING LABORATORY

475 E. Greg Street #119 | Sparks, Nevada 89431 | tel (775) 355-0202 | fax (775) 355-0817 | www.WETLaboratory.com

9/8/2010

McClelland Laboratory
1016 Greg Street
Sparks, NV 89431
Attn: Gene McClelland

OrderID: *1008342*

Dear: Gene McClelland

This is to transmit the attached analytical report. The analytical data and information contained therein was generated using specified or selected methods contained in references, such as Standard Methods for the Examination of Water and Wastewater, 18th & 19th editions, Methods for Determination of Organic Compounds in Drinking Water, EPA-600/4-79-020, and Test Methods for Evaluation of Solid Waste, Physical/Chemical Methods (SW846) Third Edition.

The samples were received by WETLAB-Western Environmental Testing Laboratory in good condition on 8/19/2010. Additional comments are located on page 2 of this report.

If you should have any questions or comments regarding this report, please do not hesitate to call.

Sincerely,

Andy Smith
Laboratory Manager

Western Environmental Testing Laboratory
Report Comments

McClelland Laboratory - 1008342

General Comments

None

Specific Comments

None

Data Qualifier Legend

B – Blank contamination; Analyte detected above the method reporting limit in an associated blank

HT – Sample held beyond the accepted holding time

J – The reported value is between the laboratory method detection limit and the laboratory practical quantitation limit

M – Reported value is estimated; The sample matrix interfered with the analysis

N – There was insufficient sample available to perform a spike and/or duplicate on this analytical batch.

NC – Not calculated due to matrix interference

Q – Reported value is estimated; The value failed to meet QC criteria for either precision or accuracy

SA – Reported value was calculated using the method of Standard Additions.

SC – Spike recovery not calculated. Sample concentration >4X the spike amount; therefore, the spike could not be adequately recovered.

Western Environmental Testing Laboratory
Analytical Report

McClelland Laboratory
1016 Greg Street
Sparks, NV 89431
Attn: Gene McClelland
Phone: (775) 356-1300 **Fax:** (775) 356-8917
PO\Project: *3438*

Date Printed: 9/8/2010
OrderID: *1008342*

Customer Sample ID: 605033 MWMP
WETLAB Sample ID: 1008342-001

Collect Date/Time: 8/19/2010 09:00
Receive Date: 8/19/2010 16:25

PROFILE II

Parameter	Method	Results	Units	Reporting Limit	Date Analyzed
pH	SM 4500-H+ B	8.37	pH Units		8/19/2010
Bicarbonate (HCO3)	SM 2320B	99	mg/L	1.0	8/19/2010
Carbonate (CO3)	SM 2320B	1.4	mg/L	1.0	8/19/2010
Hydroxide (OH)	SM 2320B	<1.0	mg/L	1.0	8/19/2010
Total Alkalinity	SM 2320B	83	mg/L as CaCO3	1.0	8/19/2010
Chloride	EPA 300.0	15	mg/L	1.0	8/20/2010
Fluoride	EPA 300.0	6.6	mg/L	0.50	8/20/2010
Sulfate	EPA 300.0	140	mg/L	1.0	8/20/2010
Nitrate Nitrogen	EPA 300.0	<1.0	mg/L	1.0	8/20/2010
Nitrite Nitrogen	EPA 300.0	<0.025	mg/L	0.025	8/20/2010
Total Dissolved Solids (TDS)	SM 2540C	370	mg/L	10	8/24/2010
Aluminum	EPA 200.7	0.056	mg/L	0.045	8/27/2010
Barium	EPA 200.7	0.010	mg/L	0.010	8/27/2010
Beryllium	EPA 200.7	<0.0010	mg/L	0.0010	8/27/2010
Bismuth	EPA 200.7	<0.10	mg/L	0.10	8/27/2010
Boron	EPA 200.7	0.11	mg/L	0.10	8/27/2010
Cadmium	EPA 200.7	<0.0010	mg/L	0.0010	8/27/2010
Calcium	EPA 200.7	53	mg/L	0.50	8/27/2010
Chromium	EPA 200.7	<0.0050	mg/L	0.0050	8/27/2010
Cobalt	EPA 200.7	<0.010	mg/L	0.010	8/27/2010
Copper	EPA 200.7	<0.050	mg/L	0.050	8/27/2010
Gallium	EPA 200.7	<0.10	mg/L	0.10	8/27/2010
Iron	EPA 200.7	<0.010	mg/L	0.010	8/27/2010
Lithium	EPA 200.7	<0.10	mg/L	0.10	8/27/2010
Magnesium	EPA 200.7	7.8	mg/L	0.50	8/27/2010
Manganese	EPA 200.7	0.020	mg/L	0.0050	8/27/2010
Molybdenum	EPA 200.7	0.072	mg/L	0.010	8/27/2010
Nickel	EPA 200.7	<0.010	mg/L	0.010	8/27/2010
Phosphorus	EPA 200.7	<0.50	mg/L	0.50	8/27/2010
Potassium	EPA 200.7	25	mg/L	0.50	8/27/2010

Customer Sample ID: 605033 MWMP
WETLAB Sample ID: 1008342-001
Collect Date/Time: 8/19/2010 09:00
Receive Date: 8/19/2010 16:25

PROFILE II

Parameter	Method	Results	Units	Reporting Limit	Date Analyzed
Scandium	EPA 200.7	<0.10	mg/L	0.10	8/27/2010
Silver	EPA 200.7	<0.0050	mg/L	0.0050	8/27/2010
Sodium	EPA 200.7	40	mg/L	0.50	8/27/2010
Strontium	EPA 200.7	0.59	mg/L	0.10	8/27/2010
Tin	EPA 200.7	<0.10	mg/L	0.10	8/27/2010
Titanium	EPA 200.7	<0.10	mg/L	0.10	8/27/2010
Vanadium	EPA 200.7	0.015	mg/L	0.010	8/27/2010
Zinc	EPA 200.7	<0.010	mg/L	0.010	8/27/2010
Mercury	EPA 200.8	<0.00010	mg/L	0.00010	8/30/2010
Antimony	EPA 200.8	<0.0025	mg/L	0.0025	8/30/2010
Arsenic	EPA 200.8	<0.0050	mg/L	0.0050	8/30/2010
Lead	EPA 200.8	<0.0025	mg/L	0.0025	8/30/2010
Selenium	EPA 200.8	<0.0050	mg/L	0.0050	8/30/2010
Thallium	EPA 200.8	<0.0010	mg/L	0.0010	8/30/2010
Uranium	EPA 200.8	0.016	mg/L	0.010	8/31/2010
Anions	Calculation	5.35	meq/L	0.10	8/31/2010
Cations	Calculation	5.67	meq/L	0.10	8/31/2010
Error	Calculation	2.9	%	1.0	8/31/2010

Customer Sample ID: 605109 MWMP
WETLAB Sample ID: 1008342-002
Collect Date/Time: 8/19/2010 09:00
Receive Date: 8/19/2010 16:25

PROFILE II

Parameter	Method	Results	Units	Reporting Limit	Date Analyzed
pH	SM 4500-H+ B	8.49	pH Units		8/19/2010
Bicarbonate (HCO3)	SM 2320B	100	mg/L	1.0	8/19/2010
Carbonate (CO3)	SM 2320B	2.5	mg/L	1.0	8/19/2010
Hydroxide (OH)	SM 2320B	<1.0	mg/L	1.0	8/19/2010
Total Alkalinity	SM 2320B	87	mg/L as CaCO3	1.0	8/19/2010
Chloride	EPA 300.0	20	mg/L	1.0	8/20/2010
Fluoride	EPA 300.0	6.4	mg/L	0.50	8/20/2010
Sulfate	EPA 300.0	99	mg/L	1.0	8/20/2010
Nitrate Nitrogen	EPA 300.0	<1.0	mg/L	1.0	8/20/2010
Nitrite Nitrogen	EPA 300.0	0.063	mg/L	0.025	8/20/2010
Total Dissolved Solids (TDS)	SM 2540C	370	mg/L	10	8/24/2010
Aluminum	EPA 200.7	<0.045	mg/L	0.045	8/27/2010
Barium	EPA 200.7	0.028	mg/L	0.010	8/27/2010
Beryllium	EPA 200.7	<0.0010	mg/L	0.0010	8/27/2010
Bismuth	EPA 200.7	<0.10	mg/L	0.10	8/27/2010
Boron	EPA 200.7	0.15	mg/L	0.10	8/27/2010
Cadmium	EPA 200.7	<0.0010	mg/L	0.0010	8/27/2010

Customer Sample ID: 605109 MWMP **Collect Date/Time:** 8/19/2010 09:00
WETLAB Sample ID: 1008342-002 **Receive Date:** 8/19/2010 16:25

PROFILE II

Parameter	Method	Results	Units	Reporting Limit	Date Analyzed
Calcium	EPA 200.7	29	mg/L	0.50	8/27/2010
Chromium	EPA 200.7	<0.0050	mg/L	0.0050	8/27/2010
Cobalt	EPA 200.7	<0.010	mg/L	0.010	8/27/2010
Copper	EPA 200.7	<0.050	mg/L	0.050	8/27/2010
Gallium	EPA 200.7	<0.10	mg/L	0.10	8/27/2010
Iron	EPA 200.7	<0.010	mg/L	0.010	8/27/2010
Lithium	EPA 200.7	<0.10	mg/L	0.10	8/27/2010
Magnesium	EPA 200.7	5.6	mg/L	0.50	8/27/2010
Manganese	EPA 200.7	0.018	mg/L	0.0050	8/27/2010
Molybdenum	EPA 200.7	0.074	mg/L	0.010	8/27/2010
Nickel	EPA 200.7	<0.010	mg/L	0.010	8/27/2010
Phosphorus	EPA 200.7	<0.50	mg/L	0.50	8/27/2010
Potassium	EPA 200.7	28	mg/L	0.50	8/27/2010
Scandium	EPA 200.7	<0.10	mg/L	0.10	8/27/2010
Silver	EPA 200.7	<0.0050	mg/L	0.0050	8/27/2010
Sodium	EPA 200.7	53	mg/L	0.50	8/27/2010
Strontium	EPA 200.7	1.2	mg/L	0.10	8/27/2010
Tin	EPA 200.7	<0.10	mg/L	0.10	8/27/2010
Titanium	EPA 200.7	<0.10	mg/L	0.10	8/27/2010
Vanadium	EPA 200.7	0.011	mg/L	0.010	8/27/2010
Zinc	EPA 200.7	<0.010	mg/L	0.010	8/27/2010
Mercury	EPA 200.8	<0.00010	mg/L	0.00010	9/2/2010
Antimony	EPA 200.8	<0.0025	mg/L	0.0025	9/1/2010
Arsenic	EPA 200.8	<0.0050	mg/L	0.0050	9/1/2010
Lead	EPA 200.8	<0.0025	mg/L	0.0025	9/1/2010
Selenium	EPA 200.8	0.0062	mg/L	0.0050	9/1/2010
Thallium	EPA 200.8	<0.0010	mg/L	0.0010	9/1/2010
Uranium	EPA 200.8	0.014	mg/L	0.010	9/1/2010
Anions	Calculation	4.68	meq/L	0.10	8/31/2010
Cations	Calculation	4.93	meq/L	0.10	8/31/2010
Error	Calculation	2.6	%	1.0	8/31/2010

Customer Sample ID: 604787 MWMP **Collect Date/Time:** 8/19/2010 09:00
WETLAB Sample ID: 1008342-003 **Receive Date:** 8/19/2010 16:25

PROFILE II

Parameter	Method	Results	Units	Reporting Limit	Date Analyzed
pH	SM 4500-H+ B	8.28	pH Units		8/19/2010
Bicarbonate (HCO3)	SM 2320B	130	mg/L	1.0	8/19/2010
Carbonate (CO3)	SM 2320B	<1.0	mg/L	1.0	8/19/2010
Hydroxide (OH)	SM 2320B	<1.0	mg/L	1.0	8/19/2010

Customer Sample ID: 604787 MWMP
WETLAB Sample ID: 1008342-003

Collect Date/Time: 8/19/2010 09:00
Receive Date: 8/19/2010 16:25

PROFILE II

Parameter	Method	Results	Units	Reporting Limit	Date Analyzed
Total Alkalinity	SM 2320B	110	mg/L as CaCO3	1.0	8/19/2010
Chloride	EPA 300.0	9.4	mg/L	1.0	8/20/2010
Fluoride	EPA 300.0	4.2	mg/L	0.10	8/20/2010
Sulfate	EPA 300.0	190	mg/L	1.0	8/20/2010
Nitrate Nitrogen	EPA 300.0	<1.0	mg/L	1.0	8/20/2010
Nitrite Nitrogen	EPA 300.0	0.19	mg/L	0.025	8/20/2010
Total Dissolved Solids (TDS)	SM 2540C	520	mg/L	10	8/24/2010
Aluminum	EPA 200.7	<0.045	mg/L	0.045	8/27/2010
Barium	EPA 200.7	0.044	mg/L	0.010	8/27/2010
Beryllium	EPA 200.7	<0.0010	mg/L	0.0010	8/27/2010
Bismuth	EPA 200.7	<0.10	mg/L	0.10	8/27/2010
Boron	EPA 200.7	<0.10	mg/L	0.10	8/27/2010
Cadmium	EPA 200.7	<0.0010	mg/L	0.0010	8/27/2010
Calcium	EPA 200.7	85	mg/L	0.50	8/27/2010
Chromium	EPA 200.7	<0.0050	mg/L	0.0050	8/27/2010
Cobalt	EPA 200.7	<0.010	mg/L	0.010	8/27/2010
Copper	EPA 200.7	<0.050	mg/L	0.050	8/27/2010
Gallium	EPA 200.7	<0.10	mg/L	0.10	8/27/2010
Iron	EPA 200.7	<0.010	mg/L	0.010	8/27/2010
Lithium	EPA 200.7	<0.10	mg/L	0.10	8/27/2010
Magnesium	EPA 200.7	12	mg/L	0.50	8/27/2010
Manganese	EPA 200.7	0.033	mg/L	0.0050	8/27/2010
Molybdenum	EPA 200.7	0.40	mg/L	0.010	8/27/2010
Nickel	EPA 200.7	<0.010	mg/L	0.010	8/27/2010
Phosphorus	EPA 200.7	<0.50	mg/L	0.50	8/27/2010
Potassium	EPA 200.7	11	mg/L	0.50	8/27/2010
Scandium	EPA 200.7	<0.10	mg/L	0.10	8/27/2010
Silver	EPA 200.7	<0.0050	mg/L	0.0050	8/27/2010
Sodium	EPA 200.7	34	mg/L	0.50	8/27/2010
Strontium	EPA 200.7	0.74	mg/L	0.10	8/27/2010
Tin	EPA 200.7	<0.10	mg/L	0.10	8/27/2010
Titanium	EPA 200.7	<0.10	mg/L	0.10	8/27/2010
Vanadium	EPA 200.7	0.015	mg/L	0.010	8/27/2010
Zinc	EPA 200.7	<0.010	mg/L	0.010	8/27/2010
Mercury	EPA 200.8	0.00047	mg/L	0.00010	9/2/2010
Antimony	EPA 200.8	0.0063	mg/L	0.0025	9/2/2010
Arsenic	EPA 200.8	0.0083	mg/L	0.0050	9/2/2010
Lead	EPA 200.8	<0.0005	mg/L	0.0005	9/3/2010
Selenium	EPA 200.8	0.017	mg/L	0.0050	9/2/2010
Thallium	EPA 200.8	<0.0020	mg/L	0.0020	9/3/2010
Uranium	EPA 200.8	0.11 SC	mg/L	0.020	9/3/2010

Customer Sample ID: 604787 MWMP **Collect Date/Time:** 8/19/2010 09:00
WETLAB Sample ID: 1008342-003 **Receive Date:** 8/19/2010 16:25

PROFILE II

Parameter	Method	Results	Units	Reporting Limit	Date Analyzed
Anions	Calculation	6.57	meq/L	0.10	8/31/2010
Cations	Calculation	6.99	meq/L	0.10	8/31/2010
Error	Calculation	3.1	%	1.0	8/31/2010

Customer Sample ID: 604790 MWMP **Collect Date/Time:** 8/19/2010 09:00
WETLAB Sample ID: 1008342-004 **Receive Date:** 8/19/2010 16:25

PROFILE II

Parameter	Method	Results	Units	Reporting Limit	Date Analyzed
pH	SM 4500-H+ B	8.22	pH Units		8/19/2010
Bicarbonate (HCO3)	SM 2320B	110	mg/L	1.0	8/19/2010
Carbonate (CO3)	SM 2320B	<1.0	mg/L	1.0	8/19/2010
Hydroxide (OH)	SM 2320B	<1.0	mg/L	1.0	8/19/2010
Total Alkalinity	SM 2320B	91	mg/L as CaCO3	1.0	8/19/2010
Chloride	EPA 300.0	15	mg/L	1.0	8/20/2010
Fluoride	EPA 300.0	4.8	mg/L	0.10	8/20/2010
Sulfate	EPA 300.0	140	mg/L	1.0	8/20/2010
Nitrate Nitrogen	EPA 300.0	<1.0	mg/L	1.0	8/20/2010
Nitrite Nitrogen	EPA 300.0	0.051	mg/L	0.025	8/20/2010
Total Dissolved Solids (TDS)	SM 2540C	440	mg/L	10	8/24/2010
Aluminum	EPA 200.7	<0.045	mg/L	0.045	8/27/2010
Barium	EPA 200.7	0.040	mg/L	0.010	8/27/2010
Beryllium	EPA 200.7	<0.0010	mg/L	0.0010	8/27/2010
Bismuth	EPA 200.7	<0.10	mg/L	0.10	8/27/2010
Boron	EPA 200.7	<0.10	mg/L	0.10	8/27/2010
Cadmium	EPA 200.7	<0.0010	mg/L	0.0010	8/27/2010
Calcium	EPA 200.7	61	mg/L	0.50	8/27/2010
Chromium	EPA 200.7	<0.0050	mg/L	0.0050	8/27/2010
Cobalt	EPA 200.7	<0.010	mg/L	0.010	8/27/2010
Copper	EPA 200.7	<0.050	mg/L	0.050	8/27/2010
Gallium	EPA 200.7	<0.10	mg/L	0.10	8/27/2010
Iron	EPA 200.7	<0.010	mg/L	0.010	8/27/2010
Lithium	EPA 200.7	<0.10	mg/L	0.10	8/27/2010
Magnesium	EPA 200.7	9.5	mg/L	0.50	8/27/2010
Manganese	EPA 200.7	0.026	mg/L	0.0050	8/27/2010
Molybdenum	EPA 200.7	0.11	mg/L	0.010	8/27/2010
Nickel	EPA 200.7	<0.010	mg/L	0.010	8/27/2010
Phosphorus	EPA 200.7	<0.50	mg/L	0.50	8/27/2010
Potassium	EPA 200.7	19	mg/L	0.50	8/27/2010
Scandium	EPA 200.7	<0.10	mg/L	0.10	8/27/2010
Silver	EPA 200.7	<0.0050	mg/L	0.0050	8/27/2010

Customer Sample ID: 604790 MWMP
WETLAB Sample ID: 1008342-004

Collect Date/Time: 8/19/2010 09:00
Receive Date: 8/19/2010 16:25

PROFILE II

Parameter	Method	Results	Units	Reporting Limit	Date Analyzed
Sodium	EPA 200.7	34	mg/L	0.50	8/27/2010
Strontium	EPA 200.7	0.55	mg/L	0.10	8/27/2010
Tin	EPA 200.7	<0.10	mg/L	0.10	8/27/2010
Titanium	EPA 200.7	<0.10	mg/L	0.10	8/27/2010
Vanadium	EPA 200.7	0.010	mg/L	0.010	8/27/2010
Zinc	EPA 200.7	<0.010	mg/L	0.010	8/27/2010
Mercury	EPA 200.8	0.00014	mg/L	0.00010	9/2/2010
Antimony	EPA 200.8	0.0034	mg/L	0.0025	9/2/2010
Arsenic	EPA 200.8	<0.0050	mg/L	0.0050	9/2/2010
Lead	EPA 200.8	<0.0025	mg/L	0.0025	9/3/2010
Selenium	EPA 200.8	0.015	mg/L	0.0050	9/2/2010
Thallium	EPA 200.8	<0.0010	mg/L	0.0010	9/3/2010
Uranium	EPA 200.8	0.081	mg/L	0.010	9/3/2010
Anions	Calculation	5.39	meq/L	0.10	8/31/2010
Cations	Calculation	5.79	meq/L	0.10	8/31/2010
Error	Calculation	3.6	%	1.0	8/31/2010

Western Environmental Testing Laboratory
QC Report

QCBatchID	QCType	Parameter	Method	Result	Units
QC1008611	Blank 1	Fluoride	EPA 300.0	<0.10	mg/L
QC1008611	Blank 2	Fluoride	EPA 300.0	<0.10	mg/L
QC1008612	Blank 1	Chloride	EPA 300.0	<1.0	mg/L
QC1008612	Blank 2	Chloride	EPA 300.0	<1.0	mg/L
QC1008612	Blank 3	Chloride	EPA 300.0	<1.0	mg/L
QC1008613	Blank 1	Nitrite Nitrogen	EPA 300.0	<0.025	mg/L
QC1008613	Blank 2	Nitrite Nitrogen	EPA 300.0	<0.025	mg/L
QC1008614	Blank 1	Nitrate Nitrogen	EPA 300.0	<1.0	mg/L
QC1008614	Blank 2	Nitrate Nitrogen	EPA 300.0	<1.0	mg/L
QC1008615	Blank 1	Sulfate	EPA 300.0	<1.0	mg/L
QC1008615	Blank 2	Sulfate	EPA 300.0	<1.0	mg/L
QC1008615	Blank 3	Sulfate	EPA 300.0	<1.0	mg/L
QC1008716	Blank 1	Total Dissolved Solids (TDS)	SM 2540C	<10	mg/L
QC1008716	Blank 2	Total Dissolved Solids (TDS)	SM 2540C	<10	mg/L
QC1008745	Blank 1	Aluminum	EPA 200.7	<0.045	mg/L
		Barium	EPA 200.7	<0.010	mg/L
		Beryllium	EPA 200.7	<0.0010	mg/L
		Bismuth	EPA 200.7	<0.10	mg/L
		Boron	EPA 200.7	<0.10	mg/L
		Cadmium	EPA 200.7	<0.0010	mg/L
		Calcium	EPA 200.7	<0.50	mg/L
		Chromium	EPA 200.7	<0.0050	mg/L
		Cobalt	EPA 200.7	<0.010	mg/L
		Copper	EPA 200.7	<0.050	mg/L
		Gallium	EPA 200.7	<0.10	mg/L
		Iron	EPA 200.7	<0.010	mg/L
		Lithium	EPA 200.7	<0.10	mg/L
		Magnesium	EPA 200.7	<0.50	mg/L
		Manganese	EPA 200.7	<0.0050	mg/L
		Molybdenum	EPA 200.7	<0.010	mg/L
		Nickel	EPA 200.7	<0.010	mg/L
		Phosphorus	EPA 200.7	<0.50	mg/L
		Potassium	EPA 200.7	<0.50	mg/L
		Scandium	EPA 200.7	<0.10	mg/L
		Silver	EPA 200.7	<0.0050	mg/L
		Sodium	EPA 200.7	<0.50	mg/L
		Strontium	EPA 200.7	<0.10	mg/L
		Tin	EPA 200.7	<0.10	mg/L
		Titanium	EPA 200.7	<0.10	mg/L
		Vanadium	EPA 200.7	<0.010	mg/L
		Zinc	EPA 200.7	<0.010	mg/L
QC1008746	Blank 1	Aluminum	EPA 200.7	<0.045	mg/L
		Barium	EPA 200.7	<0.010	mg/L
		Beryllium	EPA 200.7	<0.0010	mg/L
		Bismuth	EPA 200.7	<0.10	mg/L
		Boron	EPA 200.7	<0.10	mg/L
		Cadmium	EPA 200.7	<0.0010	mg/L
		Calcium	EPA 200.7	<0.50	mg/L
		Chromium	EPA 200.7	<0.0050	mg/L
		Cobalt	EPA 200.7	<0.010	mg/L

QCBatchID	QCType	Parameter	Method	Result	Units
		Copper	EPA 200.7	<0.050	mg/L
		Gallium	EPA 200.7	<0.10	mg/L
		Iron	EPA 200.7	<0.010	mg/L
		Lithium	EPA 200.7	<0.10	mg/L
		Magnesium	EPA 200.7	<0.50	mg/L
		Manganese	EPA 200.7	<0.0050	mg/L
		Molybdenum	EPA 200.7	<0.010	mg/L
		Nickel	EPA 200.7	<0.010	mg/L
		Phosphorus	EPA 200.7	<0.50	mg/L
		Potassium	EPA 200.7	<0.50	mg/L
		Scandium	EPA 200.7	<0.10	mg/L
		Silver	EPA 200.7	<0.0050	mg/L
		Sodium	EPA 200.7	<0.50	mg/L
		Strontium	EPA 200.7	<0.10	mg/L
		Tin	EPA 200.7	<0.10	mg/L
		Titanium	EPA 200.7	<0.10	mg/L
		Vanadium	EPA 200.7	<0.010	mg/L
		Zinc	EPA 200.7	<0.010	mg/L
QC1008759	Blank 1	Aluminum	EPA 200.7	<0.045	mg/L
		Barium	EPA 200.7	<0.010	mg/L
		Beryllium	EPA 200.7	<0.0010	mg/L
		Bismuth	EPA 200.7	<0.10	mg/L
		Boron	EPA 200.7	<0.10	mg/L
		Cadmium	EPA 200.7	<0.0010	mg/L
		Calcium	EPA 200.7	<0.50	mg/L
		Chromium	EPA 200.7	<0.0050	mg/L
		Cobalt	EPA 200.7	<0.010	mg/L
		Copper	EPA 200.7	<0.050	mg/L
		Gallium	EPA 200.7	<0.10	mg/L
		Iron	EPA 200.7	<0.010	mg/L
		Lithium	EPA 200.7	<0.10	mg/L
		Magnesium	EPA 200.7	<0.50	mg/L
		Manganese	EPA 200.7	<0.0050	mg/L
		Molybdenum	EPA 200.7	<0.010	mg/L
		Nickel	EPA 200.7	<0.010	mg/L
		Phosphorus	EPA 200.7	<0.50	mg/L
		Potassium	EPA 200.7	<0.50	mg/L
		Scandium	EPA 200.7	<0.10	mg/L
		Silver	EPA 200.7	<0.0050	mg/L
		Sodium	EPA 200.7	<0.50	mg/L
		Strontium	EPA 200.7	<0.10	mg/L
		Tin	EPA 200.7	<0.10	mg/L
		Titanium	EPA 200.7	<0.10	mg/L
		Vanadium	EPA 200.7	<0.010	mg/L
		Zinc	EPA 200.7	<0.010	mg/L
QC1008760	Blank 1	Aluminum	EPA 200.7	<0.045	mg/L
		Barium	EPA 200.7	<0.010	mg/L
		Beryllium	EPA 200.7	<0.0010	mg/L
		Bismuth	EPA 200.7	<0.10	mg/L
		Boron	EPA 200.7	<0.10	mg/L
		Cadmium	EPA 200.7	<0.0010	mg/L
		Calcium	EPA 200.7	<0.50	mg/L
		Chromium	EPA 200.7	<0.0050	mg/L
		Cobalt	EPA 200.7	<0.010	mg/L
		Copper	EPA 200.7	<0.050	mg/L
		Gallium	EPA 200.7	<0.10	mg/L

QCBatchID	QCType	Parameter	Method	Result	Units
		Iron	EPA 200.7	<0.010	mg/L
		Lithium	EPA 200.7	<0.10	mg/L
		Magnesium	EPA 200.7	<0.50	mg/L
		Manganese	EPA 200.7	<0.0050	mg/L
		Molybdenum	EPA 200.7	<0.010	mg/L
		Nickel	EPA 200.7	<0.010	mg/L
		Phosphorus	EPA 200.7	<0.50	mg/L
		Potassium	EPA 200.7	<0.50	mg/L
		Scandium	EPA 200.7	<0.10	mg/L
		Silver	EPA 200.7	<0.0050	mg/L
		Sodium	EPA 200.7	<0.50	mg/L
		Strontium	EPA 200.7	<0.10	mg/L
		Tin	EPA 200.7	<0.10	mg/L
		Titanium	EPA 200.7	<0.10	mg/L
		Vanadium	EPA 200.7	<0.010	mg/L
		Zinc	EPA 200.7	<0.010	mg/L
QC1008765	Blank 1	Mercury	EPA 200.8	<0.00010	mg/L
		Antimony	EPA 200.8	<0.0025	mg/L
		Arsenic	EPA 200.8	<0.0050	mg/L
		Lead	EPA 200.8	<0.0025	mg/L
		Selenium	EPA 200.8	<0.0050	mg/L
		Thallium	EPA 200.8	<0.0010	mg/L
		Uranium	EPA 200.8	<0.010	mg/L
QC1009047	Blank 1	Mercury	EPA 200.8	<0.00010	mg/L
		Antimony	EPA 200.8	<0.0025	mg/L
		Arsenic	EPA 200.8	<0.0050	mg/L
		Lead	EPA 200.8	<0.0025	mg/L
		Selenium	EPA 200.8	<0.0050	mg/L
		Thallium	EPA 200.8	<0.0010	mg/L
		Uranium	EPA 200.8	<0.010	mg/L
QC1009048	Blank 1	Mercury	EPA 200.8	<0.00010	mg/L
		Antimony	EPA 200.8	<0.0025	mg/L
		Arsenic	EPA 200.8	<0.0050	mg/L
		Lead	EPA 200.8	<0.0025	mg/L
		Selenium	EPA 200.8	<0.0050	mg/L
		Thallium	EPA 200.8	<0.0010	mg/L
		Uranium	EPA 200.8	<0.010	mg/L
QC1009049	Blank 1	Mercury	EPA 200.8	<0.00010	mg/L
		Antimony	EPA 200.8	<0.0025	mg/L
		Arsenic	EPA 200.8	<0.0050	mg/L
		Lead	EPA 200.8	<0.0025	mg/L
		Selenium	EPA 200.8	<0.0050	mg/L
		Thallium	EPA 200.8	<0.0010	mg/L
		Uranium	EPA 200.8	<0.010	mg/L

QCBatchID	QCType	Parameter	Method	Result	Actual	% Recovery	Units
QC1008543	LCS 1	pH	SM 4500-H+ B	7.03	7.00	100	pH Units
QC1008543	LCS 2	pH	SM 4500-H+ B	7.03	7.00	100	pH Units
QC1008543	LCS 3	pH	SM 4500-H+ B	7.03	7.00	100	pH Units
QC1008543	LCS 4	pH	SM 4500-H+ B	7.03	7.00	100	pH Units
QC1008545	LCS 1	Alkalinity	SM 2320B	94.6	100	95	mg/L
QC1008545	LCS 2	Alkalinity	SM 2320B	94.6	100	95	mg/L
QC1008545	LCS 3	Alkalinity	SM 2320B	93.7	100	94	mg/L
QC1008611	LCS 1	Fluoride	EPA 300.0	2.00	2.00	100	mg/L
QC1008612	LCS 1	Chloride	EPA 300.0	10.0	10.0	100	mg/L
QC1008613	LCS 1	Nitrite Nitrogen	EPA 300.0	0.550	0.500	110	mg/L

QCBatchID	QCType	Parameter	Method	Result	Actual	% Recovery	Units
QC1008614	LCS 1	Nitrate Nitrogen	EPA 300.0	1.96	2.00	98	mg/L
QC1008615	LCS 1	Sulfate	EPA 300.0	24.8	25.0	99	mg/L
QC1008716	LCS 1	Total Dissolved Solids (TDS)	SM 2540C	157	150	105	mg/L
QC1008716	LCS 2	Total Dissolved Solids (TDS)	SM 2540C	152	150	101	mg/L
QC1008745	LCS 1	Aluminum	EPA 200.7	1.05	1.00	105	mg/L
		Barium	EPA 200.7	1.04	1.00	104	mg/L
		Beryllium	EPA 200.7	1.09	1.00	109	mg/L
		Bismuth	EPA 200.7	1.06	1.00	106	mg/L
		Boron	EPA 200.7	1.01	1.00	101	mg/L
		Cadmium	EPA 200.7	1.07	1.00	107	mg/L
		Calcium	EPA 200.7	11.1	10.0	111	mg/L
		Chromium	EPA 200.7	1.01	1.00	101	mg/L
		Cobalt	EPA 200.7	1.02	1.00	102	mg/L
		Copper	EPA 200.7	5.06	5.00	101	mg/L
		Gallium	EPA 200.7	1.07	1.00	107	mg/L
		Iron	EPA 200.7	1.05	1.00	105	mg/L
		Lithium	EPA 200.7	1.04	1.00	104	mg/L
		Magnesium	EPA 200.7	10.7	10.0	107	mg/L
		Manganese	EPA 200.7	1.07	1.00	107	mg/L
		Molybdenum	EPA 200.7	1.00	1.00	100	mg/L
		Nickel	EPA 200.7	5.24	5.00	105	mg/L
		Phosphorus	EPA 200.7	5.10	5.00	102	mg/L
		Potassium	EPA 200.7	10.9	10.0	109	mg/L
		Scandium	EPA 200.7	1.05	1.00	105	mg/L
		Silver	EPA 200.7	0.097	0.090	108	mg/L
		Sodium	EPA 200.7	10.7	10.0	107	mg/L
		Strontium	EPA 200.7	1.07	1.00	107	mg/L
		Tin	EPA 200.7	1.04	1.00	104	mg/L
		Titanium	EPA 200.7	1.03	1.00	103	mg/L
		Vanadium	EPA 200.7	1.04	1.00	104	mg/L
		Zinc	EPA 200.7	1.06	1.00	106	mg/L
QC1008746	LCS 1	Aluminum	EPA 200.7	1.08	1.00	108	mg/L
		Barium	EPA 200.7	1.08	1.00	108	mg/L
		Beryllium	EPA 200.7	1.07	1.00	107	mg/L
		Bismuth	EPA 200.7	1.11	1.00	111	mg/L
		Boron	EPA 200.7	1.05	1.00	105	mg/L
		Cadmium	EPA 200.7	1.09	1.00	109	mg/L
		Calcium	EPA 200.7	10.8	10.0	108	mg/L
		Chromium	EPA 200.7	1.06	1.00	106	mg/L
		Cobalt	EPA 200.7	1.08	1.00	108	mg/L
		Copper	EPA 200.7	5.38	5.00	108	mg/L
		Gallium	EPA 200.7	1.08	1.00	108	mg/L
		Iron	EPA 200.7	1.07	1.00	107	mg/L
		Lithium	EPA 200.7	1.06	1.00	106	mg/L
		Magnesium	EPA 200.7	10.8	10.0	108	mg/L
		Manganese	EPA 200.7	1.07	1.00	107	mg/L
		Molybdenum	EPA 200.7	1.06	1.00	106	mg/L
		Nickel	EPA 200.7	5.39	5.00	108	mg/L
		Phosphorus	EPA 200.7	5.34	5.00	107	mg/L
		Potassium	EPA 200.7	10.7	10.0	107	mg/L
		Scandium	EPA 200.7	1.07	1.00	107	mg/L
		Silver	EPA 200.7	0.102	0.090	113	mg/L
		Sodium	EPA 200.7	10.6	10.0	106	mg/L
		Strontium	EPA 200.7	1.07	1.00	107	mg/L
		Tin	EPA 200.7	1.06	1.00	106	mg/L
		Titanium	EPA 200.7	1.06	1.00	106	mg/L

QCBatchID	QCType	Parameter	Method	Result	Actual	% Recovery	Units
		Vanadium	EPA 200.7	1.07	1.00	107	mg/L
		Zinc	EPA 200.7	1.12	1.00	112	mg/L
QC1008759	LCS 1	Aluminum	EPA 200.7	1.08	1.00	108	mg/L
		Barium	EPA 200.7	1.08	1.00	108	mg/L
		Beryllium	EPA 200.7	1.07	1.00	107	mg/L
		Bismuth	EPA 200.7	1.11	1.00	111	mg/L
		Boron	EPA 200.7	1.05	1.00	105	mg/L
		Cadmium	EPA 200.7	1.09	1.00	109	mg/L
		Calcium	EPA 200.7	10.8	10.0	108	mg/L
		Chromium	EPA 200.7	1.06	1.00	106	mg/L
		Cobalt	EPA 200.7	1.08	1.00	108	mg/L
		Copper	EPA 200.7	5.38	5.00	108	mg/L
		Gallium	EPA 200.7	1.08	1.00	108	mg/L
		Iron	EPA 200.7	1.07	1.00	107	mg/L
		Lithium	EPA 200.7	1.06	1.00	106	mg/L
		Magnesium	EPA 200.7	10.8	10.0	108	mg/L
		Manganese	EPA 200.7	1.07	1.00	107	mg/L
		Molybdenum	EPA 200.7	1.06	1.00	106	mg/L
		Nickel	EPA 200.7	5.39	5.00	108	mg/L
		Phosphorus	EPA 200.7	5.34	5.00	107	mg/L
		Potassium	EPA 200.7	10.7	10.0	107	mg/L
		Scandium	EPA 200.7	1.07	1.00	107	mg/L
		Silver	EPA 200.7	0.102	0.090	113	mg/L
		Sodium	EPA 200.7	10.6	10.0	106	mg/L
		Strontium	EPA 200.7	1.07	1.00	107	mg/L
		Tin	EPA 200.7	1.06	1.00	106	mg/L
		Titanium	EPA 200.7	1.06	1.00	106	mg/L
		Vanadium	EPA 200.7	1.07	1.00	107	mg/L
		Zinc	EPA 200.7	1.12	1.00	112	mg/L
QC1008760	LCS 1	Aluminum	EPA 200.7	1.06	1.00	106	mg/L
		Barium	EPA 200.7	1.03	1.00	103	mg/L
		Beryllium	EPA 200.7	1.07	1.00	107	mg/L
		Bismuth	EPA 200.7	1.04	1.00	104	mg/L
		Boron	EPA 200.7	1.01	1.00	101	mg/L
		Cadmium	EPA 200.7	1.03	1.00	103	mg/L
		Calcium	EPA 200.7	10.7	10.0	107	mg/L
		Chromium	EPA 200.7	1.02	1.00	102	mg/L
		Cobalt	EPA 200.7	1.02	1.00	102	mg/L
		Copper	EPA 200.7	5.23	5.00	105	mg/L
		Gallium	EPA 200.7	1.04	1.00	104	mg/L
		Iron	EPA 200.7	1.05	1.00	105	mg/L
		Lithium	EPA 200.7	1.04	1.00	104	mg/L
		Magnesium	EPA 200.7	10.4	10.0	104	mg/L
		Manganese	EPA 200.7	1.06	1.00	106	mg/L
		Molybdenum	EPA 200.7	0.976	1.00	98	mg/L
		Nickel	EPA 200.7	5.13	5.00	103	mg/L
		Phosphorus	EPA 200.7	4.94	5.00	99	mg/L
		Potassium	EPA 200.7	10.6	10.0	106	mg/L
		Scandium	EPA 200.7	1.06	1.00	106	mg/L
		Silver	EPA 200.7	0.096	0.090	107	mg/L
		Sodium	EPA 200.7	10.6	10.0	106	mg/L
		Strontium	EPA 200.7	1.08	1.00	108	mg/L
		Tin	EPA 200.7	0.985	1.00	98	mg/L
		Titanium	EPA 200.7	1.04	1.00	104	mg/L
		Vanadium	EPA 200.7	1.04	1.00	104	mg/L
		Zinc	EPA 200.7	0.994	1.00	99	mg/L

QCBatchID	QCType	Parameter	Method	Result	Actual	% Recovery	Units
QC1008765	LCS 1	Mercury	EPA 200.8	0.000937	0.001	94	mg/L
		Antimony	EPA 200.8	0.0101	0.010	101	mg/L
		Arsenic	EPA 200.8	0.0484	0.050	97	mg/L
		Lead	EPA 200.8	0.0093	0.010	93	mg/L
		Selenium	EPA 200.8	0.0482	0.050	96	mg/L
		Thallium	EPA 200.8	0.0091	0.010	91	mg/L
		Uranium	EPA 200.8	<0.0100	0.010	88	mg/L
QC1009047	LCS 1	Mercury	EPA 200.8	0.000983	0.001	98	mg/L
		Antimony	EPA 200.8	0.0098	0.010	98	mg/L
		Arsenic	EPA 200.8	0.0504	0.050	101	mg/L
		Lead	EPA 200.8	0.0102	0.010	102	mg/L
		Selenium	EPA 200.8	0.0465	0.050	93	mg/L
		Thallium	EPA 200.8	0.0101	0.010	101	mg/L
		Uranium	EPA 200.8	<0.0100	0.010	98	mg/L
QC1009048	LCS 1	Mercury	EPA 200.8	0.000983	0.001	98	mg/L
		Antimony	EPA 200.8	0.0098	0.010	98	mg/L
		Arsenic	EPA 200.8	0.0504	0.050	101	mg/L
		Lead	EPA 200.8	0.0102	0.010	102	mg/L
		Selenium	EPA 200.8	0.0465	0.050	93	mg/L
		Thallium	EPA 200.8	0.0101	0.010	101	mg/L
		Uranium	EPA 200.8	<0.0100	0.010	98	mg/L
QC1009049	LCS 1	Mercury	EPA 200.8	0.001031	0.001	103	mg/L
		Antimony	EPA 200.8	0.0111	0.010	111	mg/L
		Arsenic	EPA 200.8	0.0518	0.050	104	mg/L
		Lead	EPA 200.8	0.0106	0.010	106	mg/L
		Selenium	EPA 200.8	0.0519	0.050	104	mg/L
		Thallium	EPA 200.8	0.0105	0.010	105	mg/L
		Uranium	EPA 200.8	0.0109	0.010	109	mg/L

QCBatchID	QCType	Parameter	Method	Duplicate Sample	Sample Result	Duplicate Result	Units	RPD
QC1008543	Duplicate 1	pH	SM 4500-H+ B	1008055-001	7.72	7.72	pH Units	<1%
QC1008543	Duplicate 2	pH	SM 4500-H+ B	1008057-001	7.76	7.74	pH Units	<1%
QC1008543	Duplicate 3	pH	SM 4500-H+ B	1008059-001	7.85	7.85	pH Units	<1%
QC1008543	Duplicate 4	pH	SM 4500-H+ B	1008061-001	7.86	7.88	pH Units	<1%
QC1008543	Duplicate 5	pH	SM 4500-H+ B	1008063-001	7.88	7.90	pH Units	<1%
QC1008543	Duplicate 6	pH	SM 4500-H+ B	1008330-001	7.50	7.53	pH Units	<1%
QC1008543	Duplicate 7	pH	SM 4500-H+ B	1008342-004	8.22	8.26	pH Units	<1%
QC1008545	Duplicate 1	Bicarbonate (HCO3)	SM 2320B	1008055-001	348	351	mg/L	1 %
		Carbonate (CO3)	SM 2320B	1008055-001	<1.000	<1.000	mg/L	<1%
		Hydroxide (OH)	SM 2320B	1008055-001	<1.000	<1.000	mg/L	<1%
		Total Alkalinity	SM 2320B	1008055-001	286	288	mg/L as CaCO3	1 %
QC1008545	Duplicate 2	Bicarbonate (HCO3)	SM 2320B	1008057-001	351	352	mg/L	<1%
		Carbonate (CO3)	SM 2320B	1008057-001	<1.000	<1.000	mg/L	<1%
		Hydroxide (OH)	SM 2320B	1008057-001	<1.000	<1.000	mg/L	<1%
		Total Alkalinity	SM 2320B	1008057-001	288	289	mg/L as CaCO3	<1%
QC1008545	Duplicate 3	Bicarbonate (HCO3)	SM 2320B	1008059-001	329	330	mg/L	<1%
		Carbonate (CO3)	SM 2320B	1008059-001	<1.000	<1.000	mg/L	<1%
		Hydroxide (OH)	SM 2320B	1008059-001	<1.000	<1.000	mg/L	<1%
		Total Alkalinity	SM 2320B	1008059-001	270	271	mg/L as CaCO3	<1%
QC1008545	Duplicate 4	Bicarbonate (HCO3)	SM 2320B	1008061-001	357	358	mg/L	<1%
		Carbonate (CO3)	SM 2320B	1008061-001	<1.000	<1.000	mg/L	<1%
		Hydroxide (OH)	SM 2320B	1008061-001	<1.000	<1.000	mg/L	<1%
		Total Alkalinity	SM 2320B	1008061-001	293	294	mg/L as CaCO3	<1%
QC1008545	Duplicate 5	Bicarbonate (HCO3)	SM 2320B	1008063-001	302	303	mg/L	<1%
		Carbonate (CO3)	SM 2320B	1008063-001	<1.000	<1.000	mg/L	<1%

QCBatchID	QCType	Parameter	Method	Duplicate Sample	Sample Result	Duplicate Result	Units	RPD
		Hydroxide (OH)	SM 2320B	1008063-001	<1.000	<1.000	mg/L	<1%
		Total Alkalinity	SM 2320B	1008063-001	248	249	mg/L as CaCO3	<1%
QC1008545	Duplicate 6	Bicarbonate (HCO3)	SM 2320B	1008330-001	206	209	mg/L	1 %
		Carbonate (CO3)	SM 2320B	1008330-001	<1.000	<1.000	mg/L	<1%
		Hydroxide (OH)	SM 2320B	1008330-001	<1.000	<1.000	mg/L	<1%
		Total Alkalinity	SM 2320B	1008330-001	169	171	mg/L as CaCO3	1 %
QC1008716	Duplicate 1	Total Dissolved Solids (TDS)	SM 2540C	1008342-001	366	379	mg/L	3 %
QC1008716	Duplicate 2	Total Dissolved Solids (TDS)	SM 2540C	1008355-004	632	684	mg/L	1 %
QC1008716	Duplicate 3	Total Dissolved Solids (TDS)	SM 2540C	1008356-003	2160	2226	mg/L	3 %
QC1008716	Duplicate 4	Total Dissolved Solids (TDS)	SM 2540C	1008365-001	227	233	mg/L	3 %

QCBatchID	QCType	Parameter	Method	Spike Sample	Sample Result		MS Result	MSD Result	Spike Value	Units	MS % Rec.	MSD % Rec.	RPD
QC1008611	MS 1	Fluoride	EPA 300.0	1008340-001	0.285		2.49	2.52	2.00	mg/L	110	112	1 %
QC1008612	MS 1	Chloride	EPA 300.0	1008340-001	<1.000		5.86	5.91	5.00	mg/L	102	103	1 %
QC1008612	MS 2	Chloride	EPA 300.0	1008345-001	29.7	M	37.1	37.1	5.00	mg/L	NC	NC	NC
QC1008613	MS 1	Nitrite Nitrogen	EPA 300.0	1008340-001	0.315		0.868	0.772	0.500	mg/L	111	91	12 %
QC1008614	MS 1	Nitrate Nitrogen	EPA 300.0	1008340-001	<1.000		2.01	2.07	2.00	mg/L	96	99	3 %
QC1008615	MS 1	Sulfate	EPA 300.0	1008340-001	63.0		71.8	72.0	10.0	mg/L	87	90	<1%
QC1008615	MS 2	Sulfate	EPA 300.0	1008345-001	57.7	M	72.2	72.2	10.0	mg/L	NC	NC	NC
QC1008745	MS 1	Aluminum	EPA 200.7	1008342-001	0.056		1.06	1.09	1.00	mg/L	100	103	3 %
		Barium	EPA 200.7	1008342-001	0.010		1.03	1.05	1.00	mg/L	102	104	2 %
		Beryllium	EPA 200.7	1008342-001	<0.001		1.09	1.09	1.00	mg/L	109	109	<1%
		Bismuth	EPA 200.7	1008342-001	<0.100		1.02	1.05	1.00	mg/L	103	106	3 %
		Boron	EPA 200.7	1008342-001	0.108		1.16	1.19	1.00	mg/L	105	108	3 %
		Cadmium	EPA 200.7	1008342-001	<0.001		1.05	1.08	1.00	mg/L	105	108	3 %
		Calcium	EPA 200.7	1008342-001	52.8		62.3	61.7	10.0	mg/L	95	89	1 %
		Chromium	EPA 200.7	1008342-001	<0.005		0.993	1.02	1.00	mg/L	99	102	3 %
		Cobalt	EPA 200.7	1008342-001	<0.010		1.02	1.04	1.00	mg/L	102	104	2 %
		Copper	EPA 200.7	1008342-001	<0.050		5.22	5.32	5.00	mg/L	104	106	2 %
		Gallium	EPA 200.7	1008342-001	<0.100		1.04	1.05	1.00	mg/L	103	104	1 %
		Iron	EPA 200.7	1008342-001	<0.010		1.04	1.05	1.00	mg/L	104	105	1 %
		Lithium	EPA 200.7	1008342-001	<0.100		1.03	1.03	1.00	mg/L	100	100	<1%
		Magnesium	EPA 200.7	1008342-001	7.81		17.7	17.9	10.0	mg/L	99	101	1 %
		Manganese	EPA 200.7	1008342-001	0.020		1.06	1.08	1.00	mg/L	104	106	2 %
		Molybdenum	EPA 200.7	1008342-001	0.072		1.09	1.10	1.00	mg/L	102	103	1 %
		Nickel	EPA 200.7	1008342-001	<0.010		5.07	5.19	5.00	mg/L	101	104	2 %
		Phosphorus	EPA 200.7	1008342-001	<0.500		5.33	5.44	5.00	mg/L	106	108	2 %
		Potassium	EPA 200.7	1008342-001	25.1		34.8	34.8	10.0	mg/L	97	97	<1%
		Scandium	EPA 200.7	1008342-001	<0.100		1.04	1.05	1.00	mg/L	104	105	1 %
		Silver	EPA 200.7	1008342-001	<0.005		0.098	0.098	0.090	mg/L	109	109	<1%
		Sodium	EPA 200.7	1008342-001	40.5		50.4	49.8	10.0	mg/L	99	93	1 %
		Strontium	EPA 200.7	1008342-001	0.586		1.63	1.62	1.00	mg/L	104	103	1 %
		Tin	EPA 200.7	1008342-001	<0.100		0.916	0.928	1.00	mg/L	107	108	1 %
		Titanium	EPA 200.7	1008342-001	<0.100		1.03	1.04	1.00	mg/L	103	104	1 %
		Vanadium	EPA 200.7	1008342-001	0.015		1.07	1.09	1.00	mg/L	105	107	2 %
		Zinc	EPA 200.7	1008342-001	<0.010		1.09	1.12	1.00	mg/L	109	112	3 %
QC1008746	MS 1	Aluminum	EPA 200.7	1008342-002	<0.045		1.08	1.09	1.00	mg/L	104	105	1 %
		Barium	EPA 200.7	1008342-002	0.028		1.07	1.08	1.00	mg/L	104	105	1 %
		Beryllium	EPA 200.7	1008342-002	<0.001		1.08	1.08	1.00	mg/L	108	108	<1%
		Bismuth	EPA 200.7	1008342-002	<0.100		1.09	1.10	1.00	mg/L	110	111	1 %
		Boron	EPA 200.7	1008342-002	0.151		1.19	1.21	1.00	mg/L	104	106	2 %
		Cadmium	EPA 200.7	1008342-002	<0.001		1.06	1.06	1.00	mg/L	106	106	<1%
		Calcium	EPA 200.7	1008342-002	29.3		39.9	39.2	10.0	mg/L	106	99	2 %
		Chromium	EPA 200.7	1008342-002	<0.005		1.03	1.03	1.00	mg/L	103	103	<1%

QCBatchID	QCType	Parameter	Method	Spike Sample	Sample Result	MS Result	MSD Result	Spike Value	Units	MS % Rec.	MSD % Rec.	RPD
		Cobalt	EPA 200.7	1008342-002	<0.010	1.05	1.06	1.00	mg/L	105	106	1 %
		Copper	EPA 200.7	1008342-002	<0.050	5.51	5.53	5.00	mg/L	110	111	<1%
		Gallium	EPA 200.7	1008342-002	<0.100	1.04	1.06	1.00	mg/L	105	107	2 %
		Iron	EPA 200.7	1008342-002	<0.010	1.05	1.06	1.00	mg/L	105	106	1 %
		Lithium	EPA 200.7	1008342-002	<0.100	1.05	1.05	1.00	mg/L	102	102	<1%
		Magnesium	EPA 200.7	1008342-002	5.64	15.8	15.9	10.0	mg/L	102	103	1 %
		Manganese	EPA 200.7	1008342-002	0.018	1.06	1.07	1.00	mg/L	104	105	1 %
		Molybdenum	EPA 200.7	1008342-002	0.074	1.14	1.15	1.00	mg/L	107	108	1 %
		Nickel	EPA 200.7	1008342-002	<0.010	5.14	5.16	5.00	mg/L	103	103	<1%
		Phosphorus	EPA 200.7	1008342-002	<0.500	5.53	5.53	5.00	mg/L	110	110	<1%
		Potassium	EPA 200.7	1008342-002	28.0	38.2	38.2	10.0	mg/L	102	102	<1%
		Scandium	EPA 200.7	1008342-002	<0.100	1.07	1.07	1.00	mg/L	107	107	<1%
		Silver	EPA 200.7	1008342-002	<0.005	0.100	0.103	0.090	mg/L	113	116	3 %
		Sodium	EPA 200.7	1008342-002	52.6	63.1	62.2	10.0	mg/L	105	96	1 %
		Strontium	EPA 200.7	1008342-002	1.18	2.22	2.19	1.00	mg/L	104	101	1 %
		Tin	EPA 200.7	1008342-002	<0.100	0.955	0.960	1.00	mg/L	108	108	1 %
		Titanium	EPA 200.7	1008342-002	<0.100	1.06	1.06	1.00	mg/L	106	106	<1%
		Vanadium	EPA 200.7	1008342-002	0.011	1.09	1.09	1.00	mg/L	108	108	<1%
		Zinc	EPA 200.7	1008342-002	<0.010	1.13	1.14	1.00	mg/L	113	114	1 %
QC1008759	MS 1	Aluminum	EPA 200.7	1008342-003	<0.045	1.05	1.04	1.00	mg/L	103	102	1 %
		Barium	EPA 200.7	1008342-003	0.044	1.09	1.09	1.00	mg/L	105	105	<1%
		Beryllium	EPA 200.7	1008342-003	<0.001	1.07	1.07	1.00	mg/L	107	107	<1%
		Bismuth	EPA 200.7	1008342-003	<0.100	1.04	1.04	1.00	mg/L	107	107	<1%
		Boron	EPA 200.7	1008342-003	<0.100	1.16	1.15	1.00	mg/L	108	107	1 %
		Cadmium	EPA 200.7	1008342-003	<0.001	1.04	1.04	1.00	mg/L	104	104	<1%
		Calcium	EPA 200.7	1008342-003	84.9	94.9	93.7	10.0	mg/L	100	88	1 %
		Chromium	EPA 200.7	1008342-003	<0.005	1.04	1.03	1.00	mg/L	104	103	1 %
		Cobalt	EPA 200.7	1008342-003	<0.010	1.04	1.04	1.00	mg/L	104	104	<1%
		Copper	EPA 200.7	1008342-003	<0.050	5.29	5.25	5.00	mg/L	105	105	1 %
		Gallium	EPA 200.7	1008342-003	<0.100	1.01	1.04	1.00	mg/L	101	104	3 %
		Iron	EPA 200.7	1008342-003	<0.010	1.05	1.05	1.00	mg/L	105	105	<1%
		Lithium	EPA 200.7	1008342-003	<0.100	1.07	1.06	1.00	mg/L	104	103	1 %
		Magnesium	EPA 200.7	1008342-003	12.5	22.4	22.1	10.0	mg/L	99	96	1 %
		Manganese	EPA 200.7	1008342-003	0.033	1.06	1.06	1.00	mg/L	103	103	<1%
		Molybdenum	EPA 200.7	1008342-003	0.396	1.46	1.44	1.00	mg/L	106	104	1 %
		Nickel	EPA 200.7	1008342-003	<0.010	5.08	5.09	5.00	mg/L	102	102	<1%
		Phosphorus	EPA 200.7	1008342-003	<0.500	5.38	5.38	5.00	mg/L	108	108	<1%
		Potassium	EPA 200.7	1008342-003	11.4	22.0	21.8	10.0	mg/L	106	104	1 %
		Scandium	EPA 200.7	1008342-003	<0.100	1.07	1.06	1.00	mg/L	107	106	1 %
		Silver	EPA 200.7	1008342-003	<0.005	0.101	0.098	0.090	mg/L	113	110	3 %
		Sodium	EPA 200.7	1008342-003	33.7	44.7	44.3	10.0	mg/L	110	106	1 %
		Strontium	EPA 200.7	1008342-003	0.735	1.81	1.80	1.00	mg/L	108	106	1 %
		Tin	EPA 200.7	1008342-003	<0.100	0.810	0.793	1.00	mg/L	108	106	2 %
		Titanium	EPA 200.7	1008342-003	<0.100	1.05	1.05	1.00	mg/L	105	105	<1%
		Vanadium	EPA 200.7	1008342-003	0.015	1.10	1.10	1.00	mg/L	108	108	<1%
		Zinc	EPA 200.7	1008342-003	<0.010	1.03	1.03	1.00	mg/L	103	103	<1%
QC1008760	MS 1	Aluminum	EPA 200.7	1008342-004	<0.045	1.04	1.03	1.00	mg/L	101	100	1 %
		Barium	EPA 200.7	1008342-004	0.040	1.07	1.05	1.00	mg/L	103	101	2 %
		Beryllium	EPA 200.7	1008342-004	<0.001	1.08	1.07	1.00	mg/L	108	107	1 %
		Bismuth	EPA 200.7	1008342-004	<0.100	1.01	1.01	1.00	mg/L	102	102	<1%
		Boron	EPA 200.7	1008342-004	<0.100	1.17	1.16	1.00	mg/L	108	107	1 %
		Cadmium	EPA 200.7	1008342-004	<0.001	1.03	1.01	1.00	mg/L	103	101	2 %
		Calcium	EPA 200.7	1008342-004	61.2	70.7	70.9	10.0	mg/L	95	97	<1%
		Chromium	EPA 200.7	1008342-004	<0.005	1.03	1.02	1.00	mg/L	103	102	1 %
		Cobalt	EPA 200.7	1008342-004	<0.010	1.02	1.01	1.00	mg/L	102	101	1 %

QCBatchID	QCType	Parameter	Method	Spike Sample	Sample Result		MS Result	MSD Result	Spike Value	Units	MS % Rec.	MSD % Rec.	RPD
		Copper	EPA 200.7	1008342-004	<0.050		5.27	5.25	5.00	mg/L	105	105	<1%
		Gallium	EPA 200.7	1008342-004	<0.100		1.02	0.993	1.00	mg/L	102	99	3 %
		Iron	EPA 200.7	1008342-004	<0.010		1.06	1.06	1.00	mg/L	106	106	<1%
		Lithium	EPA 200.7	1008342-004	<0.100		1.05	1.05	1.00	mg/L	102	102	<1%
		Magnesium	EPA 200.7	1008342-004	9.47		19.4	19.4	10.0	mg/L	99	99	<1%
		Manganese	EPA 200.7	1008342-004	0.026		1.06	1.04	1.00	mg/L	103	101	2 %
		Molybdenum	EPA 200.7	1008342-004	0.106		1.09	1.08	1.00	mg/L	98	97	1 %
		Nickel	EPA 200.7	1008342-004	<0.010		5.06	4.97	5.00	mg/L	101	99	2 %
		Phosphorus	EPA 200.7	1008342-004	<0.500		5.20	5.13	5.00	mg/L	104	103	1 %
		Potassium	EPA 200.7	1008342-004	19.3		29.7	29.9	10.0	mg/L	104	106	1 %
		Scandium	EPA 200.7	1008342-004	<0.100		1.06	1.06	1.00	mg/L	106	106	<1%
		Silver	EPA 200.7	1008342-004	<0.005		0.098	0.098	0.090	mg/L	107	107	<1%
		Sodium	EPA 200.7	1008342-004	33.8		44.3	44.6	10.0	mg/L	105	108	1 %
		Strontium	EPA 200.7	1008342-004	0.545		1.60	1.62	1.00	mg/L	106	108	1 %
		Tin	EPA 200.7	1008342-004	<0.100		0.812	0.795	1.00	mg/L	102	100	2 %
		Titanium	EPA 200.7	1008342-004	<0.100		1.05	1.05	1.00	mg/L	105	105	<1%
		Vanadium	EPA 200.7	1008342-004	0.010		1.10	1.08	1.00	mg/L	109	107	2 %
		Zinc	EPA 200.7	1008342-004	<0.010		1.01	0.999	1.00	mg/L	101	100	1 %
QC1008765	MS 1	Mercury	EPA 200.8	1008342-001	<0.000100		0.000969	0.001026	0.001	mg/L	97	103	6 %
		Antimony	EPA 200.8	1008342-001	<0.0025		0.0121	0.0120	0.010	mg/L	104	103	1 %
		Arsenic	EPA 200.8	1008342-001	<0.0050		0.0510	0.0508	0.050	mg/L	102	102	<1%
		Lead	EPA 200.8	1008342-001	<0.0025		0.0096	0.0097	0.010	mg/L	96	97	1 %
		Selenium	EPA 200.8	1008342-001	<0.0050		0.0510	0.0519	0.050	mg/L	96	98	2 %
		Thallium	EPA 200.8	1008342-001	<0.0010		0.0098	0.0099	0.010	mg/L	98	99	1 %
		Uranium	EPA 200.8	1008342-001	0.0163		0.0274	0.0275	0.010	mg/L	111	112	<1%
QC1009047	MS 1	Mercury	EPA 200.8	1008342-002	<0.000100		0.001019	0.001054	0.001	mg/L	102	105	3 %
		Antimony	EPA 200.8	1008342-002	<0.0025		0.0124	0.0124	0.010	mg/L	101	102	<1%
		Arsenic	EPA 200.8	1008342-002	<0.0050		0.0546	0.0543	0.050	mg/L	106	105	1 %
		Lead	EPA 200.8	1008342-002	<0.0025		0.0109	0.0106	0.010	mg/L	109	106	3 %
		Selenium	EPA 200.8	1008342-002	0.0062		0.0560	0.0543	0.050	mg/L	100	96	3 %
		Thallium	EPA 200.8	1008342-002	<0.0010		0.0109	0.0106	0.010	mg/L	109	106	3 %
		Uranium	EPA 200.8	1008342-002	0.0135		0.0250	0.0246	0.010	mg/L	115	111	2 %
QC1009048	MS 1	Mercury	EPA 200.8	1008342-003	0.000473		0.001515	0.001509	0.001	mg/L	104	104	<1%
		Antimony	EPA 200.8	1008342-003	0.0063		0.0170	0.0175	0.010	mg/L	107	112	3 %
		Arsenic	EPA 200.8	1008342-003	0.0083		0.0613	0.0615	0.050	mg/L	106	106	<1%
		Lead	EPA 200.8	1008342-003	<0.0005		0.0100	0.0096	0.010	mg/L	100	96	4 %
		Selenium	EPA 200.8	1008342-003	0.0175		0.0678	0.0676	0.050	mg/L	101	100	<1%
		Thallium	EPA 200.8	1008342-003	<0.0020		0.0103	0.0098	0.010	mg/L	103	98	5 %
		Uranium	EPA 200.8	1008342-003	0.1124	SC	0.1240	0.1225	0.010	mg/L	NC	NC	NC
QC1009049	MS 1	Mercury	EPA 200.8	1008342-004	0.000137		0.001065	0.001096	0.001	mg/L	93	96	3 %
		Antimony	EPA 200.8	1008342-004	0.0034		0.0136	0.0137	0.010	mg/L	102	103	1 %
		Arsenic	EPA 200.8	1008342-004	<0.0050		0.0541	0.0555	0.050	mg/L	101	104	3 %
		Lead	EPA 200.8	1008342-004	<0.0025		0.0091	0.0091	0.010	mg/L	91	91	<1%
		Selenium	EPA 200.8	1008342-004	0.0145		0.0623	0.0640	0.050	mg/L	96	99	3 %
		Thallium	EPA 200.8	1008342-004	<0.0010		0.0094	0.0092	0.010	mg/L	94	92	2 %
		Uranium	EPA 200.8	1008342-004	0.0811		0.0890	0.0884	0.010	mg/L	890	884	1 %

WETLAB
WESTERN ENVIRONMENTAL TESTING LABORATORY
Specializing in Soil, Hazardous Waste and Water Analysis.
475 E. Greg Street #119 | Sparks, Nevada 89431
tel (775) 355-0202 | fax (775) 355-0817 | www.WETLaboratory.com

Lab Number 1008342
Report Due Date: 9/2/10
Page 1 of 1

Client McClelland Laboratories, Inc.
Address 1016 Greg Street
City, State & Zip Sparks, NV 89431
Contact Gene McClelland
Phone 775-356-1300 | Collector's Name RJ
Fax 775-356-8917 | Project Name 3438
P.O. Number | Project Number
Email mli@mettest.com

Billing Address (if different than Client Address):
Company
Address
City, State & Zip
Contact
Phone
Fax
Email

Fax Results Y N To: Client Billing
Email Results Y N To: Client Billing
Compliance Monitoring Y N
Fax Results to State EPA Y N

DW = Drinking Water
WW = Wastewater
SW = Surface Water
MW = Monitoring Well
SD = Solid
SO = Soil
HW = Hazardous Waste
OTHER:

					Profile II w/o WAD	Spl. No.
605033 MWMP	8/19/10	0900	WW	2	X	1
605109 MWMP						2
604787 MWMP						3
604790 MWMP						4

1008342 1

Instructions/Comments/Special Requirements:

Temperature 23°C	8/19	4:25		
Custody Seals Intact? Y N None				
Number of Containers 8				

To the maximum extent permitted by law, the Client agrees to limit the liability of WETLAB for the Client's damages to the total compesation received, unless other agreements are made in writing. This limitation shall apply regardless of the cause of action or legal theory pled or asserted.

WETLAB
WESTERN ENVIRONMENTAL
TESTING LABORATORY

475 E. Greg Street #119 | Sparks, Nevada 89431 | tel (775) 355-0202 | fax (775) 355-0817 | www.WETLaboratory.com

9/9/2010

McClelland Laboratory
1016 Greg Street
Sparks, NV 89431
Attn: Gene McClelland

OrderID: *1008397*

Dear: Gene McClelland

This is to transmit the attached analytical report. The analytical data and information contained therein was generated using specified or selected methods contained in references, such as Standard Methods for the Examination of Water and Wastewater, 18th & 19th editions, Methods for Determination of Organic Compounds in Drinking Water, EPA-600/4-79-020, and Test Methods for Evaluation of Solid Waste, Physical/Chemical Methods (SW846) Third Edition.

The samples were received by WETLAB-Western Environmental Testing Laboratory in good condition on 8/24/2010. Additional comments are located on page 2 of this report.

If you should have any questions or comments regarding this report, please do not hesitate to call.

Sincerely,

Andy Smith
Laboratory Manager

Western Environmental Testing Laboratory
Report Comments

McClelland Laboratory - 1008397

General Comments

None

Specific Comments

None

Data Qualifier Legend

B -- Blank contamination; Analyte detected above the method reporting limit in an associated blank

HT -- Sample held beyond the accepted holding time

J -- The reported value is between the laboratory method detection limit and the laboratory practical quantitation limit

M -- Reported value is estimated; The sample matrix interfered with the analysis

N -- There was insufficient sample available to perform a spike and/or duplicate on this analytical batch.

NC -- Not calculated due to matrix interference

Q -- Reported value is estimated; The value failed to meet QC criteria for either precision or accuracy

SA -- Reported value was calculated using the method of Standard Additions.

SC -- Spike recovery not calculated. Sample concentration >4X the spike amount; therefore, the spike could not be adequately recovered.

Western Environmental Testing Laboratory
Analytical Report

McClelland Laboratory
1016 Greg Street
Sparks, NV 89431
Attn: Gene McClelland
Phone: (775) 356-1300 **Fax:** (775) 356-8917
PO\Project: *3438*

Date Printed: 9/9/2010
OrderID: *1008397*

Customer Sample ID: 604767 MWMP
WETLAB Sample ID: 1008397-001

Collect Date/Time: 8/24/2010 09:00
Receive Date: 8/24/2010 15:45

PROFILE II

Parameter	Method	Results	Units	Reporting Limit	Date Analyzed
pH	SM 4500-H+ B	7.80	pH Units		8/24/2010
Bicarbonate (HCO3)	SM 2320B	110	mg/L	1.0	8/24/2010
Carbonate (CO3)	SM 2320B	<1.0	mg/L	1.0	8/24/2010
Hydroxide (OH)	SM 2320B	<1.0	mg/L	1.0	8/24/2010
Total Alkalinity	SM 2320B	90	mg/L as CaCO3	1.0	8/24/2010
Chloride	EPA 300.0	31	mg/L	5.0	8/25/2010
Fluoride	EPA 300.0	7.8	mg/L	0.50	8/25/2010
Sulfate	EPA 300.0	720	mg/L	100	8/25/2010
Nitrate Nitrogen	EPA 300.0	<1.0	mg/L	1.0	8/25/2010
Nitrite Nitrogen	EPA 300.0	<0.12	mg/L	0.12	8/25/2010
Total Dissolved Solids (TDS)	SM 2540C	1300	mg/L	10	8/26/2010
Aluminum	EPA 200.7	<0.045	mg/L	0.045	9/2/2010
Barium	EPA 200.7	0.019	mg/L	0.010	9/2/2010
Beryllium	EPA 200.7	<0.0010	mg/L	0.0010	9/2/2010
Bismuth	EPA 200.7	<0.10	mg/L	0.10	9/2/2010
Boron	EPA 200.7	0.31	mg/L	0.10	9/2/2010
Cadmium	EPA 200.7	0.0024	mg/L	0.0010	9/2/2010
Calcium	EPA 200.7	180	mg/L	0.50	9/2/2010
Chromium	EPA 200.7	<0.0050	mg/L	0.0050	9/2/2010
Cobalt	EPA 200.7	0.013	mg/L	0.010	9/2/2010
Copper	EPA 200.7	<0.050	mg/L	0.050	9/2/2010
Gallium	EPA 200.7	<0.10	mg/L	0.10	9/2/2010
Iron	EPA 200.7	<0.010	mg/L	0.010	9/2/2010
Lithium	EPA 200.7	<0.10	mg/L	0.10	9/2/2010
Magnesium	EPA 200.7	52	mg/L	0.50	9/2/2010
Manganese	EPA 200.7	0.94	mg/L	0.0050	9/2/2010
Molybdenum	EPA 200.7	0.069	mg/L	0.010	9/2/2010
Nickel	EPA 200.7	<0.010	mg/L	0.010	9/2/2010
Phosphorus	EPA 200.7	<0.50	mg/L	0.50	9/2/2010
Potassium	EPA 200.7	59	mg/L	0.50	9/2/2010

Customer Sample ID: 604767 MWMP
WETLAB Sample ID: 1008397-001
Collect Date/Time: 8/24/2010 09:00
Receive Date: 8/24/2010 15:45

PROFILE II

Parameter	Method	Results	Units	Reporting Limit	Date Analyzed
Scandium	EPA 200.7	<0.10	mg/L	0.10	9/2/2010
Silver	EPA 200.7	<0.0050	mg/L	0.0050	9/2/2010
Sodium	EPA 200.7	58	mg/L	0.50	9/2/2010
Strontium	EPA 200.7	1.7	mg/L	0.10	9/2/2010
Tin	EPA 200.7	<0.10	mg/L	0.10	9/2/2010
Titanium	EPA 200.7	<0.10	mg/L	0.10	9/2/2010
Vanadium	EPA 200.7	0.038	mg/L	0.010	9/2/2010
Zinc	EPA 200.7	0.041	mg/L	0.010	9/2/2010
Mercury	EPA 200.8	<0.00010	mg/L	0.00010	9/1/2010
Antimony	EPA 200.8	0.0040	mg/L	0.0025	9/1/2010
Arsenic	EPA 200.8	<0.0050	mg/L	0.0050	9/1/2010
Lead	EPA 200.8	<0.0025	mg/L	0.0025	9/1/2010
Selenium	EPA 200.8	0.041	mg/L	0.0050	9/1/2010
Thallium	EPA 200.8	<0.0010	mg/L	0.0010	9/1/2010
Uranium	EPA 200.8	0.19	mg/L	0.10	9/3/2010
Anions	Calculation	18.1	meq/L	0.10	
Cations	Calculation	17.3	meq/L	0.10	
Error	Calculation	2.1	%	1.0	

Customer Sample ID: 605184 MWMP
WETLAB Sample ID: 1008397-002
Collect Date/Time: 8/24/2010 09:00
Receive Date: 8/24/2010 15:45

PROFILE II

Parameter	Method	Results	Units	Reporting Limit	Date Analyzed
pH	SM 4500-H+ B	7.47	pH Units		8/24/2010
Bicarbonate (HCO3)	SM 2320B	37	mg/L	1.0	8/24/2010
Carbonate (CO3)	SM 2320B	<1.0	mg/L	1.0	8/24/2010
Hydroxide (OH)	SM 2320B	<1.0	mg/L	1.0	8/24/2010
Total Alkalinity	SM 2320B	31	mg/L as CaCO3	1.0	8/24/2010
Chloride	EPA 300.0	18	mg/L	5.0	8/25/2010
Fluoride	EPA 300.0	8.8	mg/L	0.50	8/25/2010
Sulfate	EPA 300.0	2000	mg/L	100	8/25/2010
Nitrate Nitrogen	EPA 300.0	<1.0	mg/L	1.0	8/25/2010
Nitrite Nitrogen	EPA 300.0	<0.12	mg/L	0.12	8/25/2010
Total Dissolved Solids (TDS)	SM 2540C	2800	mg/L	10	8/26/2010
Aluminum	EPA 200.7	<0.045	mg/L	0.045	9/2/2010
Barium	EPA 200.7	0.016	mg/L	0.010	9/2/2010
Beryllium	EPA 200.7	<0.0010	mg/L	0.0010	9/2/2010
Bismuth	EPA 200.7	<0.10	mg/L	0.10	9/2/2010
Boron	EPA 200.7	<0.10	mg/L	0.10	9/2/2010
Cadmium	EPA 200.7	0.068	mg/L	0.0010	9/2/2010

Customer Sample ID: 605184 MWMP
WETLAB Sample ID: 1008397-002
Collect Date/Time: 8/24/2010 09:00
Receive Date: 8/24/2010 15:45

PROFILE II

Parameter	Method	Results	Units	Reporting Limit	Date Analyzed
Calcium	EPA 200.7	480 SC	mg/L	0.50	9/2/2010
Chromium	EPA 200.7	<0.0050	mg/L	0.0050	9/2/2010
Cobalt	EPA 200.7	0.026	mg/L	0.010	9/2/2010
Copper	EPA 200.7	0.084	mg/L	0.050	9/2/2010
Gallium	EPA 200.7	<0.10	mg/L	0.10	9/2/2010
Iron	EPA 200.7	<0.010	mg/L	0.010	9/2/2010
Lithium	EPA 200.7	0.13	mg/L	0.10	9/2/2010
Magnesium	EPA 200.7	140 SC	mg/L	0.50	9/2/2010
Manganese	EPA 200.7	36	mg/L	0.0050	9/2/2010
Molybdenum	EPA 200.7	<0.010	mg/L	0.010	9/2/2010
Nickel	EPA 200.7	<0.010	mg/L	0.010	9/2/2010
Phosphorus	EPA 200.7	<0.50	mg/L	0.50	9/2/2010
Potassium	EPA 200.7	42	mg/L	0.50	9/2/2010
Scandium	EPA 200.7	<0.10	mg/L	0.10	9/2/2010
Silver	EPA 200.7	<0.0050	mg/L	0.0050	9/2/2010
Sodium	EPA 200.7	45	mg/L	0.50	9/2/2010
Strontium	EPA 200.7	2.5	mg/L	0.10	9/2/2010
Tin	EPA 200.7	<0.10	mg/L	0.10	9/2/2010
Titanium	EPA 200.7	<0.10	mg/L	0.10	9/2/2010
Vanadium	EPA 200.7	0.068	mg/L	0.010	9/2/2010
Zinc	EPA 200.7	0.47	mg/L	0.010	9/2/2010
Mercury	EPA 200.8	<0.00010	mg/L	0.00010	9/1/2010
Antimony	EPA 200.8	<0.0025	mg/L	0.0025	9/1/2010
Arsenic	EPA 200.8	<0.0050	mg/L	0.0050	9/1/2010
Lead	EPA 200.8	0.0025	mg/L	0.0025	9/1/2010
Selenium	EPA 200.8	0.011	mg/L	0.0050	9/1/2010
Thallium	EPA 200.8	<0.0010	mg/L	0.0010	9/1/2010
Uranium	EPA 200.8	0.016	mg/L	0.010	9/1/2010
Anions	Calculation	43.2	meq/L	0.10	
Cations	Calculation	39.8	meq/L	0.10	
Error	Calculation	4.1	%	1.0	

Customer Sample ID: 604849 MWMP
WETLAB Sample ID: 1008397-003
Collect Date/Time: 8/24/2010 09:00
Receive Date: 8/24/2010 15:45

PROFILE II

Parameter	Method	Results	Units	Reporting Limit	Date Analyzed
pH	SM 4500-H+ B	8.16	pH Units		8/24/2010
Bicarbonate (HCO3)	SM 2320B	120	mg/L	1.0	8/24/2010
Carbonate (CO3)	SM 2320B	<1.0	mg/L	1.0	8/24/2010
Hydroxide (OH)	SM 2320B	<1.0	mg/L	1.0	8/24/2010

Customer Sample ID: 604849 MWMP
WETLAB Sample ID: 1008397-003

Collect Date/Time: 8/24/2010 09:00
Receive Date: 8/24/2010 15:45

PROFILE II

Parameter	Method	Results	Units	Reporting Limit	Date Analyzed
Total Alkalinity	SM 2320B	99	mg/L as CaCO3	1.0	8/24/2010
Chloride	EPA 300.0	6.9	mg/L	1.0	8/25/2010
Fluoride	EPA 300.0	4.4	mg/L	0.10	8/25/2010
Sulfate	EPA 300.0	220	mg/L	100	8/25/2010
Nitrate Nitrogen	EPA 300.0	<1.0	mg/L	1.0	8/25/2010
Nitrite Nitrogen	EPA 300.0	0.16	mg/L	0.025	8/25/2010
Total Dissolved Solids (TDS)	SM 2540C	500	mg/L	10	8/26/2010
Aluminum	EPA 200.7	<0.045	mg/L	0.045	9/2/2010
Barium	EPA 200.7	<0.010	mg/L	0.010	9/2/2010
Beryllium	EPA 200.7	<0.0010	mg/L	0.0010	9/2/2010
Bismuth	EPA 200.7	<0.10	mg/L	0.10	9/2/2010
Boron	EPA 200.7	0.21	mg/L	0.10	9/2/2010
Cadmium	EPA 200.7	<0.0010	mg/L	0.0010	9/2/2010
Calcium	EPA 200.7	83	mg/L	0.50	9/2/2010
Chromium	EPA 200.7	<0.0050	mg/L	0.0050	9/2/2010
Cobalt	EPA 200.7	<0.010	mg/L	0.010	9/2/2010
Copper	EPA 200.7	<0.050	mg/L	0.050	9/2/2010
Gallium	EPA 200.7	<0.10	mg/L	0.10	9/2/2010
Iron	EPA 200.7	<0.010	mg/L	0.010	9/2/2010
Lithium	EPA 200.7	<0.10	mg/L	0.10	9/2/2010
Magnesium	EPA 200.7	16	mg/L	0.50	9/2/2010
Manganese	EPA 200.7	0.034	mg/L	0.0050	9/2/2010
Molybdenum	EPA 200.7	0.18	mg/L	0.010	9/2/2010
Nickel	EPA 200.7	<0.010	mg/L	0.010	9/2/2010
Phosphorus	EPA 200.7	<0.50	mg/L	0.50	9/2/2010
Potassium	EPA 200.7	17	mg/L	0.50	9/2/2010
Scandium	EPA 200.7	<0.10	mg/L	0.10	9/2/2010
Silver	EPA 200.7	<0.0050	mg/L	0.0050	9/2/2010
Sodium	EPA 200.7	39	mg/L	0.50	9/2/2010
Strontium	EPA 200.7	1.4	mg/L	0.10	9/2/2010
Tin	EPA 200.7	<0.10	mg/L	0.10	9/2/2010
Titanium	EPA 200.7	<0.10	mg/L	0.10	9/2/2010
Vanadium	EPA 200.7	0.015	mg/L	0.010	9/2/2010
Zinc	EPA 200.7	<0.010	mg/L	0.010	9/2/2010
Mercury	EPA 200.8	<0.00010	mg/L	0.00010	9/1/2010
Antimony	EPA 200.8	0.0057	mg/L	0.0025	9/1/2010
Arsenic	EPA 200.8	0.020	mg/L	0.0050	9/1/2010
Lead	EPA 200.8	<0.0025	mg/L	0.0025	9/1/2010
Selenium	EPA 200.8	0.020	mg/L	0.0050	9/1/2010
Thallium	EPA 200.8	<0.0010	mg/L	0.0010	9/1/2010
Uranium	EPA 200.8	0.19	mg/L	0.10	9/3/2010

Customer Sample ID: 604849 MWMP **Collect Date/Time:** 8/24/2010 09:00
WETLAB Sample ID: 1008397-003 **Receive Date:** 8/24/2010 15:45

PROFILE II

Parameter	Method	Results	Units	Reporting Limit	Date Analyzed
Anions	Calculation	6.97	meq/L	0.10	
Cations	Calculation	7.59	meq/L	0.10	
Error	Calculation	4.2	%	1.0	

Customer Sample ID: 604854 MWMP **Collect Date/Time:** 8/24/2010 09:00
WETLAB Sample ID: 1008397-004 **Receive Date:** 8/24/2010 15:45

PROFILE II

Parameter	Method	Results	Units	Reporting Limit	Date Analyzed
pH	SM 4500-H+ B	8.16	pH Units		8/24/2010
Bicarbonate (HCO3)	SM 2320B	110	mg/L	1.0	8/24/2010
Carbonate (CO3)	SM 2320B	<1.0	mg/L	1.0	8/24/2010
Hydroxide (OH)	SM 2320B	<1.0	mg/L	1.0	8/24/2010
Total Alkalinity	SM 2320B	94	mg/L as CaCO3	1.0	8/24/2010
Chloride	EPA 300.0	29	mg/L	1.0	8/25/2010
Fluoride	EPA 300.0	4.6	mg/L	0.10	8/25/2010
Sulfate	EPA 300.0	240	mg/L	100	8/25/2010
Nitrate Nitrogen	EPA 300.0	<1.0	mg/L	1.0	8/25/2010
Nitrite Nitrogen	EPA 300.0	<0.025	mg/L	0.025	8/25/2010
Total Dissolved Solids (TDS)	SM 2540C	580	mg/L	10	8/26/2010
Aluminum	EPA 200.7	<0.045	mg/L	0.045	9/2/2010
Barium	EPA 200.7	<0.010	mg/L	0.010	9/2/2010
Beryllium	EPA 200.7	<0.0010	mg/L	0.0010	9/2/2010
Bismuth	EPA 200.7	<0.10	mg/L	0.10	9/2/2010
Boron	EPA 200.7	0.25	mg/L	0.10	9/2/2010
Cadmium	EPA 200.7	<0.0010	mg/L	0.0010	9/2/2010
Calcium	EPA 200.7	78	mg/L	0.50	9/2/2010
Chromium	EPA 200.7	<0.0050	mg/L	0.0050	9/2/2010
Cobalt	EPA 200.7	<0.010	mg/L	0.010	9/2/2010
Copper	EPA 200.7	0.14	mg/L	0.050	9/2/2010
Gallium	EPA 200.7	<0.10	mg/L	0.10	9/2/2010
Iron	EPA 200.7	<0.010	mg/L	0.010	9/2/2010
Lithium	EPA 200.7	<0.10	mg/L	0.10	9/2/2010
Magnesium	EPA 200.7	18	mg/L	0.50	9/2/2010
Manganese	EPA 200.7	0.073	mg/L	0.0050	9/2/2010
Molybdenum	EPA 200.7	0.12	mg/L	0.010	9/2/2010
Nickel	EPA 200.7	<0.010	mg/L	0.010	9/2/2010
Phosphorus	EPA 200.7	<0.50	mg/L	0.50	9/2/2010
Potassium	EPA 200.7	58	mg/L	0.50	9/2/2010
Scandium	EPA 200.7	<0.10	mg/L	0.10	9/2/2010
Silver	EPA 200.7	0.0075	mg/L	0.0050	9/2/2010

Customer Sample ID: 604854 MWMP **Collect Date/Time:** 8/24/2010 09:00
WETLAB Sample ID: 1008397-004 **Receive Date:** 8/24/2010 15:45

PROFILE II

Parameter	Method	Results	Units	Reporting Limit	Date Analyzed
Sodium	EPA 200.7	40	mg/L	0.50	9/2/2010
Strontium	EPA 200.7	1.3	mg/L	0.10	9/2/2010
Tin	EPA 200.7	<0.10	mg/L	0.10	9/2/2010
Titanium	EPA 200.7	<0.10	mg/L	0.10	9/2/2010
Vanadium	EPA 200.7	0.017	mg/L	0.010	9/2/2010
Zinc	EPA 200.7	0.013	mg/L	0.010	9/2/2010
Mercury	EPA 200.8	<0.00010	mg/L	0.00010	9/1/2010
Antimony	EPA 200.8	0.0041	mg/L	0.0025	9/1/2010
Arsenic	EPA 200.8	0.0066	mg/L	0.0050	9/1/2010
Lead	EPA 200.8	<0.0025	mg/L	0.0025	9/1/2010
Selenium	EPA 200.8	0.023	mg/L	0.0050	9/1/2010
Thallium	EPA 200.8	<0.0010	mg/L	0.0010	9/1/2010
Uranium	EPA 200.8	0.037	mg/L	0.010	9/1/2010
Anions	Calculation	7.86	meq/L	0.10	
Cations	Calculation	8.60	meq/L	0.10	
Error	Calculation	4.5	%	1.0	

Customer Sample ID: 604867 MWMP **Collect Date/Time:** 8/24/2010 09:00
WETLAB Sample ID: 1008397-005 **Receive Date:** 8/24/2010 15:45

PROFILE II

Parameter	Method	Results	Units	Reporting Limit	Date Analyzed
pH	SM 4500-H+ B	8.06	pH Units		8/24/2010
Bicarbonate (HCO3)	SM 2320B	130	mg/L	1.0	8/24/2010
Carbonate (CO3)	SM 2320B	<1.0	mg/L	1.0	8/24/2010
Hydroxide (OH)	SM 2320B	<1.0	mg/L	1.0	8/24/2010
Total Alkalinity	SM 2320B	110	mg/L as CaCO3	1.0	8/24/2010
Chloride	EPA 300.0	6.1	mg/L	1.0	8/25/2010
Fluoride	EPA 300.0	74	mg/L	5.0	8/26/2010
Sulfate	EPA 300.0	670	mg/L	100	8/25/2010
Nitrate Nitrogen	EPA 300.0	<1.0	mg/L	1.0	8/25/2010
Nitrite Nitrogen	EPA 300.0	<0.025	mg/L	0.025	8/25/2010
Total Dissolved Solids (TDS)	SM 2540C	1100	mg/L	10	8/26/2010
Aluminum	EPA 200.7	<0.045	mg/L	0.045	9/2/2010
Barium	EPA 200.7	0.019	mg/L	0.010	9/2/2010
Beryllium	EPA 200.7	<0.0010	mg/L	0.0010	9/2/2010
Bismuth	EPA 200.7	<0.10	mg/L	0.10	9/2/2010
Boron	EPA 200.7	0.16	mg/L	0.10	9/2/2010
Cadmium	EPA 200.7	0.0013	mg/L	0.0010	9/2/2010
Calcium	EPA 200.7	190	mg/L	0.50	9/2/2010
Chromium	EPA 200.7	<0.0050	mg/L	0.0050	9/2/2010

Customer Sample ID: 604867 MWMP **Collect Date/Time:** 8/24/2010 09:00
WETLAB Sample ID: 1008397-005 **Receive Date:** 8/24/2010 15:45

PROFILE II

Parameter	Method	Results	Units	Reporting Limit	Date Analyzed
Cobalt	EPA 200.7	<0.010	mg/L	0.010	9/2/2010
Copper	EPA 200.7	<0.050	mg/L	0.050	9/2/2010
Gallium	EPA 200.7	<0.10	mg/L	0.10	9/2/2010
Iron	EPA 200.7	<0.010	mg/L	0.010	9/2/2010
Lithium	EPA 200.7	<0.10	mg/L	0.10	9/2/2010
Magnesium	EPA 200.7	46	mg/L	0.50	9/2/2010
Manganese	EPA 200.7	0.22	mg/L	0.0050	9/2/2010
Molybdenum	EPA 200.7	0.12	mg/L	0.010	9/2/2010
Nickel	EPA 200.7	<0.010	mg/L	0.010	9/2/2010
Phosphorus	EPA 200.7	<0.50	mg/L	0.50	9/2/2010
Potassium	EPA 200.7	61	mg/L	0.50	9/2/2010
Scandium	EPA 200.7	<0.10	mg/L	0.10	9/2/2010
Silver	EPA 200.7	<0.0050	mg/L	0.0050	9/2/2010
Sodium	EPA 200.7	25	mg/L	0.50	9/2/2010
Strontium	EPA 200.7	4.2	mg/L	0.10	9/2/2010
Tin	EPA 200.7	<0.10	mg/L	0.10	9/2/2010
Titanium	EPA 200.7	<0.10	mg/L	0.10	9/2/2010
Vanadium	EPA 200.7	0.035	mg/L	0.010	9/2/2010
Zinc	EPA 200.7	0.017	mg/L	0.010	9/2/2010
Mercury	EPA 200.8	<0.00010	mg/L	0.00010	9/1/2010
Antimony	EPA 200.8	<0.0025	mg/L	0.0025	9/1/2010
Arsenic	EPA 200.8	<0.0050	mg/L	0.0050	9/1/2010
Lead	EPA 200.8	<0.0025	mg/L	0.0025	9/1/2010
Selenium	EPA 200.8	0.048	mg/L	0.0050	9/1/2010
Thallium	EPA 200.8	<0.0010	mg/L	0.0010	9/1/2010
Uranium	EPA 200.8	<0.010	mg/L	0.010	9/1/2010
Anions	Calculation	20.4	meq/L	0.10	
Cations	Calculation	15.9	meq/L	0.10	
Error	Calculation	12	%	1.0	

Customer Sample ID: 604562 MWMP **Collect Date/Time:** 8/24/2010 09:00
WETLAB Sample ID: 1008397-006 **Receive Date:** 8/24/2010 15:45

PROFILE II

Parameter	Method	Results	Units	Reporting Limit	Date Analyzed
pH	SM 4500-H+ B	8.28	pH Units		8/24/2010
Bicarbonate (HCO3)	SM 2320B	170	mg/L	1.0	8/24/2010
Carbonate (CO3)	SM 2320B	<1.0	mg/L	1.0	8/24/2010
Hydroxide (OH)	SM 2320B	<1.0	mg/L	1.0	8/24/2010
Total Alkalinity	SM 2320B	140	mg/L as CaCO3	1.0	8/24/2010
Chloride	EPA 300.0	29	mg/L	1.0	8/25/2010

Customer Sample ID: 604562 MWMP **Collect Date/Time:** 8/24/2010 09:00

WETLAB Sample ID: 1008397-006 **Receive Date:** 8/24/2010 15:45

PROFILE II

Parameter	Method	Results	Units	Reporting Limit	Date Analyzed
Fluoride	EPA 300.0	69	mg/L	5.0	8/26/2010
Sulfate	EPA 300.0	390	mg/L	100	8/25/2010
Nitrate Nitrogen	EPA 300.0	<1.0	mg/L	1.0	8/25/2010
Nitrite Nitrogen	EPA 300.0	0.19	mg/L	0.025	8/25/2010
Total Dissolved Solids (TDS)	SM 2540C	800	mg/L	10	8/26/2010
Aluminum	EPA 200.7	<0.045	mg/L	0.045	9/2/2010
Barium	EPA 200.7	<0.010	mg/L	0.010	9/2/2010
Beryllium	EPA 200.7	<0.0010	mg/L	0.0010	9/2/2010
Bismuth	EPA 200.7	<0.10	mg/L	0.10	9/2/2010
Boron	EPA 200.7	0.36	mg/L	0.10	9/2/2010
Cadmium	EPA 200.7	<0.0010	mg/L	0.0010	9/2/2010
Calcium	EPA 200.7	120	mg/L	0.50	9/2/2010
Chromium	EPA 200.7	<0.0050	mg/L	0.0050	9/2/2010
Cobalt	EPA 200.7	<0.010	mg/L	0.010	9/2/2010
Copper	EPA 200.7	<0.050	mg/L	0.050	9/2/2010
Gallium	EPA 200.7	<0.10	mg/L	0.10	9/2/2010
Iron	EPA 200.7	<0.010	mg/L	0.010	9/2/2010
Lithium	EPA 200.7	<0.10	mg/L	0.10	9/2/2010
Magnesium	EPA 200.7	24	mg/L	0.50	9/2/2010
Manganese	EPA 200.7	0.071	mg/L	0.0050	9/2/2010
Molybdenum	EPA 200.7	0.039	mg/L	0.010	9/2/2010
Nickel	EPA 200.7	<0.010	mg/L	0.010	9/2/2010
Phosphorus	EPA 200.7	<0.50	mg/L	0.50	9/2/2010
Potassium	EPA 200.7	23	mg/L	0.50	9/2/2010
Scandium	EPA 200.7	<0.10	mg/L	0.10	9/2/2010
Silver	EPA 200.7	<0.0050	mg/L	0.0050	9/2/2010
Sodium	EPA 200.7	79	mg/L	0.50	9/2/2010
Strontium	EPA 200.7	1.2	mg/L	0.10	9/2/2010
Tin	EPA 200.7	<0.10	mg/L	0.10	9/2/2010
Titanium	EPA 200.7	<0.10	mg/L	0.10	9/2/2010
Vanadium	EPA 200.7	0.021	mg/L	0.010	9/2/2010
Zinc	EPA 200.7	<0.010	mg/L	0.010	9/2/2010
Mercury	EPA 200.8	0.0060	mg/L	0.00010	9/1/2010
Antimony	EPA 200.8	0.0083	mg/L	0.0025	9/1/2010
Arsenic	EPA 200.8	<0.0050	mg/L	0.0050	9/1/2010
Lead	EPA 200.8	<0.0025	mg/L	0.0025	9/1/2010
Selenium	EPA 200.8	0.015	mg/L	0.0050	9/1/2010
Thallium	EPA 200.8	<0.0010	mg/L	0.0010	9/1/2010
Uranium	EPA 200.8	0.037	mg/L	0.010	9/1/2010
Anions	Calculation	15.7	meq/L	0.10	
Cations	Calculation	12.0	meq/L	0.10	

Customer Sample ID: 604562 MWMP **Collect Date/Time:** 8/24/2010 09:00

WETLAB Sample ID: 1008397-006 **Receive Date:** 8/24/2010 15:45

PROFILE II

Parameter	Method	Results	Units	Reporting Limit	Date Analyzed
Error	Calculation	13	%	1.0	

Western Environmental Testing Laboratory
QC Report

QCBatchID	QCType	Parameter	Method	Result	Units
QC1008704	Blank 1	Fluoride	EPA 300.0	<0.10	mg/L
QC1008704	Blank 2	Fluoride	EPA 300.0	<0.10	mg/L
QC1008704	Blank 3	Fluoride	EPA 300.0	<0.10	mg/L
QC1008707	Blank 1	Chloride	EPA 300.0	<1.0	mg/L
QC1008707	Blank 2	Chloride	EPA 300.0	<1.0	mg/L
QC1008707	Blank 3	Chloride	EPA 300.0	<1.0	mg/L
QC1008710	Blank 1	Nitrite Nitrogen	EPA 300.0	<0.03	mg/kg
QC1008710	Blank 2	Nitrite Nitrogen	EPA 300.0	<0.03	mg/kg
QC1008710	Blank 3	Nitrite Nitrogen	EPA 300.0	<0.03	mg/kg
QC1008711	Blank 1	Nitrate Nitrogen	EPA 300.0	<1.0	mg/L
QC1008711	Blank 2	Nitrate Nitrogen	EPA 300.0	<1.0	mg/L
QC1008711	Blank 3	Nitrate Nitrogen	EPA 300.0	<1.0	mg/L
QC1008715	Blank 1	Sulfate	EPA 300.0	<1.0	mg/L
QC1008715	Blank 2	Sulfate	EPA 300.0	<1.0	mg/L
QC1008715	Blank 3	Sulfate	EPA 300.0	<1.0	mg/L
QC1008725	Blank 1	Fluoride	EPA 300.0	<0.10	mg/L
QC1008725	Blank 2	Fluoride	EPA 300.0	<0.10	mg/L
QC1008725	Blank 3	Fluoride	EPA 300.0	<0.10	mg/L
QC1008779	Blank 1	Total Dissolved Solids (TDS)	SM 2540C	<10	mg/L
QC1008779	Blank 2	Total Dissolved Solids (TDS)	SM 2540C	<10	mg/L
QC1008813	Blank 1	Aluminum	EPA 200.7	<0.045	mg/L
		Barium	EPA 200.7	<0.010	mg/L
		Beryllium	EPA 200.7	<0.0010	mg/L
		Bismuth	EPA 200.7	<0.10	mg/L
		Boron	EPA 200.7	<0.10	mg/L
		Cadmium	EPA 200.7	<0.0010	mg/L
		Calcium	EPA 200.7	<0.50	mg/L
		Chromium	EPA 200.7	<0.0050	mg/L
		Cobalt	EPA 200.7	<0.010	mg/L
		Copper	EPA 200.7	<0.050	mg/L
		Gallium	EPA 200.7	<0.10	mg/L
		Iron	EPA 200.7	<0.010	mg/L
		Lithium	EPA 200.7	<0.10	mg/L
		Magnesium	EPA 200.7	<0.50	mg/L
		Manganese	EPA 200.7	<0.0050	mg/L
		Molybdenum	EPA 200.7	<0.010	mg/L
		Nickel	EPA 200.7	<0.010	mg/L
		Phosphorus	EPA 200.7	<0.50	mg/L
		Potassium	EPA 200.7	<0.50	mg/L
		Scandium	EPA 200.7	<0.10	mg/L
		Silver	EPA 200.7	<0.0050	mg/L
		Sodium	EPA 200.7	<0.50	mg/L
		Strontium	EPA 200.7	<0.10	mg/L
		Tin	EPA 200.7	<0.10	mg/L
		Titanium	EPA 200.7	<0.10	mg/L
		Vanadium	EPA 200.7	<0.010	mg/L
		Zinc	EPA 200.7	<0.010	mg/L
QC1009045	Blank 1	Mercury	EPA 200.8	<0.00010	mg/L
		Antimony	EPA 200.8	<0.0025	mg/L
		Arsenic	EPA 200.8	<0.0050	mg/L

QCBatchID	QCType	Parameter	Method	Result	Units
		Lead	EPA 200.8	<0.0025	mg/L
		Selenium	EPA 200.8	<0.0050	mg/L
		Thallium	EPA 200.8	<0.0010	mg/L
		Uranium	EPA 200.8	<0.010	mg/L

QCBatchID	QCType	Parameter	Method	Result	Actual	% Recovery	Units
QC1008665	LCS 1	pH	SM 4500-H+ B	7.04	7.00	101	pH Units
QC1008665	LCS 2	pH	SM 4500-H+ B	7.04	7.00	101	pH Units
QC1008665	LCS 3	pH	SM 4500-H+ B	7.04	7.00	101	pH Units
QC1008678	LCS 1	Alkalinity	SM 2320B	94.6	100	95	mg/L
QC1008678	LCS 2	Alkalinity	SM 2320B	95.2	100	95	mg/L
QC1008678	LCS 3	Alkalinity	SM 2320B	94.0	100	94	mg/L
QC1008704	LCS 1	Fluoride	EPA 300.0	1.96	2.00	98	mg/L
QC1008707	LCS 1	Chloride	EPA 300.0	10.1	10.0	101	mg/L
QC1008710	LCS 1	Nitrite Nitrogen	EPA 300.0	0.543	0.500	109	mg/kg
QC1008711	LCS 1	Nitrate Nitrogen	EPA 300.0	1.96	2.00	98	mg/L
QC1008715	LCS 1	Sulfate	EPA 300.0	5.48	5.00	110	mg/L
QC1008725	LCS 1	Fluoride	EPA 300.0	1.94	2.00	97	mg/L
QC1008779	LCS 1	Total Dissolved Solids (TDS)	SM 2540C	149	150	100	mg/L
QC1008779	LCS 2	Total Dissolved Solids (TDS)	SM 2540C	143	150	95	mg/L
QC1008813	LCS 1	Aluminum	EPA 200.7	1.02	1.00	102	mg/L
		Barium	EPA 200.7	1.03	1.00	103	mg/L
		Beryllium	EPA 200.7	1.04	1.00	104	mg/L
		Bismuth	EPA 200.7	1.05	1.00	105	mg/L
		Boron	EPA 200.7	1.02	1.00	102	mg/L
		Cadmium	EPA 200.7	1.07	1.00	107	mg/L
		Calcium	EPA 200.7	10.4	10.0	104	mg/L
		Chromium	EPA 200.7	1.02	1.00	102	mg/L
		Cobalt	EPA 200.7	1.04	1.00	104	mg/L
		Copper	EPA 200.7	5.13	5.00	103	mg/L
		Gallium	EPA 200.7	1.03	1.00	103	mg/L
		Iron	EPA 200.7	1.02	1.00	102	mg/L
		Lithium	EPA 200.7	1.01	1.00	101	mg/L
		Magnesium	EPA 200.7	10.3	10.0	103	mg/L
		Manganese	EPA 200.7	1.03	1.00	103	mg/L
		Molybdenum	EPA 200.7	1.03	1.00	103	mg/L
		Nickel	EPA 200.7	5.23	5.00	105	mg/L
		Phosphorus	EPA 200.7	5.21	5.00	104	mg/L
		Potassium	EPA 200.7	10.5	10.0	105	mg/L
		Scandium	EPA 200.7	1.01	1.00	101	mg/L
		Silver	EPA 200.7	0.094	0.090	104	mg/L
		Sodium	EPA 200.7	10.3	10.0	103	mg/L
		Strontium	EPA 200.7	1.02	1.00	102	mg/L
		Tin	EPA 200.7	1.05	1.00	105	mg/L
		Titanium	EPA 200.7	1.02	1.00	102	mg/L
		Vanadium	EPA 200.7	1.03	1.00	103	mg/L
		Zinc	EPA 200.7	1.07	1.00	107	mg/L
QC1009045	LCS 1	Mercury	EPA 200.8	0.001088	0.001	109	mg/L
		Antimony	EPA 200.8	0.0099	0.010	99	mg/L
		Arsenic	EPA 200.8	0.0513	0.050	103	mg/L
		Lead	EPA 200.8	0.0102	0.010	102	mg/L
		Selenium	EPA 200.8	0.0476	0.050	95	mg/L
		Thallium	EPA 200.8	0.0102	0.010	102	mg/L
		Uranium	EPA 200.8	<0.0100	0.010	98	mg/L

QCBatchID	QCType	Parameter	Method	Duplicate Sample	Sample Result	Duplicate Result	Units	RPD

QC1008665	Duplicate 1	pH	SM 4500-H+ B	1008026-006	7.61	7.63	pH Units	<1%
QC1008665	Duplicate 2	pH	SM 4500-H+ B	1008027-006	7.25	7.21	pH Units	1 %
QC1008665	Duplicate 3	pH	SM 4500-H+ B	1008397-001	7.80	7.89	pH Units	1 %
QC1008665	Duplicate 4	pH	SM 4500-H+ B	1008397-003	8.16	8.21	pH Units	1 %
QC1008665	Duplicate 5	pH	SM 4500-H+ B	1008397-004	8.16	8.19	pH Units	<1%
QC1008678	Duplicate 1	Bicarbonate (HCO3)	SM 2320B	1008026-006	425	428	mg/L	1 %
		Carbonate (CO3)	SM 2320B	1008026-006	<1.000	<1.000	mg/L	<1%
		Hydroxide (OH)	SM 2320B	1008026-006	<1.000	<1.000	mg/L	<1%
		Total Alkalinity	SM 2320B	1008026-006	349	351	mg/L as CaCO3	1 %
QC1008678	Duplicate 2	Bicarbonate (HCO3)	SM 2320B	1008027-006	912	905	mg/L	1 %
		Carbonate (CO3)	SM 2320B	1008027-006	<1.000	<1.000	mg/L	<1%
		Hydroxide (OH)	SM 2320B	1008027-006	<1.000	<1.000	mg/L	<1%
		Total Alkalinity	SM 2320B	1008027-006	748	742	mg/L as CaCO3	1 %
QC1008678	Duplicate 3	Bicarbonate (HCO3)	SM 2320B	1008397-001	110	108	mg/L	1 %
		Carbonate (CO3)	SM 2320B	1008397-001	<1.000	<1.000	mg/L	<1%
		Hydroxide (OH)	SM 2320B	1008397-001	<1.000	<1.000	mg/L	<1%
		Total Alkalinity	SM 2320B	1008397-001	90.2	89.0	mg/L as CaCO3	1 %
QC1008678	Duplicate 4	Bicarbonate (HCO3)	SM 2320B	1008397-003	121	120	mg/L	1 %
		Carbonate (CO3)	SM 2320B	1008397-003	<1.000	<1.000	mg/L	<1%
		Hydroxide (OH)	SM 2320B	1008397-003	<1.000	<1.000	mg/L	<1%
		Total Alkalinity	SM 2320B	1008397-003	99.4	98.8	mg/L as CaCO3	1 %
QC1008678	Duplicate 5	Bicarbonate (HCO3)	SM 2320B	1008397-004	115	115	mg/L	<1%
		Carbonate (CO3)	SM 2320B	1008397-004	<1.000	<1.000	mg/L	<1%
		Hydroxide (OH)	SM 2320B	1008397-004	<1.000	<1.000	mg/L	<1%
		Total Alkalinity	SM 2320B	1008397-004	94.0	94.4	mg/L as CaCO3	<1%
QC1008779	Duplicate 1	Total Dissolved Solids (TDS)	SM 2540C	1008376-001	122	129	mg/L	6 %
QC1008779	Duplicate 2	Total Dissolved Solids (TDS)	SM 2540C	1008376-011	24.0	20.0	mg/L	18 %
QC1008779	Duplicate 3	Total Dissolved Solids (TDS)	SM 2540C	1008396-006	3950	3980	mg/L	1 %
QC1008779	Duplicate 4	Total Dissolved Solids (TDS)	SM 2540C	1008402-001	179	184	mg/L	3 %

QCBatchID	QCType	Parameter	Method	Spike Sample	Sample Result		MS Result	MSD Result	Spike Value	Units	MS % Rec.	MSD % Rec.	RPD
QC1008704	MS 1	Fluoride	EPA 300.0	1008397-003	4.37		5.97	5.97	2.00	mg/L	80	80	<1%
QC1008704	MS 2	Fluoride	EPA 300.0	1008400-001	0.130		2.05	2.13	2.00	mg/L	96	100	4 %
QC1008707	MS 1	Chloride	EPA 300.0	1008397-003	6.95		11.9	12.0	5.00	mg/L	99	101	1 %
QC1008707	MS 2	Chloride	EPA 300.0	1008400-001	<1.000		5.57	5.61	5.00	mg/L	103	104	1 %
QC1008710	MS 1	Nitrite Nitrogen	EPA 300.0	1008397-003	0.163		0.718	0.731	0.500	mg/kg	111	114	2 %
QC1008710	MS 2	Nitrite Nitrogen	EPA 300.0	1008426-001	0.054		0.604	0.618	0.500	mg/kg	110	113	2 %
QC1008711	MS 1	Nitrate Nitrogen	EPA 300.0	1008397-003	<1.000		2.08	2.03	2.00	mg/L	99	97	2 %
QC1008711	MS 2	Nitrate Nitrogen	EPA 300.0	1008426-001	<1.000		2.33	2.33	2.00	mg/L	112	112	<1%
QC1008715	MS 1	Sulfate	EPA 300.0	1008399-001	1.26		3.88	3.91	2.50	mg/L	105	106	1 %
QC1008715	MS 2	Sulfate	EPA 300.0	1008399-010	6.42		8.90	8.89	2.50	mg/L	99	99	<1%
QC1008725	MS 1	Fluoride	EPA 300.0	1008026-001	<2.50		94.5	98.2	2.00	mg/L	93	96	4 %
QC1008725	MS 2	Fluoride	EPA 300.0	1008027-002	<2.500		99.4	95.5	2.00	mg/L	99	96	4 %
QC1008813	MS 1	Aluminum	EPA 200.7	1008397-002	<0.045		0.997	0.999	1.00	mg/L	96	96	<1%
		Barium	EPA 200.7	1008397-002	0.016		1.04	1.01	1.00	mg/L	102	99	3 %
		Beryllium	EPA 200.7	1008397-002	<0.001		1.04	1.04	1.00	mg/L	104	104	<1%
		Bismuth	EPA 200.7	1008397-002	<0.100		1.03	1.04	1.00	mg/L	106	107	1 %
		Boron	EPA 200.7	1008397-002	<0.100		1.13	1.14	1.00	mg/L	106	107	1 %
		Cadmium	EPA 200.7	1008397-002	0.068		1.10	1.10	1.00	mg/L	103	103	<1%
		Calcium	EPA 200.7	1008397-002	475	SC	464	475	10.0	mg/L	NC	NC	NC
		Chromium	EPA 200.7	1008397-002	<0.005		1.02	1.01	1.00	mg/L	102	101	1 %
		Cobalt	EPA 200.7	1008397-002	0.026		1.04	1.03	1.00	mg/L	101	100	1 %
		Copper	EPA 200.7	1008397-002	0.084		5.46	5.42	5.00	mg/L	108	107	1 %
		Gallium	EPA 200.7	1008397-002	<0.100		0.965	0.961	1.00	mg/L	96	95	<1%
		Iron	EPA 200.7	1008397-002	<0.010		1.02	1.02	1.00	mg/L	102	102	<1%
		Lithium	EPA 200.7	1008397-002	0.131		1.23	1.23	1.00	mg/L	110	110	<1%

QCBatchID	QCType	Parameter	Method	Spike Sample	Sample Result		MS Result	MSD Result	Spike Value	Units	MS % Rec.	MSD % Rec.	RPD
		Magnesium	EPA 200.7	1008397-002	143	SC	144	147	10.0	mg/L	NC	NC	NC
		Manganese	EPA 200.7	1008397-002	36.2		35.5	36.0	1.00	mg/L	70	20	1 %
		Molybdenum	EPA 200.7	1008397-002	<0.010		1.05	1.05	1.00	mg/L	104	104	<1%
		Nickel	EPA 200.7	1008397-002	<0.010		5.13	5.10	5.00	mg/L	103	102	1 %
		Phosphorus	EPA 200.7	1008397-002	<0.500		5.46	5.44	5.00	mg/L	111	110	<1%
		Potassium	EPA 200.7	1008397-002	41.6		50.9	51.5	10.0	mg/L	93	99	1 %
		Scandium	EPA 200.7	1008397-002	<0.100		1.04	1.03	1.00	mg/L	104	103	1 %
		Silver	EPA 200.7	1008397-002	<0.005		0.094	0.095	0.090	mg/L	108	110	1 %
		Sodium	EPA 200.7	1008397-002	45.3		53.8	55.1	10.0	mg/L	85	98	2 %
		Strontium	EPA 200.7	1008397-002	2.48		3.37	3.46	1.00	mg/L	89	98	3 %
		Tin	EPA 200.7	1008397-002	<0.100		0.929	0.936	1.00	mg/L	104	104	1 %
		Titanium	EPA 200.7	1008397-002	<0.100		1.03	1.03	1.00	mg/L	103	103	<1%
		Vanadium	EPA 200.7	1008397-002	0.068		1.12	1.12	1.00	mg/L	105	105	<1%
		Zinc	EPA 200.7	1008397-002	0.468		1.45	1.44	1.00	mg/L	98	97	1 %
QC1009045	MS 1	Mercury	EPA 200.8	1008397-002	<0.000100		0.000977	0.000933	0.001	mg/L	98	93	5 %
		Antimony	EPA 200.8	1008397-002	<0.0025		0.0105	0.0102	0.010	mg/L	105	102	3 %
		Arsenic	EPA 200.8	1008397-002	<0.0050		0.0578	0.0562	0.050	mg/L	112	109	3 %
		Lead	EPA 200.8	1008397-002	0.0025		0.0124	0.0122	0.010	mg/L	99	97	2 %
		Selenium	EPA 200.8	1008397-002	0.0112		0.0702	0.0654	0.050	mg/L	118	108	7 %
		Thallium	EPA 200.8	1008397-002	<0.0010		0.0104	0.0099	0.010	mg/L	104	99	5 %
		Uranium	EPA 200.8	1008397-002	0.0160		0.0258	0.0248	0.010	mg/L	97	87	4 %

WETLAB
WESTERN ENVIRONMENTAL TESTING LABORATORY
Specializing in Soil, Hazardous Waste and Water Analysis.
475 E. Greg Street #119 | Sparks, Nevada 89431
tel (775) 355-0202 | fax (775) 355-0817 | www.WETLaboratory.com

Lab Number 1008397
Report Due Date: 9/8/10
Page 1 of 1

Client	McClelland Laboratories, Inc.
Address	1016 Greg Street
City, State & Zip	Sparks, NV 89431
Contact	Gene McClelland
Phone 775-356-1300	Collector's Name RJ
Fax 775-356-8917	Project Name 3438
P.O. Number	Project Number
Email mli@mettest.com	

Turnaround Time
Standard _____ 5-Day _____ Other _____

Billing Address (if different than Client Address):
Company _____
Address _____
City, State & Zip _____
Contact _____
Phone _____
Fax _____
Email _____

Additional Information

Fax Results	Y	N	To: Client	Billing
Email Results	Y	N	To: Client	Billing
Compliance Monitoring	Y	N		
Fax Results to State EPA	Y	N		

Sample Type Codes

DW = Drinking Water	SD = Solid
WW = Wastewater	SO = Soil
SW = Surface Water	HW = Hazardous Waste
MW = Monitoring Well	OTHER: _____

SAMPLE ID/LOCATION	DATE	TIME	SAMPLE TYPE	NO. OF CONTAINERS	Analyses Requested: Profile II w/o WAD	Spl. No.	
604767 MWMP	8/24/10	0900	WW	2	X	19	1
605184 MWMP				2		21	2
604849 MWMP				2		22	3
604854 MWMP				2		23	4
604867 MWMP				2		25	5
604562 MWMP				2		29	6
1008 1							
397 1							

Instructions/Comments/Special Requirements:

SAMPLE RECEIPT	DATE	TIME	Samples Relinquished By	Samples Received By
Temperature 20 °C	8/24	3:45	Tonya Roberts	
Custody Seals Intact? Y N None				
Number of Containers 12				

WETLAB'S Standard Terms and Conditions apply unless written agreements specify otherwise. Payment terms are Net 30.

To the maximum extent permitted by law, the Client agrees to limit the liability of WETLAB for the Client's damages to the total compesation received, unless other agreements are made in writing. This limitation shall apply regardless of the cause of action or legal theory pled or asserted.

301.2E

WETLAB
WESTERN ENVIRONMENTAL
TESTING LABORATORY

475 E. Greg Street #119 | Sparks, Nevada 89431 | tel (775) 355-0202 | fax (775) 355-0817 | www.WETLaboratory.com

9/10/2010

McClelland Laboratory
1016 Greg Street
Sparks, NV 89431
Attn: Gene McClelland

OrderID: *1008456*

Dear: Gene McClelland

This is to transmit the attached analytical report. The analytical data and information contained therein was generated using specified or selected methods contained in references, such as Standard Methods for the Examination of Water and Wastewater, 18th & 19th editions, Methods for Determination of Organic Compounds in Drinking Water, EPA-600/4-79-020, and Test Methods for Evaluation of Solid Waste, Physical/Chemical Methods (SW846) Third Edition.

The samples were received by WETLAB-Western Environmental Testing Laboratory in good condition on 8/26/2010. Additional comments are located on page 2 of this report.

If you should have any questions or comments regarding this report, please do not hesitate to call.

Sincerely,

Andy Smith
Laboratory Manager

Western Environmental Testing Laboratory
Report Comments

McClelland Laboratory - 1008456

General Comments

None

Specific Comments

Due to the sample matrix it was necessary to analyze the following at a dilution:
1008456-004 Selenium
1008456-006 Mercury
The reporting limits have been adjusted accordingly.

Data Qualifier Legend

B -- Blank contamination; Analyte detected above the method reporting limit in an associated blank

HT -- Sample held beyond the accepted holding time

J -- The reported value is between the laboratory method detection limit and the laboratory practical quantitation limit

M -- Reported value is estimated; The sample matrix interfered with the analysis

N -- There was insufficient sample available to perform a spike and/or duplicate on this analytical batch.

NC -- Not calculated due to matrix interference

Q -- Reported value is estimated; The value failed to meet QC criteria for either precision or accuracy

SA -- Reported value was calculated using the method of Standard Additions.

SC -- Spike recovery not calculated. Sample concentration >4X the spike amount; therefore, the spike could not be adequately recovered.

Western Environmental Testing Laboratory
Analytical Report

McClelland Laboratory
1016 Greg Street
Sparks, NV 89431
Attn: Gene McClelland
Phone: (775) 356-1300 **Fax:** (775) 356-8917
PO\Project: *3438*

Date Printed: 9/10/2010
OrderID: *1008456*

Customer Sample ID: 604606 MWMP
WETLAB Sample ID: 1008456-001

Collect Date/Time: 8/26/2010 09:00
Receive Date: 8/26/2010 16:15

PROFILE II

Parameter	Method	Results	Units	Reporting Limit	Date Analyzed
pH	SM 4500-H+ B	8.31	pH Units		8/26/2010
Bicarbonate (HCO3)	SM 2320B	120	mg/L	1.0	8/26/2010
Carbonate (CO3)	SM 2320B	<1.0	mg/L	1.0	8/26/2010
Hydroxide (OH)	SM 2320B	<1.0	mg/L	1.0	8/26/2010
Total Alkalinity	SM 2320B	98	mg/L as CaCO3	1.0	8/26/2010
Chloride	EPA 300.0	19	mg/L	1.0	8/27/2010
Fluoride	EPA 300.0	6.0	mg/L	1.0	8/27/2010
Sulfate	EPA 300.0	100	mg/L	1.0	8/27/2010
Nitrate Nitrogen	EPA 300.0	<1.0	mg/L	1.0	8/27/2010
Nitrite Nitrogen	EPA 300.0	0.033	mg/L	0.025	8/27/2010
Total Dissolved Solids (TDS)	SM 2540C	320	mg/L	10	8/30/2010
Aluminum	EPA 200.7	0.050	mg/L	0.045	9/3/2010
Barium	EPA 200.7	0.014	mg/L	0.010	9/3/2010
Beryllium	EPA 200.7	<0.0010	mg/L	0.0010	9/3/2010
Bismuth	EPA 200.7	<0.10	mg/L	0.10	9/3/2010
Boron	EPA 200.7	0.36	mg/L	0.10	9/3/2010
Cadmium	EPA 200.7	<0.0010	mg/L	0.0010	9/3/2010
Calcium	EPA 200.7	35	mg/L	0.50	9/3/2010
Chromium	EPA 200.7	<0.0050	mg/L	0.0050	9/3/2010
Cobalt	EPA 200.7	<0.010	mg/L	0.010	9/3/2010
Copper	EPA 200.7	<0.050	mg/L	0.050	9/3/2010
Gallium	EPA 200.7	<0.10	mg/L	0.10	9/3/2010
Iron	EPA 200.7	<0.010	mg/L	0.010	9/3/2010
Lithium	EPA 200.7	<0.10	mg/L	0.10	9/3/2010
Magnesium	EPA 200.7	5.5	mg/L	0.50	9/3/2010
Manganese	EPA 200.7	0.013	mg/L	0.0050	9/3/2010
Molybdenum	EPA 200.7	0.086	mg/L	0.010	9/3/2010
Nickel	EPA 200.7	<0.010	mg/L	0.010	9/3/2010
Phosphorus	EPA 200.7	<0.50	mg/L	0.50	9/3/2010
Potassium	EPA 200.7	25	mg/L	0.50	9/3/2010

Customer Sample ID: 604606 MWMP **Collect Date/Time:** 8/26/2010 09:00
WETLAB Sample ID: 1008456-001 **Receive Date:** 8/26/2010 16:15

PROFILE II

Parameter	Method	Results	Units	Reporting Limit	Date Analyzed
Scandium	EPA 200.7	<0.10	mg/L	0.10	9/3/2010
Silver	EPA 200.7	<0.0050	mg/L	0.0050	9/3/2010
Sodium	EPA 200.7	50	mg/L	0.50	9/3/2010
Strontium	EPA 200.7	0.38	mg/L	0.10	9/3/2010
Tin	EPA 200.7	<0.10	mg/L	0.10	9/3/2010
Titanium	EPA 200.7	<0.10	mg/L	0.10	9/3/2010
Vanadium	EPA 200.7	<0.010	mg/L	0.010	9/3/2010
Zinc	EPA 200.7	<0.010	mg/L	0.010	9/3/2010
Mercury	EPA 200.8	0.00043	mg/L	0.00010	9/7/2010
Antimony	EPA 200.8	<0.0025	mg/L	0.0025	9/7/2010
Arsenic	EPA 200.8	<0.0050	mg/L	0.0050	9/7/2010
Lead	EPA 200.8	<0.0025	mg/L	0.0025	9/7/2010
Selenium	EPA 200.8	0.0053	mg/L	0.0050	9/8/2010
Thallium	EPA 200.8	<0.0010	mg/L	0.0010	9/7/2010
Uranium	EPA 200.8	0.020	mg/L	0.010	9/7/2010
Anions	Calculation	4.90	meq/L	0.10	9/7/2010
Cations	Calculation	5.02	meq/L	0.10	9/7/2010
Error	Calculation	1.2	%	1.0	9/7/2010

Customer Sample ID: 604673 MWMP **Collect Date/Time:** 8/26/2010 09:00
WETLAB Sample ID: 1008456-002 **Receive Date:** 8/26/2010 16:15

PROFILE II

Parameter	Method	Results	Units	Reporting Limit	Date Analyzed
pH	SM 4500-H+ B	8.33	pH Units		8/26/2010
Bicarbonate (HCO3)	SM 2320B	97	mg/L	1.0	8/26/2010
Carbonate (CO3)	SM 2320B	1.2	mg/L	1.0	8/26/2010
Hydroxide (OH)	SM 2320B	<1.0	mg/L	1.0	8/26/2010
Total Alkalinity	SM 2320B	82	mg/L as CaCO3	1.0	8/26/2010
Chloride	EPA 300.0	12	mg/L	1.0	8/27/2010
Fluoride	EPA 300.0	5.6	mg/L	1.0	8/27/2010
Sulfate	EPA 300.0	110	mg/L	1.0	8/27/2010
Nitrate Nitrogen	EPA 300.0	<1.0	mg/L	1.0	8/27/2010
Nitrite Nitrogen	EPA 300.0	0.23	mg/L	0.025	8/27/2010
Total Dissolved Solids (TDS)	SM 2540C	320	mg/L	10	8/30/2010
Aluminum	EPA 200.7	<0.045	mg/L	0.045	9/3/2010
Barium	EPA 200.7	<0.010	mg/L	0.010	9/3/2010
Beryllium	EPA 200.7	<0.0010	mg/L	0.0010	9/3/2010
Bismuth	EPA 200.7	<0.10	mg/L	0.10	9/3/2010
Boron	EPA 200.7	0.23	mg/L	0.10	9/3/2010
Cadmium	EPA 200.7	<0.0010	mg/L	0.0010	9/3/2010

Customer Sample ID: 604673 MWMP **Collect Date/Time:** 8/26/2010 09:00
WETLAB Sample ID: 1008456-002 **Receive Date:** 8/26/2010 16:15

PROFILE II

Parameter	Method	Results	Units	Reporting Limit	Date Analyzed
Calcium	EPA 200.7	45	mg/L	0.50	9/3/2010
Chromium	EPA 200.7	<0.0050	mg/L	0.0050	9/3/2010
Cobalt	EPA 200.7	<0.010	mg/L	0.010	9/3/2010
Copper	EPA 200.7	<0.050	mg/L	0.050	9/3/2010
Gallium	EPA 200.7	<0.10	mg/L	0.10	9/3/2010
Iron	EPA 200.7	<0.010	mg/L	0.010	9/3/2010
Lithium	EPA 200.7	<0.10	mg/L	0.10	9/3/2010
Magnesium	EPA 200.7	7.0	mg/L	0.50	9/3/2010
Manganese	EPA 200.7	<0.0050	mg/L	0.0050	9/3/2010
Molybdenum	EPA 200.7	0.27	mg/L	0.010	9/3/2010
Nickel	EPA 200.7	<0.010	mg/L	0.010	9/3/2010
Phosphorus	EPA 200.7	<0.50	mg/L	0.50	9/3/2010
Potassium	EPA 200.7	22	mg/L	0.50	9/3/2010
Scandium	EPA 200.7	<0.10	mg/L	0.10	9/3/2010
Silver	EPA 200.7	<0.0050	mg/L	0.0050	9/3/2010
Sodium	EPA 200.7	34	mg/L	0.50	9/3/2010
Strontium	EPA 200.7	0.35	mg/L	0.10	9/3/2010
Tin	EPA 200.7	<0.10	mg/L	0.10	9/3/2010
Titanium	EPA 200.7	<0.10	mg/L	0.10	9/3/2010
Vanadium	EPA 200.7	<0.010	mg/L	0.010	9/3/2010
Zinc	EPA 200.7	<0.010	mg/L	0.010	9/3/2010
Mercury	EPA 200.8	0.0029	mg/L	0.00010	9/7/2010
Antimony	EPA 200.8	0.0028	mg/L	0.0025	9/7/2010
Arsenic	EPA 200.8	0.0054	mg/L	0.0050	9/7/2010
Lead	EPA 200.8	<0.0025	mg/L	0.0025	9/7/2010
Selenium	EPA 200.8	0.011	mg/L	0.0050	9/8/2010
Thallium	EPA 200.8	<0.0010	mg/L	0.0010	9/7/2010
Uranium	EPA 200.8	0.042	mg/L	0.010	9/7/2010
Anions	Calculation	4.55	meq/L	0.10	9/7/2010
Cations	Calculation	4.86	meq/L	0.10	9/7/2010
Error	Calculation	3.3	%	1.0	9/7/2010

Customer Sample ID: 604569 MWMP **Collect Date/Time:** 8/26/2010 09:00
WETLAB Sample ID: 1008456-003 **Receive Date:** 8/26/2010 16:15

PROFILE II

Parameter	Method	Results	Units	Reporting Limit	Date Analyzed
pH	SM 4500-H+ B	8.25	pH Units		8/26/2010
Bicarbonate (HCO3)	SM 2320B	73	mg/L	1.0	8/26/2010
Carbonate (CO3)	SM 2320B	<1.0	mg/L	1.0	8/26/2010
Hydroxide (OH)	SM 2320B	<1.0	mg/L	1.0	8/26/2010

Customer Sample ID: 604569 MWMP **Collect Date/Time:** 8/26/2010 09:00

WETLAB Sample ID: 1008456-003 **Receive Date:** 8/26/2010 16:15

PROFILE II

Parameter	Method	Results	Units	Reporting Limit	Date Analyzed
Total Alkalinity	SM 2320B	60	mg/L as CaCO3	1.0	8/26/2010
Chloride	EPA 300.0	7.8	mg/L	1.0	8/27/2010
Fluoride	EPA 300.0	3.9	mg/L	0.10	8/27/2010
Sulfate	EPA 300.0	93	mg/L	1.0	8/27/2010
Nitrate Nitrogen	EPA 300.0	<1.0	mg/L	1.0	8/27/2010
Nitrite Nitrogen	EPA 300.0	0.028	mg/L	0.025	8/27/2010
Total Dissolved Solids (TDS)	SM 2540C	240	mg/L	10	8/30/2010
Aluminum	EPA 200.7	<0.22	mg/L	0.22	9/3/2010
Barium	EPA 200.7	<0.010	mg/L	0.010	9/3/2010
Beryllium	EPA 200.7	<0.0010	mg/L	0.0010	9/3/2010
Bismuth	EPA 200.7	<0.10	mg/L	0.10	9/3/2010
Boron	EPA 200.7	0.14	mg/L	0.10	9/3/2010
Cadmium	EPA 200.7	<0.0010	mg/L	0.0010	9/3/2010
Calcium	EPA 200.7	28	mg/L	0.50	9/3/2010
Chromium	EPA 200.7	<0.0050	mg/L	0.0050	9/3/2010
Cobalt	EPA 200.7	<0.010	mg/L	0.010	9/3/2010
Copper	EPA 200.7	<0.050	mg/L	0.050	9/3/2010
Gallium	EPA 200.7	<0.10	mg/L	0.10	9/3/2010
Iron	EPA 200.7	<0.010	mg/L	0.010	9/3/2010
Lithium	EPA 200.7	<0.10	mg/L	0.10	9/3/2010
Magnesium	EPA 200.7	9.4	mg/L	0.50	9/3/2010
Manganese	EPA 200.7	0.052	mg/L	0.0050	9/3/2010
Molybdenum	EPA 200.7	0.035	mg/L	0.010	9/3/2010
Nickel	EPA 200.7	<0.010	mg/L	0.010	9/3/2010
Phosphorus	EPA 200.7	<0.50	mg/L	0.50	9/3/2010
Potassium	EPA 200.7	14	mg/L	0.50	9/3/2010
Scandium	EPA 200.7	<0.10	mg/L	0.10	9/3/2010
Silver	EPA 200.7	<0.0050	mg/L	0.0050	9/3/2010
Sodium	EPA 200.7	31	mg/L	0.50	9/3/2010
Strontium	EPA 200.7	0.21	mg/L	0.10	9/3/2010
Tin	EPA 200.7	<0.10	mg/L	0.10	9/3/2010
Titanium	EPA 200.7	<0.10	mg/L	0.10	9/3/2010
Vanadium	EPA 200.7	0.013	mg/L	0.010	9/3/2010
Zinc	EPA 200.7	<0.010	mg/L	0.010	9/3/2010
Mercury	EPA 200.8	0.00035	mg/L	0.00010	9/7/2010
Antimony	EPA 200.8	<0.0025	mg/L	0.0025	9/7/2010
Arsenic	EPA 200.8	<0.0050	mg/L	0.0050	9/7/2010
Lead	EPA 200.8	<0.0025	mg/L	0.0025	9/7/2010
Selenium	EPA 200.8	<0.0050	mg/L	0.0050	9/8/2010
Thallium	EPA 200.8	<0.0010	mg/L	0.0010	9/7/2010
Uranium	EPA 200.8	0.019	mg/L	0.010	9/7/2010

Customer Sample ID: 604569 MWMP **Collect Date/Time:** 8/26/2010 09:00
WETLAB Sample ID: 1008456-003 **Receive Date:** 8/26/2010 16:15

PROFILE II

Parameter	Method	Results	Units	Reporting Limit	Date Analyzed
Anions	Calculation	3.56	meq/L	0.10	9/7/2010
Cations	Calculation	3.89	meq/L	0.10	9/7/2010
Error	Calculation	4.4	%	1.0	9/7/2010

Customer Sample ID: 604571 MWMP **Collect Date/Time:** 8/26/2010 09:00
WETLAB Sample ID: 1008456-004 **Receive Date:** 8/26/2010 16:15

PROFILE II

Parameter	Method	Results	Units	Reporting Limit	Date Analyzed
pH	SM 4500-H+ B	8.36	pH Units		8/26/2010
Bicarbonate (HCO3)	SM 2320B	110	mg/L	1.0	8/26/2010
Carbonate (CO3)	SM 2320B	1.8	mg/L	1.0	8/26/2010
Hydroxide (OH)	SM 2320B	<1.0	mg/L	1.0	8/26/2010
Total Alkalinity	SM 2320B	91	mg/L as CaCO3	1.0	8/26/2010
Chloride	EPA 300.0	15	mg/L	1.0	8/27/2010
Fluoride	EPA 300.0	7.3	mg/L	1.0	8/27/2010
Sulfate	EPA 300.0	290	mg/L	10	8/27/2010
Nitrate Nitrogen	EPA 300.0	<1.0	mg/L	1.0	8/27/2010
Nitrite Nitrogen	EPA 300.0	<0.025	mg/L	0.025	8/27/2010
Total Dissolved Solids (TDS)	SM 2540C	550	mg/L	10	8/30/2010
Aluminum	EPA 200.7	<0.045	mg/L	0.045	9/3/2010
Barium	EPA 200.7	0.042	mg/L	0.010	9/3/2010
Beryllium	EPA 200.7	<0.0010	mg/L	0.0010	9/3/2010
Bismuth	EPA 200.7	<0.10	mg/L	0.10	9/3/2010
Boron	EPA 200.7	0.19	mg/L	0.10	9/3/2010
Cadmium	EPA 200.7	<0.0010	mg/L	0.0010	9/3/2010
Calcium	EPA 200.7	64	mg/L	0.50	9/3/2010
Chromium	EPA 200.7	<0.0050	mg/L	0.0050	9/3/2010
Cobalt	EPA 200.7	<0.010	mg/L	0.010	9/3/2010
Copper	EPA 200.7	<0.050	mg/L	0.050	9/3/2010
Gallium	EPA 200.7	<0.10	mg/L	0.10	9/3/2010
Iron	EPA 200.7	<0.010	mg/L	0.010	9/3/2010
Lithium	EPA 200.7	<0.10	mg/L	0.10	9/3/2010
Magnesium	EPA 200.7	14	mg/L	0.50	9/3/2010
Manganese	EPA 200.7	0.062	mg/L	0.0050	9/3/2010
Molybdenum	EPA 200.7	0.058	mg/L	0.010	9/3/2010
Nickel	EPA 200.7	<0.010	mg/L	0.010	9/3/2010
Phosphorus	EPA 200.7	<0.50	mg/L	0.50	9/3/2010
Potassium	EPA 200.7	40	mg/L	0.50	9/3/2010
Scandium	EPA 200.7	<0.10	mg/L	0.10	9/3/2010
Silver	EPA 200.7	<0.0050	mg/L	0.0050	9/3/2010

Customer Sample ID: 604571 MWMP **Collect Date/Time:** 8/26/2010 09:00
WETLAB Sample ID: 1008456-004 **Receive Date:** 8/26/2010 16:15

PROFILE II

Parameter	Method	Results	Units	Reporting Limit	Date Analyzed
Sodium	EPA 200.7	64	mg/L	0.50	9/3/2010
Strontium	EPA 200.7	0.58	mg/L	0.10	9/3/2010
Tin	EPA 200.7	<0.10	mg/L	0.10	9/3/2010
Titanium	EPA 200.7	<0.10	mg/L	0.10	9/3/2010
Vanadium	EPA 200.7	0.016	mg/L	0.010	9/3/2010
Zinc	EPA 200.7	<0.010	mg/L	0.010	9/3/2010
Mercury	EPA 200.8	0.00052	mg/L	0.00010	9/7/2010
Antimony	EPA 200.8	<0.0025	mg/L	0.0025	9/7/2010
Arsenic	EPA 200.8	<0.0050	mg/L	0.0050	9/7/2010
Lead	EPA 200.8	<0.0025	mg/L	0.0025	9/7/2010
Selenium	EPA 200.8	<0.010	mg/L	0.010	9/9/2010
Thallium	EPA 200.8	<0.0010	mg/L	0.0010	9/7/2010
Uranium	EPA 200.8	0.040	mg/L	0.010	9/7/2010
Anions	Calculation	8.71	meq/L	0.10	9/7/2010
Cations	Calculation	8.16	meq/L	0.10	9/7/2010
Error	Calculation	3.3	%	1.0	9/7/2010

Customer Sample ID: 605175 MWMP **Collect Date/Time:** 8/26/2010 09:00
WETLAB Sample ID: 1008456-005 **Receive Date:** 8/26/2010 16:15

PROFILE II

Parameter	Method	Results	Units	Reporting Limit	Date Analyzed
pH	SM 4500-H+ B	8.78	pH Units		8/26/2010
Bicarbonate (HCO3)	SM 2320B	94	mg/L	1.0	8/26/2010
Carbonate (CO3)	SM 2320B	7.0	mg/L	1.0	8/26/2010
Hydroxide (OH)	SM 2320B	<1.0	mg/L	1.0	8/26/2010
Total Alkalinity	SM 2320B	89	mg/L as CaCO3	1.0	8/26/2010
Chloride	EPA 300.0	6.8	mg/L	1.0	8/27/2010
Fluoride	EPA 300.0	3.1	mg/L	0.10	8/27/2010
Sulfate	EPA 300.0	140	mg/L	1.0	8/27/2010
Nitrate Nitrogen	EPA 300.0	<1.0	mg/L	1.0	8/27/2010
Nitrite Nitrogen	EPA 300.0	<0.025	mg/L	0.025	8/27/2010
Total Dissolved Solids (TDS)	SM 2540C	350	mg/L	10	8/30/2010
Aluminum	EPA 200.7	0.12	mg/L	0.045	9/3/2010
Barium	EPA 200.7	0.036	mg/L	0.010	9/3/2010
Beryllium	EPA 200.7	<0.0010	mg/L	0.0010	9/3/2010
Bismuth	EPA 200.7	<0.10	mg/L	0.10	9/3/2010
Boron	EPA 200.7	0.26	mg/L	0.10	9/3/2010
Cadmium	EPA 200.7	<0.0010	mg/L	0.0010	9/3/2010
Calcium	EPA 200.7	15	mg/L	0.50	9/3/2010
Chromium	EPA 200.7	<0.0050	mg/L	0.0050	9/3/2010

Customer Sample ID: 605175 MWMP **Collect Date/Time:** 8/26/2010 09:00
WETLAB Sample ID: 1008456-005 **Receive Date:** 8/26/2010 16:15

PROFILE II

Parameter	Method	Results	Units	Reporting Limit	Date Analyzed
Cobalt	EPA 200.7	<0.010	mg/L	0.010	9/3/2010
Copper	EPA 200.7	<0.050	mg/L	0.050	9/3/2010
Gallium	EPA 200.7	<0.10	mg/L	0.10	9/3/2010
Iron	EPA 200.7	<0.010	mg/L	0.010	9/3/2010
Lithium	EPA 200.7	<0.10	mg/L	0.10	9/3/2010
Magnesium	EPA 200.7	6.6	mg/L	0.50	9/3/2010
Manganese	EPA 200.7	0.0094	mg/L	0.0050	9/3/2010
Molybdenum	EPA 200.7	0.081	mg/L	0.010	9/3/2010
Nickel	EPA 200.7	<0.010	mg/L	0.010	9/3/2010
Phosphorus	EPA 200.7	<0.50	mg/L	0.50	9/3/2010
Potassium	EPA 200.7	18	mg/L	0.50	9/3/2010
Scandium	EPA 200.7	<0.10	mg/L	0.10	9/3/2010
Silver	EPA 200.7	<0.0050	mg/L	0.0050	9/3/2010
Sodium	EPA 200.7	84	mg/L	0.50	9/3/2010
Strontium	EPA 200.7	1.3	mg/L	0.10	9/3/2010
Tin	EPA 200.7	<0.10	mg/L	0.10	9/3/2010
Titanium	EPA 200.7	<0.10	mg/L	0.10	9/3/2010
Vanadium	EPA 200.7	0.019	mg/L	0.010	9/3/2010
Zinc	EPA 200.7	<0.010	mg/L	0.010	9/3/2010
Mercury	EPA 200.8	0.00019	mg/L	0.00010	9/7/2010
Antimony	EPA 200.8	0.0046	mg/L	0.0025	9/7/2010
Arsenic	EPA 200.8	0.0078	mg/L	0.0050	9/7/2010
Lead	EPA 200.8	<0.0025	mg/L	0.0025	9/7/2010
Selenium	EPA 200.8	0.0087	mg/L	0.0050	9/8/2010
Thallium	EPA 200.8	<0.0010	mg/L	0.0010	9/7/2010
Uranium	EPA 200.8	0.013	mg/L	0.010	9/7/2010
Anions	Calculation	5.04	meq/L	0.10	9/7/2010
Cations	Calculation	5.42	meq/L	0.10	9/7/2010
Error	Calculation	3.6	%	1.0	9/7/2010

Customer Sample ID: 604601 MWMP **Collect Date/Time:** 8/26/2010 09:00
WETLAB Sample ID: 1008456-006 **Receive Date:** 8/26/2010 16:15

PROFILE II

Parameter	Method	Results	Units	Reporting Limit	Date Analyzed
pH	SM 4500-H+ B	8.47	pH Units		8/26/2010
Bicarbonate (HCO3)	SM 2320B	110	mg/L	1.0	8/26/2010
Carbonate (CO3)	SM 2320B	3.0	mg/L	1.0	8/26/2010
Hydroxide (OH)	SM 2320B	<1.0	mg/L	1.0	8/26/2010
Total Alkalinity	SM 2320B	98	mg/L as CaCO3	1.0	8/26/2010
Chloride	EPA 300.0	16	mg/L	1.0	8/27/2010

Customer Sample ID: 604601 MWMP
WETLAB Sample ID: 1008456-006

Collect Date/Time: 8/26/2010 09:00
Receive Date: 8/26/2010 16:15

PROFILE II

Parameter	Method	Results	Units	Reporting Limit	Date Analyzed
Fluoride	EPA 300.0	5.0	mg/L	0.10	8/27/2010
Sulfate	EPA 300.0	150	mg/L	1.0	8/27/2010
Nitrate Nitrogen	EPA 300.0	<1.0	mg/L	1.0	8/27/2010
Nitrite Nitrogen	EPA 300.0	<0.025	mg/L	0.025	8/27/2010
Total Dissolved Solids (TDS)	SM 2540C	390	mg/L	10	8/30/2010
Aluminum	EPA 200.7	<0.045	mg/L	0.045	9/3/2010
Barium	EPA 200.7	0.020	mg/L	0.010	9/3/2010
Beryllium	EPA 200.7	<0.0010	mg/L	0.0010	9/3/2010
Bismuth	EPA 200.7	<0.10	mg/L	0.10	9/3/2010
Boron	EPA 200.7	0.34	mg/L	0.10	9/3/2010
Cadmium	EPA 200.7	<0.0010	mg/L	0.0010	9/3/2010
Calcium	EPA 200.7	45	mg/L	0.50	9/3/2010
Chromium	EPA 200.7	<0.0050	mg/L	0.0050	9/3/2010
Cobalt	EPA 200.7	<0.010	mg/L	0.010	9/3/2010
Copper	EPA 200.7	<0.050	mg/L	0.050	9/3/2010
Gallium	EPA 200.7	<0.10	mg/L	0.10	9/3/2010
Iron	EPA 200.7	<0.010	mg/L	0.010	9/3/2010
Lithium	EPA 200.7	<0.10	mg/L	0.10	9/3/2010
Magnesium	EPA 200.7	8.7	mg/L	0.50	9/3/2010
Manganese	EPA 200.7	0.022	mg/L	0.0050	9/3/2010
Molybdenum	EPA 200.7	0.091	mg/L	0.010	9/3/2010
Nickel	EPA 200.7	<0.010	mg/L	0.010	9/3/2010
Phosphorus	EPA 200.7	<0.50	mg/L	0.50	9/3/2010
Potassium	EPA 200.7	42	mg/L	0.50	9/3/2010
Scandium	EPA 200.7	<0.10	mg/L	0.10	9/3/2010
Silver	EPA 200.7	<0.0050	mg/L	0.0050	9/3/2010
Sodium	EPA 200.7	56	mg/L	0.50	9/3/2010
Strontium	EPA 200.7	0.44	mg/L	0.10	9/3/2010
Tin	EPA 200.7	<0.10	mg/L	0.10	9/3/2010
Titanium	EPA 200.7	<0.10	mg/L	0.10	9/3/2010
Vanadium	EPA 200.7	<0.050	mg/L	0.050	9/3/2010
Zinc	EPA 200.7	<0.010	mg/L	0.010	9/3/2010
Mercury	EPA 200.8	<0.0002	mg/L	0.0002	9/9/2010
Antimony	EPA 200.8	0.0033	mg/L	0.0025	9/7/2010
Arsenic	EPA 200.8	<0.0050	mg/L	0.0050	9/7/2010
Lead	EPA 200.8	<0.0025	mg/L	0.0025	9/8/2010
Selenium	EPA 200.8	0.011	mg/L	0.0050	9/7/2010
Thallium	EPA 200.8	<0.0010	mg/L	0.0010	9/8/2010
Uranium	EPA 200.8	0.051	mg/L	0.010	9/7/2010
Anions	Calculation	5.74	meq/L	0.10	9/7/2010
Cations	Calculation	6.47	meq/L	0.10	9/7/2010

Customer Sample ID: 604601 MWMP
WETLAB Sample ID: 1008456-006

Collect Date/Time: 8/26/2010 09:00
Receive Date: 8/26/2010 16:15

PROFILE II

Parameter	Method	Results	Units	Reporting Limit	Date Analyzed
Error	Calculation	6.0	%	1.0	9/7/2010

Western Environmental Testing Laboratory
QC Report

QCBatchID	QCType	Parameter	Method	Result	Units
QC1008767	Blank 1	Fluoride	EPA 300.0	<0.10	mg/L
QC1008767	Blank 2	Fluoride	EPA 300.0	<0.10	mg/L
QC1008767	Blank 3	Fluoride	EPA 300.0	<0.10	mg/L
QC1008769	Blank 1	Chloride	EPA 300.0	<1.0	mg/L
QC1008769	Blank 2	Chloride	EPA 300.0	<1.0	mg/L
QC1008769	Blank 3	Chloride	EPA 300.0	<1.0	mg/L
QC1008771	Blank 1	Nitrite Nitrogen	EPA 300.0	<0.025	mg/L
QC1008771	Blank 2	Nitrite Nitrogen	EPA 300.0	<0.025	mg/L
QC1008771	Blank 3	Nitrite Nitrogen	EPA 300.0	<0.025	mg/L
QC1008772	Blank 1	Nitrate Nitrogen	EPA 300.0	<1.0	mg/L
QC1008772	Blank 2	Nitrate Nitrogen	EPA 300.0	<1.0	mg/L
QC1008772	Blank 3	Nitrate Nitrogen	EPA 300.0	<1.0	mg/L
QC1008773	Blank 1	Sulfate	EPA 300.0	<1.0	mg/L
QC1008773	Blank 2	Sulfate	EPA 300.0	<1.0	mg/L
QC1008773	Blank 3	Sulfate	EPA 300.0	<1.0	mg/L
QC1009039	Blank 1	Total Dissolved Solids (TDS)	SM 2540C	<10	mg/L
QC1009039	Blank 2	Total Dissolved Solids (TDS)	SM 2540C	<10	mg/L
QC1009084	Blank 1	Aluminum	EPA 200.7	<0.045	mg/L
		Barium	EPA 200.7	<0.010	mg/L
		Beryllium	EPA 200.7	<0.0010	mg/L
		Bismuth	EPA 200.7	<0.10	mg/L
		Boron	EPA 200.7	<0.10	mg/L
		Cadmium	EPA 200.7	<0.0010	mg/L
		Calcium	EPA 200.7	<0.50	mg/L
		Chromium	EPA 200.7	<0.0050	mg/L
		Cobalt	EPA 200.7	<0.010	mg/L
		Copper	EPA 200.7	<0.050	mg/L
		Gallium	EPA 200.7	<0.10	mg/L
		Iron	EPA 200.7	<0.010	mg/L
		Lithium	EPA 200.7	<0.10	mg/L
		Magnesium	EPA 200.7	<0.50	mg/L
		Manganese	EPA 200.7	<0.0050	mg/L
		Molybdenum	EPA 200.7	<0.010	mg/L
		Nickel	EPA 200.7	<0.010	mg/L
		Phosphorus	EPA 200.7	<0.50	mg/L
		Potassium	EPA 200.7	<0.50	mg/L
		Scandium	EPA 200.7	<0.10	mg/L
		Silver	EPA 200.7	<0.0050	mg/L
		Sodium	EPA 200.7	<0.50	mg/L
		Strontium	EPA 200.7	<0.10	mg/L
		Tin	EPA 200.7	<0.10	mg/L
		Titanium	EPA 200.7	<0.10	mg/L
		Vanadium	EPA 200.7	<0.010	mg/L
		Zinc	EPA 200.7	<0.010	mg/L
QC1009160	Blank 1	Mercury	EPA 200.8	<0.00010	mg/L
		Antimony	EPA 200.8	<0.0025	mg/L
		Arsenic	EPA 200.8	<0.0050	mg/L
		Lead	EPA 200.8	<0.0025	mg/L
		Selenium	EPA 200.8	<0.0050	mg/L
		Thallium	EPA 200.8	<0.0010	mg/L

QCBatchID	QCType	Parameter	Method	Result	Units
		Uranium	EPA 200.8	<0.010	mg/L

QCBatchID	QCType	Parameter	Method	Result	Actual	% Recovery	Units
QC1008727	LCS 1	pH	SM 4500-H+ B	7.03	7.00	100	pH Units
QC1008727	LCS 2	pH	SM 4500-H+ B	7.03	7.00	100	pH Units
QC1008729	LCS 1	Alkalinity	SM 2320B	94.2	100	94	mg/L
QC1008767	LCS 1	Fluoride	EPA 300.0	2.10	2.00	105	mg/L
QC1008769	LCS 1	Chloride	EPA 300.0	10.00	10.0	100	mg/L
QC1008771	LCS 1	Nitrite Nitrogen	EPA 300.0	0.534	0.500	107	mg/L
QC1008772	LCS 1	Nitrate Nitrogen	EPA 300.0	1.94	2.00	97	mg/L
QC1008773	LCS 1	Sulfate	EPA 300.0	25.7	25.0	103	mg/L
QC1009039	LCS 1	Total Dissolved Solids (TDS)	SM 2540C	156	150	104	mg/L
QC1009039	LCS 2	Total Dissolved Solids (TDS)	SM 2540C	152	150	101	mg/L
QC1009084	LCS 1	Aluminum	EPA 200.7	1.09	1.00	109	mg/L
		Barium	EPA 200.7	1.07	1.00	107	mg/L
		Beryllium	EPA 200.7	1.07	1.00	107	mg/L
		Bismuth	EPA 200.7	1.09	1.00	109	mg/L
		Boron	EPA 200.7	1.06	1.00	106	mg/L
		Cadmium	EPA 200.7	1.08	1.00	108	mg/L
		Calcium	EPA 200.7	10.5	10.0	105	mg/L
		Chromium	EPA 200.7	1.07	1.00	107	mg/L
		Cobalt	EPA 200.7	1.07	1.00	107	mg/L
		Copper	EPA 200.7	5.40	5.00	108	mg/L
		Gallium	EPA 200.7	1.08	1.00	108	mg/L
		Iron	EPA 200.7	1.07	1.00	107	mg/L
		Lithium	EPA 200.7	1.06	1.00	106	mg/L
		Magnesium	EPA 200.7	10.6	10.0	106	mg/L
		Manganese	EPA 200.7	1.06	1.00	106	mg/L
		Molybdenum	EPA 200.7	1.07	1.00	107	mg/L
		Nickel	EPA 200.7	5.36	5.00	107	mg/L
		Phosphorus	EPA 200.7	5.33	5.00	107	mg/L
		Potassium	EPA 200.7	10.9	10.0	109	mg/L
		Scandium	EPA 200.7	1.08	1.00	108	mg/L
		Silver	EPA 200.7	0.098	0.090	109	mg/L
		Sodium	EPA 200.7	10.8	10.0	108	mg/L
		Strontium	EPA 200.7	1.08	1.00	108	mg/L
		Tin	EPA 200.7	1.05	1.00	105	mg/L
		Titanium	EPA 200.7	1.10	1.00	110	mg/L
		Vanadium	EPA 200.7	1.07	1.00	107	mg/L
		Zinc	EPA 200.7	1.09	1.00	109	mg/L
QC1009160	LCS 1	Mercury	EPA 200.8	0.000970	0.001	97	mg/L
		Antimony	EPA 200.8	0.0095	0.010	95	mg/L
		Arsenic	EPA 200.8	0.0493	0.050	99	mg/L
		Lead	EPA 200.8	0.0095	0.010	95	mg/L
		Selenium	EPA 200.8	0.0491	0.050	98	mg/L
		Thallium	EPA 200.8	0.0096	0.010	96	mg/L
		Uranium	EPA 200.8	<0.0100	0.010	93	mg/L

QCBatchID	QCType	Parameter	Method	Duplicate Sample	Sample Result	Duplicate Result	Units	RPD
QC1008727	Duplicate 1	pH	SM 4500-H+ B	1008436-001	7.74	7.70	pH Units	1 %
QC1008727	Duplicate 2	pH	SM 4500-H+ B	1008436-008	7.62	7.58	pH Units	1 %
QC1008727	Duplicate 3	pH	SM 4500-H+ B	1008456-001	8.31	8.34	pH Units	<1%
QC1008729	Duplicate 1	Bicarbonate (HCO3)	SM 2320B	1008436-001	274	275	mg/L	<1%
		Carbonate (CO3)	SM 2320B	1008436-001	<1.000	<1.000	mg/L	<1%
		Hydroxide (OH)	SM 2320B	1008436-001	<1.000	<1.000	mg/L	<1%

QCBatchID	QCType	Parameter	Method	Duplicate Sample	Sample Result	Duplicate Result	Units	RPD
		Total Alkalinity	SM 2320B	1008436-001	225	225	mg/L as CaCO3	<1%
QC1008729	Duplicate 2	Bicarbonate (HCO3)	SM 2320B	1008436-008	378	378	mg/L	<1%
		Carbonate (CO3)	SM 2320B	1008436-008	<1.000	<1.000	mg/L	<1%
		Hydroxide (OH)	SM 2320B	1008436-008	<1.000	<1.000	mg/L	<1%
		Total Alkalinity	SM 2320B	1008436-008	310	310	mg/L as CaCO3	<1%
QC1009039	Duplicate 1	Total Dissolved Solids (TDS)	SM 2540C	1008440-001	764	761	mg/L	<1%
QC1009039	Duplicate 2	Total Dissolved Solids (TDS)	SM 2540C	1008456-001	321	319	mg/L	1 %
QC1009039	Duplicate 3	Total Dissolved Solids (TDS)	SM 2540C	1008460-005	319	323	mg/L	1 %

QCBatchID	QCType	Parameter	Method	Spike Sample	Sample Result		MS Result	MSD Result	Spike Value	Units	MS % Rec.	MSD % Rec.	RPD
QC1008767	MS 1	Fluoride	EPA 300.0	1008456-001	6.05		24.0	25.1	2.00	mg/L	90	95	4 %
QC1008767	MS 2	Fluoride	EPA 300.0	1008454-001	1.66		5.54	5.36	2.00	mg/L	97	92	3 %
QC1008769	MS 1	Chloride	EPA 300.0	1008456-001	18.7		23.6	23.7	5.00	mg/L	98	100	<1%
QC1008769	MS 2	Chloride	EPA 300.0	1008454-001	1.10		11.4	11.4	5.00	mg/L	103	103	<1%
QC1008771	MS 1	Nitrite Nitrogen	EPA 300.0	1008456-001	0.033		0.566	0.599	0.500	mg/L	112	118	6 %
QC1008771	MS 2	Nitrite Nitrogen	EPA 300.0	1008454-001	<0.050		1.14	1.13	0.500	mg/L	111	110	1 %
QC1008772	MS 1	Nitrate Nitrogen	EPA 300.0	1008456-001	<1.000		2.08	2.13	2.00	mg/L	102	104	2 %
QC1008772	MS 2	Nitrate Nitrogen	EPA 300.0	1008460-001	<1.000		2.32	2.33	2.00	mg/L	100	101	<1%
QC1008773	MS 1	Sulfate	EPA 300.0	1008456-001	101		109	109	10.0	mg/L	80	81	<1%
QC1008773	MS 2	Sulfate	EPA 300.0	1008460-001	57.6		66.7	66.7	10.0	mg/L	91	91	<1%
QC1009084	MS 1	Aluminum	EPA 200.7	1008436-002	<0.045		1.07	1.05	1.00	mg/L	105	103	2 %
		Barium	EPA 200.7	1008436-002	<0.010		1.10	1.08	1.00	mg/L	110	108	2 %
		Beryllium	EPA 200.7	1008436-002	<0.001		1.08	1.07	1.00	mg/L	108	107	1 %
		Bismuth	EPA 200.7	1008436-002	<0.100		1.08	1.07	1.00	mg/L	111	110	1 %
		Boron	EPA 200.7	1008436-002	0.151		1.30	1.29	1.00	mg/L	115	114	1 %
		Cadmium	EPA 200.7	1008436-002	<0.001		1.10	1.08	1.00	mg/L	110	108	2 %
		Calcium	EPA 200.7	1008436-002	47.6		57.1	57.1	10.0	mg/L	95	95	<1%
		Chromium	EPA 200.7	1008436-002	<0.005		1.10	1.08	1.00	mg/L	110	108	2 %
		Cobalt	EPA 200.7	1008436-002	<0.010		1.07	1.05	1.00	mg/L	107	105	2 %
		Copper	EPA 200.7	1008436-002	<0.050		5.45	5.36	5.00	mg/L	109	107	2 %
		Gallium	EPA 200.7	1008436-002	<0.100		1.08	1.05	1.00	mg/L	107	104	3 %
		Iron	EPA 200.7	1008436-002	8.92		9.64	9.65	1.00	mg/L	72	73	<1%
		Lithium	EPA 200.7	1008436-002	<0.100		1.11	1.10	1.00	mg/L	107	106	1 %
		Magnesium	EPA 200.7	1008436-002	85.2		93.4	93.8	10.0	mg/L	82	86	<1%
		Manganese	EPA 200.7	1008436-002	0.288		1.34	1.33	1.00	mg/L	105	104	1 %
		Molybdenum	EPA 200.7	1008436-002	<0.010		1.10	1.09	1.00	mg/L	110	109	1 %
		Nickel	EPA 200.7	1008436-002	<0.010		5.25	5.17	5.00	mg/L	105	103	2 %
		Phosphorus	EPA 200.7	1008436-002	<0.500		5.81	5.72	5.00	mg/L	117	115	2 %
		Potassium	EPA 200.7	1008436-002	4.63		15.7	15.6	10.0	mg/L	111	110	1 %
		Scandium	EPA 200.7	1008436-002	<0.100		1.11	1.09	1.00	mg/L	111	109	2 %
		Silver	EPA 200.7	1008436-002	<0.005		0.096	0.093	0.090	mg/L	109	105	3 %
		Sodium	EPA 200.7	1008436-002	42.1		51.4	50.9	10.0	mg/L	93	88	1 %
		Strontium	EPA 200.7	1008436-002	0.102		1.15	1.13	1.00	mg/L	105	103	2 %
		Tin	EPA 200.7	1008436-002	<0.100		1.05	1.05	1.00	mg/L	110	110	<1%
		Titanium	EPA 200.7	1008436-002	<0.100		1.12	1.11	1.00	mg/L	112	111	1 %
		Vanadium	EPA 200.7	1008436-002	0.056		1.18	1.16	1.00	mg/L	112	110	2 %
		Zinc	EPA 200.7	1008436-002	<0.010		1.10	1.09	1.00	mg/L	110	109	1 %
QC1009160	MS 1	Mercury	EPA 200.8	1008436-002	<0.000100		0.000961	0.001000	0.001	mg/L	96	100	4 %
		Antimony	EPA 200.8	1008436-002	<0.0025		0.0096	0.0099	0.010	mg/L	96	99	3 %
		Arsenic	EPA 200.8	1008436-002	<0.0050		0.0499	0.0509	0.050	mg/L	100	102	2 %
		Lead	EPA 200.8	1008436-002	<0.0025		0.0095	0.0096	0.010	mg/L	95	96	1 %
		Selenium	EPA 200.8	1008436-002	<0.0050	M	0.0232	0.0221	0.050	mg/L	NC	NC	NC
		Thallium	EPA 200.8	1008436-002	<0.0010		0.0095	0.0096	0.010	mg/L	95	96	1 %
		Uranium	EPA 200.8	1008436-002	<0.0100		0.0125	0.0104	0.010	mg/L	120	99	18 %

WETLAB
WESTERN ENVIRONMENTAL TESTING LABORATORY
Specializing in Soil, Hazardous Waste and Water Analysis.
475 E. Greg Street #119 | Sparks, Nevada 89431
tel (775) 355-0202 | fax (775) 355-0817 | www.WETLaboratory.com

Lab Number 1008456
Report Due Date: 9/10/2010
Page 1 of 1

Client	McClelland Laboratories, Inc.
Address	1016 Greg Street
City, State & Zip	Sparks, NV 89431
Contact	Gene McClelland
Phone 775-356-1300	Collector's Name RJ
Fax 775-356-8917	Project Name 3438
P.O. Number	Project Number
Email mli@mettest.com	

Turnaround Time
Standard _____ 5-Day _____ Other _____

Billing Address (if different than Client Address):
Company _____
Address _____
City, State & Zip _____
Contact _____
Phone _____
Fax _____
Email _____

Additional Information

Fax Results	Y	N	To: Client	Billing
Email Results	Y	N	To: Client	Billing
Compliance Monitoring	Y	N		
Fax Results to State EPA	Y	N		

Sample Type Codes

DW = Drinking Water	SD = Solid
WW = Wastewater	SO = Soil
SW = Surface Water	HW = Hazardous Waste
MW = Monitoring Well	OTHER:

SAMPLE ID/LOCATION	DATE	TIME	SAMPLE TYPE	NO. OF CONTAINERS	Analyses Requested: Profile II w/o WAD	Spl. No.
604606 MWMP	8/26/10	0900	WW	2	x	1
604673 MWMP						2
604569 MWMP						3
604571 MWMP						4
605175 MWMP						5
604601 MWMP						6
1008 1						
456 1						

Instructions/Comments/Special Requirements:

SAMPLE RECEIPT	DATE	TIME	Samples Relinquished By	Samples Received By
Temperature 24 °C	8/26	4:15	[signature]	[signature]
Custody Seals Intact? Y N (None)				
Number of Containers 12 WB				

WETLAB'S Standard Terms and Conditions apply unless written agreements specify otherwise. Payment terms are Net 30.

To the maximum extent permitted by law, the Client agrees to limit the liability of WETLAB for the Client's damages to the total compesation received, unless other agreements are made in writing. This limitation shall apply regardless of the cause of action or legal theory pled or asserted.

301.2E

WETLAB
WESTERN ENVIRONMENTAL TESTING LABORATORY

3438 - Profile I w/o WAD MWMP

475 E. Greg Street #119 | Sparks, Nevada 89431 | tel (775) 355-0202 | fax (775) 355-0817 | www.WETLaboratory.com

9/13/2010

McClelland Laboratory
1016 Greg Street
Sparks, NV 89431
Attn: Gene McClelland

OrderID: *1008487*

Dear: Gene McClelland

This is to transmit the attached analytical report. The analytical data and information contained therein was generated using specified or selected methods contained in references, such as Standard Methods for the Examination of Water and Wastewater, 18th & 19th editions, Methods for Determination of Organic Compounds in Drinking Water, EPA-600/4-79-020, and Test Methods for Evaluation of Solid Waste, Physical/Chemical Methods (SW846) Third Edition.

The samples were received by WETLAB-Western Environmental Testing Laboratory in good condition on 8/30/2010. Additional comments are located on page 2 of this report.

If you should have any questions or comments regarding this report, please do not hesitate to call.

Sincerely,

Andy Smith
Laboratory Manager

Western Environmental Testing Laboratory
Report Comments

McClelland Laboratory - 1008487

General Comments

None

Specific Comments

None

Data Qualifier Legend

B – Blank contamination; Analyte detected above the method reporting limit in an associated blank

HT – Sample held beyond the accepted holding time

J – The reported value is between the laboratory method detection limit and the laboratory practical quantitation limit

M – Reported value is estimated; The sample matrix interfered with the analysis

N – There was insufficient sample available to perform a spike and/or duplicate on this analytical batch.

NC – Not calculated due to matrix interference

Q – Reported value is estimated; The value failed to meet QC criteria for either precision or accuracy

SA – Reported value was calculated using the method of Standard Additions.

SC – Spike recovery not calculated. Sample concentration >4X the spike amount; therefore, the spike could not be adequately recovered.

Western Environmental Testing Laboratory
Analytical Report

McClelland Laboratory
1016 Greg Street
Sparks, NV 89431
Attn: Gene McClelland
Phone: (775) 356-1300 **Fax:** (775) 356-8917
PO\Project: *3438*

Date Printed: 9/13/2010
OrderID: *1008487*

Customer Sample ID: 604862 MWMP
WETLAB Sample ID: 1008487-001

Collect Date/Time: 8/30/2010 09:00
Receive Date: 8/30/2010 15:25

PROFILE II

Parameter	Method	Results	Units	Reporting Limit	Date Analyzed
pH	SM 4500-H+ B	8.11	pH Units		8/31/2010
Bicarbonate (HCO3)	SM 2320B	150	mg/L	1.0	8/31/2010
Carbonate (CO3)	SM 2320B	<1.0	mg/L	1.0	8/31/2010
Hydroxide (OH)	SM 2320B	<1.0	mg/L	1.0	8/31/2010
Total Alkalinity	SM 2320B	120	mg/L as CaCO3	1.0	8/31/2010
Chloride	EPA 300.0	12	mg/L	1.0	8/31/2010
Fluoride	EPA 300.0	5.5	mg/L	1.0	8/31/2010
Sulfate	EPA 300.0	280	mg/L	10	8/31/2010
Nitrate Nitrogen	EPA 300.0	<1.0	mg/L	1.0	8/31/2010
Nitrite Nitrogen	EPA 300.0	<0.025	mg/L	0.025	8/31/2010
Total Dissolved Solids (TDS)	SM 2540C	580	mg/L	10	8/31/2010
Aluminum	EPA 200.7	<0.045	mg/L	0.045	9/8/2010
Barium	EPA 200.7	<0.010	mg/L	0.010	9/8/2010
Beryllium	EPA 200.7	<0.0010	mg/L	0.0010	9/8/2010
Bismuth	EPA 200.7	<0.10	mg/L	0.10	9/8/2010
Boron	EPA 200.7	0.14	mg/L	0.10	9/8/2010
Cadmium	EPA 200.7	<0.0010	mg/L	0.0010	9/8/2010
Calcium	EPA 200.7	88	mg/L	0.50	9/8/2010
Chromium	EPA 200.7	<0.0050	mg/L	0.0050	9/8/2010
Cobalt	EPA 200.7	<0.010	mg/L	0.010	9/8/2010
Copper	EPA 200.7	<0.050	mg/L	0.050	9/8/2010
Gallium	EPA 200.7	<0.10	mg/L	0.10	9/8/2010
Iron	EPA 200.7	<0.010	mg/L	0.010	9/8/2010
Lithium	EPA 200.7	<0.10	mg/L	0.10	9/8/2010
Magnesium	EPA 200.7	18	mg/L	0.50	9/8/2010
Manganese	EPA 200.7	<0.0050	mg/L	0.0050	9/8/2010
Molybdenum	EPA 200.7	0.088	mg/L	0.010	9/8/2010
Nickel	EPA 200.7	<0.010	mg/L	0.010	9/8/2010
Phosphorus	EPA 200.7	<0.50	mg/L	0.50	9/8/2010
Potassium	EPA 200.7	22	mg/L	0.50	9/8/2010

Customer Sample ID: 604862 MWMP **Collect Date/Time:** 8/30/2010 09:00
WETLAB Sample ID: 1008487-001 **Receive Date:** 8/30/2010 15:25

PROFILE II

Parameter	Method	Results	Units	Reporting Limit	Date Analyzed
Scandium	EPA 200.7	<0.10	mg/L	0.10	9/8/2010
Silver	EPA 200.7	<0.0050	mg/L	0.0050	9/8/2010
Sodium	EPA 200.7	44	mg/L	0.50	9/8/2010
Strontium	EPA 200.7	2.2	mg/L	0.10	9/8/2010
Tin	EPA 200.7	<0.10	mg/L	0.10	9/8/2010
Titanium	EPA 200.7	<0.10	mg/L	0.10	9/8/2010
Vanadium	EPA 200.7	0.027	mg/L	0.010	9/8/2010
Zinc	EPA 200.7	<0.010	mg/L	0.010	9/8/2010
Mercury	EPA 200.8	<0.00010	mg/L	0.00010	9/9/2010
Antimony	EPA 200.8	<0.0025	mg/L	0.0025	9/9/2010
Arsenic	EPA 200.8	<0.0050	mg/L	0.0050	9/9/2010
Lead	EPA 200.8	<0.0025	mg/L	0.0025	9/9/2010
Selenium	EPA 200.8	0.018	mg/L	0.0050	9/9/2010
Thallium	EPA 200.8	<0.0010	mg/L	0.0010	9/9/2010
Uranium	EPA 200.8	0.019	mg/L	0.010	9/9/2010
Anions	Calculation	8.92	meq/L	0.10	9/8/2010
Cations	Calculation	8.35	meq/L	0.10	9/8/2010
Error	Calculation	3.3	%	1.0	9/8/2010

Customer Sample ID: 604734 MWMP **Collect Date/Time:** 8/30/2010 09:00
WETLAB Sample ID: 1008487-002 **Receive Date:** 8/30/2010 15:25

PROFILE II

Parameter	Method	Results	Units	Reporting Limit	Date Analyzed
pH	SM 4500-H+ B	8.74	pH Units		8/31/2010
Bicarbonate (HCO3)	SM 2320B	130	mg/L	1.0	8/31/2010
Carbonate (CO3)	SM 2320B	6.9	mg/L	1.0	8/31/2010
Hydroxide (OH)	SM 2320B	<1.0	mg/L	1.0	8/31/2010
Total Alkalinity	SM 2320B	120	mg/L as CaCO3	1.0	8/31/2010
Chloride	EPA 300.0	27	mg/L	1.0	8/31/2010
Fluoride	EPA 300.0	9.0	mg/L	1.0	8/31/2010
Sulfate	EPA 300.0	100	mg/L	10	8/31/2010
Nitrate Nitrogen	EPA 300.0	<1.0	mg/L	1.0	8/31/2010
Nitrite Nitrogen	EPA 300.0	<0.025	mg/L	0.025	8/31/2010
Total Dissolved Solids (TDS)	SM 2540C	360	mg/L	10	8/31/2010
Aluminum	EPA 200.7	0.055	mg/L	0.045	9/8/2010
Barium	EPA 200.7	<0.010	mg/L	0.010	9/8/2010
Beryllium	EPA 200.7	<0.0010	mg/L	0.0010	9/8/2010
Bismuth	EPA 200.7	<0.10	mg/L	0.10	9/8/2010
Boron	EPA 200.7	0.32	mg/L	0.10	9/8/2010
Cadmium	EPA 200.7	<0.0010	mg/L	0.0010	9/8/2010

Customer Sample ID: 604734 MWMP **Collect Date/Time:** 8/30/2010 09:00
WETLAB Sample ID: 1008487-002 **Receive Date:** 8/30/2010 15:25

PROFILE II

Parameter	Method	Results	Units	Reporting Limit	Date Analyzed
Calcium	EPA 200.7	18	mg/L	0.50	9/8/2010
Chromium	EPA 200.7	<0.0050	mg/L	0.0050	9/8/2010
Cobalt	EPA 200.7	<0.010	mg/L	0.010	9/8/2010
Copper	EPA 200.7	<0.050	mg/L	0.050	9/8/2010
Gallium	EPA 200.7	<0.10	mg/L	0.10	9/8/2010
Iron	EPA 200.7	<0.010	mg/L	0.010	9/8/2010
Lithium	EPA 200.7	<0.10	mg/L	0.10	9/8/2010
Magnesium	EPA 200.7	6.1	mg/L	0.50	9/8/2010
Manganese	EPA 200.7	0.0072	mg/L	0.0050	9/8/2010
Molybdenum	EPA 200.7	0.094	mg/L	0.010	9/8/2010
Nickel	EPA 200.7	<0.010	mg/L	0.010	9/8/2010
Phosphorus	EPA 200.7	<0.50	mg/L	0.50	9/8/2010
Potassium	EPA 200.7	17	mg/L	0.50	9/8/2010
Scandium	EPA 200.7	<0.10	mg/L	0.10	9/8/2010
Silver	EPA 200.7	<0.0050	mg/L	0.0050	9/8/2010
Sodium	EPA 200.7	85	mg/L	0.50	9/8/2010
Strontium	EPA 200.7	0.50	mg/L	0.10	9/8/2010
Tin	EPA 200.7	<0.10	mg/L	0.10	9/8/2010
Titanium	EPA 200.7	<0.10	mg/L	0.10	9/8/2010
Vanadium	EPA 200.7	0.019	mg/L	0.010	9/8/2010
Zinc	EPA 200.7	<0.010	mg/L	0.010	9/8/2010
Mercury	EPA 200.8	0.00056	mg/L	0.00010	9/9/2010
Antimony	EPA 200.8	<0.0025	mg/L	0.0025	9/9/2010
Arsenic	EPA 200.8	<0.0050	mg/L	0.0050	9/9/2010
Lead	EPA 200.8	<0.0025	mg/L	0.0025	9/9/2010
Selenium	EPA 200.8	0.0066	mg/L	0.0050	9/9/2010
Thallium	EPA 200.8	<0.0010	mg/L	0.0010	9/9/2010
Uranium	EPA 200.8	<0.010	mg/L	0.010	9/9/2010
Anions	Calculation	5.68	meq/L	0.10	9/8/2010
Cations	Calculation	5.54	meq/L	0.10	9/8/2010
Error	Calculation	1.2	%	1.0	9/8/2010

Customer Sample ID: 604552 MWMP **Collect Date/Time:** 8/30/2010 09:00
WETLAB Sample ID: 1008487-003 **Receive Date:** 8/30/2010 15:25

PROFILE II

Parameter	Method	Results	Units	Reporting Limit	Date Analyzed
pH	SM 4500-H+ B	8.27	pH Units		8/31/2010
Bicarbonate (HCO3)	SM 2320B	120	mg/L	1.0	8/31/2010
Carbonate (CO3)	SM 2320B	<1.0	mg/L	1.0	8/31/2010
Hydroxide (OH)	SM 2320B	<1.0	mg/L	1.0	8/31/2010

Customer Sample ID: 604552 MWMP **Collect Date/Time:** 8/30/2010 09:00

WETLAB Sample ID: 1008487-003 **Receive Date:** 8/30/2010 15:25

PROFILE II

Parameter	Method	Results	Units	Reporting Limit	Date Analyzed
Total Alkalinity	SM 2320B	100	mg/L as CaCO3	1.0	8/31/2010
Chloride	EPA 300.0	16	mg/L	1.0	8/31/2010
Fluoride	EPA 300.0	8.0	mg/L	1.0	8/31/2010
Sulfate	EPA 300.0	200	mg/L	10	8/31/2010
Nitrate Nitrogen	EPA 300.0	<1.0	mg/L	1.0	8/31/2010
Nitrite Nitrogen	EPA 300.0	0.17	mg/L	0.025	8/31/2010
Total Dissolved Solids (TDS)	SM 2540C	450	mg/L	10	8/31/2010
Aluminum	EPA 200.7	<0.045	mg/L	0.045	9/8/2010
Barium	EPA 200.7	<0.010	mg/L	0.010	9/8/2010
Beryllium	EPA 200.7	<0.0010	mg/L	0.0010	9/8/2010
Bismuth	EPA 200.7	<0.10	mg/L	0.10	9/8/2010
Boron	EPA 200.7	0.17	mg/L	0.10	9/8/2010
Cadmium	EPA 200.7	<0.0010	mg/L	0.0010	9/8/2010
Calcium	EPA 200.7	62	mg/L	0.50	9/8/2010
Chromium	EPA 200.7	<0.0050	mg/L	0.0050	9/8/2010
Cobalt	EPA 200.7	<0.010	mg/L	0.010	9/8/2010
Copper	EPA 200.7	<0.050	mg/L	0.050	9/8/2010
Gallium	EPA 200.7	<0.10	mg/L	0.10	9/8/2010
Iron	EPA 200.7	<0.010	mg/L	0.010	9/8/2010
Lithium	EPA 200.7	<0.10	mg/L	0.10	9/8/2010
Magnesium	EPA 200.7	10	mg/L	0.50	9/8/2010
Manganese	EPA 200.7	0.023	mg/L	0.0050	9/8/2010
Molybdenum	EPA 200.7	0.035	mg/L	0.010	9/8/2010
Nickel	EPA 200.7	<0.010	mg/L	0.010	9/8/2010
Phosphorus	EPA 200.7	<0.50	mg/L	0.50	9/8/2010
Potassium	EPA 200.7	12	mg/L	0.50	9/8/2010
Scandium	EPA 200.7	<0.10	mg/L	0.10	9/8/2010
Silver	EPA 200.7	<0.0050	mg/L	0.0050	9/8/2010
Sodium	EPA 200.7	54	mg/L	0.50	9/8/2010
Strontium	EPA 200.7	0.49	mg/L	0.10	9/8/2010
Tin	EPA 200.7	<0.10	mg/L	0.10	9/8/2010
Titanium	EPA 200.7	<0.10	mg/L	0.10	9/8/2010
Vanadium	EPA 200.7	0.016	mg/L	0.010	9/8/2010
Zinc	EPA 200.7	<0.010	mg/L	0.010	9/8/2010
Mercury	EPA 200.8	0.0020	mg/L	0.00010	9/9/2010
Antimony	EPA 200.8	<0.0025	mg/L	0.0025	9/9/2010
Arsenic	EPA 200.8	<0.0050	mg/L	0.0050	9/9/2010
Lead	EPA 200.8	<0.0025	mg/L	0.0025	9/9/2010
Selenium	EPA 200.8	<0.0050	mg/L	0.0050	9/9/2010
Thallium	EPA 200.8	<0.0010	mg/L	0.0010	9/9/2010
Uranium	EPA 200.8	0.052	mg/L	0.010	9/9/2010

Customer Sample ID: 604552 MWMP **Collect Date/Time:** 8/30/2010 09:00
WETLAB Sample ID: 1008487-003 **Receive Date:** 8/30/2010 15:25

PROFILE II

Parameter	Method	Results	Units	Reporting Limit	Date Analyzed
Anions	Calculation	7.00	meq/L	0.10	9/8/2010
Cations	Calculation	6.57	meq/L	0.10	9/8/2010
Error	Calculation	3.2	%	1.0	9/8/2010

Customer Sample ID: 604669 MWMP **Collect Date/Time:** 8/30/2010 09:00
WETLAB Sample ID: 1008487-004 **Receive Date:** 8/30/2010 15:25

PROFILE II

Parameter	Method	Results	Units	Reporting Limit	Date Analyzed
pH	SM 4500-H+ B	8.39	pH Units		8/31/2010
Bicarbonate (HCO3)	SM 2320B	110	mg/L	1.0	8/31/2010
Carbonate (CO3)	SM 2320B	2.4	mg/L	1.0	8/31/2010
Hydroxide (OH)	SM 2320B	<1.0	mg/L	1.0	8/31/2010
Total Alkalinity	SM 2320B	97	mg/L as CaCO3	1.0	8/31/2010
Chloride	EPA 300.0	21	mg/L	1.0	8/31/2010
Fluoride	EPA 300.0	6.6	mg/L	1.0	8/31/2010
Sulfate	EPA 300.0	260	mg/L	10	8/31/2010
Nitrate Nitrogen	EPA 300.0	<1.0	mg/L	1.0	8/31/2010
Nitrite Nitrogen	EPA 300.0	0.22	mg/L	0.025	8/31/2010
Total Dissolved Solids (TDS)	SM 2540C	560	mg/L	10	8/31/2010
Aluminum	EPA 200.7	<0.045	mg/L	0.045	9/8/2010
Barium	EPA 200.7	0.013	mg/L	0.010	9/8/2010
Beryllium	EPA 200.7	<0.0010	mg/L	0.0010	9/8/2010
Bismuth	EPA 200.7	<0.10	mg/L	0.10	9/8/2010
Boron	EPA 200.7	0.21	mg/L	0.10	9/8/2010
Cadmium	EPA 200.7	<0.0010	mg/L	0.0010	9/8/2010
Calcium	EPA 200.7	83	mg/L	0.50	9/8/2010
Chromium	EPA 200.7	<0.0050	mg/L	0.0050	9/8/2010
Cobalt	EPA 200.7	<0.010	mg/L	0.010	9/8/2010
Copper	EPA 200.7	<0.050	mg/L	0.050	9/8/2010
Gallium	EPA 200.7	<0.10	mg/L	0.10	9/8/2010
Iron	EPA 200.7	<0.010	mg/L	0.010	9/8/2010
Lithium	EPA 200.7	<0.10	mg/L	0.10	9/8/2010
Magnesium	EPA 200.7	13	mg/L	0.50	9/8/2010
Manganese	EPA 200.7	0.043	mg/L	0.0050	9/8/2010
Molybdenum	EPA 200.7	0.12	mg/L	0.010	9/8/2010
Nickel	EPA 200.7	<0.010	mg/L	0.010	9/8/2010
Phosphorus	EPA 200.7	<0.50	mg/L	0.50	9/8/2010
Potassium	EPA 200.7	24	mg/L	0.50	9/8/2010
Scandium	EPA 200.7	<0.10	mg/L	0.10	9/8/2010
Silver	EPA 200.7	<0.0050	mg/L	0.0050	9/8/2010

Customer Sample ID: 604669 MWMP **Collect Date/Time:** 8/30/2010 09:00
WETLAB Sample ID: 1008487-004 **Receive Date:** 8/30/2010 15:25

PROFILE II

Parameter	Method	Results	Units	Reporting Limit	Date Analyzed
Sodium	EPA 200.7	42	mg/L	0.50	9/8/2010
Strontium	EPA 200.7	0.75	mg/L	0.10	9/8/2010
Tin	EPA 200.7	<0.10	mg/L	0.10	9/8/2010
Titanium	EPA 200.7	<0.10	mg/L	0.10	9/8/2010
Vanadium	EPA 200.7	0.020	mg/L	0.010	9/8/2010
Zinc	EPA 200.7	<0.010	mg/L	0.010	9/8/2010
Mercury	EPA 200.8	0.0018	mg/L	0.00010	9/9/2010
Antimony	EPA 200.8	0.0029	mg/L	0.0025	9/9/2010
Arsenic	EPA 200.8	<0.0050	mg/L	0.0050	9/9/2010
Lead	EPA 200.8	<0.0025	mg/L	0.0025	9/9/2010
Selenium	EPA 200.8	0.017	mg/L	0.0050	9/9/2010
Thallium	EPA 200.8	<0.0010	mg/L	0.0010	9/9/2010
Uranium	EPA 200.8	0.056	mg/L	0.010	9/9/2010
Anions	Calculation	8.24	meq/L	0.10	9/8/2010
Cations	Calculation	7.65	meq/L	0.10	9/8/2010
Error	Calculation	3.7	%	1.0	9/8/2010

Customer Sample ID: 605153 MWMP **Collect Date/Time:** 8/30/2010 09:00
WETLAB Sample ID: 1008487-005 **Receive Date:** 8/30/2010 15:25

PROFILE II

Parameter	Method	Results	Units	Reporting Limit	Date Analyzed
pH	SM 4500-H+ B	8.15	pH Units		8/31/2010
Bicarbonate (HCO3)	SM 2320B	76	mg/L	1.0	8/31/2010
Carbonate (CO3)	SM 2320B	<1.0	mg/L	1.0	8/31/2010
Hydroxide (OH)	SM 2320B	<1.0	mg/L	1.0	8/31/2010
Total Alkalinity	SM 2320B	63	mg/L as CaCO3	1.0	8/31/2010
Chloride	EPA 300.0	7.8	mg/L	1.0	8/31/2010
Fluoride	EPA 300.0	5.0	mg/L	1.0	8/31/2010
Sulfate	EPA 300.0	120	mg/L	10	8/31/2010
Nitrate Nitrogen	EPA 300.0	<1.0	mg/L	1.0	8/31/2010
Nitrite Nitrogen	EPA 300.0	0.043	mg/L	0.025	8/31/2010
Total Dissolved Solids (TDS)	SM 2540C	270	mg/L	10	8/31/2010
Aluminum	EPA 200.7	0.066	mg/L	0.045	9/8/2010
Barium	EPA 200.7	0.039	mg/L	0.010	9/8/2010
Beryllium	EPA 200.7	<0.0010	mg/L	0.0010	9/8/2010
Bismuth	EPA 200.7	<0.10	mg/L	0.10	9/8/2010
Boron	EPA 200.7	0.29	mg/L	0.10	9/8/2010
Cadmium	EPA 200.7	<0.0010	mg/L	0.0010	9/8/2010
Calcium	EPA 200.7	18	mg/L	0.50	9/8/2010
Chromium	EPA 200.7	<0.0050	mg/L	0.0050	9/8/2010

Customer Sample ID: 605153 MWMP **Collect Date/Time:** 8/30/2010 09:00
WETLAB Sample ID: 1008487-005 **Receive Date:** 8/30/2010 15:25

PROFILE II

Parameter	Method	Results	Units	Reporting Limit	Date Analyzed
Cobalt	EPA 200.7	<0.010	mg/L	0.010	9/8/2010
Copper	EPA 200.7	<0.050	mg/L	0.050	9/8/2010
Gallium	EPA 200.7	<0.10	mg/L	0.10	9/8/2010
Iron	EPA 200.7	<0.010	mg/L	0.010	9/8/2010
Lithium	EPA 200.7	<0.10	mg/L	0.10	9/8/2010
Magnesium	EPA 200.7	4.2	mg/L	0.50	9/8/2010
Manganese	EPA 200.7	0.0090	mg/L	0.0050	9/8/2010
Molybdenum	EPA 200.7	0.021	mg/L	0.010	9/8/2010
Nickel	EPA 200.7	<0.010	mg/L	0.010	9/8/2010
Phosphorus	EPA 200.7	<0.50	mg/L	0.50	9/8/2010
Potassium	EPA 200.7	13	mg/L	0.50	9/8/2010
Scandium	EPA 200.7	<0.10	mg/L	0.10	9/8/2010
Silver	EPA 200.7	<0.0050	mg/L	0.0050	9/8/2010
Sodium	EPA 200.7	52	mg/L	0.50	9/8/2010
Strontium	EPA 200.7	1.2	mg/L	0.10	9/8/2010
Tin	EPA 200.7	<0.10	mg/L	0.10	9/8/2010
Titanium	EPA 200.7	<0.10	mg/L	0.10	9/8/2010
Vanadium	EPA 200.7	<0.010	mg/L	0.010	9/8/2010
Zinc	EPA 200.7	<0.010	mg/L	0.010	9/8/2010
Mercury	EPA 200.8	<0.00010	mg/L	0.00010	9/9/2010
Antimony	EPA 200.8	<0.0025	mg/L	0.0025	9/9/2010
Arsenic	EPA 200.8	<0.0050	mg/L	0.0050	9/9/2010
Lead	EPA 200.8	<0.0025	mg/L	0.0025	9/9/2010
Selenium	EPA 200.8	<0.0050	mg/L	0.0050	9/9/2010
Thallium	EPA 200.8	<0.0010	mg/L	0.0010	9/9/2010
Uranium	EPA 200.8	<0.010	mg/L	0.010	9/9/2010
Anions	Calculation	4.23	meq/L	0.10	9/8/2010
Cations	Calculation	3.85	meq/L	0.10	9/8/2010
Error	Calculation	4.7	%	1.0	9/8/2010

Customer Sample ID: 604656 MWMP **Collect Date/Time:** 8/30/2010 09:00
WETLAB Sample ID: 1008487-006 **Receive Date:** 8/30/2010 15:25

PROFILE II

Parameter	Method	Results	Units	Reporting Limit	Date Analyzed
pH	SM 4500-H+ B	8.27	pH Units		8/31/2010
Bicarbonate (HCO3)	SM 2320B	130	mg/L	1.0	8/31/2010
Carbonate (CO3)	SM 2320B	<1.0	mg/L	1.0	8/31/2010
Hydroxide (OH)	SM 2320B	<1.0	mg/L	1.0	8/31/2010
Total Alkalinity	SM 2320B	100	mg/L as CaCO3	1.0	8/31/2010
Chloride	EPA 300.0	91	mg/L	1.0	8/31/2010

Customer Sample ID: 604656 MWMP
WETLAB Sample ID: 1008487-006

Collect Date/Time: 8/30/2010 09:00
Receive Date: 8/30/2010 15:25

PROFILE II

Parameter	Method	Results	Units	Reporting Limit	Date Analyzed
Fluoride	EPA 300.0	6.5	mg/L	1.0	9/1/2010
Sulfate	EPA 300.0	140	mg/L	10	9/1/2010
Nitrate Nitrogen	EPA 300.0	<1.0	mg/L	1.0	8/31/2010
Nitrite Nitrogen	EPA 300.0	0.35	mg/L	0.025	8/31/2010
Total Dissolved Solids (TDS)	SM 2540C	540	mg/L	10	8/31/2010
Aluminum	EPA 200.7	<0.045	mg/L	0.045	9/8/2010
Barium	EPA 200.7	<0.010	mg/L	0.010	9/8/2010
Beryllium	EPA 200.7	<0.0010	mg/L	0.0010	9/8/2010
Bismuth	EPA 200.7	<0.10	mg/L	0.10	9/8/2010
Boron	EPA 200.7	0.12	mg/L	0.10	9/8/2010
Cadmium	EPA 200.7	<0.0010	mg/L	0.0010	9/8/2010
Calcium	EPA 200.7	79	mg/L	0.50	9/8/2010
Chromium	EPA 200.7	<0.0050	mg/L	0.0050	9/8/2010
Cobalt	EPA 200.7	<0.010	mg/L	0.010	9/8/2010
Copper	EPA 200.7	<0.050	mg/L	0.050	9/8/2010
Gallium	EPA 200.7	<0.10	mg/L	0.10	9/8/2010
Iron	EPA 200.7	<0.010	mg/L	0.010	9/8/2010
Lithium	EPA 200.7	<0.10	mg/L	0.10	9/8/2010
Magnesium	EPA 200.7	13	mg/L	0.50	9/8/2010
Manganese	EPA 200.7	0.018	mg/L	0.0050	9/8/2010
Molybdenum	EPA 200.7	0.15	mg/L	0.010	9/8/2010
Nickel	EPA 200.7	<0.010	mg/L	0.010	9/8/2010
Phosphorus	EPA 200.7	<0.50	mg/L	0.50	9/8/2010
Potassium	EPA 200.7	16	mg/L	0.50	9/8/2010
Scandium	EPA 200.7	<0.10	mg/L	0.10	9/8/2010
Silver	EPA 200.7	<0.0050	mg/L	0.0050	9/8/2010
Sodium	EPA 200.7	45	mg/L	0.50	9/8/2010
Strontium	EPA 200.7	0.80	mg/L	0.10	9/8/2010
Tin	EPA 200.7	<0.10	mg/L	0.10	9/8/2010
Titanium	EPA 200.7	<0.10	mg/L	0.10	9/8/2010
Vanadium	EPA 200.7	0.019	mg/L	0.010	9/8/2010
Zinc	EPA 200.7	<0.010	mg/L	0.010	9/8/2010
Mercury	EPA 200.8	0.0009	mg/L	0.00010	9/9/2010
Antimony	EPA 200.8	<0.0025	mg/L	0.0025	9/9/2010
Arsenic	EPA 200.8	<0.0050	mg/L	0.0050	9/9/2010
Lead	EPA 200.8	<0.0025	mg/L	0.0025	9/9/2010
Selenium	EPA 200.8	0.0096	mg/L	0.0050	9/9/2010
Thallium	EPA 200.8	<0.0010	mg/L	0.0010	9/9/2010
Uranium	EPA 200.8	0.029	mg/L	0.010	9/9/2010
Anions	Calculation	7.95	meq/L	0.10	9/8/2010
Cations	Calculation	7.38	meq/L	0.10	9/8/2010

Customer Sample ID: 604656 MWMP
WETLAB Sample ID: 1008487-006

Collect Date/Time: 8/30/2010 09:00
Receive Date: 8/30/2010 15:25

PROFILE II

Parameter	Method	Results	Units	Reporting Limit	Date Analyzed
Error	Calculation	3.8	%	1.0	9/8/2010

Western Environmental Testing Laboratory
QC Report

QCBatchID	QCType	Parameter	Method	Result	Units
QC1009016	Blank 1	Fluoride	EPA 300.0	<0.10	mg/L
QC1009016	Blank 2	Fluoride	EPA 300.0	<0.10	mg/L
QC1009016	Blank 3	Fluoride	EPA 300.0	<0.10	mg/L
QC1009018	Blank 1	Chloride	EPA 300.0	<1.0	mg/L
QC1009018	Blank 2	Chloride	EPA 300.0	<1.0	mg/L
QC1009018	Blank 3	Chloride	EPA 300.0	<1.0	mg/L
QC1009020	Blank 1	Nitrite Nitrogen	EPA 300.0	<0.025	mg/L
QC1009020	Blank 2	Nitrite Nitrogen	EPA 300.0	<0.025	mg/L
QC1009020	Blank 3	Nitrite Nitrogen	EPA 300.0	<0.025	mg/L
QC1009022	Blank 1	Nitrate Nitrogen	EPA 300.0	<1.0	mg/L
QC1009022	Blank 2	Nitrate Nitrogen	EPA 300.0	<1.0	mg/L
QC1009022	Blank 3	Nitrate Nitrogen	EPA 300.0	<1.0	mg/L
QC1009024	Blank 1	Sulfate	EPA 300.0	<1.0	mg/L
QC1009024	Blank 2	Sulfate	EPA 300.0	<1.0	mg/L
QC1009024	Blank 3	Sulfate	EPA 300.0	<1.0	mg/L
QC1009072	Blank 1	Total Dissolved Solids (TDS)	SM 2540C	<10	mg/L
QC1009072	Blank 2	Total Dissolved Solids (TDS)	SM 2540C	<10	mg/L
QC1009151	Blank 1	Aluminum	EPA 200.7	<0.045	mg/L
		Barium	EPA 200.7	<0.010	mg/L
		Beryllium	EPA 200.7	<0.0010	mg/L
		Bismuth	EPA 200.7	<0.10	mg/L
		Boron	EPA 200.7	<0.10	mg/L
		Cadmium	EPA 200.7	<0.0010	mg/L
		Calcium	EPA 200.7	<0.50	mg/L
		Chromium	EPA 200.7	<0.0050	mg/L
		Cobalt	EPA 200.7	<0.010	mg/L
		Copper	EPA 200.7	<0.050	mg/L
		Gallium	EPA 200.7	<0.10	mg/L
		Iron	EPA 200.7	<0.010	mg/L
		Lithium	EPA 200.7	<0.10	mg/L
		Magnesium	EPA 200.7	<0.50	mg/L
		Manganese	EPA 200.7	<0.0050	mg/L
		Molybdenum	EPA 200.7	<0.010	mg/L
		Nickel	EPA 200.7	<0.010	mg/L
		Phosphorus	EPA 200.7	<0.50	mg/L
		Potassium	EPA 200.7	<0.50	mg/L
		Scandium	EPA 200.7	<0.10	mg/L
		Silver	EPA 200.7	<0.0050	mg/L
		Sodium	EPA 200.7	<0.50	mg/L
		Strontium	EPA 200.7	<0.10	mg/L
		Tin	EPA 200.7	<0.10	mg/L
		Titanium	EPA 200.7	<0.10	mg/L
		Vanadium	EPA 200.7	<0.010	mg/L
		Zinc	EPA 200.7	<0.010	mg/L
QC1009198	Blank 1	Mercury	EPA 200.8	<0.00010	mg/L
		Antimony	EPA 200.8	<0.0025	mg/L
		Arsenic	EPA 200.8	<0.0050	mg/L
		Lead	EPA 200.8	<0.0025	mg/L
		Selenium	EPA 200.8	<0.0050	mg/L
		Thallium	EPA 200.8	<0.0010	mg/L

QCBatchID	QCType	Parameter	Method	Result	Units
		Uranium	EPA 200.8	<0.010	mg/L

QCBatchID	QCType	Parameter	Method	Result	Actual	% Recovery	Units
QC1008808	LCS 1	pH	SM 4500-H+ B	7.01	7.00	100	pH Units
QC1008808	LCS 2	pH	SM 4500-H+ B	7.01	7.00	100	pH Units
QC1008810	LCS 1	Alkalinity	SM 2320B	93.4	100	93	mg/L
QC1008810	LCS 2	Alkalinity	SM 2320B	94.0	100	94	mg/L
QC1009016	LCS 1	Fluoride	EPA 300.0	2.18	2.00	109	mg/L
QC1009018	LCS 1	Chloride	EPA 300.0	9.96	10.0	100	mg/L
QC1009020	LCS 1	Nitrite Nitrogen	EPA 300.0	0.529	0.500	106	mg/L
QC1009022	LCS 1	Nitrate Nitrogen	EPA 300.0	1.93	2.00	96	mg/L
QC1009024	LCS 1	Sulfate	EPA 300.0	26.1	25.0	104	mg/L
QC1009072	LCS 1	Total Dissolved Solids (TDS)	SM 2540C	163	150	108	mg/L
QC1009072	LCS 2	Total Dissolved Solids (TDS)	SM 2540C	147	150	98	mg/L
QC1009151	LCS 1	Aluminum	EPA 200.7	0.990	1.00	99	mg/L
		Barium	EPA 200.7	0.941	1.00	94	mg/L
		Beryllium	EPA 200.7	0.958	1.00	96	mg/L
		Bismuth	EPA 200.7	0.968	1.00	97	mg/L
		Boron	EPA 200.7	0.941	1.00	94	mg/L
		Cadmium	EPA 200.7	0.937	1.00	94	mg/L
		Calcium	EPA 200.7	9.51	10.0	95	mg/L
		Chromium	EPA 200.7	0.946	1.00	95	mg/L
		Cobalt	EPA 200.7	0.931	1.00	93	mg/L
		Copper	EPA 200.7	4.84	5.00	97	mg/L
		Gallium	EPA 200.7	0.975	1.00	98	mg/L
		Iron	EPA 200.7	0.957	1.00	96	mg/L
		Lithium	EPA 200.7	0.966	1.00	97	mg/L
		Magnesium	EPA 200.7	9.44	10.0	94	mg/L
		Manganese	EPA 200.7	0.947	1.00	95	mg/L
		Molybdenum	EPA 200.7	0.912	1.00	91	mg/L
		Nickel	EPA 200.7	4.68	5.00	94	mg/L
		Phosphorus	EPA 200.7	4.52	5.00	90	mg/L
		Potassium	EPA 200.7	9.82	10.0	98	mg/L
		Scandium	EPA 200.7	0.973	1.00	97	mg/L
		Silver	EPA 200.7	0.090	0.090	99	mg/L
		Sodium	EPA 200.7	10.1	10.0	101	mg/L
		Strontium	EPA 200.7	0.998	1.00	100	mg/L
		Tin	EPA 200.7	0.898	1.00	90	mg/L
		Titanium	EPA 200.7	0.964	1.00	96	mg/L
		Vanadium	EPA 200.7	0.955	1.00	96	mg/L
		Zinc	EPA 200.7	0.927	1.00	93	mg/L
QC1009198	LCS 1	Mercury	EPA 200.8	0.001071	0.001	107	mg/L
		Antimony	EPA 200.8	0.0107	0.010	106	mg/L
		Arsenic	EPA 200.8	0.0513	0.050	103	mg/L
		Lead	EPA 200.8	0.0099	0.010	99	mg/L
		Selenium	EPA 200.8	0.0469	0.050	94	mg/L
		Thallium	EPA 200.8	0.0098	0.010	98	mg/L
		Uranium	EPA 200.8	<0.0100	0.010	94	mg/L

QCBatchID	QCType	Parameter	Method	Duplicate Sample	Sample Result	Duplicate Result	Units	RPD
QC1008808	Duplicate 1	pH	SM 4500-H+ B	1008487-001	8.11	8.13	pH Units	<1%
QC1008808	Duplicate 2	pH	SM 4500-H+ B	1008489-002	8.10	8.19	pH Units	1 %
QC1008808	Duplicate 3	pH	SM 4500-H+ B	1008489-011	7.04	7.09	pH Units	1 %
QC1008810	Duplicate 1	Bicarbonate (HCO3)	SM 2320B	1008487-001	147	146	mg/L	1 %
		Carbonate (CO3)	SM 2320B	1008487-001	<1.000	<1.000	mg/L	<1%

QCBatchID	QCType	Parameter	Method	Duplicate Sample	Sample Result	Duplicate Result	Units	RPD
		Hydroxide (OH)	SM 2320B	1008487-001	<1.000	<1.000	mg/L	<1%
		Total Alkalinity	SM 2320B	1008487-001	121	119	mg/L as CaCO3	1 %
QC1008810	Duplicate 2	Bicarbonate (HCO3)	SM 2320B	1008489-002	54.6	53.5	mg/L	2 %
		Carbonate (CO3)	SM 2320B	1008489-002	<1.000	<1.000	mg/L	<1%
		Hydroxide (OH)	SM 2320B	1008489-002	<1.000	<1.000	mg/L	<1%
		Total Alkalinity	SM 2320B	1008489-002	44.7	43.9	mg/L as CaCO3	2 %
QC1008810	Duplicate 3	Bicarbonate (HCO3)	SM 2320B	1008489-011	7.99	7.85	mg/L	2 %
		Carbonate (CO3)	SM 2320B	1008489-011	<1.000	<1.000	mg/L	<1%
		Hydroxide (OH)	SM 2320B	1008489-011	<1.000	<1.000	mg/L	<1%
		Total Alkalinity	SM 2320B	1008489-011	6.55	6.44	mg/L as CaCO3	2 %
QC1009072	Duplicate 1	Total Dissolved Solids (TDS)	SM 2540C	1008474-001	86.0	83.0	mg/L	4 %
QC1009072	Duplicate 2	Total Dissolved Solids (TDS)	SM 2540C	1008487-004	563	551	mg/L	2 %
QC1009072	Duplicate 3	Total Dissolved Solids (TDS)	SM 2540C	1008489-008	46.0	42.0	mg/L	9 %
QC1009072	Duplicate 4	Total Dissolved Solids (TDS)	SM 2540C	1008490-003	1180	1174	mg/L	1 %

QCBatchID	QCType	Parameter	Method	Spike Sample	Sample Result	MS Result	MSD Result	Spike Value	Units	MS % Rec.	MSD % Rec.	RPD
QC1009016	MS 1	Fluoride	EPA 300.0	1008486-001	0.102	2.15	2.12	2.00	mg/L	103	101	1 %
QC1009016	MS 2	Fluoride	EPA 300.0	1008489-002	0.428	2.24	2.37	2.00	mg/L	91	97	6 %
QC1009018	MS 1	Chloride	EPA 300.0	1008486-001	<1.000	5.26	5.35	5.00	mg/L	103	104	2 %
QC1009018	MS 2	Chloride	EPA 300.0	1008489-002	<1.000	5.19	5.28	5.00	mg/L	102	104	2 %
QC1009020	MS 1	Nitrite Nitrogen	EPA 300.0	1008486-001	<0.025	0.556	0.566	0.500	mg/L	110	112	2 %
QC1009020	MS 2	Nitrite Nitrogen	EPA 300.0	1008489-002	<0.025	0.562	0.569	0.500	mg/L	111	112	1 %
QC1009022	MS 1	Nitrate Nitrogen	EPA 300.0	1008486-001	<1.000	2.02	2.06	2.00	mg/L	99	101	2 %
QC1009022	MS 2	Nitrate Nitrogen	EPA 300.0	1008489-002	<1.000	2.58	2.62	2.00	mg/L	99	101	2 %
QC1009024	MS 1	Sulfate	EPA 300.0	1008486-001	16.0	25.1	25.1	10.0	mg/L	91	91	<1%
QC1009024	MS 2	Sulfate	EPA 300.0	1008489-002	1.30	11.6	11.8	10.0	mg/L	103	105	2 %
QC1009151	MS 1	Aluminum	EPA 200.7	1008487-001	<0.045	0.969	0.962	1.00	mg/L	94	93	1 %
		Barium	EPA 200.7	1008487-001	<0.010	0.930	0.910	1.00	mg/L	92	90	2 %
		Beryllium	EPA 200.7	1008487-001	<0.001	0.982	0.960	1.00	mg/L	98	96	2 %
		Bismuth	EPA 200.7	1008487-001	<0.100	0.916	0.897	1.00	mg/L	94	93	2 %
		Boron	EPA 200.7	1008487-001	0.143	1.12	1.10	1.00	mg/L	98	96	2 %
		Cadmium	EPA 200.7	1008487-001	<0.001	0.927	0.899	1.00	mg/L	93	90	3 %
		Calcium	EPA 200.7	1008487-001	88.0	96.9	98.4	10.0	mg/L	89	104	2 %
		Chromium	EPA 200.7	1008487-001	<0.005	0.944	0.923	1.00	mg/L	94	92	2 %
		Cobalt	EPA 200.7	1008487-001	<0.010	0.922	0.898	1.00	mg/L	92	90	3 %
		Copper	EPA 200.7	1008487-001	<0.050	4.91	4.84	5.00	mg/L	98	96	1 %
		Gallium	EPA 200.7	1008487-001	<0.100	0.960	0.936	1.00	mg/L	96	93	3 %
		Iron	EPA 200.7	1008487-001	<0.010	0.987	0.964	1.00	mg/L	99	96	2 %
		Lithium	EPA 200.7	1008487-001	<0.100	0.989	0.983	1.00	mg/L	94	93	1 %
		Magnesium	EPA 200.7	1008487-001	18.4	27.6	27.4	10.0	mg/L	92	90	1 %
		Manganese	EPA 200.7	1008487-001	<0.005	0.943	0.923	1.00	mg/L	94	92	2 %
		Molybdenum	EPA 200.7	1008487-001	0.088	1.02	1.01	1.00	mg/L	93	92	1 %
		Nickel	EPA 200.7	1008487-001	<0.010	4.55	4.43	5.00	mg/L	91	89	3 %
		Phosphorus	EPA 200.7	1008487-001	<0.500	4.94	4.75	5.00	mg/L	99	95	4 %
		Potassium	EPA 200.7	1008487-001	21.5	31.1	31.4	10.0	mg/L	96	99	1 %
		Scandium	EPA 200.7	1008487-001	<0.100	0.982	0.968	1.00	mg/L	98	97	1 %
		Silver	EPA 200.7	1008487-001	<0.005	0.090	0.089	0.090	mg/L	100	99	1 %
		Sodium	EPA 200.7	1008487-001	44.3	53.1	54.5	10.0	mg/L	88	102	3 %
		Strontium	EPA 200.7	1008487-001	2.17	3.11	3.19	1.00	mg/L	94	102	3 %
		Tin	EPA 200.7	1008487-001	<0.100	0.814	0.796	1.00	mg/L	94	93	2 %
		Titanium	EPA 200.7	1008487-001	<0.100	0.982	0.977	1.00	mg/L	98	98	1 %
		Vanadium	EPA 200.7	1008487-001	0.027	1.01	0.988	1.00	mg/L	98	96	2 %
		Zinc	EPA 200.7	1008487-001	<0.010	0.949	0.917	1.00	mg/L	95	91	3 %
QC1009198	MS 1	Mercury	EPA 200.8	1008487-001	<0.000100	0.001082	0.001093	0.001	mg/L	108	109	1 %

QCBatchID	QCType	Parameter	Method	Spike Sample	Sample Result	MS Result	MSD Result	Spike Value	Units	MS % Rec.	MSD % Rec.	RPD
		Antimony	EPA 200.8	1008487-001	<0.0025	0.0126	0.0121	0.010	mg/L	109	105	4 %
		Arsenic	EPA 200.8	1008487-001	<0.0050	0.0564	0.0551	0.050	mg/L	108	105	2 %
		Lead	EPA 200.8	1008487-001	<0.0025	0.0102	0.0102	0.010	mg/L	102	102	<1%
		Selenium	EPA 200.8	1008487-001	0.0177	0.0650	0.0642	0.050	mg/L	95	93	1 %
		Thallium	EPA 200.8	1008487-001	<0.0010	0.0101	0.0101	0.010	mg/L	101	101	<1%
		Uranium	EPA 200.8	1008487-001	0.0191	0.0286	0.0275	0.010	mg/L	95	84	4 %

WETLAB
WESTERN ENVIRONMENTAL TESTING LABORATORY
Specializing in Soil, Hazardous Waste and Water Analysis.
475 E. Greg Street #119 | Sparks, Nevada 89431
tel (775) 355-0202 | fax (775) 356-0817 | www.WETLaboratory.com

Lab Number 1008400
Report Due Date: 9/8/10
Page 1 of 1

Client McClelland Laboratories, Inc.
Address 1016 Greg Street
City, State & Zip Sparks, NV 89431
Contact Gene McClelland
Phone 775-356-1300 | Collector's Name RJ
Fax 775-356-8917 | Project Name
P.O. Number | Project Number 3398
Email mli@mettest.com

Turnaround Time
Standard ____ 5-Day ____ Other ____

Billing Address (if different than Client Address):
Company Fronteer Development (USA) INC
Address 1031 Railroad Street Suite 110
City, State & Zip Elko, Nv 89801-3975.
Contact Guy Jeske
Phone 775-777-2900
Fax
Email

Additional Information
Fax Results Y N To: Client Billing
Email Results Y N To: Client Billing
Compliance Monitoring Y N
Fax Results to State EPA Y N

Sample Type Codes
DW = Drinking Water | SD = Solid
WW = Wastewater | SO = Soil
SW = Surface Water | HW = Hazardous Waste
MW = Monitoring Well | OTHER:

SAMPLE ID/LOCATION	DATE	TIME	SAMPLE TYPE	NO. OF CONTAINERS	Analyses Requested: Profile II w/o WAD	Spl. No.
Comp 2 LCM01 48.5'-75' Wk: 2	8/24/10	0900	WW	2	X	1
Comp 5 LCM03 28.5'-40.8'				2		2
Comp 18 LCM08 260.5'-269'				2		3
Comp 22 LCM11 69'-73.5'				2		4
Comp 42 LCM16 176'-180'				2		5
Comp 44 LCM16 254.2'-259.5'				2		6
Comp 53 LCM18 362'-378'				2		7
Comp 55 LC337c 29'-41'				2		8

1008 1
400 1

Instructions/Comments/Special

SAMPLE RECEIPT	DATE	TIME	Samples Relinquished By	Samples Received By
Temperature 21.2 °C	8/24	3:45		
Custody Seals Intact? Y N None				
Number of Containers 16				

WETLAB'S Standard Terms and Conditions apply unless written agreements specify otherwise. Payment terms are Net 30.

To the maximum extent permitted by law, the Client agrees to limit the liability of WETLAB for the Client's damages to the total compesation received, unless other agreements are made in writing. This limitation shall apply regardless of the cause of action or legal theory pled or asserted.

301.2E

3/30/2012

McClelland Laboratory
1016 Greg Street
Sparks, NV 89431
Attn: Gene McClelland

OrderID: *1203375*

Dear: Gene McClelland

This is to transmit the attached analytical report. The analytical data and information contained therein was generated using specified or selected methods contained in references, such as Standard Methods for the Examination of Water and Wastewater, 18th & 19th editions, Methods for Determination of Organic Compounds in Drinking Water, EPA-600/4-79-020, and Test Methods for Evaluation of Solid Waste, Physical/Chemical Methods (SW846) Third Edition.

The samples were received by WETLAB-Western Environmental Testing Laboratory in good condition on 3/19/2012. Additional comments are located on page 2 of this report.

If you should have any questions or comments regarding this report, please do not hesitate to call.

Sincerely,

Andy Smith
QA Manager

SPARKS
475 E. Greg Street, Suite 119
Sparks, Nevada 89431
tel [775] 355-0202
fax [775] 355-0817

ELKO
1084 Lamoille Hwy.
Elko, Nevada 89801
tel [775] 777-9933
fax [775] 777-9933

LAS VEGAS
3230 Polaris Ave., Suite 4
Las Vegas, Nevada 89102
tel [702] 475-8899
fax [702] 776-6152

Western Environmental Testing Laboratory
Report Comments

McClelland Laboratory - 1203375

General Comments

None

Specific Comments

Due to the sample matrix it was necessary to analyze the following at a dilution:
1203375-005 Iron
The reporting limits have been adjusted accordingly.

Data Qualifier Legend

B -- Blank contamination; Analyte detected above the method reporting limit in an associated blank

HT -- Sample held beyond the accepted holding time

J -- The reported value is between the laboratory method detection limit and the laboratory practical quantitation limit

M -- Reported value is estimated; The sample matrix interfered with the analysis

N -- There was insufficient sample available to perform a spike and/or duplicate on this analytical batch.

NC -- Not calculated due to matrix interference

Q -- Reported value is estimated; The value failed to meet QC criteria for either precision or accuracy

SC -- Spike recovery not calculated. Sample concentration >4X the spike amount; therefore, the spike could not be adequately recovered.

475 East Greg Street Suite #119
Sparks, NV 89431 (775) 355-0202
EPA Lab ID: NV00925 - ELAP No: 2523

1084 Lamoille Hwy
Elko, NV 89801 (775) 777-9933
EPA Lab ID: NV00926

3230 Polaris Ave #4
Las Vegas, NV 89102 (702) 475-8899
EPA Lab ID: NV00932

Western Environmental Testing Laboratory
Analytical Report

McClelland Laboratory
1016 Greg Street
Sparks, NV 89431
Attn: Gene McClelland
Phone: (775) 356-1300 **Fax:** (775) 356-8917
PO\Project: *3438*

Date Printed: 3/30/2012
OrderID: *1203375*

Customer Sample ID: CF-11-01-B, 268.8-292 MWMP
WETLAB Sample ID: 1203375-001

Collect Date/Time: 3/19/2012 09:00
Receive Date: 3/19/2012 15:00

PROFILE II

Parameter	Method	Results	Units	Reporting Limit	Date Analyzed
pH	SM 4500-H+ B	7.98	pH Units		3/19/2012
Bicarbonate (HCO3)	SM 2320B	59	mg/L	1.0	3/19/2012
Carbonate (CO3)	SM 2320B	<1.0	mg/L	1.0	3/19/2012
Hydroxide (OH)	SM 2320B	<1.0	mg/L	1.0	3/19/2012
Total Alkalinity	SM 2320B	48	mg/L as CaCO3	1.0	3/19/2012
Chloride	EPA 300.0	2.0	mg/L	1.00	3/20/2012
Fluoride	EPA 300.0	0.93	mg/L	0.10	3/20/2012
Sulfate	EPA 300.0	99	mg/L	1.0	3/20/2012
Nitrate Nitrogen	EPA 300.0	<1.0	mg/L	1.0	3/20/2012
Nitrite Nitrogen	EPA 300.0	0.038	mg/L	0.025	3/20/2012
Total Dissolved Solids (TDS)	SM 2540C	220	mg/L	10	3/21/2012
Aluminum	EPA 200.7	<0.045	mg/L	0.045	3/28/2012
Barium	EPA 200.7	<0.010	mg/L	0.010	3/28/2012
Beryllium	EPA 200.7	<0.0010	mg/L	0.0010	3/28/2012
Bismuth	EPA 200.7	<0.10	mg/L	0.10	3/28/2012
Boron	EPA 200.7	<0.10	mg/L	0.10	3/28/2012
Cadmium	EPA 200.7	<0.0010	mg/L	0.0010	3/28/2012
Calcium	EPA 200.7	43	mg/L	0.50	3/28/2012
Chromium	EPA 200.7	<0.0050	mg/L	0.0050	3/28/2012
Cobalt	EPA 200.7	<0.010	mg/L	0.010	3/28/2012
Copper	EPA 200.7	<0.050	mg/L	0.050	3/28/2012
Gallium	EPA 200.7	<0.10	mg/L	0.10	3/28/2012
Iron	EPA 200.7	<0.010	mg/L	0.010	3/28/2012
Lithium	EPA 200.7	<0.10	mg/L	0.10	3/28/2012
Magnesium	EPA 200.7	6.8	mg/L	0.50	3/28/2012
Manganese	EPA 200.7	<0.0050	mg/L	0.0050	3/28/2012
Molybdenum	EPA 200.7	0.064	mg/L	0.010	3/28/2012

Customer Sample ID: CF-11-01-B, 268.8-292 MWMP
WETLAB Sample ID: 1203375-001
Collect Date/Time: 3/19/2012 09:00
Receive Date: 3/19/2012 15:00

PROFILE II

Parameter	Method	Results	Units	Reporting Limit	Date Analyzed
Nickel	EPA 200.7	<0.010	mg/L	0.010	3/28/2012
Phosphorus	EPA 200.7	<0.50	mg/L	0.50	3/28/2012
Potassium	EPA 200.7	3.4	mg/L	0.50	3/28/2012
Scandium	EPA 200.7	<0.10	mg/L	0.10	3/28/2012
Silver	EPA 200.7	<0.0050	mg/L	0.0050	3/28/2012
Sodium	EPA 200.7	8.3	mg/L	0.50	3/28/2012
Strontium	EPA 200.7	0.39	mg/L	0.10	3/28/2012
Tin	EPA 200.7	<0.10	mg/L	0.10	3/28/2012
Titanium	EPA 200.7	<0.10	mg/L	0.10	3/28/2012
Vanadium	EPA 200.7	0.014	mg/L	0.010	3/28/2012
Zinc	EPA 200.7	<0.010	mg/L	0.010	3/28/2012
Mercury	EPA 200.8	0.0019	mg/L	0.00010	3/29/2012
Antimony	EPA 200.8	<0.0025	mg/L	0.0025	3/28/2012
Arsenic	EPA 200.8	<0.0050	mg/L	0.0050	3/28/2012
Lead	EPA 200.8	<0.0025	mg/L	0.0025	3/28/2012
Selenium	EPA 200.8	<0.0050	mg/L	0.0050	3/28/2012
Thallium	EPA 200.8	<0.0010	mg/L	0.0010	3/28/2012
Anions	Calculation	3.13	meq/L	0.10	
Cations	Calculation	3.15	meq/L	0.10	
Error	Calculation	<1.0	%	1.0	

Customer Sample ID: CF-11-03, 23.9-53.2 MWMP
WETLAB Sample ID: 1203375-002
Collect Date/Time: 3/19/2012 09:00
Receive Date: 3/19/2012 15:00

PROFILE II

Parameter	Method	Results	Units	Reporting Limit	Date Analyzed
pH	SM 4500-H+ B	7.58	pH Units		3/19/2012
Bicarbonate (HCO3)	SM 2320B	15	mg/L	1.0	3/19/2012
Carbonate (CO3)	SM 2320B	<1.0	mg/L	1.0	3/19/2012
Hydroxide (OH)	SM 2320B	<1.0	mg/L	1.0	3/19/2012
Total Alkalinity	SM 2320B	13	mg/L as CaCO3	1.0	3/19/2012
Chloride	EPA 300.0	<1.00	mg/L	1.00	3/20/2012
Fluoride	EPA 300.0	<0.10	mg/L	0.10	3/20/2012
Sulfate	EPA 300.0	2.2	mg/L	1.0	3/20/2012
Nitrate Nitrogen	EPA 300.0	<1.0	mg/L	1.0	3/20/2012
Nitrite Nitrogen	EPA 300.0	0.027	mg/L	0.025	3/20/2012
Total Dissolved Solids (TDS)	SM 2540C	25	mg/L	10	3/21/2012
Aluminum	EPA 200.7	0.089	mg/L	0.045	3/28/2012
Barium	EPA 200.7	<0.010	mg/L	0.010	3/28/2012

475 East Greg Street Suite #119
Sparks, NV 89431 (775) 355-0202
EPA Lab ID: NV00925 - ELAP No: 2523

1084 Lamoille Hwy
Elko, NV 89801 (775) 777-9933
EPA Lab ID: NV00926

3230 Polaris Ave #4
Las Vegas, NV 89102 (702) 475-8899
EPA Lab ID: NV00932

Customer Sample ID: CF-11-03, 23.9-53.2 MWMP
WETLAB Sample ID: 1203375-002

Collect Date/Time: 3/19/2012 09:00
Receive Date: 3/19/2012 15:00

PROFILE II

Parameter	Method	Results	Units	Reporting Limit	Date Analyzed
Beryllium	EPA 200.7	<0.0010	mg/L	0.0010	3/28/2012
Bismuth	EPA 200.7	<0.10	mg/L	0.10	3/28/2012
Boron	EPA 200.7	<0.10	mg/L	0.10	3/28/2012
Cadmium	EPA 200.7	<0.0010	mg/L	0.0010	3/28/2012
Calcium	EPA 200.7	4.4	mg/L	0.50	3/28/2012
Chromium	EPA 200.7	<0.0050	mg/L	0.0050	3/28/2012
Cobalt	EPA 200.7	<0.010	mg/L	0.010	3/28/2012
Copper	EPA 200.7	<0.050	mg/L	0.050	3/28/2012
Gallium	EPA 200.7	<0.10	mg/L	0.10	3/28/2012
Iron	EPA 200.7	<0.010	mg/L	0.010	3/28/2012
Lithium	EPA 200.7	<0.10	mg/L	0.10	3/28/2012
Magnesium	EPA 200.7	<0.50	mg/L	0.50	3/28/2012
Manganese	EPA 200.7	<0.0050	mg/L	0.0050	3/28/2012
Molybdenum	EPA 200.7	<0.010	mg/L	0.010	3/28/2012
Nickel	EPA 200.7	<0.010	mg/L	0.010	3/28/2012
Phosphorus	EPA 200.7	<0.50	mg/L	0.50	3/28/2012
Potassium	EPA 200.7	<0.50	mg/L	0.50	3/28/2012
Scandium	EPA 200.7	<0.10	mg/L	0.10	3/28/2012
Silver	EPA 200.7	<0.0050	mg/L	0.0050	3/28/2012
Sodium	EPA 200.7	1.0	mg/L	0.50	3/28/2012
Strontium	EPA 200.7	0.14	mg/L	0.10	3/28/2012
Tin	EPA 200.7	<0.10	mg/L	0.10	3/28/2012
Titanium	EPA 200.7	<0.10	mg/L	0.10	3/28/2012
Vanadium	EPA 200.7	0.012	mg/L	0.010	3/28/2012
Zinc	EPA 200.7	<0.010	mg/L	0.010	3/28/2012
Mercury	EPA 200.8	<0.00010	mg/L	0.00010	3/29/2012
Antimony	EPA 200.8	<0.0025	mg/L	0.0025	3/28/2012
Arsenic	EPA 200.8	<0.0050	mg/L	0.0050	3/28/2012
Lead	EPA 200.8	<0.0025	mg/L	0.0025	3/28/2012
Selenium	EPA 200.8	<0.0050	mg/L	0.0050	3/28/2012
Thallium	EPA 200.8	<0.0010	mg/L	0.0010	3/28/2012
Anions	Calculation	0.29	meq/L	0.10	
Cations	Calculation	0.27	meq/L	0.10	
Error	Calculation	3.3	%	1.0	

475 East Greg Street Suite #119
Sparks, NV 89431 (775) 355-0202
EPA Lab ID: NV00925 - ELAP No: 2523

1084 Lamoille Hwy
Elko, NV 89801 (775) 777-9933
EPA Lab ID: NV00926

3230 Polaris Ave #4
Las Vegas, NV 89102 (702) 475-8899
EPA Lab ID: NV00932

Customer Sample ID: CF-11-10, 565.1-585 MWMP
WETLAB Sample ID: 1203375-003

Collect Date/Time: 3/19/2012 09:00
Receive Date: 3/19/2012 15:00

PROFILE II

Parameter	Method	Results	Units	Reporting Limit	Date Analyzed
pH	SM 4500-H+ B	7.66	pH Units		3/19/2012
Bicarbonate (HCO3)	SM 2320B	22	mg/L	1.0	3/19/2012
Carbonate (CO3)	SM 2320B	<1.0	mg/L	1.0	3/19/2012
Hydroxide (OH)	SM 2320B	<1.0	mg/L	1.0	3/19/2012
Total Alkalinity	SM 2320B	18	mg/L as CaCO3	1.0	3/19/2012
Chloride	EPA 300.0	<1.00	mg/L	1.00	3/20/2012
Fluoride	EPA 300.0	0.24	mg/L	0.10	3/20/2012
Sulfate	EPA 300.0	7.6	mg/L	1.0	3/20/2012
Nitrate Nitrogen	EPA 300.0	<1.0	mg/L	1.0	3/20/2012
Nitrite Nitrogen	EPA 300.0	0.033	mg/L	0.025	3/20/2012
Total Dissolved Solids (TDS)	SM 2540C	27	mg/L	10	3/21/2012
Aluminum	EPA 200.7	0.062	mg/L	0.045	3/28/2012
Barium	EPA 200.7	<0.010	mg/L	0.010	3/28/2012
Beryllium	EPA 200.7	<0.0010	mg/L	0.0010	3/28/2012
Bismuth	EPA 200.7	<0.10	mg/L	0.10	3/28/2012
Boron	EPA 200.7	<0.10	mg/L	0.10	3/28/2012
Cadmium	EPA 200.7	<0.0010	mg/L	0.0010	3/28/2012
Calcium	EPA 200.7	4.3	mg/L	0.50	3/28/2012
Chromium	EPA 200.7	<0.0050	mg/L	0.0050	3/28/2012
Cobalt	EPA 200.7	<0.010	mg/L	0.010	3/28/2012
Copper	EPA 200.7	<0.050	mg/L	0.050	3/28/2012
Gallium	EPA 200.7	<0.10	mg/L	0.10	3/28/2012
Iron	EPA 200.7	<0.010	mg/L	0.010	3/28/2012
Lithium	EPA 200.7	<0.10	mg/L	0.10	3/28/2012
Magnesium	EPA 200.7	0.78	mg/L	0.50	3/28/2012
Manganese	EPA 200.7	0.0059	mg/L	0.0050	3/28/2012
Molybdenum	EPA 200.7	<0.010	mg/L	0.010	3/28/2012
Nickel	EPA 200.7	<0.010	mg/L	0.010	3/28/2012
Phosphorus	EPA 200.7	<0.50	mg/L	0.50	3/28/2012
Potassium	EPA 200.7	1.3	mg/L	0.50	3/28/2012
Scandium	EPA 200.7	<0.10	mg/L	0.10	3/28/2012
Silver	EPA 200.7	<0.0050	mg/L	0.0050	3/28/2012
Sodium	EPA 200.7	5.7	mg/L	0.50	3/28/2012
Strontium	EPA 200.7	<0.10	mg/L	0.10	3/28/2012
Tin	EPA 200.7	<0.10	mg/L	0.10	3/28/2012
Titanium	EPA 200.7	<0.10	mg/L	0.10	3/28/2012
Vanadium	EPA 200.7	<0.010	mg/L	0.010	3/28/2012
Zinc	EPA 200.7	<0.010	mg/L	0.010	3/28/2012

475 East Greg Street Suite #119
Sparks, NV 89431 (775) 355-0202
EPA Lab ID: NV00925 - ELAP No: 2523

1084 Lamoille Hwy
Elko, NV 89801 (775) 777-9933
EPA Lab ID: NV00926

3230 Polaris Ave #4
Las Vegas, NV 89102 (702) 475-8899
EPA Lab ID: NV00932

Customer Sample ID: CF-11-10, 565.1-585 MWMP
WETLAB Sample ID: 1203375-003
Collect Date/Time: 3/19/2012 09:00
Receive Date: 3/19/2012 15:00

PROFILE II

Parameter	Method	Results	Units	Reporting Limit	Date Analyzed
Mercury	EPA 200.8	0.00015	mg/L	0.00010	3/29/2012
Antimony	EPA 200.8	<0.0025	mg/L	0.0025	3/28/2012
Arsenic	EPA 200.8	<0.0050	mg/L	0.0050	3/28/2012
Lead	EPA 200.8	<0.0025	mg/L	0.0025	3/28/2012
Selenium	EPA 200.8	<0.0050	mg/L	0.0050	3/28/2012
Thallium	EPA 200.8	<0.0010	mg/L	0.0010	3/28/2012
Anions	Calculation	0.53	meq/L	0.10	
Cations	Calculation	0.57	meq/L	0.10	
Error	Calculation	3.2	%	1.0	

Customer Sample ID: CF-11-09, 588-628 MWMP
WETLAB Sample ID: 1203375-004
Collect Date/Time: 3/19/2012 09:00
Receive Date: 3/19/2012 15:00

PROFILE II

Parameter	Method	Results	Units	Reporting Limit	Date Analyzed
pH	SM 4500-H+ B	7.46	pH Units		3/19/2012
Bicarbonate (HCO3)	SM 2320B	18	mg/L	1.0	3/19/2012
Carbonate (CO3)	SM 2320B	<1.0	mg/L	1.0	3/19/2012
Hydroxide (OH)	SM 2320B	<1.0	mg/L	1.0	3/19/2012
Total Alkalinity	SM 2320B	14	mg/L as CaCO3	1.0	3/19/2012
Chloride	EPA 300.0	<1.00	mg/L	1.00	3/20/2012
Fluoride	EPA 300.0	0.14	mg/L	0.10	3/20/2012
Sulfate	EPA 300.0	2.2	mg/L	1.0	3/20/2012
Nitrate Nitrogen	EPA 300.0	<1.0	mg/L	1.0	3/20/2012
Nitrite Nitrogen	EPA 300.0	0.027	mg/L	0.025	3/20/2012
Total Dissolved Solids (TDS)	SM 2540C	17	mg/L	10	3/21/2012
Aluminum	EPA 200.7	0.064	mg/L	0.045	3/28/2012
Barium	EPA 200.7	<0.010	mg/L	0.010	3/28/2012
Beryllium	EPA 200.7	<0.0010	mg/L	0.0010	3/28/2012
Bismuth	EPA 200.7	<0.10	mg/L	0.10	3/28/2012
Boron	EPA 200.7	<0.10	mg/L	0.10	3/28/2012
Cadmium	EPA 200.7	<0.0010	mg/L	0.0010	3/28/2012
Calcium	EPA 200.7	4.5	mg/L	0.50	3/28/2012
Chromium	EPA 200.7	<0.0050	mg/L	0.0050	3/28/2012
Cobalt	EPA 200.7	<0.010	mg/L	0.010	3/28/2012
Copper	EPA 200.7	<0.050	mg/L	0.050	3/28/2012
Gallium	EPA 200.7	<0.10	mg/L	0.10	3/28/2012
Iron	EPA 200.7	<0.010	mg/L	0.010	3/28/2012
Lithium	EPA 200.7	<0.10	mg/L	0.10	3/28/2012

475 East Greg Street Suite #119
Sparks, NV 89431 (775) 355-0202
EPA Lab ID: NV00925 - ELAP No: 2523

1084 Lamoille Hwy
Elko, NV 89801 (775) 777-9933
EPA Lab ID: NV00926

3230 Polaris Ave #4
Las Vegas, NV 89102 (702) 475-8899
EPA Lab ID: NV00932

Customer Sample ID: CF-11-09, 588-628 MWMP
WETLAB Sample ID: 1203375-004
Collect Date/Time: 3/19/2012 09:00
Receive Date: 3/19/2012 15:00

PROFILE II

Parameter	Method	Results	Units	Reporting Limit	Date Analyzed
Magnesium	EPA 200.7	<0.50	mg/L	0.50	3/28/2012
Manganese	EPA 200.7	0.0065	mg/L	0.0050	3/28/2012
Molybdenum	EPA 200.7	<0.010	mg/L	0.010	3/28/2012
Nickel	EPA 200.7	<0.010	mg/L	0.010	3/28/2012
Phosphorus	EPA 200.7	<0.50	mg/L	0.50	3/28/2012
Potassium	EPA 200.7	0.56	mg/L	0.50	3/28/2012
Scandium	EPA 200.7	<0.10	mg/L	0.10	3/28/2012
Silver	EPA 200.7	<0.0050	mg/L	0.0050	3/28/2012
Sodium	EPA 200.7	1.4	mg/L	0.50	3/28/2012
Strontium	EPA 200.7	<0.10	mg/L	0.10	3/28/2012
Tin	EPA 200.7	<0.10	mg/L	0.10	3/28/2012
Titanium	EPA 200.7	<0.10	mg/L	0.10	3/28/2012
Vanadium	EPA 200.7	<0.010	mg/L	0.010	3/28/2012
Zinc	EPA 200.7	<0.010	mg/L	0.010	3/28/2012
Mercury	EPA 200.8	<0.00010	mg/L	0.00010	3/29/2012
Antimony	EPA 200.8	<0.0025	mg/L	0.0025	3/28/2012
Arsenic	EPA 200.8	<0.0050	mg/L	0.0050	3/28/2012
Lead	EPA 200.8	<0.0025	mg/L	0.0025	3/28/2012
Selenium	EPA 200.8	<0.0050	mg/L	0.0050	3/28/2012
Thallium	EPA 200.8	<0.0010	mg/L	0.0010	3/28/2012
Anions	Calculation	0.35	meq/L	0.10	
Cations	Calculation	0.31	meq/L	0.10	
Error	Calculation	6.3	%	1.0	

Customer Sample ID: CF-11-03, 922-949.5 MWMP
WETLAB Sample ID: 1203375-005
Collect Date/Time: 3/19/2012 09:00
Receive Date: 3/19/2012 15:00

PROFILE II

Parameter	Method	Results	Units	Reporting Limit	Date Analyzed
pH	SM 4500-H+ B	7.30	pH Units		3/19/2012
Bicarbonate (HCO3)	SM 2320B	14	mg/L	1.0	3/19/2012
Carbonate (CO3)	SM 2320B	<1.0	mg/L	1.0	3/19/2012
Hydroxide (OH)	SM 2320B	<1.0	mg/L	1.0	3/19/2012
Total Alkalinity	SM 2320B	11	mg/L as CaCO3	1.0	3/19/2012
Chloride	EPA 300.0	<1.00	mg/L	1.00	3/20/2012
Fluoride	EPA 300.0	<0.10	mg/L	0.10	3/20/2012
Sulfate	EPA 300.0	1.2	mg/L	1.0	3/20/2012
Nitrate Nitrogen	EPA 300.0	<1.0	mg/L	1.0	3/20/2012
Nitrite Nitrogen	EPA 300.0	0.027	mg/L	0.025	3/20/2012

475 East Greg Street Suite #119
Sparks, NV 89431 (775) 355-0202
EPA Lab ID: NV00925 - ELAP No: 2523

1084 Lamoille Hwy
Elko, NV 89801 (775) 777-9933
EPA Lab ID: NV00926

3230 Polaris Ave #4
Las Vegas, NV 89102 (702) 475-8899
EPA Lab ID: NV00932

Customer Sample ID: CF-11-03, 922-949.5 MWMP
WETLAB Sample ID: 1203375-005

Collect Date/Time: 3/19/2012 09:00
Receive Date: 3/19/2012 15:00

PROFILE II

Parameter	Method	Results	Units	Reporting Limit	Date Analyzed
Total Dissolved Solids (TDS)	SM 2540C	23	mg/L	10	3/21/2012
Aluminum	EPA 200.7	0.047	mg/L	0.045	3/28/2012
Barium	EPA 200.7	<0.010	mg/L	0.010	3/28/2012
Beryllium	EPA 200.7	<0.0010	mg/L	0.0010	3/28/2012
Bismuth	EPA 200.7	<0.10	mg/L	0.10	3/28/2012
Boron	EPA 200.7	<0.10	mg/L	0.10	3/28/2012
Cadmium	EPA 200.7	<0.0010	mg/L	0.0010	3/28/2012
Calcium	EPA 200.7	3.0	mg/L	0.50	3/28/2012
Chromium	EPA 200.7	<0.0050	mg/L	0.0050	3/28/2012
Cobalt	EPA 200.7	<0.010	mg/L	0.010	3/28/2012
Copper	EPA 200.7	<0.050	mg/L	0.050	3/28/2012
Gallium	EPA 200.7	<0.10	mg/L	0.10	3/28/2012
Iron	EPA 200.7	<0.050	mg/L	0.050	3/28/2012
Lithium	EPA 200.7	<0.10	mg/L	0.10	3/28/2012
Magnesium	EPA 200.7	<0.50	mg/L	0.50	3/28/2012
Manganese	EPA 200.7	<0.0050	mg/L	0.0050	3/28/2012
Molybdenum	EPA 200.7	<0.010	mg/L	0.010	3/28/2012
Nickel	EPA 200.7	<0.010	mg/L	0.010	3/28/2012
Phosphorus	EPA 200.7	<0.50	mg/L	0.50	3/28/2012
Potassium	EPA 200.7	<0.50	mg/L	0.50	3/28/2012
Scandium	EPA 200.7	<0.10	mg/L	0.10	3/28/2012
Silver	EPA 200.7	<0.0050	mg/L	0.0050	3/28/2012
Sodium	EPA 200.7	1.4	mg/L	0.50	3/28/2012
Strontium	EPA 200.7	<0.10	mg/L	0.10	3/28/2012
Tin	EPA 200.7	<0.10	mg/L	0.10	3/28/2012
Titanium	EPA 200.7	<0.10	mg/L	0.10	3/28/2012
Vanadium	EPA 200.7	<0.010	mg/L	0.010	3/28/2012
Zinc	EPA 200.7	<0.010	mg/L	0.010	3/28/2012
Mercury	EPA 200.8	<0.00010	mg/L	0.00010	3/29/2012
Antimony	EPA 200.8	<0.0025	mg/L	0.0025	3/28/2012
Arsenic	EPA 200.8	<0.0050	mg/L	0.0050	3/28/2012
Lead	EPA 200.8	<0.0025	mg/L	0.0025	3/28/2012
Selenium	EPA 200.8	<0.0050	mg/L	0.0050	3/28/2012
Thallium	EPA 200.8	<0.0010	mg/L	0.0010	3/28/2012
Anions	Calculation	0.25	meq/L	0.10	
Cations	Calculation	0.22	meq/L	0.10	
Error	Calculation	8.2	%	1.0	

475 East Greg Street Suite #119
Sparks, NV 89431 (775) 355-0202
EPA Lab ID: NV00925 - ELAP No: 2523

1084 Lamoille Hwy
Elko, NV 89801 (775) 777-9933
EPA Lab ID: NV00926

3230 Polaris Ave #4
Las Vegas, NV 89102 (702) 475-8899
EPA Lab ID: NV00932

Customer Sample ID: CF-11-10-B, 1000-1035 MWMP
WETLAB Sample ID: 1203375-006

Collect Date/Time: 3/19/2012 09:00
Receive Date: 3/19/2012 15:00

PROFILE II

Parameter	Method	Results	Units	Reporting Limit	Date Analyzed
pH	SM 4500-H+ B	7.68	pH Units		3/19/2012
Bicarbonate (HCO3)	SM 2320B	25	mg/L	1.0	3/19/2012
Carbonate (CO3)	SM 2320B	<1.0	mg/L	1.0	3/19/2012
Hydroxide (OH)	SM 2320B	<1.0	mg/L	1.0	3/19/2012
Total Alkalinity	SM 2320B	20	mg/L as CaCO3	1.0	3/19/2012
Chloride	EPA 300.0	<1.00	mg/L	1.00	3/20/2012
Fluoride	EPA 300.0	0.18	mg/L	0.10	3/20/2012
Sulfate	EPA 300.0	4.0	mg/L	1.0	3/20/2012
Nitrate Nitrogen	EPA 300.0	<1.0	mg/L	1.0	3/20/2012
Nitrite Nitrogen	EPA 300.0	0.028	mg/L	0.025	3/20/2012
Total Dissolved Solids (TDS)	SM 2540C	24	mg/L	10	3/21/2012
Aluminum	EPA 200.7	0.055	mg/L	0.045	3/27/2012
Barium	EPA 200.7	<0.010	mg/L	0.010	3/27/2012
Beryllium	EPA 200.7	<0.0010	mg/L	0.0010	3/27/2012
Bismuth	EPA 200.7	<0.10	mg/L	0.10	3/27/2012
Boron	EPA 200.7	<0.10	mg/L	0.10	3/27/2012
Cadmium	EPA 200.7	<0.0010	mg/L	0.0010	3/27/2012
Calcium	EPA 200.7	2.1	mg/L	0.50	3/27/2012
Chromium	EPA 200.7	<0.0050	mg/L	0.0050	3/27/2012
Cobalt	EPA 200.7	<0.010	mg/L	0.010	3/27/2012
Copper	EPA 200.7	<0.050	mg/L	0.050	3/27/2012
Gallium	EPA 200.7	<0.10	mg/L	0.10	3/27/2012
Iron	EPA 200.7	<0.010	mg/L	0.010	3/27/2012
Lithium	EPA 200.7	<0.10	mg/L	0.10	3/27/2012
Magnesium	EPA 200.7	0.62	mg/L	0.50	3/27/2012
Manganese	EPA 200.7	<0.0050	mg/L	0.0050	3/27/2012
Molybdenum	EPA 200.7	0.016	mg/L	0.010	3/27/2012
Nickel	EPA 200.7	<0.010	mg/L	0.010	3/27/2012
Phosphorus	EPA 200.7	<0.50	mg/L	0.50	3/27/2012
Potassium	EPA 200.7	0.97	mg/L	0.50	3/27/2012
Scandium	EPA 200.7	<0.10	mg/L	0.10	3/27/2012
Silver	EPA 200.7	<0.0050	mg/L	0.0050	3/27/2012
Sodium	EPA 200.7	8.5	mg/L	0.50	3/27/2012
Strontium	EPA 200.7	<0.10	mg/L	0.10	3/27/2012
Tin	EPA 200.7	<0.10	mg/L	0.10	3/27/2012
Titanium	EPA 200.7	<0.10	mg/L	0.10	3/27/2012
Vanadium	EPA 200.7	<0.010	mg/L	0.010	3/27/2012
Zinc	EPA 200.7	<0.010	mg/L	0.010	3/27/2012

475 East Greg Street Suite #119
Sparks, NV 89431 (775) 355-0202
EPA Lab ID: NV00925 - ELAP No: 2523

1084 Lamoille Hwy
Elko, NV 89801 (775) 777-9933
EPA Lab ID: NV00926

3230 Polaris Ave #4
Las Vegas, NV 89102 (702) 475-8899
EPA Lab ID: NV00932

Customer Sample ID: CF-11-10-B, 1000-1035 MWMP
WETLAB Sample ID: 1203375-006
Collect Date/Time: 3/19/2012 09:00
Receive Date: 3/19/2012 15:00

PROFILE II

Parameter	Method	Results	Units	Reporting Limit	Date Analyzed
Mercury	EPA 200.8	<0.00010	mg/L	0.00010	3/29/2012
Antimony	EPA 200.8	<0.0025	mg/L	0.0025	3/28/2012
Arsenic	EPA 200.8	<0.0050	mg/L	0.0050	3/28/2012
Lead	EPA 200.8	<0.0025	mg/L	0.0025	3/28/2012
Selenium	EPA 200.8	<0.0050	mg/L	0.0050	3/28/2012
Thallium	EPA 200.8	<0.0010	mg/L	0.0010	3/28/2012
Anions	Calculation	0.50	meq/L	0.10	
Cations	Calculation	0.56	meq/L	0.10	
Error	Calculation	5.1	%	1.0	

Customer Sample ID: CF-11-07, 312-346.6 MWMP
WETLAB Sample ID: 1203375-007
Collect Date/Time: 3/19/2012 09:00
Receive Date: 3/19/2012 15:00

PROFILE II

Parameter	Method	Results	Units	Reporting Limit	Date Analyzed
pH	SM 4500-H+ B	7.33	pH Units		3/19/2012
Bicarbonate (HCO3)	SM 2320B	17	mg/L	1.0	3/19/2012
Carbonate (CO3)	SM 2320B	<1.0	mg/L	1.0	3/19/2012
Hydroxide (OH)	SM 2320B	<1.0	mg/L	1.0	3/19/2012
Total Alkalinity	SM 2320B	14	mg/L as CaCO3	1.0	3/19/2012
Chloride	EPA 300.0	<1.00	mg/L	1.00	3/20/2012
Fluoride	EPA 300.0	<0.10	mg/L	0.10	3/20/2012
Sulfate	EPA 300.0	3.2	mg/L	1.0	3/20/2012
Nitrate Nitrogen	EPA 300.0	<1.0	mg/L	1.0	3/20/2012
Nitrite Nitrogen	EPA 300.0	0.028	mg/L	0.025	3/20/2012
Total Dissolved Solids (TDS)	SM 2540C	40	mg/L	10	3/21/2012
Aluminum	EPA 200.7	0.058	mg/L	0.045	3/27/2012
Barium	EPA 200.7	<0.010	mg/L	0.010	3/27/2012
Beryllium	EPA 200.7	<0.0010	mg/L	0.0010	3/27/2012
Bismuth	EPA 200.7	<0.10	mg/L	0.10	3/27/2012
Boron	EPA 200.7	<0.10	mg/L	0.10	3/27/2012
Cadmium	EPA 200.7	<0.0010	mg/L	0.0010	3/27/2012
Calcium	EPA 200.7	4.7	mg/L	0.50	3/27/2012
Chromium	EPA 200.7	<0.0050	mg/L	0.0050	3/27/2012
Cobalt	EPA 200.7	<0.010	mg/L	0.010	3/27/2012
Copper	EPA 200.7	<0.050	mg/L	0.050	3/27/2012
Gallium	EPA 200.7	<0.10	mg/L	0.10	3/27/2012
Iron	EPA 200.7	<0.010	mg/L	0.010	3/27/2012
Lithium	EPA 200.7	<0.10	mg/L	0.10	3/27/2012

475 East Greg Street Suite #119
Sparks, NV 89431 (775) 355-0202
EPA Lab ID: NV00925 - ELAP No: 2523

1084 Lamoille Hwy
Elko, NV 89801 (775) 777-9933
EPA Lab ID: NV00926

3230 Polaris Ave #4
Las Vegas, NV 89102 (702) 475-8899
EPA Lab ID: NV00932

Customer Sample ID: CF-11-07, 312-346.6 MWMP
WETLAB Sample ID: 1203375-007
Collect Date/Time: 3/19/2012 09:00
Receive Date: 3/19/2012 15:00

PROFILE II

Parameter	Method	Results	Units	Reporting Limit	Date Analyzed
Magnesium	EPA 200.7	<0.50	mg/L	0.50	3/27/2012
Manganese	EPA 200.7	0.0096	mg/L	0.0050	3/27/2012
Molybdenum	EPA 200.7	0.018	mg/L	0.010	3/27/2012
Nickel	EPA 200.7	<0.010	mg/L	0.010	3/27/2012
Phosphorus	EPA 200.7	<0.50	mg/L	0.50	3/27/2012
Potassium	EPA 200.7	0.50	mg/L	0.50	3/27/2012
Scandium	EPA 200.7	<0.10	mg/L	0.10	3/27/2012
Silver	EPA 200.7	<0.0050	mg/L	0.0050	3/27/2012
Sodium	EPA 200.7	2.2	mg/L	0.50	3/27/2012
Strontium	EPA 200.7	<0.10	mg/L	0.10	3/27/2012
Tin	EPA 200.7	<0.10	mg/L	0.10	3/27/2012
Titanium	EPA 200.7	<0.10	mg/L	0.10	3/27/2012
Vanadium	EPA 200.7	<0.010	mg/L	0.010	3/27/2012
Zinc	EPA 200.7	<0.010	mg/L	0.010	3/27/2012
Mercury	EPA 200.8	<0.00010	mg/L	0.00010	3/29/2012
Antimony	EPA 200.8	<0.0025	mg/L	0.0025	3/28/2012
Arsenic	EPA 200.8	<0.0050	mg/L	0.0050	3/28/2012
Lead	EPA 200.8	<0.0025	mg/L	0.0025	3/28/2012
Selenium	EPA 200.8	<0.0050	mg/L	0.0050	3/28/2012
Thallium	EPA 200.8	<0.0010	mg/L	0.0010	3/28/2012
Anions	Calculation	0.35	meq/L	0.10	
Cations	Calculation	0.35	meq/L	0.10	
Error	Calculation	<1.0	%	1.0	

Customer Sample ID: CF-11-02, 0-27 MWMP
WETLAB Sample ID: 1203375-008
Collect Date/Time: 3/19/2012 09:00
Receive Date: 3/19/2012 15:00

PROFILE II

Parameter	Method	Results	Units	Reporting Limit	Date Analyzed
pH	SM 4500-H+ B	7.27	pH Units		3/19/2012
Bicarbonate (HCO3)	SM 2320B	21	mg/L	1.0	3/19/2012
Carbonate (CO3)	SM 2320B	<1.0	mg/L	1.0	3/19/2012
Hydroxide (OH)	SM 2320B	<1.0	mg/L	1.0	3/19/2012
Total Alkalinity	SM 2320B	17	mg/L as CaCO3	1.0	3/19/2012
Chloride	EPA 300.0	1.1	mg/L	1.00	3/20/2012
Fluoride	EPA 300.0	0.62	mg/L	0.10	3/20/2012
Sulfate	EPA 300.0	5.0	mg/L	1.0	3/20/2012
Nitrate Nitrogen	EPA 300.0	<1.0	mg/L	1.0	3/20/2012
Nitrite Nitrogen	EPA 300.0	0.030	mg/L	0.025	3/20/2012

475 East Greg Street Suite #119
Sparks, NV 89431 (775) 355-0202
EPA Lab ID: NV00925 - ELAP No: 2523

1084 Lamoille Hwy
Elko, NV 89801 (775) 777-9933
EPA Lab ID: NV00926

3230 Polaris Ave #4
Las Vegas, NV 89102 (702) 475-8899
EPA Lab ID: NV00932

Customer Sample ID: CF-11-02, 0-27 MWMP
WETLAB Sample ID: 1203375-008

Collect Date/Time: 3/19/2012 09:00
Receive Date: 3/19/2012 15:00

PROFILE II

Parameter	Method	Results	Units	Reporting Limit	Date Analyzed
Total Dissolved Solids (TDS)	SM 2540C	31	mg/L	10	3/21/2012
Aluminum	EPA 200.7	<0.045	mg/L	0.045	3/27/2012
Barium	EPA 200.7	<0.010	mg/L	0.010	3/27/2012
Beryllium	EPA 200.7	<0.0010	mg/L	0.0010	3/27/2012
Bismuth	EPA 200.7	<0.10	mg/L	0.10	3/27/2012
Boron	EPA 200.7	<0.10	mg/L	0.10	3/27/2012
Cadmium	EPA 200.7	<0.0010	mg/L	0.0010	3/27/2012
Calcium	EPA 200.7	5.6	mg/L	0.50	3/27/2012
Chromium	EPA 200.7	<0.0050	mg/L	0.0050	3/27/2012
Cobalt	EPA 200.7	<0.010	mg/L	0.010	3/27/2012
Copper	EPA 200.7	<0.050	mg/L	0.050	3/27/2012
Gallium	EPA 200.7	<0.10	mg/L	0.10	3/27/2012
Iron	EPA 200.7	<0.010	mg/L	0.010	3/27/2012
Lithium	EPA 200.7	<0.10	mg/L	0.10	3/27/2012
Magnesium	EPA 200.7	0.83	mg/L	0.50	3/27/2012
Manganese	EPA 200.7	0.0075	mg/L	0.0050	3/27/2012
Molybdenum	EPA 200.7	<0.010	mg/L	0.010	3/27/2012
Nickel	EPA 200.7	<0.010	mg/L	0.010	3/27/2012
Phosphorus	EPA 200.7	<0.50	mg/L	0.50	3/27/2012
Potassium	EPA 200.7	0.60	mg/L	0.50	3/27/2012
Scandium	EPA 200.7	<0.10	mg/L	0.10	3/27/2012
Silver	EPA 200.7	<0.0050	mg/L	0.0050	3/27/2012
Sodium	EPA 200.7	3.6	mg/L	0.50	3/27/2012
Strontium	EPA 200.7	<0.10	mg/L	0.10	3/27/2012
Tin	EPA 200.7	<0.10	mg/L	0.10	3/27/2012
Titanium	EPA 200.7	<0.10	mg/L	0.10	3/27/2012
Vanadium	EPA 200.7	<0.010	mg/L	0.010	3/27/2012
Zinc	EPA 200.7	<0.010	mg/L	0.010	3/27/2012
Mercury	EPA 200.8	<0.00010	mg/L	0.00010	3/29/2012
Antimony	EPA 200.8	<0.0025	mg/L	0.0025	3/28/2012
Arsenic	EPA 200.8	<0.0050	mg/L	0.0050	3/28/2012
Lead	EPA 200.8	<0.0025	mg/L	0.0025	3/28/2012
Selenium	EPA 200.8	<0.0050	mg/L	0.0050	3/28/2012
Thallium	EPA 200.8	<0.0010	mg/L	0.0010	3/28/2012
Anions	Calculation	0.51	meq/L	0.10	
Cations	Calculation	0.52	meq/L	0.10	
Error	Calculation	<1.0	%	1.0	

475 East Greg Street Suite #119
Sparks, NV 89431 (775) 355-0202
EPA Lab ID: NV00925 - ELAP No: 2523

1084 Lamoille Hwy
Elko, NV 89801 (775) 777-9933
EPA Lab ID: NV00926

3230 Polaris Ave #4
Las Vegas, NV 89102 (702) 475-8899
EPA Lab ID: NV00932

Customer Sample ID: CF-11-02, 147-181 MWMP
WETLAB Sample ID: 1203375-009

Collect Date/Time: 3/19/2012 09:00
Receive Date: 3/19/2012 15:00

PROFILE II

Parameter	Method	Results	Units	Reporting Limit	Date Analyzed
pH	SM 4500-H+ B	6.99	pH Units		3/19/2012
Bicarbonate (HCO3)	SM 2320B	8.4	mg/L	1.0	3/19/2012
Carbonate (CO3)	SM 2320B	<1.0	mg/L	1.0	3/19/2012
Hydroxide (OH)	SM 2320B	<1.0	mg/L	1.0	3/19/2012
Total Alkalinity	SM 2320B	6.9	mg/L as CaCO3	1.0	3/19/2012
Chloride	EPA 300.0	<1.00	mg/L	1.00	3/20/2012
Fluoride	EPA 300.0	<0.10	mg/L	0.10	3/20/2012
Sulfate	EPA 300.0	<1.0	mg/L	1.0	3/20/2012
Nitrate Nitrogen	EPA 300.0	<1.0	mg/L	1.0	3/20/2012
Nitrite Nitrogen	EPA 300.0	0.030	mg/L	0.025	3/20/2012
Total Dissolved Solids (TDS)	SM 2540C	12	mg/L	10	3/21/2012
Aluminum	EPA 200.7	0.048	mg/L	0.045	3/27/2012
Barium	EPA 200.7	<0.010	mg/L	0.010	3/27/2012
Beryllium	EPA 200.7	<0.0010	mg/L	0.0010	3/27/2012
Bismuth	EPA 200.7	<0.10	mg/L	0.10	3/27/2012
Boron	EPA 200.7	<0.10	mg/L	0.10	3/27/2012
Cadmium	EPA 200.7	<0.0010	mg/L	0.0010	3/27/2012
Calcium	EPA 200.7	2.7	mg/L	0.50	3/27/2012
Chromium	EPA 200.7	<0.0050	mg/L	0.0050	3/27/2012
Cobalt	EPA 200.7	<0.010	mg/L	0.010	3/27/2012
Copper	EPA 200.7	<0.050	mg/L	0.050	3/27/2012
Gallium	EPA 200.7	<0.10	mg/L	0.10	3/27/2012
Iron	EPA 200.7	<0.010	mg/L	0.010	3/27/2012
Lithium	EPA 200.7	<0.10	mg/L	0.10	3/27/2012
Magnesium	EPA 200.7	<0.50	mg/L	0.50	3/27/2012
Manganese	EPA 200.7	0.011	mg/L	0.0050	3/27/2012
Molybdenum	EPA 200.7	<0.010	mg/L	0.010	3/27/2012
Nickel	EPA 200.7	<0.010	mg/L	0.010	3/27/2012
Phosphorus	EPA 200.7	<0.50	mg/L	0.50	3/27/2012
Potassium	EPA 200.7	<0.50	mg/L	0.50	3/27/2012
Scandium	EPA 200.7	<0.10	mg/L	0.10	3/27/2012
Silver	EPA 200.7	<0.0050	mg/L	0.0050	3/27/2012
Sodium	EPA 200.7	0.58	mg/L	0.50	3/27/2012
Strontium	EPA 200.7	<0.10	mg/L	0.10	3/27/2012
Tin	EPA 200.7	<0.10	mg/L	0.10	3/27/2012
Titanium	EPA 200.7	<0.10	mg/L	0.10	3/27/2012
Vanadium	EPA 200.7	<0.010	mg/L	0.010	3/27/2012
Zinc	EPA 200.7	<0.010	mg/L	0.010	3/27/2012

475 East Greg Street Suite #119
Sparks, NV 89431 (775) 355-0202
EPA Lab ID: NV00925 - ELAP No: 2523

1084 Lamoille Hwy
Elko, NV 89801 (775) 777-9933
EPA Lab ID: NV00926

3230 Polaris Ave #4
Las Vegas, NV 89102 (702) 475-8899
EPA Lab ID: NV00932

Customer Sample ID: CF-11-02, 147-181 MWMP
WETLAB Sample ID: 1203375-009
Collect Date/Time: 3/19/2012 09:00
Receive Date: 3/19/2012 15:00

PROFILE II

Parameter	Method	Results	Units	Reporting Limit	Date Analyzed
Mercury	EPA 200.8	<0.00010	mg/L	0.00010	3/28/2012
Antimony	EPA 200.8	<0.0025	mg/L	0.0025	3/28/2012
Arsenic	EPA 200.8	<0.0050	mg/L	0.0050	3/28/2012
Lead	EPA 200.8	<0.0025	mg/L	0.0025	3/28/2012
Selenium	EPA 200.8	<0.0050	mg/L	0.0050	3/28/2012
Thallium	EPA 200.8	<0.0010	mg/L	0.0010	3/28/2012
Anions	Calculation	0.14	meq/L	0.10	
Cations	Calculation	0.17	meq/L	0.10	
Error	Calculation	9.2	%	1.0	

Customer Sample ID: CF-11-02, 367-408 MWMP
WETLAB Sample ID: 1203375-010
Collect Date/Time: 3/19/2012 09:00
Receive Date: 3/19/2012 15:00

PROFILE II

Parameter	Method	Results	Units	Reporting Limit	Date Analyzed
pH	SM 4500-H+ B	5.86	pH Units		3/19/2012
Bicarbonate (HCO3)	SM 2320B	<1.0	mg/L	1.0	3/19/2012
Carbonate (CO3)	SM 2320B	<1.0	mg/L	1.0	3/19/2012
Hydroxide (OH)	SM 2320B	<1.0	mg/L	1.0	3/19/2012
Total Alkalinity	SM 2320B	<1.0	mg/L as CaCO3	1.0	3/19/2012
Chloride	EPA 300.0	<1.00	mg/L	1.00	3/20/2012
Fluoride	EPA 300.0	<0.10	mg/L	0.10	3/20/2012
Sulfate	EPA 300.0	<1.0	mg/L	1.0	3/20/2012
Nitrate Nitrogen	EPA 300.0	<1.0	mg/L	1.0	3/20/2012
Nitrite Nitrogen	EPA 300.0	<0.025	mg/L	0.025	3/20/2012
Total Dissolved Solids (TDS)	SM 2540C	<10	mg/L	10	3/21/2012
Aluminum	EPA 200.7	<0.045	mg/L	0.045	3/27/2012
Barium	EPA 200.7	<0.010	mg/L	0.010	3/27/2012
Beryllium	EPA 200.7	<0.0010	mg/L	0.0010	3/27/2012
Bismuth	EPA 200.7	<0.10	mg/L	0.10	3/27/2012
Boron	EPA 200.7	<0.10	mg/L	0.10	3/27/2012
Cadmium	EPA 200.7	<0.0010	mg/L	0.0010	3/27/2012
Calcium	EPA 200.7	<0.50	mg/L	0.50	3/27/2012
Chromium	EPA 200.7	<0.0050	mg/L	0.0050	3/27/2012
Cobalt	EPA 200.7	<0.010	mg/L	0.010	3/27/2012
Copper	EPA 200.7	<0.050	mg/L	0.050	3/27/2012
Gallium	EPA 200.7	<0.10	mg/L	0.10	3/27/2012
Iron	EPA 200.7	<0.010	mg/L	0.010	3/27/2012
Lithium	EPA 200.7	<0.10	mg/L	0.10	3/27/2012

475 East Greg Street Suite #119
Sparks, NV 89431 (775) 355-0202
EPA Lab ID: NV00925 - ELAP No: 2523

1084 Lamoille Hwy
Elko, NV 89801 (775) 777-9933
EPA Lab ID: NV00926

3230 Polaris Ave #4
Las Vegas, NV 89102 (702) 475-8899
EPA Lab ID: NV00932

Customer Sample ID: CF-11-02, 367-408 MWMP
WETLAB Sample ID: 1203375-010

Collect Date/Time: 3/19/2012 09:00
Receive Date: 3/19/2012 15:00

PROFILE II

Parameter	Method	Results	Units	Reporting Limit	Date Analyzed
Magnesium	EPA 200.7	<0.50	mg/L	0.50	3/27/2012
Manganese	EPA 200.7	<0.0050	mg/L	0.0050	3/27/2012
Molybdenum	EPA 200.7	<0.010	mg/L	0.010	3/27/2012
Nickel	EPA 200.7	<0.010	mg/L	0.010	3/27/2012
Phosphorus	EPA 200.7	<0.50	mg/L	0.50	3/27/2012
Potassium	EPA 200.7	<0.50	mg/L	0.50	3/27/2012
Scandium	EPA 200.7	<0.10	mg/L	0.10	3/27/2012
Silver	EPA 200.7	<0.0050	mg/L	0.0050	3/27/2012
Sodium	EPA 200.7	<0.50	mg/L	0.50	3/27/2012
Strontium	EPA 200.7	<0.10	mg/L	0.10	3/27/2012
Tin	EPA 200.7	<0.10	mg/L	0.10	3/27/2012
Titanium	EPA 200.7	<0.10	mg/L	0.10	3/27/2012
Vanadium	EPA 200.7	<0.010	mg/L	0.010	3/27/2012
Zinc	EPA 200.7	<0.010	mg/L	0.010	3/27/2012
Mercury	EPA 200.8	<0.00010	mg/L	0.00010	3/28/2012
Antimony	EPA 200.8	<0.0025	mg/L	0.0025	3/28/2012
Arsenic	EPA 200.8	<0.0050	mg/L	0.0050	3/28/2012
Lead	EPA 200.8	<0.0025	mg/L	0.0025	3/28/2012
Selenium	EPA 200.8	<0.0050	mg/L	0.0050	3/28/2012
Thallium	EPA 200.8	<0.0010	mg/L	0.0010	3/28/2012
Anions	Calculation	<0.10	meq/L	0.10	
Cations	Calculation	<0.10	meq/L	0.10	
Error	Calculation	NA	%	1.0	

475 East Greg Street Suite #119
Sparks, NV 89431 (775) 355-0202
EPA Lab ID: NV00925 - ELAP No: 2523

1084 Lamoille Hwy
Elko, NV 89801 (775) 777-9933
EPA Lab ID: NV00926

3230 Polaris Ave #4
Las Vegas, NV 89102 (702) 475-8899
EPA Lab ID: NV00932

Western Environmental Testing Laboratory
QC Report

QCBatchID	QCType	Parameter	Method	Result	Units
QC12030720	Blank 1	Fluoride	EPA 300.0	<0.10	mg/L
QC12030720	Blank 2	Fluoride	EPA 300.0	<0.10	mg/L
QC12030720	Blank 3	Fluoride	EPA 300.0	<0.10	mg/L
QC12030722	Blank 1	Chloride	EPA 300.0	<1.0	mg/L
QC12030722	Blank 2	Chloride	EPA 300.0	<1.0	mg/L
QC12030722	Blank 3	Chloride	EPA 300.0	<1.0	mg/L
QC12030724	Blank 1	Nitrite Nitrogen	EPA 300.0	<0.025	mg/L
QC12030724	Blank 2	Nitrite Nitrogen	EPA 300.0	<0.025	mg/L
QC12030724	Blank 3	Nitrite Nitrogen	EPA 300.0	<0.025	mg/L
QC12030725	Blank 1	Nitrate Nitrogen	EPA 300.0	<1.0	mg/L
QC12030725	Blank 2	Nitrate Nitrogen	EPA 300.0	<1.0	mg/L
QC12030725	Blank 3	Nitrate Nitrogen	EPA 300.0	<1.0	mg/L
QC12030726	Blank 1	Sulfate	EPA 300.0	<1.0	mg/L
QC12030726	Blank 2	Sulfate	EPA 300.0	<1.0	mg/L
QC12030726	Blank 3	Sulfate	EPA 300.0	<1.0	mg/L
QC12030848	Blank 1	Total Dissolved Solids (TDS)	SM 2540C	<10	mg/L
QC12030848	Blank 2	Total Dissolved Solids (TDS)	SM 2540C	<10	mg/L
QC12030848	Blank 3	Total Dissolved Solids (TDS)	SM 2540C	<10	mg/L
QC12030942	Blank 1	Aluminum, Dissolved	EPA 200.7	<0.045	mg/L
		Barium, Dissolved	EPA 200.7	<0.010	mg/L
		Beryllium, Dissolved	EPA 200.7	<0.0010	mg/L
		Bismuth, Dissolved	EPA 200.7	<0.10	mg/L
		Boron, Dissolved	EPA 200.7	<0.10	mg/L
		Cadmium, Dissolved	EPA 200.7	<0.0010	mg/L
		Calcium, Dissolved	EPA 200.7	<0.50	mg/L
		Chromium, Dissolved	EPA 200.7	<0.0050	mg/L
		Cobalt, Dissolved	EPA 200.7	<0.010	mg/L
		Copper, Dissolved	EPA 200.7	<0.050	mg/L
		Gallium, Dissolved	EPA 200.7	<0.10	mg/L
		Iron, Dissolved	EPA 200.7	<0.010	mg/L
		Lithium, Dissolved	EPA 200.7	<0.10	mg/L
		Magnesium, Dissolved	EPA 200.7	<0.50	mg/L
		Manganese, Dissolved	EPA 200.7	<0.0050	mg/L
		Molybdenum, Dissolved	EPA 200.7	<0.010	mg/L
		Nickel, Dissolved	EPA 200.7	<0.010	mg/L
		Phosphorus, Dissolved	EPA 200.7	<0.50	mg/L
		Potassium, Dissolved	EPA 200.7	<0.50	mg/L
		Scandium, Dissolved	EPA 200.7	<0.10	mg/L
		Silver, Dissolved	EPA 200.7	<0.0050	mg/L
		Sodium, Dissolved	EPA 200.7	<0.50	mg/L
		Strontium, Dissolved	EPA 200.7	<0.10	mg/L
		Tin, Dissolved	EPA 200.7	<0.10	mg/L
		Titanium, Dissolved	EPA 200.7	<0.10	mg/L
		Vanadium, Dissolved	EPA 200.7	<0.010	mg/L
		Zinc, Dissolved	EPA 200.7	<0.010	mg/L
QC12030961	Blank 1	Aluminum, Dissolved	EPA 200.7	<0.045	mg/L
		Barium, Dissolved	EPA 200.7	<0.010	mg/L

475 East Greg Street Suite #119
Sparks, NV 89431 (775) 355-0202
EPA Lab ID: NV00925 - ELAP No: 2523

1084 Lamoille Hwy
Elko, NV 89801 (775) 777-9933
EPA Lab ID: NV00926

3230 Polaris Ave #4
Las Vegas, NV 89102 (702) 475-8899
EPA Lab ID: NV00932

QCBatchID	QCType	Parameter	Method	Result	Units
		Beryllium, Dissolved	EPA 200.7	<0.0010	mg/L
		Bismuth, Dissolved	EPA 200.7	<0.10	mg/L
		Boron, Dissolved	EPA 200.7	<0.10	mg/L
		Cadmium, Dissolved	EPA 200.7	<0.0010	mg/L
		Calcium, Dissolved	EPA 200.7	<0.50	mg/L
		Chromium, Dissolved	EPA 200.7	<0.0050	mg/L
		Cobalt, Dissolved	EPA 200.7	<0.010	mg/L
		Copper, Dissolved	EPA 200.7	<0.050	mg/L
		Gallium, Dissolved	EPA 200.7	<0.10	mg/L
		Iron, Dissolved	EPA 200.7	<0.010	mg/L
		Lithium, Dissolved	EPA 200.7	<0.10	mg/L
		Magnesium, Dissolved	EPA 200.7	<0.50	mg/L
		Manganese, Dissolved	EPA 200.7	<0.0050	mg/L
		Molybdenum, Dissolved	EPA 200.7	<0.010	mg/L
		Nickel, Dissolved	EPA 200.7	<0.010	mg/L
		Phosphorus, Dissolved	EPA 200.7	<0.50	mg/L
		Potassium, Dissolved	EPA 200.7	<0.50	mg/L
		Scandium, Dissolved	EPA 200.7	<0.10	mg/L
		Silver, Dissolved	EPA 200.7	<0.0050	mg/L
		Sodium, Dissolved	EPA 200.7	<0.50	mg/L
		Strontium, Dissolved	EPA 200.7	<0.10	mg/L
		Tin, Dissolved	EPA 200.7	<0.10	mg/L
		Titanium, Dissolved	EPA 200.7	<0.10	mg/L
		Vanadium, Dissolved	EPA 200.7	<0.010	mg/L
		Zinc, Dissolved	EPA 200.7	<0.010	mg/L
QC12031008	Blank 1	Mercury, Dissolved	EPA 200.8	<0.00010	mg/L
		Antimony, Dissolved	EPA 200.8	<0.0025	mg/L
		Arsenic, Dissolved	EPA 200.8	<0.0050	mg/L
		Lead, Dissolved	EPA 200.8	<0.0025	mg/L
		Selenium, Dissolved	EPA 200.8	<0.0050	mg/L
		Thallium, Dissolved	EPA 200.8	<0.0010	mg/L
QC12031031	Blank 1	Mercury, Dissolved	EPA 200.8	<0.00010	mg/L
		Antimony, Dissolved	EPA 200.8	<0.0025	mg/L
		Arsenic, Dissolved	EPA 200.8	<0.0050	mg/L
		Lead, Dissolved	EPA 200.8	<0.0025	mg/L
		Selenium, Dissolved	EPA 200.8	<0.0050	mg/L
		Thallium, Dissolved	EPA 200.8	<0.0010	mg/L

QCBatchID	QCType	Parameter	Method	Result	Actual	% Recovery	Units
QC12030669	LCS 1	pH	SM 4500-H+ B	7.01	7.00	100	pH Units
QC12030670	LCS 1	Alkalinity	SM 2320B	103	100	103	mg/L
QC12030720	LCS 1	Fluoride	EPA 300.0	1.89	2.00	95	mg/L
QC12030722	LCS 1	Chloride	EPA 300.0	10.3	10.0	103	mg/L
QC12030724	LCS 1	Nitrite Nitrogen	EPA 300.0	0.513	0.500	103	mg/L
QC12030725	LCS 1	Nitrate Nitrogen	EPA 300.0	2.01	2.00	101	mg/L
QC12030726	LCS 1	Sulfate	EPA 300.0	24.3	25.0	97	mg/L
QC12030848	LCS 1	Total Dissolved Solids (TDS)	SM 2540C	148	150	99	mg/L
QC12030848	LCS 2	Total Dissolved Solids (TDS)	SM 2540C	144	150	96	mg/L
QC12030848	LCS 3	Total Dissolved Solids (TDS)	SM 2540C	141	150	94	mg/L
QC12030942	LCS 1	Aluminum	EPA 200.7	0.948	1.00	95	mg/L
		Barium	EPA 200.7	0.967	1.00	97	mg/L
		Beryllium	EPA 200.7	0.964	1.00	96	mg/L
		Bismuth	EPA 200.7	0.973	1.00	97	mg/L

475 East Greg Street Suite #119
Sparks, NV 89431 (775) 355-0202
EPA Lab ID: NV00925 - ELAP No: 2523

1084 Lamoille Hwy
Elko, NV 89801 (775) 777-9933
EPA Lab ID: NV00926

3230 Polaris Ave #4
Las Vegas, NV 89102 (702) 475-8899
EPA Lab ID: NV00932

QCBatchID	QCType	Parameter	Method	Result	Actual	% Recovery	Units
		Boron	EPA 200.7	0.910	1.00	91	mg/L
		Cadmium	EPA 200.7	0.962	1.00	96	mg/L
		Calcium	EPA 200.7	9.99	10.0	100	mg/L
		Chromium	EPA 200.7	0.959	1.00	96	mg/L
		Cobalt	EPA 200.7	0.975	1.00	98	mg/L
		Copper	EPA 200.7	4.71	5.00	94	mg/L
		Gallium	EPA 200.7	0.974	1.00	97	mg/L
		Iron	EPA 200.7	1.00	1.00	100	mg/L
		Lithium	EPA 200.7	0.994	1.00	99	mg/L
		Magnesium	EPA 200.7	9.97	10.0	100	mg/L
		Manganese	EPA 200.7	0.959	1.00	96	mg/L
		Molybdenum	EPA 200.7	0.949	1.00	95	mg/L
		Nickel	EPA 200.7	4.85	5.00	97	mg/L
		Phosphorus	EPA 200.7	4.88	5.00	98	mg/L
		Potassium	EPA 200.7	9.98	10.0	100	mg/L
		Scandium	EPA 200.7	0.971	1.00	97	mg/L
		Silver	EPA 200.7	0.083	0.090	92	mg/L
		Sodium	EPA 200.7	9.96	10.0	100	mg/L
		Strontium	EPA 200.7	0.994	1.00	99	mg/L
		Tin	EPA 200.7	0.938	1.00	94	mg/L
		Titanium	EPA 200.7	0.994	1.00	99	mg/L
		Vanadium	EPA 200.7	0.962	1.00	96	mg/L
		Zinc	EPA 200.7	0.986	1.00	99	mg/L
QC12030961	LCS 1	Aluminum	EPA 200.7	0.916	1.00	92	mg/L
		Barium	EPA 200.7	0.937	1.00	94	mg/L
		Beryllium	EPA 200.7	0.956	1.00	96	mg/L
		Bismuth	EPA 200.7	1.02	1.00	102	mg/L
		Boron	EPA 200.7	0.901	1.00	90	mg/L
		Cadmium	EPA 200.7	0.953	1.00	95	mg/L
		Calcium	EPA 200.7	10.4	10.0	104	mg/L
		Chromium	EPA 200.7	0.920	1.00	92	mg/L
		Cobalt	EPA 200.7	0.937	1.00	94	mg/L
		Copper	EPA 200.7	4.50	5.00	90	mg/L
		Gallium	EPA 200.7	0.926	1.00	93	mg/L
		Iron	EPA 200.7	1.01	1.00	101	mg/L
		Lithium	EPA 200.7	0.988	1.00	99	mg/L
		Magnesium	EPA 200.7	10.1	10.0	101	mg/L
		Manganese	EPA 200.7	0.906	1.00	91	mg/L
		Molybdenum	EPA 200.7	0.948	1.00	95	mg/L
		Nickel	EPA 200.7	4.71	5.00	94	mg/L
		Phosphorus	EPA 200.7	4.70	5.00	94	mg/L
		Potassium	EPA 200.7	9.84	10.0	98	mg/L
		Scandium	EPA 200.7	0.935	1.00	94	mg/L
		Silver	EPA 200.7	0.082	0.090	91	mg/L
		Sodium	EPA 200.7	10.1	10.0	101	mg/L
		Strontium	EPA 200.7	1.01	1.00	101	mg/L
		Tin	EPA 200.7	0.975	1.00	98	mg/L
		Titanium	EPA 200.7	0.982	1.00	98	mg/L
		Vanadium	EPA 200.7	0.930	1.00	93	mg/L
		Zinc	EPA 200.7	0.963	1.00	96	mg/L
QC12031008	LCS 1	Mercury	EPA 200.8	0.000992	0.001	99	mg/L
		Antimony	EPA 200.8	0.0103	0.010	103	mg/L
		Arsenic	EPA 200.8	0.0509	0.050	102	mg/L

475 East Greg Street Suite #119
Sparks, NV 89431 (775) 355-0202
EPA Lab ID: NV00925 - ELAP No: 2523

1084 Lamoille Hwy
Elko, NV 89801 (775) 777-9933
EPA Lab ID: NV00926

3230 Polaris Ave #4
Las Vegas, NV 89102 (702) 475-8899
EPA Lab ID: NV00932

QCBatchID	QCType	Parameter	Method	Result	Actual	% Recovery	Units
		Lead	EPA 200.8	0.0107	0.010	107	mg/L
		Selenium	EPA 200.8	0.0485	0.050	97	mg/L
		Thallium	EPA 200.8	0.0106	0.010	106	mg/L
QC12031031	LCS 1	Mercury	EPA 200.8	0.001024	0.001	102	mg/L
		Antimony	EPA 200.8	0.0094	0.010	94	mg/L
		Arsenic	EPA 200.8	0.0463	0.050	93	mg/L
		Lead	EPA 200.8	0.0098	0.010	98	mg/L
		Selenium	EPA 200.8	0.0438	0.050	88	mg/L
		Thallium	EPA 200.8	0.0095	0.010	95	mg/L

QCBatchID	QCType	Parameter	Method	Duplicate Sample	Sample Result	Duplicate Result		Units	RPD
QC12030669	Duplicate	pH	SM 4500-H+ B	1203375-001	7.98	7.97		pH Units	<1%
QC12030669	Duplicate	pH	SM 4500-H+ B	1203375-008	7.27	7.26		pH Units	<1%
QC12030670	Duplicate	Bicarbonate (HCO3)	SM 2320B	1203375-001	59.0	57.6		mg/L	2 %
		Carbonate (CO3)	SM 2320B	1203375-001	<1.000	<1.000		mg/L	<1%
		Hydroxide (OH)	SM 2320B	1203375-001	<1.000	<1.000		mg/L	<1%
		Total Alkalinity	SM 2320B	1203375-001	48.3	47.2		mg/L as CaCO3	2 %
QC12030670	Duplicate	Bicarbonate (HCO3)	SM 2320B	1203375-008	20.9	19.0		mg/L	10 %
		Carbonate (CO3)	SM 2320B	1203375-008	<1.000	<1.000		mg/L	<1%
		Hydroxide (OH)	SM 2320B	1203375-008	<1.000	<1.000		mg/L	<1%
		Total Alkalinity	SM 2320B	1203375-008	17.2	15.5		mg/L as CaCO3	10 %
QC12030848	Duplicate	Total Dissolved Solids (TDS)	SM 2540C	1203300-002	254	240	Q	mg/L	6 %
QC12030848	Duplicate	Total Dissolved Solids (TDS)	SM 2540C	1203372-008	70000	72000		mg/L	3 %
QC12030848	Duplicate	Total Dissolved Solids (TDS)	SM 2540C	1203375-003	27.0	29.0		mg/L	7 %
QC12030848	Duplicate	Total Dissolved Solids (TDS)	SM 2540C	1203381-001	2324	2320		mg/L	<1%
QC12030848	Duplicate	Total Dissolved Solids (TDS)	SM 2540C	1203399-003	2344	2264		mg/L	3 %

QCBatchID	QCType	Parameter	Method	Spike Sample	Sample Result		MS Result	MSD Result	Spike Value	Units	MS % Rec.	MSD % Rec.	RPD
QC12030720	MS 1	Fluoride	EPA 300.0	1203375-004	0.137		2.06	2.09	2.00	mg/L	96	98	1 %
QC12030720	MS 2	Fluoride	EPA 300.0	1203375-010	<0.100		1.87	1.92	2.00	mg/L	93	95	3 %
QC12030722	MS 1	Chloride	EPA 300.0	1203375-004	<1.000		5.36	5.46	5.00	mg/L	103	105	2 %
QC12030722	MS 2	Chloride	EPA 300.0	1203375-010	<1.000		5.15	5.21	5.00	mg/L	102	103	1 %
QC12030724	MS 1	Nitrite Nitrogen	EPA 300.0	1203375-004	0.027		0.536	0.546	0.500	mg/L	102	104	2 %
QC12030724	MS 2	Nitrite Nitrogen	EPA 300.0	1203375-010	<0.025		0.516	0.521	0.500	mg/L	100	101	1 %
QC12030725	MS 1	Nitrate Nitrogen	EPA 300.0	1203375-004	<1.000		2.06	2.10	2.00	mg/L	101	103	2 %
QC12030725	MS 2	Nitrate Nitrogen	EPA 300.0	1203375-010	<1.000		2.05	2.08	2.00	mg/L	101	102	1 %
QC12030726	MS 1	Sulfate	EPA 300.0	1203375-004	2.20		12.2	12.4	10.0	mg/L	100	102	2 %
QC12030726	MS 2	Sulfate	EPA 300.0	1203375-010	<1.000		10.0	10.2	10.0	mg/L	99	101	2 %
QC12030942	MS 1	Aluminum, Dissolved	EPA 200.7	1203304-003	<0.450		1.06	1.02	1.00	mg/L	106	102	4 %
		Barium, Dissolved	EPA 200.7	1203304-003	0.124	M	0.360	0.383	1.00	mg/L	NC	NC	NC
		Beryllium, Dissolved	EPA 200.7	1203304-003	<0.010		1.08	1.05	1.00	mg/L	108	105	3 %
		Bismuth, Dissolved	EPA 200.7	1203304-003	<1.000		0.693	0.716	1.00	mg/L	109	112	3 %
		Boron, Dissolved	EPA 200.7	1203304-003	25.7	SC	28.0	28.7	1.00	mg/L	NC	NC	NC
		Cadmium, Dissolved	EPA 200.7	1203304-003	<0.010		1.08	1.04	1.00	mg/L	110	106	4 %
		Calcium, Dissolved	EPA 200.7	1203304-003	410	SC	430	406	10.0	mg/L	NC	NC	NC
		Chromium, Dissolved	EPA 200.7	1203304-003	<0.050		1.10	1.07	1.00	mg/L	107	104	3 %
		Cobalt, Dissolved	EPA 200.7	1203304-003	<0.100		1.08	1.06	1.00	mg/L	107	105	2 %
		Copper, Dissolved	EPA 200.7	1203304-003	<0.500		5.74	5.57	5.00	mg/L	115	111	3 %

475 East Greg Street Suite #119
Sparks, NV 89431 (775) 355-0202
EPA Lab ID: NV00925 - ELAP No: 2523

1084 Lamoille Hwy
Elko, NV 89801 (775) 777-9933
EPA Lab ID: NV00926

3230 Polaris Ave #4
Las Vegas, NV 89102 (702) 475-8899
EPA Lab ID: NV00932

QCBatchID	QCType	Parameter	Method	Spike Sample	Sample Result		MS Result	MSD Result	Spike Value	Units	MS % Rec.	MSD % Rec.	RPD
		Gallium, Dissolved	EPA 200.7	1203304-003	<1.000		1.05	1.02	1.00	mg/L	99	96	3 %
		Iron, Dissolved	EPA 200.7	1203304-003	<0.100		0.885	0.828	1.00	mg/L	106	100	7 %
		Lithium, Dissolved	EPA 200.7	1203304-003	16.3	SC	18.0	17.9	1.00	mg/L	NC	NC	NC
		Magnesium, Dissolved	EPA 200.7	1203304-003	371	SC	389	388	10.0	mg/L	NC	NC	NC
		Manganese, Dissolved	EPA 200.7	1203304-003	<0.050		0.877	0.860	1.00	mg/L	107	105	2 %
		Molybdenum, Dissolved	EPA 200.7	1203304-003	1.72		2.82	2.82	1.00	mg/L	110	110	<1%
		Nickel, Dissolved	EPA 200.7	1203304-003	0.139		5.64	5.45	5.00	mg/L	110	106	3 %
		Phosphorus, Dissolved	EPA 200.7	1203304-003	<5.000		6.45	6.35	5.00	mg/L	120	118	2 %
		Potassium, Dissolved	EPA 200.7	1203304-003	1050	SC	1090	1090	10.0	mg/L	NC	NC	NC
		Scandium, Dissolved	EPA 200.7	1203304-003	<1.000		1.07	1.04	1.00	mg/L	108	105	3 %
		Silver, Dissolved	EPA 200.7	1203304-003	<0.050		0.094	0.095	0.090	mg/L	101	102	1 %
		Sodium, Dissolved	EPA 200.7	1203304-003	18300	SC	17800	18300	10.0	mg/L	NC	NC	NC
		Strontium, Dissolved	EPA 200.7	1203304-003	10.6		11.8	10.7	1.00	mg/L	120	10	10 %
		Tin, Dissolved	EPA 200.7	1203304-003	<1.000		0.454	0.444	1.00	mg/L	111	110	2 %
		Titanium, Dissolved	EPA 200.7	1203304-003	<1.000		1.09	1.03	1.00	mg/L	109	103	6 %
		Vanadium, Dissolved	EPA 200.7	1203304-003	0.399		1.52	1.47	1.00	mg/L	112	107	3 %
		Zinc, Dissolved	EPA 200.7	1203304-003	<0.100		1.17	1.14	1.00	mg/L	112	109	3 %
QC12030961	MS 1	Aluminum, Dissolved	EPA 200.7	1203304-002	<0.450		1.00	0.965	1.00	mg/L	103	100	4 %
		Barium, Dissolved	EPA 200.7	1203304-002	0.153	M	0.290	0.286	1.00	mg/L	NC	NC	NC
		Beryllium, Dissolved	EPA 200.7	1203304-002	<0.010		1.03	1.02	1.00	mg/L	103	102	1 %
		Bismuth, Dissolved	EPA 200.7	1203304-002	<1.000	M	0.649	0.806	1.00	mg/L	NC	NC	NC
		Boron, Dissolved	EPA 200.7	1203304-002	15.6	SC	17.1	17.0	1.00	mg/L	NC	NC	NC
		Cadmium, Dissolved	EPA 200.7	1203304-002	<0.010		1.03	1.02	1.00	mg/L	104	103	1 %
		Calcium, Dissolved	EPA 200.7	1203304-002	223	SC	241	256	10.0	mg/L	NC	NC	NC
		Chromium, Dissolved	EPA 200.7	1203304-002	<0.050		1.09	1.07	1.00	mg/L	105	103	2 %
		Cobalt, Dissolved	EPA 200.7	1203304-002	<0.100		1.05	1.04	1.00	mg/L	104	103	1 %
		Copper, Dissolved	EPA 200.7	1203304-002	<0.500		5.64	5.58	5.00	mg/L	112	111	1 %
		Gallium, Dissolved	EPA 200.7	1203304-002	<1.000		1.10	1.08	1.00	mg/L	105	103	2 %
		Iron, Dissolved	EPA 200.7	1203304-002	<0.100		0.925	0.918	1.00	mg/L	102	101	1 %
		Lithium, Dissolved	EPA 200.7	1203304-002	7.90		9.18	9.00	1.00	mg/L	128	110	2 %
		Magnesium, Dissolved	EPA 200.7	1203304-002	191	SC	205	199	10.0	mg/L	NC	NC	NC
		Manganese, Dissolved	EPA 200.7	1203304-002	<0.050		0.934	0.916	1.00	mg/L	105	104	2 %
		Molybdenum, Dissolved	EPA 200.7	1203304-002	1.01		2.06	2.05	1.00	mg/L	105	104	<1%
		Nickel, Dissolved	EPA 200.7	1203304-002	<0.100		5.42	5.35	5.00	mg/L	107	105	1 %
		Phosphorus, Dissolved	EPA 200.7	1203304-002	<5.000		5.99	5.96	5.00	mg/L	113	112	1 %
		Potassium, Dissolved	EPA 200.7	1203304-002	543	SC	571	557	10.0	mg/L	NC	NC	NC
		Scandium, Dissolved	EPA 200.7	1203304-002	<1.000		1.03	1.03	1.00	mg/L	103	103	<1%
		Silver, Dissolved	EPA 200.7	1203304-002	<0.050		0.104	0.106	0.090	mg/L	111	113	2 %
		Sodium, Dissolved	EPA 200.7	1203304-002	9780	SC	9750	9710	10.0	mg/L	NC	NC	NC
		Strontium, Dissolved	EPA 200.7	1203304-002	6.96	SC	7.47	7.56	1.00	mg/L	NC	NC	NC
		Tin, Dissolved	EPA 200.7	1203304-002	<1.000		0.666	0.640	1.00	mg/L	103	101	4 %
		Titanium, Dissolved	EPA 200.7	1203304-002	<1.000		1.06	1.02	1.00	mg/L	107	103	4 %
		Vanadium, Dissolved	EPA 200.7	1203304-002	0.267		1.33	1.32	1.00	mg/L	106	105	1 %
		Zinc, Dissolved	EPA 200.7	1203304-002	<0.100		1.10	1.09	1.00	mg/L	108	107	1 %
QC12031008	MS 1	Mercury, Dissolved	EPA 200.8	1203304-002	0.026200	SC	0.025500	0.027040	0.001	mg/L	NC	NC	NC
		Antimony, Dissolved	EPA 200.8	1203304-002	0.0467		0.0575	0.0587	0.010	mg/L	108	120	2 %
		Arsenic, Dissolved	EPA 200.8	1203304-002	<0.0500		0.1125	0.1107	0.050	mg/L	127	123	2 %
		Lead, Dissolved	EPA 200.8	1203304-002	<0.0100		<0.0100	<0.0100	0.010	mg/L	86	90	#Erro
		Selenium, Dissolved	EPA 200.8	1203304-002	<0.0500		0.0842	0.0821	0.050	mg/L	128	123	3 %
		Thallium, Dissolved	EPA 200.8	1203304-002	<0.0100		<0.0100	<0.0100	0.010	mg/L	83	86	#Erro
QC12031031	MS 1	Mercury, Dissolved	EPA 200.8	1203304-003	0.010100	SC	0.011930	0.013350	0.001	mg/L	NC	NC	NC
		Antimony, Dissolved	EPA 200.8	1203304-003	0.0815		0.0922	0.0891	0.010	mg/L	107	76	3 %

475 East Greg Street Suite #119
Sparks, NV 89431 (775) 355-0202
EPA Lab ID: NV00925 - ELAP No: 2523

1084 Lamoille Hwy
Elko, NV 89801 (775) 777-9933
EPA Lab ID: NV00926

3230 Polaris Ave #4
Las Vegas, NV 89102 (702) 475-8899
EPA Lab ID: NV00932

QCBatchID	QCType	Parameter	Method	Spike Sample	Sample Result		MS Result	MSD Result	Spike Value	Units	MS % Rec.	MSD % Rec.	RPD
		Arsenic, Dissolved	EPA 200.8	1203304-003	<0.2500	M	<0.2500	<0.2500	0.050	mg/L	NC	NC	NC
		Lead, Dissolved	EPA 200.8	1203304-003	<0.0100	M	<0.0100	<0.0100	0.010	mg/L	NC	NC	NC
		Selenium, Dissolved	EPA 200.8	1203304-003	<0.2500	M	<0.2500	<0.2500	0.050	mg/L	NC	NC	NC
		Thallium, Dissolved	EPA 200.8	1203304-003	<0.0100	M	<0.0100	<0.0100	0.010	mg/L	NC	NC	NC

475 East Greg Street Suite #119
Sparks, NV 89431 (775) 355-0202
EPA Lab ID: NV00925 - ELAP No: 2523

1084 Lamoille Hwy
Elko, NV 89801 (775) 777-9933
EPA Lab ID: NV00926

3230 Polaris Ave #4
Las Vegas, NV 89102 (702) 475-8899
EPA Lab ID: NV00932

WETLAB
WESTERN ENVIRONMENTAL TESTING LABORATORY
Specializing in Soil, Hazardous Waste and Water Analysis.
475 E. Greg Street #119 | Sparks, Nevada 89431
tel (775) 355-0202 | fax (775) 355-0817 | www.WETLaboratory.com

Lab Number 1203375
Report Due Date: 4/2/2012
Page 1 of 1

Client	McClelland Laboratories, Inc.
Address	1016 Greg Street
City, State & Zip	Sparks, NV 89431
Contact	Gene McClelland
Phone	775-356-1300
Collector's Name	Robert
Fax	775-356-8917
Project Name	
P.O. Number	
Project Number	3438
Email	mli@mettest.com

Turnaround Time
Standard ____ 5-Day ____ Other ____

Billing Address (if different than Client Address):
Company ____
Address ____
City, State & Zip ____
Contact ____
Phone ____
Fax ____
Email ____

Additional Information

Fax Results	Y	N	To: Client	Billing
Email Results	Y	N	To: Client	Billing
Compliance Monitoring	Y	N		
Fax Results to State EPA	Y	N		

Sample Type Codes

DW = Drinking Water
WW = Wastewater
SW = Surface Water
MW = Monitoring Well
SD = Solid
SO = Soil
HW = Hazardous Waste
OTHER: ____

Analyses Requested

SAMPLE ID/LOCATION	DATE	TIME	SAMPLE TYPE	NO. OF CONTAINERS	Profile II w/o WAD	Spl. No.
CF-11-01-B, 268.8-292 MWMP	3/19/12	9:00am	WW	2	X	1
CF-11-03, 23.9-53.2 MWMP						2
CF-11-10, 565.1-585 MWMP						3
CF-11-09, 588-628 MWMP						4
CF-11-03, 922-949.5 MWMP						5
CF-11-10-B, 1000-1035 MWMP						6
CF-11-07, 312-346.6 MWMP						7
CF-11-02, 0-27 MWMP						8
CF-11-02, 147-181 MWMP						9
CF-11-02, 367-408 MWMP						10

1203 11
375 1-

Instructions/Comments/Special Requirements:

SAMPLE RECEIPT	DATE	TIME	Samples Relinquished By	Samples Received By
Temperature 19 °C	3-19-12	15:00	[signature]	[signature]
Custody Seals Intact? Y N None				
Number of Containers 20				

WETLAB'S Standard Terms and Conditions apply unless written agreements specify otherwise. Payment terms are Net 30.

To the maximum extent permitted by law, the Client agrees to limit the liability of WETLAB for the Client's damages to the total compesation received, unless other agreements are made in writing. This limitation shall apply regardless of the cause of action or legal theory pled or asserted.

301.2E

Appendix C
Tailings Static Test Results

McClelland Laboratories Reports

New Mexico Copper Corp.
MLI Job No. 3438-01

Table . - ICP Metals Analysis Results,
Copper Flat Project - Cu Ro. Tail

	Sample
Analysis, mg/kg	Copper Flat (Cu Ro. Tail)
Ag	1.06
Al	71,400
As	4.2
Ba	740
Be	3.23
Bi	0.65
Ca	15,900
Cd	0.73
Ce	56.9
Co	8.0
Cr	16
Cs	8.28
Cu	686
Fe	25,500
Ga	20.4
Ge	0.20
Hf	1.0
Hg	0.05
In	0.040
K	49,500
La	27.7
Li	21.1
Mg	4,500
Mn	451
Mo	18.80
Na	1.64
Nb	12.4
Ni	12.4
P	600
Pb	55.8
Rb	270
Re	0.020
S (Total)	7,800
Sb	0.74
Sc	5.5
Se	3
Sn	3.7
Sr	356
Ta	0.86
Te	0.23
Th	22.3
Ti	1,770
Tl	1.78
U	6.0
V	46
W	9.8
Y	21.1
Zn	108
Zr	25.5

Chemex Report # RE11179032

New Mexico Copper Corp.
MLI Job No. 3438

Table . - ICP Metals Analysis Results,
Copper Flat Project

	Sample							
Analysis, mg/kg	CF-11-02 (227-367)	CF-11-02 (52-117)	K-spar Breccia 5+	Biotite Breccia 5+	Quartz Monzonite 5+	K-spar Breccia (0-5)	Quartz Monzonite (0-5)	Biotite Breccia (0-5)
Ag	0.51	0.60	1.35	0.66	0.69	0.61	0.55	0.79
Al	81,800	82,600	69,400	72,200	75,500	69,200	75,100	71,600
As	3.7	0.7	1.8	1.2	0.4	5.3	4.3	8.2
Ba	840	830	870	1,000	800	820	690	810
Be	3.83	3.76	2.94	2.48	3.38	2.88	3.62	2.61
Bi	0.55	0.76	0.98	0.36	0.47	0.71	0.59	0.77
Ca	16,700	15,700	14,600	11,400	12,900	12,400	14,200	14,400
Cd	0.12	0.13	0.49	0.25	0.11	0.53	0.73	0.68
Ce	70.0	81.2	46.6	80.7	68.5	67.6	76.7	59.5
Co	1.4	1.3	5.7	2.7	1.0	10.9	9.3	12.7
Cr	6	10	18	6	9	273	280	377
Cs	8.55	10.15	11.10	10.55	8.65	7.45	8.44	8.63
Cu	262	256	754	462	353	186.5	174.5	183.5
Fe	24,900	25,100	13,000	18,200	14,200	21,400	20,100	32,400
Ga	22.3	22.5	17.00	20.2	18.00	18.05	19.25	20.5
Ge	0.10	0.13	0.08	0.12	0.09	0.14	0.14	0.15
Hf	1.4	1.3	1.1	1.1	1.3	1.3	1.4	1.2
Hg	0.02	0.01	0.01	0.01	0.01	0.01	0.01	0.01
In	0.045	0.061	0.039	0.019	0.023	0.025	0.029	0.025
K	47,700	47,600	44,400	40,500	47,100	43,700	46,400	48,200
La	32.8	35.8	21.5	43.5	33.5	33.2	36.5	29.1
Li	12.3	13.7	19.5	23.5	22.1	15.7	14.2	24.6
Mg	5,600	5,400	3,700	6,800	4,400	3,400	3,400	5,400
Mn	370	347	214	384	218	258	294	423
Mo	2.45	2.56	64.3	11.15	31.5	32.1	31.9	47.3
Na	28,600	25,500	16,000	14,700	19,700	14,800	18,500	13,100
Nb	13.6	13.2	9.6	10.1	11.7	10.9	13.9	10.9
Ni	3.8	3.4	6	4.9	4.6	171.0	180.5	236
P	940	900	430	950	510	470	520	560
Pb	12.8	14.4	44.7	12.4	11.2	19.3	25.6	31.1
Rb	283	308	249	217	274	231	280	261
Re	0.002	0.002	0.076	0.014	0.042	0.024	0.022	0.034
S (Total)	500	600	3,600	1,700	800	8,900	7,200	10,500
Sb	0.20	0.16	0.33	0.32	0.30	0.29	0.53	0.47
Sc	6.0	7.4	3.9	5.3	4.2	4.2	4.7	5.7
Se	1	2	2	2	2	3	3	3
Sn	6.3	6.3	4.2	2.3	3.2	3.2	3.9	2.8
Sr	781	733	337	351	474	362	416	325
Ta	0.94	0.80	0.65	0.70	0.85	0.78	0.97	0.76
Te	0.17	0.19	0.22	0.08	0.10	0.18	0.20	0.17
Th	13.8	14.4	18.5	19.7	19.4	18.5	22.5	23.5
Ti	2,700	2,610	1,330	1,660	1,680	1,440	1,670	1,660
Tl	1.85	1.88	1.28	1.77	1.51	1.57	1.64	1.59
U	4.7	4.5	6.1	5.0	5.3	5.2	6.1	6.7
V	56	57	28	45	33	39	33	61
W	19.0	21.3	11.6	6.9	9.9	9.9	10.0	9.7
Y	29.2	33.0	16.8	20.5	23.3	19.3	24.0	19.6
Zn	33	37	75	48	31	76	101	106
Zr	23.4	22.4	32.8	32.0	31.5	35.1	33.7	33.3

Chemex Report # RE12135747

Table . - ICP Metals Analysis Results,
Copper Flat Project

	Sample		
Analysis, mg/kg	Whole Tailings	Tailings Cyclone Underflow	Tailings Cyclone Overflow
Ag	0.43	26.6	0.40
Al	73,100	78,600	80,200
As	5.0	4.4	2.8
Ba	780	810	750
Be	3.41	3.94	4.25
Bi	0.52	0.54	0.47
Ca	13,800	15,600	17,500
Cd	0.51	0.48	0.27
Ce	65.5	72.2	67.5
Co	8.9	9.1	3.5
Cr	8	8	11
Cs	8.20	7.64	8.76
Cu	122.0	149.0	113.5
Fe	21,800	24,900	20,700
Ga	20.1	21.5	22.5
Ge	0.22	0.15	0.19
Hf	1.2	1.3	1.2
Hg	0.02	0.24	0.02
In	0.023	0.024	0.027
K	50,400	53,800	52,300
La	34.1	38.9	35.7
Li	16.8	19.8	23.6
Mg	3,600	4,000	4,800
Mn	288	324	361
Mo	6.71	6.89	6.40
Na	18,000	18,700	18,000
Nb	12.0	12.6	11.6
Ni	5.6	7.3	7.9
P	540	590	590
Pb	18.5	21.3	21.5
Rb	278	317	318
Re	0.017	0.017	0.020
S (Total)	8,100	8,200	2,100
Sb	0.35	0.32	0.37
Sc	4.2	4.9	5.4
Se	3	3	2
Sn	3.4	3.6	3.8
Sr	402	417	401
Ta	0.82	0.97	0.88
Te	0.18	0.19	0.12
Th	18.4	20.8	22.2
Ti	1,600	1,700	1,680
Tl	1.69	1.83	1.77
U	5.3	6.5	6.7
V	35	36	41
W	8.8	9	8.9
Y	19.7	23.8	22.8
Zn	70	78	52
Zr	29.9	34.0	30.1

Chemex Report # RE12225894

New Mexico Copper Corp.
MLI Job No. 3438-01

Table . - Modified Acid/Base Accounting (Mod ABA) Static ARD Potential Test Results,
Copper Flat Project - Cu Ro. Tail

Sample	Paste	Sulfur, weight percent (as S)									NAG	NAG pH, kg H_2SO_4/T	
I.D.	pH	Total	SO_4	Pyritic $S^{=}$	Non-Ext S	Non Sulfate S	AGP[1)]	ANP	NNP	Ratio	pH	@ 4.5	@ 7
Copper Flat (Cu Ro. Tail)	8.12	0.82	0.21	0.61	<0.01	0.61	19.1	32.5	13.4	1.70	9.23	0.00	0.00

1) AGP based on Pyritic $S^{=}$ content (%$S^{=}$ x 31.25). AGP, ANP and NNP in units of tons $CaCO_3$ equivalents per 1000 tons of solids.

SVL Report # W1I0199

New Mexico Copper Corp.
MLI Job No. 3438

Table . - Modified Acid/Base Accounting (Mod ABA) Static ARD Potential Test Results, Flotation Tailings, Copper Flat Samples

Sample	Paste	Sulfur, weight percent (as S)									Sulfur, weight percent (as S) - HCl Wash		
I.D.	pH	Total	SO_4	Pyritic $S^{=}$	Non-Ext S	Non Sulfate S	AGP[1)]	ANP	NNP	Ratio	SO4	Pyritic S=	Non Sulfate S
CF-11-02 (227-367)	8.50	0.04	0.03	0.02	<0.01	0.02	0.6	20.6	20.0	34.33	0.02	0.03	0.03
CF-11-02 (52-117)	8.37	0.07	0.04	0.03	<0.01	0.03	0.9	24.7	23.8	27.44	0.03	0.04	0.04
K-SPAR BRECCIA 5+ COMP	8.28	0.38	0.08	0.26	0.03	0.29	8.1	34.5	26.4	4.26	0.15	0.19	0.22
BIOTITE BRECCIA 5+ COMP	8.49	0.28	0.06	0.20	0.02	0.22	6.3	30.9	24.6	4.90	0.12	0.14	0.16
QUARTZ MONZONITE 5+ COMP	8.33	0.07	0.03	0.03	0.02	0.04	0.9	25.3	24.4	28.11	0.04	0.02	0.03
K-SPAR BRECCIA (0-5) COMP	8.07	0.92	0.19	0.72	0.02	0.74	22.5	29.4	6.9	1.31	0.38	0.53	0.54
QUARTZ MONZONITE (0-5) COMP	7.89	0.72	0.14	0.57	0.01	0.59	17.8	30.9	13.1	1.74	0.30	0.41	0.42
BIOTITE BRECCIA (0-5) COMP	8.00	1.02	0.44	0.56	0.02	0.58	17.5	30.9	13.4	1.77	0.61	0.39	0.41

1) AGP based on Pyritic $S^{=}$ content ($\%S^{=}$ x 31.25). AGP, ANP and NNP in units of tons $CaCO_3$ equivalents per 1000 tons of solids.

SVL Report # W2F0447

Mr. Steve Raugust / **New Mexico Copper Corp.**
MLI Job No. 3438

Table . - Modified Acid/Base Accounting (Mod ABA) Static ARD Potential Test Results,
Flotation Tailings, Copper Flat Samples

Sample	Paste	Sulfur, weight percent (as S)									NAG	NAG pH, kg H_2SO_4/T		Sulfur, weight percent (as S) - HCl Wash		
I.D.	pH	Total	SO_4	Pyritic $S^{=}$	Non-Ext S	Non Sulfate S	AGP[1)]	ANP	NNP	Ratio	pH	@ 4.5	@ 7	SO4	Pyritic S=	Non Sulfate S
WHOLE TAILINGS	7.98	0.71	0.30	0.41	<0.01	0.41	12.8	34.0	21.2	2.66	8.41	<0.1	<0.1	0.20	0.51	0.51
TAILINGS CYCLONE UNDERFLOW	8.11	0.73	0.27	0.46	<0.01	0.46	14.4	33.5	19.1	2.33	8.41	<0.1	<0.1	0.12	0.61	0.61
TAILINGS CYCLONE OVERFLOW	8.00	0.20	0.09	0.10	<0.01	0.10	3.1	39.0	35.9	12.58	8.41	<0.1	<0.1	0.05	0.15	0.15

1) AGP based on Pyritic $S^{=}$ content (%$S^{=}$ x 31.25). AGP, ANP and NNP in units of tons $CaCO_3$ equivalents per 1000 tons of solids.

SVL Report # W2K0123

Table . - Profile II Analytical Results, SPLP Extracts,
Copper Flat Project

	Extract		
Analysis, mg/L	Whole Tails	Overflow	Underflow (103-92557-010)
Alkalinity, $CaCO_3$	36	34	27
CO_3, $CaCO_3$	7.2	13	6.9
HCO_3	29	15	18
Aluminum	0.1	0.1	0.1
Antimony	<0.0025	<0.0025	<0.0025
Arsenic	<0.0050	<0.0050	<0.0050
Barium	0.08	0.08	0.07
Beryllium	<0.0010	<0.0010	<0.0010
Bismuth	<0.10	<0.10	<0.10
Boron	<0.1	<0.1	<0.1
Cadmium	<0.0010	<0.0010	<0.0010
Calcium	8.2	8.8	7.6
Chloride	1.3	1.6	<1.0
Chromium	<0.0050	<0.0050	<0.0050
Cobalt	<0.01	<0.01	<0.01
Copper	<0.05	<0.05	<0.05
Cyanate	2.4	3.3	4.8
Cyanide, Total	<0.010	<0.010	<0.010
Cyanide, WAD	<0.010	<0.010	<0.010
Fluoride	0.54	0.68	0.58
Gallium	<0.10	<0.10	<0.10
Iron	<0.1	<0.1	<0.1
Lead	<0.0025	<0.0025	<0.0025
Lithium	<0.10	<0.10	<0.10
Magnesium	0.6	0.6	0.5
Manganese	<0.0050	<0.0050	<0.0050
Mercury	<0.0001	<0.0001	<0.0001
Molybdenum	0.01	0.01	<0.01
Nickel	<0.01	<0.01	<0.01
Nitrate/Nitrite as N	0.10	0.12	<0.10
pH, stu	8.99	9.09	8.92
Phosphorus	<0.5	<0.5	<0.5
Potassium	2.2	3.4	2.5
Scandium	<0.10	<0.10	<0.10
Selenium	<0.0050	<0.0050	<0.0050
Silver	<0.0050	<0.0050	<0.0050
Sodium	8.1	7.8	6.4
Strontium	0.1	0.1	0.1
Sulfate	6.4	8.4	5.8
Thallium	<0.0010	<0.0010	<0.0010
Thiocyanate	2.8	6.5	7.4
Tin	<0.10	<0.10	<0.10
Titanium	<0.10	<0.10	<0.10
Total Dissolved Solids	40	60	46
Vanadium	<0.01	<0.01	<0.01
Zinc	<0.050	<0.050	<0.050

WET Lab Report # 1211511

Chemex Laboratory Reports

ALS USA Inc.
4977 Energy Way
Reno NV 89502
Phone: 775 356 5395 Fax: 775 355 0179 www.alsglobal.com

To: MCCLELLAND LABS
1016 GREG ST
SPARKS NV 89431

Finalized Date: 1- NOV- 2011
Account: EIM

Project: 3438

CERTIFICATE OF ANALYSIS RE11179032

Sample Description	Method Analyte Units LOR	WEI- 21 Recvd Wt. kg 0.02	ME- MS61 Ag ppm 0.01	ME- MS61 Al % 0.01	ME- MS61 As ppm 0.2	ME- MS61 Ba ppm 10	ME- MS61 Be ppm 0.05	ME- MS61 Bi ppm 0.01	ME- MS61 Ca % 0.01	ME- MS61 Cd ppm 0.02	ME- MS61 Ce ppm 0.01	ME- MS61 Co ppm 0.1	ME- MS61 Cr ppm 1	ME- MS61 Cs ppm 0.05	ME- MS61 Cu ppm 0.2	ME- MS61 Fe % 0.01
3438- 01- Copper Flat		0.14	1.06	7.14	4.2	740	3.23	0.65	1.59	0.73	56.9	8.0	16	8.28	686	2.55

***** See Appendix Page for comments regarding this certificate *****

ALS USA Inc.
4977 Energy Way
Reno NV 89502
Phone: 775 356 5395 Fax: 775 355 0179 www.alsglobal.com

To: MCCLELLAND LABS
1016 GREG ST
SPARKS NV 89431

Finalized Date: 1- NOV- 2011
Account: EIM

Project: 3438

CERTIFICATE OF ANALYSIS RE11179032

Sample Description	Method Analyte Units LOR	ME- MS61 Ga ppm 0.05	ME- MS61 Ge ppm 0.05	ME- MS61 Hf ppm 0.1	Hg- CV41 Hg ppm 0.01	ME- MS61 In ppm 0.005	ME- MS61 K % 0.01	ME- MS61 La ppm 0.5	ME- MS61 Li ppm 0.2	ME- MS61 Mg % 0.01	ME- MS61 Mn ppm 5	ME- MS61 Mo ppm 0.05	ME- MS61 Na % 0.01	ME- MS61 Nb ppm 0.1	ME- MS61 Ni ppm 0.2	ME- MS61 P ppm 10
3438- 01- Copper Flat		20.4	0.20	1.0	0.05	0.040	4.95	27.7	21.1	0.45	451	18.80	1.64	12.4	12.4	600

***** See Appendix Page for comments regarding this certificate *****

ALS USA Inc.
4977 Energy Way
Reno NV 89502
Phone: 775 356 5395 Fax: 775 355 0179 www.alsglobal.com

To: MCCLELLAND LABS
1016 GREG ST
SPARKS NV 89431

Finalized Date: 1- NOV- 2011
Account: EIM

Project: 3438

CERTIFICATE OF ANALYSIS RE11179032

Sample Description	Method	ME- MS61	ME- MS61	ME- MS61	ME- MS61	ME- MS61	ME- MS61	ME- MS61	ME- MS61	ME- MS61	ME- MS61	ME- MS61	ME- MS61	ME- MS61	ME- MS61	ME- MS61
	Analyte	Pb	Rb	Re	S	Sb	Sc	Se	Sn	Sr	Ta	Te	Th	Ti	Tl	U
	Units	ppm	ppm	ppm	%	ppm	ppm	ppm	ppm	ppm	ppm	ppm	ppm	%	ppm	ppm
	LOR	0.5	0.1	0.002	0.01	0.05	0.1	1	0.2	0.2	0.05	0.05	0.2	0.005	0.02	0.1
3438- 01- Copper Flat		55.8	270	0.020	0.78	0.74	5.5	3	3.7	356	0.86	0.23	22.3	0.177	1.78	6.0

***** See Appendix Page for comments regarding this certificate *****

ALS USA Inc.
4977 Energy Way
Reno NV 89502
Phone: 775 356 5395 Fax: 775 355 0179 www.alsglobal.com

To: MCCLELLAND LABS
1016 GREG ST
SPARKS NV 89431

Finalized Date: 1- NOV- 2011
Account: EIM

Project: 3438

CERTIFICATE OF ANALYSIS RE11179032

Sample Description	Method Analyte Units LOR	ME- MS61 V ppm 1	ME- MS61 W ppm 0.1	ME- MS61 Y ppm 0.1	ME- MS61 Zn ppm 2	ME- MS61 Zr ppm 0.5
3438- 01- Copper Flat		46	9.8	21.1	108	25.5

***** See Appendix Page for comments regarding this certificate *****

ALS USA Inc.
4977 Energy Way
Reno NV 89502
Phone: 775 356 5395 Fax: 775 355 0179 www.alsglobal.com

To: MCCLELLAND LABS
1016 GREG ST
SPARKS NV 89431

Page: Appendix 1
Total # Appendix Pages: 1
Finalized Date: 1- NOV- 2011
Account: EIM

Project: 3438

CERTIFICATE OF ANALYSIS RE11179032

Method	CERTIFICATE COMMENTS
ME- MS61	REE's may not be totally soluble in this method.

ALS USA Inc.
4977 Energy Way
Reno NV 89502
Phone: 775 356 5395 Fax: 775 355 0179 www.alsglobal.com

To: MCCLELLAND LABS
1016 GREG ST
SPARKS NV 89431

Finalized Date: 24- JUN- 2012
Account: EIM

CERTIFICATE RE12135747

Project: 3438

P.O. No.:

This report is for 8 Crushed Rock samples submitted to our lab in Reno, NV, USA on 15- JUN- 2012.

The following have access to data associated with this certificate:

CHRISTINE DEBURLE	JACK MCPARTLAND	

SAMPLE PREPARATION

ALS CODE	DESCRIPTION
WEI- 21	Received Sample Weight
PUL- QC	Pulverizing QC Test
LOG- 22	Sample login - Rcd w/o BarCode
PUL- 31	Pulverize split to 85% < 75 um

ANALYTICAL PROCEDURES

ALS CODE	DESCRIPTION	INSTRUMENT
Hg- CV41	Trace Hg - cold vapor/AAS	FIMS
ME- MS61	48 element four acid ICP- MS	

The results of this assay were based solely upon the content of the sample submitted. Any decision to invest should be made only after the potential investment value of the claim 'or deposit has been determined based on the results of assays of multiple samples of geological materials collected by the prospective investor or by a qualified person selected by him/her and based on an evaluation of all engineering data which is available concerning any proposed project. Statement required by Nevada State Law NRS 519

To: MCCLELLAND LABS
ATTN: JACK MCPARTLAND
1016 GREG ST
SPARKS NV 89431

This is the Final Report and supersedes any preliminary report with this certificate number. Results apply to samples as submitted. All pages of this report have been checked and approved for release.

***** See Appendix Page for comments regarding this certificate *****

Signature:

Colin Ramshaw, Vancouver Laboratory Manager

ALS USA Inc.
4977 Energy Way
Reno NV 89502
Phone: 775 356 5395 Fax: 775 355 0179 www.alsglobal.com

To: MCCLELLAND LABS
1016 GREG ST
SPARKS NV 89431

Finalized Date: 24- JUN- 2012
Account: EIM

Project: 3438

CERTIFICATE OF ANALYSIS RE12135747

Sample Description	Method Analyte Units LOR	WEI- 21 Recvd Wt. kg 0.02	ME- MS61 Ag ppm 0.01	ME- MS61 Al % 0.01	ME- MS61 As ppm 0.2	ME- MS61 Ba ppm 10	ME- MS61 Be ppm 0.05	ME- MS61 Bi ppm 0.01	ME- MS61 Ca % 0.01	ME- MS61 Cd ppm 0.02	ME- MS61 Ce ppm 0.01	ME- MS61 Co ppm 0.1	ME- MS61 Cr ppm 1	ME- MS61 Cs ppm 0.05	ME- MS61 Cu ppm 0.2	ME- MS61 Fe % 0.01
3438- CF- 11- 02 (227- 367)		0.26	0.51	8.18	3.7	840	3.83	0.55	1.67	0.12	70.0	1.4	6	8.55	262	2.49
3438- CF- 11- 02 (52- 117)		0.27	0.60	8.26	0.7	830	3.76	0.76	1.57	0.13	81.2	1.3	10	10.15	256	2.51
3438- K- spar Breccia 5+ Comp		0.30	1.35	6.94	1.8	870	2.94	0.98	1.46	0.49	46.6	5.7	18	11.10	754	1.30
3438- Biotite Breccia 5+ Comp		0.27	0.66	7.22	1.2	1000	2.48	0.36	1.14	0.25	80.7	2.7	6	10.55	462	1.82
3438- Quartz Monzonite 5+ Comp		0.28	0.69	7.55	0.4	800	3.38	0.47	1.29	0.11	68.5	1.0	9	8.65	353	1.42
3438- K- spar Breccia (0- 5) Comp		0.28	0.61	6.92	5.3	820	2.88	0.71	1.24	0.53	67.6	10.9	273	7.45	186.5	2.14
3438- Quartz Monzonite (0- 5) Comp		0.28	0.55	7.51	4.3	690	3.62	0.59	1.42	0.73	76.7	9.3	280	8.44	174.5	2.01
3438- Biotite Breccia (0- 5) Comp		0.27	0.79	7.16	8.2	810	2.61	0.77	1.44	0.68	59.5	12.7	377	8.63	183.5	3.24

***** See Appendix Page for comments regarding this certificate *****

ALS USA Inc.
4977 Energy Way
Reno NV 89502
Phone: 775 356 5395 Fax: 775 355 0179 www.alsglobal.com

To: MCCLELLAND LABS
1016 GREG ST
SPARKS NV 89431

Finalized Date: 24- JUN- 2012
Account: EIM

Project: 3438

CERTIFICATE OF ANALYSIS RE12135747

Sample Description / Method / Analyte / Units / LOR	ME- MS61 Ga ppm 0.05	ME- MS61 Ge ppm 0.05	ME- MS61 Hf ppm 0.1	Hg- CV41 Hg ppm 0.01	ME- MS61 In ppm 0.005	ME- MS61 K % 0.01	ME- MS61 La ppm 0.5	ME- MS61 Li ppm 0.2	ME- MS61 Mg % 0.01	ME- MS61 Mn ppm 5	ME- MS61 Mo ppm 0.05	ME- MS61 Na % 0.01	ME- MS61 Nb ppm 0.1	ME- MS61 Ni ppm 0.2	ME- MS61 P ppm 10
3438- CF- 11- 02 (227- 367)	22.3	0.10	1.4	0.02	0.045	4.77	32.8	12.3	0.56	370	2.45	2.86	13.6	3.8	940
3438- CF- 11- 02 (52- 117)	22.5	0.13	1.3	0.01	0.061	4.76	35.8	13.7	0.54	347	2.56	2.55	13.2	3.4	900
3438- K- spar Breccia S+ Comp	17.00	0.08	1.1	0.01	0.039	4.44	21.5	19.5	0.37	214	64.3	1.60	9.6	6.0	430
3438- Biotite Breccia S+ Comp	20.2	0.12	1.1	0.01	0.019	4.05	43.5	23.5	0.68	384	11.15	1.47	10.1	4.9	950
3438- Quartz Monzonite S+ Comp	18.00	0.09	1.3	0.01	0.023	4.71	33.5	22.1	0.44	218	31.5	1.97	11.7	4.6	510
3438- K- spar Breccia (0- 5) Comp	18.05	0.14	1.3	0.01	0.025	4.37	33.2	15.7	0.34	258	32.1	1.48	10.9	171.0	470
3438- Quartz Monzonite (0- 5) Comp	19.25	0.14	1.4	0.01	0.029	4.64	36.5	14.2	0.34	294	31.9	1.85	13.9	180.5	520
3438- Biotite Breccia (0- 5) Comp	20.5	0.15	1.2	0.01	0.025	4.82	29.1	24.6	0.54	423	47.3	1.31	10.9	236	560

***** See Appendix Page for comments regarding this certificate *****

ALS USA Inc.
4977 Energy Way
Reno NV 89502
Phone: 775 356 5395 Fax: 775 355 0179 www.alsglobal.com

To: MCCLELLAND LABS
1016 GREG ST
SPARKS NV 89431

Finalized Date: 24- JUN- 2012
Account: EIM

Project: 3438

CERTIFICATE OF ANALYSIS RE12135747

Sample Description	Method	ME- MS61	ME- MS61	ME- MS61	ME- MS61	ME- MS61	ME- MS61	ME- MS61	ME- MS61	ME- MS61	ME- MS61	ME- MS61	ME- MS61	ME- MS61	ME- MS61	ME- MS61
	Analyte	Pb	Rb	Re	S	Sb	Sc	Se	Sn	Sr	Ta	Te	Th	Ti	Tl	U
	Units	ppm	ppm	ppm	%	ppm	ppm	ppm	ppm	ppm	ppm	ppm	ppm	%	ppm	ppm
	LOR	0.5	0.1	0.002	0.01	0.05	0.1	1	0.2	0.2	0.05	0.05	0.2	0.005	0.02	0.1
3438- CF- 11- 02 (227- 367)		12.8	283	0.002	0.05	0.20	6.0	1	6.3	781	0.94	0.17	13.8	0.270	1.85	4.7
3438- CF- 11- 02 (52- 117)		14.4	308	0.002	0.06	0.16	7.4	2	6.3	733	0.80	0.19	14.4	0.261	1.88	4.5
3438- K- spar Breccia 5+ Comp		44.7	249	0.076	0.36	0.33	3.9	2	4.2	337	0.65	0.22	18.5	0.133	1.28	6.1
3438- Biotite Breccia 5+ Comp		12.4	217	0.014	0.17	0.32	5.3	2	2.3	351	0.70	0.08	19.7	0.166	1.77	5.0
3438- Quartz Monzonite 5+ Comp		11.2	274	0.042	0.08	0.30	4.2	2	3.2	474	0.85	0.10	19.4	0.168	1.51	5.3
3438- K- spar Breccia (0- 5) Comp		19.3	231	0.024	0.89	0.29	4.2	3	3.2	362	0.78	0.18	18.5	0.144	1.57	5.2
3438- Quartz Monzonite (0- 5) Comp		25.6	280	0.022	0.72	0.53	4.7	3	3.9	416	0.97	0.20	22.5	0.167	1.64	6.1
3438- Biotite Breccia (0- 5) Comp		31.1	261	0.034	1.05	0.47	5.7	3	2.8	325	0.76	0.17	23.5	0.166	1.59	6.7

***** See Appendix Page for comments regarding this certificate *****

ALS USA Inc.
4977 Energy Way
Reno NV 89502
Phone: 775 356 5395 Fax: 775 355 0179 www.alsglobal.com

To: MCCLELLAND LABS
1016 GREG ST
SPARKS NV 89431

Finalized Date: 24- JUN- 2012
Account: EIM

Project: 3438

CERTIFICATE OF ANALYSIS RE12135747

Sample Description / Method / Analyte / Units / LOR	ME- MS61 V ppm 1	ME- MS61 W ppm 0.1	ME- MS61 Y ppm 0.1	ME- MS61 Zn ppm 2	ME- MS61 Zr ppm 0.5
3438- CF- 11- 02 (227- 367)	56	19.0	29.2	33	23.4
3438- CF- 11- 02 (52- 117)	57	21.3	33.0	37	22.4
3438- K- spar Breccia 5+ Comp	28	11.6	16.8	75	32.8
3438- Biotite Breccia 5+ Comp	45	6.9	20.5	48	32.0
3438- Quartz Monzonite 5+ Comp	33	9.9	23.3	31	31.5
3438- K- spar Breccia (0- 5) Comp	39	9.9	19.3	76	35.1
3438- Quartz Monzonite (0- 5) Comp	33	10.0	24.0	101	33.7
3438- Biotite Breccia (0- 5) Comp	61	9.7	19.6	106	33.3

***** See Appendix Page for comments regarding this certificate *****

ALS USA Inc.
4977 Energy Way
Reno NV 89502
Phone: 775 356 5395 Fax: 775 355 0179 www.alsglobal.com

To: MCCLELLAND LABS
1016 GREG ST
SPARKS NV 89431

Finalized Date: 24- JUN- 2012
Account: EIM

Project: 3438

CERTIFICATE OF ANALYSIS RE12135747

Method	CERTIFICATE COMMENTS
ME- MS61	REE's may not be totally soluble in this method.

SVL Laboratories Reports

One Government Gulch - PO Box 929 Kellogg ID 83837-0929 (208) 784-1258 Fax (208) 783-0891

McClelland Laboratories Inc
1016 Greg Street
Sparks, NV 89431

Project Name: MLI: 3438-01
Work Order: **W1I0199**
Reported: 22-Sep-11 16:48

ANALYTICAL REPORT FOR SAMPLES

Sample ID	Laboratory ID	Matrix	Date Sampled	Date Received
COPPER FLAT	W1I0199-01	Soil	06-Sep-11 09:00	08-Sep-2011

Solid samples are analyzed on an as-received, wet-weight basis, unless otherwise requested. Non-Detects are reported at the MDL.
Sample preparation is defined by the client as per their Data Quality Objectives.
This report supercedes any previous reports for this Work Order. The complete report includes pages for each sample, a full QC report, and a notes section.
The results presented in this report relate only to the samples, and meet all requirements of the NELAC Standards unless otherwise noted.

Case Narrative

Nevada does not accredit for NAG, NCV, ABA and Sulfur Forms. HCl wash added per NDEP directive.

One Government Gulch - PO Box 929 Kellogg ID 83837-0929 (208) 784-1258 Fax (208) 783-0891

McClelland Laboratories Inc
1016 Greg Street
Sparks, NV 89431

Project Name: MLI: 3438-01
Work Order: **W1I0199**
Reported: 22-Sep-11 16:48

Client Sample ID: **COPPER FLAT**
SVL Sample ID: **W1I0199-01 (Soil)**

Sampled: 06-Sep-11 09:00
Received: 08-Sep-11
Sampled By:

Method	Analyte	Result	Units	RL	MDL	Dilution	Batch	Analyst	Analyzed	Notes
Acid/Base Accounting & Sulfur Forms										
Modified Sobek	**ABA**	13.6	TCaCO3/kT	0.3			N/A		09/15/11 13:03	
Modified Sobek	**AGP**	19.0	TCaCO3/kT	0.3			N/A		09/14/11 14:29	
Modified Sobek	**ANP**	32.5	TCaCO3/kT	0.3	0.1		W137293	HJG	09/15/11 13:03	
Modified Sobek	Non-extractable Sulfur	< 0.01	%	0.01	0.004		W137293	HJG	09/14/11 14:29	
Modified Sobek	**Non-Sulfate Sulfur**	0.61	%	0.01	0.004		W137293	HJG	09/14/11 12:13	
Modified Sobek	**Pyritic Sulfur**	0.61	%	0.01			N/A		09/14/11 14:29	
Modified Sobek	**Sulfate Sulfur**	0.21	%	0.01			N/A		09/14/11 12:13	
Modified Sobek	**Total Sulfur**	0.82	%	0.01	0.004		W137293	HJG	09/13/11 11:52	
Acid/Base Accounting & Sulfur Forms (HCl Wash)										
Modified Sobek	**ABA-HCl**	14.5	TCaCO3/kT	0.3			N/A		09/15/11 13:03	
Modified Sobek	**AGP-HCl**	18.0	TCaCO3/kT	0.3			N/A		09/14/11 16:17	
Modified Sobek	Non-extractable Sulfur	< 0.01	%	0.01	0.004		W137293	HJG	09/14/11 14:29	
Modified Sobek	**Non-Sulfate Sulfur-HCl**	0.58	%	0.01	0.004		W137293	HJG	09/14/11 16:17	
Modified Sobek	**Pyritic Sulfur-HCl**	0.58	%	0.01			N/A		09/14/11 16:17	
Modified Sobek	**Sulfate Sulfur-HCl**	0.24	%	0.01			N/A		09/14/11 16:17	
Modified Sobek	**Total Sulfur**	0.82	%	0.01	0.004		W137293	HJG	09/13/11 11:52	
Classical Chemistry Parameters										
Handbook 60	**Paste pH @20.0°C**	8.12	pH Units				W138206	MAD	09/20/11 14:01	
NAG	**NAG pH @21.5°C**	9.23	pH Units				W139091	AGF	09/21/11 16:26	
NAG	NAG@pH 4.5	0.00	kg H2SO4/T				W139091	AGF	09/21/11 16:26	
NAG	NAG@pH 7	0.00	kg H2SO4/T				W139091	AGF	09/21/11 16:26	

This data has been reviewed for accuracy and has been authorized for release by the Laboratory Director or designee.



John Kern
Laboratory Director

One Government Gulch - PO Box 929 Kellogg ID 83837-0929 (208) 784-1258 Fax (208) 783-0891

McClelland Laboratories Inc
1016 Greg Street
Sparks, NV 89431

Project Name: MLI: 3438-01
Work Order: **W1I0199**
Reported: 22-Sep-11 16:48

Quality Control - BLANK Data

Method	Analyte	Units	Result	MDL	MRL	Batch ID	Analyzed	Notes
Acid/Base Accounting & Sulfur Forms								
Modified Sobek	ANP	TCaCO3/kT	<0.3	0.1	0.3	W137293	15-Sep-11	
Modified Sobek	Non-Sulfate Sulfur	%	<0.01	0.004	0.01	W137293	14-Sep-11	
Modified Sobek	Non-Sulfate Sulfur	%	<0.01	0.004	0.01	W137293	16-Sep-11	
Modified Sobek	Total Sulfur	%	<0.01	0.004	0.01	W137293	13-Sep-11	
Modified Sobek	Non-extractable Sulfur	%	<0.01	0.004	0.01	W137293	14-Sep-11	
Modified Sobek	Non-extractable Sulfur	%	<0.01	0.004	0.01	W137293	16-Sep-11	
Acid/Base Accounting & Sulfur Forms (HCl Wash)								
Modified Sobek	Non-Sulfate Sulfur-HCl	%	<0.01	0.004	0.01	W137293	14-Sep-11	
Modified Sobek	Non-Sulfate Sulfur-HCl	%	<0.01	0.004	0.01	W137293	16-Sep-11	
Modified Sobek	Total Sulfur	%	<0.01	0.004	0.01	W137293	13-Sep-11	
Modified Sobek	Non-extractable Sulfur	%	<0.01	0.004	0.01	W137293	14-Sep-11	
Modified Sobek	Non-extractable Sulfur	%	<0.01	0.004	0.01	W137293	16-Sep-11	

Quality Control - LABORATORY CONTROL SAMPLE Data

Method	Analyte	Units	LCS Result	LCS True	% Rec.	Acceptance Limits	Batch ID	Analyzed	Notes
Acid/Base Accounting & Sulfur Forms									
Modified Sobek	ANP	TCaCO3/kT	35.4	33.2	107	80 - 120	W137293	15-Sep-11	
Modified Sobek	Total Sulfur	%	0.98	0.942	104	80 - 120	W137293	13-Sep-11	
Acid/Base Accounting & Sulfur Forms (HCl Wash)									
Modified Sobek	Total Sulfur	%	0.98	0.942	104	80 - 120	W137293	13-Sep-11	
Classical Chemistry Parameters									
Handbook 60	Paste pH	pH Units	8.19	8.18	100	93.7 - 106.3	W138206	20-Sep-11	

Quality Control - DUPLICATE Data

Method	Analyte	Units	Duplicate Result	Sample Result	RPD	RPD Limit	Batch ID	Analyzed	Notes
Acid/Base Accounting & Sulfur Forms									
Modified Sobek	ANP	TCaCO3/kT	88.7	85.4	3.8	20	W137293	15-Sep-11	
Modified Sobek	Non-Sulfate Sulfur	%	2.64	2.92	10.1	20	W137293	14-Sep-11	
Modified Sobek	Non-Sulfate Sulfur	%	7.10	7.10	0.0	20	W137293	16-Sep-11	D2
Modified Sobek	Total Sulfur	%	3.01	2.97	1.3	20	W137293	13-Sep-11	
Modified Sobek	Non-extractable Sulfur	%	0.04	0.04	2.2	20	W137293	14-Sep-11	
Modified Sobek	Non-extractable Sulfur	%	4.94	4.48	9.8	20	W137293	16-Sep-11	D2
Acid/Base Accounting & Sulfur Forms (HCl Wash)									
Modified Sobek	Non-Sulfate Sulfur-HCl	%	2.55	2.34	8.6	20	W137293	14-Sep-11	

One Government Gulch - PO Box 929 Kellogg ID 83837-0929 (208) 784-1258 Fax (208) 783-0891

McClelland Laboratories Inc
1016 Greg Street
Sparks, NV 89431

Project Name: MLI: 3438-01
Work Order: **W1I0199**
Reported: 22-Sep-11 16:48

Quality Control - DUPLICATE Data (Continued)

Method	Analyte	Units	Duplicate Result	Sample Result	RPD	RPD Limit	Batch ID	Analyzed	Notes
Acid/Base Accounting & Sulfur Forms (HCl Wash) (Continued)									
Modified Sobek	Non-Sulfate Sulfur-HCl	%	<0.05	5.15	UDL	20	W137293	16-Sep-11	D2,R2
Modified Sobek	Total Sulfur	%	3.01	2.97	1.3	20	W137293	13-Sep-11	
Modified Sobek	Non-extractable Sulfur	%	0.04	0.04	2.2	20	W137293	14-Sep-11	
Modified Sobek	Non-extractable Sulfur	%	4.94	4.48	9.8	20	W137293	16-Sep-11	D2
Classical Chemistry Parameters									
Handbook 60	Paste pH	pH Units	8.02	8.04	0.2	20	W138206	20-Sep-11	
NAG	NAG pH	pH Units	2.32	2.26	2.6	20	W139091	21-Sep-11	
NAG	NAG@pH 4.5	kg H2SO4/T	52.3	59.4	12.7	20	W139091	21-Sep-11	
NAG	NAG@pH 7	kg H2SO4/T	9.39	10.2	7.8	20	W139091	21-Sep-11	

Notes and Definitions

D2	Sample required dilution due to high concentration of target analyte.
R2	RPD exceeded the laboratory acceptance limit.
LCS	Laboratory Control Sample (Blank Spike)
RPD	Relative Percent Difference
UDL	A result is less than the detection limit
R > 4S	% recovery not applicable, sample concentration more than four times greater than spike level
<RL	A result is less than the reporting limit
MRL	Method Reporting Limit
MDL	Method Detection Limit
N/A	Not Applicable

One Government Gulch - PO Box 929 Kellogg ID 83837-0929 (208) 784-1258 Fax (208) 783-0891

McClelland Laboratories Inc
1016 Greg Street
Sparks, NV 89431

Project Name: MLI: 3438
Work Order: **W2F0447**
Reported: 02-Jul-12 14:54

ANALYTICAL REPORT FOR SAMPLES

Sample ID	Laboratory ID	Matrix	Date Sampled	Sampled By	Date Received
CF-11-02 (227-367)	W2F0447-01	Soil	15-Jun-12 09:00	TJ	19-Jun-2012
CF-11-02 (52-117)	W2F0447-02	Soil	15-Jun-12 09:00	TJ	19-Jun-2012
K-SPAR BRECCIA 5+ COMP	W2F0447-03	Soil	15-Jun-12 09:00	TJ	19-Jun-2012
BIOTITE BRECCIA 5+ COMP	W2F0447-04	Soil	15-Jun-12 09:00	TJ	19-Jun-2012
QUARTZ MONZONITE 5+ COMP	W2F0447-05	Soil	15-Jun-12 09:00	TJ	19-Jun-2012
K-SPAR BRECCIA (0-5) COMP	W2F0447-06	Soil	15-Jun-12 09:00	TJ	19-Jun-2012
QUARTZ MONZONITE (0-5) COMP	W2F0447-07	Soil	15-Jun-12 09:00	TJ	19-Jun-2012
BIOTITE BRECCIA (0-5) COMP	W2F0447-08	Soil	15-Jun-12 09:00	TJ	19-Jun-2012

Solid samples are analyzed on an as-received, wet-weight basis, unless otherwise requested. Non-Detects are reported at the MDL.
Sample preparation is defined by the client as per their Data Quality Objectives.
This report supercedes any previous reports for this Work Order. The complete report includes pages for each sample, a full QC report, and a notes section.
The results presented in this report relate only to the samples, and meet all requirements of the NELAC Standards unless otherwise noted.

Case Narrative

Nevada does not accredit for ABA and Sulfur Forms. HCl wash added per NDEP directive.

One Government Gulch - PO Box 929 Kellogg ID 83837-0929 (208) 784-1258 Fax (208) 783-0891

McClelland Laboratories Inc
1016 Greg Street
Sparks, NV 89431

Project Name: MLI: 3438
Work Order: **W2F0447**
Reported: 02-Jul-12 14:54

Client Sample ID: **CF-11-02 (227-367)**
SVL Sample ID: **W2F0447-01 (Soil)**

Sampled: 15-Jun-12 09:00
Received: 19-Jun-12
Sampled By: TJ

Method	Analyte	Result	Units	RL	MDL	Dilution	Batch	Analyst	Analyzed	Notes
Acid/Base Accounting & Sulfur Forms										
Modified Sobek	**ABA**	20.1	TCaCO3/kT	0.3			N/A		06/29/12 14:02	
Modified Sobek	**AGP**	0.6	TCaCO3/kT	0.3			N/A		06/28/12 12:20	
Modified Sobek	**ANP**	20.6	TCaCO3/kT	0.3	0.1		W226104	AGF	06/29/12 14:02	
Modified Sobek	Non-extractable Sulfur	< 0.01	%	0.01	0.005		W226104	MAD	06/28/12 12:20	
Modified Sobek	**Non-Sulfate Sulfur**	0.02	%	0.01	0.005		W226104	MAD	06/28/12 10:53	
Modified Sobek	**Pyritic Sulfur**	0.02	%	0.01			N/A		06/28/12 12:20	
Modified Sobek	**Sulfate Sulfur**	0.03	%	0.01			N/A		06/28/12 10:53	
Modified Sobek	**Total Sulfur**	0.04	%	0.01	0.005		W226104	MAD	06/26/12 12:01	
Acid/Base Accounting & Sulfur Forms (HCl Wash)										
Modified Sobek	**ABA-HCl**	19.8	TCaCO3/kT	0.3			N/A		06/29/12 14:02	
Modified Sobek	**AGP-HCl**	0.8	TCaCO3/kT	0.3			N/A		06/28/12 14:10	
Modified Sobek	Non-extractable Sulfur	< 0.01	%	0.01	0.005		W226104	MAD	06/28/12 12:20	
Modified Sobek	**Non-Sulfate Sulfur-HCl**	0.03	%	0.01	0.005		W226104	MAD	06/28/12 14:10	
Modified Sobek	**Pyritic Sulfur-HCl**	0.03	%	0.01			N/A		06/28/12 14:10	
Modified Sobek	**Sulfate Sulfur-HCl**	0.02	%	0.01			N/A		06/28/12 14:10	
Modified Sobek	**Total Sulfur**	0.04	%	0.01	0.005		W226104	MAD	06/26/12 12:01	
Classical Chemistry Parameters										
USDA HB60(21a)	**Paste pH @21.3°C**	8.50	pH Units				W226326	AGF	06/29/12 14:59	

This data has been reviewed for accuracy and has been authorized for release by the Laboratory Director or designee.

John Kern
Laboratory Director

One Government Gulch - PO Box 929 Kellogg ID 83837-0929 (208) 784-1258 Fax (208) 783-0891

McClelland Laboratories Inc
1016 Greg Street
Sparks, NV 89431

Project Name: MLI: 3438
Work Order: **W2F0447**
Reported: 02-Jul-12 14:54

Client Sample ID: **CF-11-02 (52-117)**
SVL Sample ID: **W2F0447-02 (Soil)**

Sampled: 15-Jun-12 09:00
Received: 19-Jun-12
Sampled By: TJ

Method	Analyte	Result	Units	RL	MDL	Dilution	Batch	Analyst	Analyzed	Notes
Acid/Base Accounting & Sulfur Forms										
Modified Sobek	**ABA**	23.8	TCaCO3/kT	0.3			N/A		06/29/12 14:02	
Modified Sobek	**AGP**	0.9	TCaCO3/kT	0.3			N/A		06/28/12 12:30	
Modified Sobek	**ANP**	24.7	TCaCO3/kT	0.3	0.1		W226104	AGF	06/29/12 14:02	
Modified Sobek	Non-extractable Sulfur	< 0.01	%	0.01	0.005		W226104	MAD	06/28/12 12:30	
Modified Sobek	**Non-Sulfate Sulfur**	0.03	%	0.01	0.005		W226104	MAD	06/28/12 10:56	
Modified Sobek	**Pyritic Sulfur**	0.03	%	0.01			N/A		06/28/12 12:30	
Modified Sobek	**Sulfate Sulfur**	0.04	%	0.01			N/A		06/28/12 10:56	
Modified Sobek	**Total Sulfur**	0.07	%	0.01	0.005		W226104	MAD	06/26/12 12:03	
Acid/Base Accounting & Sulfur Forms (HCl Wash)										
Modified Sobek	**ABA-HCl**	23.6	TCaCO3/kT	0.3			N/A		06/29/12 14:02	
Modified Sobek	**AGP-HCl**	1.2	TCaCO3/kT	0.3			N/A		06/28/12 14:13	
Modified Sobek	Non-extractable Sulfur	< 0.01	%	0.01	0.005		W226104	MAD	06/28/12 12:30	
Modified Sobek	**Non-Sulfate Sulfur-HCl**	0.04	%	0.01	0.005		W226104	MAD	06/28/12 14:13	
Modified Sobek	**Pyritic Sulfur-HCl**	0.04	%	0.01			N/A		06/28/12 14:13	
Modified Sobek	**Sulfate Sulfur-HCl**	0.03	%	0.01			N/A		06/28/12 14:13	
Modified Sobek	**Total Sulfur**	0.07	%	0.01	0.005		W226104	MAD	06/26/12 12:03	
Classical Chemistry Parameters										
USDA HB60(21a)	**Paste pH @21.3°C**	8.37	pH Units				W226326	AGF	06/29/12 14:59	

This data has been reviewed for accuracy and has been authorized for release by the Laboratory Director or designee.

John Kern
Laboratory Director

One Government Gulch - PO Box 929 Kellogg ID 83837-0929 (208) 784-1258 Fax (208) 783-0891

McClelland Laboratories Inc
1016 Greg Street
Sparks, NV 89431

Project Name: MLI: 3438
Work Order: **W2F0447**
Reported: 02-Jul-12 14:54

Client Sample ID: **K-SPAR BRECCIA 5+ COMP**
SVL Sample ID: **W2F0447-03 (Soil)**

Sampled: 15-Jun-12 09:00
Received: 19-Jun-12
Sampled By: TJ

Method	Analyte	Result	Units	RL	MDL	Dilution	Batch	Analyst	Analyzed	Notes
Acid/Base Accounting & Sulfur Forms										
Modified Sobek	**ABA**	26.4	TCaCO3/kT	0.3			N/A		06/29/12 14:02	
Modified Sobek	**AGP**	8.1	TCaCO3/kT	0.3			N/A		06/28/12 12:33	
Modified Sobek	**ANP**	34.5	TCaCO3/kT	0.3	0.1		W226104	AGF	06/29/12 14:02	
Modified Sobek	**Non-extractable Sulfur**	0.03	%	0.01	0.005		W226104	MAD	06/28/12 12:33	
Modified Sobek	**Non-Sulfate Sulfur**	0.29	%	0.01	0.005		W226104	MAD	06/28/12 10:59	
Modified Sobek	**Pyritic Sulfur**	0.26	%	0.01			N/A		06/28/12 12:33	
Modified Sobek	**Sulfate Sulfur**	0.08	%	0.01			N/A		06/28/12 10:59	
Modified Sobek	**Total Sulfur**	0.38	%	0.01	0.005		W226104	MAD	06/26/12 12:06	
Acid/Base Accounting & Sulfur Forms (HCl Wash)										
Modified Sobek	**ABA-HCl**	28.5	TCaCO3/kT	0.3			N/A		06/29/12 14:02	
Modified Sobek	**AGP-HCl**	6.0	TCaCO3/kT	0.3			N/A		06/28/12 14:16	
Modified Sobek	**Non-extractable Sulfur**	0.03	%	0.01	0.005		W226104	MAD	06/28/12 12:33	
Modified Sobek	**Non-Sulfate Sulfur-HCl**	0.22	%	0.01	0.005		W226104	MAD	06/28/12 14:16	
Modified Sobek	**Pyritic Sulfur-HCl**	0.19	%	0.01			N/A		06/28/12 14:16	
Modified Sobek	**Sulfate Sulfur-HCl**	0.15	%	0.01			N/A		06/28/12 14:16	
Modified Sobek	**Total Sulfur**	0.38	%	0.01	0.005		W226104	MAD	06/26/12 12:06	
Classical Chemistry Parameters										
USDA HB60(21a)	**Paste pH @21.3°C**	8.28	pH Units				W226326	AGF	06/29/12 14:59	

This data has been reviewed for accuracy and has been authorized for release by the Laboratory Director or designee.

John Kern
Laboratory Director

One Government Gulch - PO Box 929 Kellogg ID 83837-0929 (208) 784-1258 Fax (208) 783-0891

McClelland Laboratories Inc
1016 Greg Street
Sparks, NV 89431

Project Name: MLI: 3438
Work Order: **W2F0447**
Reported: 02-Jul-12 14:54

Client Sample ID: **BIOTITE BRECCIA 5+ COMP**
SVL Sample ID: **W2F0447-04 (Soil)**

Sampled: 15-Jun-12 09:00
Received: 19-Jun-12
Sampled By: TJ

Method	Analyte	Result	Units	RL	MDL	Dilution	Batch	Analyst	Analyzed	Notes
Acid/Base Accounting & Sulfur Forms										
Modified Sobek	**ABA**	24.7	TCaCO3/kT	0.3			N/A		06/29/12 14:02	
Modified Sobek	**AGP**	6.3	TCaCO3/kT	0.3			N/A		06/28/12 12:36	
Modified Sobek	**ANP**	30.9	TCaCO3/kT	0.3	0.1		W226104	AGF	06/29/12 14:02	
Modified Sobek	**Non-extractable Sulfur**	0.02	%	0.01	0.005		W226104	MAD	06/28/12 12:36	
Modified Sobek	**Non-Sulfate Sulfur**	0.22	%	0.01	0.005		W226104	MAD	06/28/12 11:03	
Modified Sobek	**Pyritic Sulfur**	0.20	%	0.01			N/A		06/28/12 12:36	
Modified Sobek	**Sulfate Sulfur**	0.06	%	0.01			N/A		06/28/12 11:03	
Modified Sobek	**Total Sulfur**	0.28	%	0.01	0.005		W226104	MAD	06/26/12 12:09	
Acid/Base Accounting & Sulfur Forms (HCl Wash)										
Modified Sobek	**ABA-HCl**	26.6	TCaCO3/kT	0.3			N/A		06/29/12 14:02	
Modified Sobek	**AGP-HCl**	4.3	TCaCO3/kT	0.3			N/A		06/28/12 14:19	
Modified Sobek	**Non-extractable Sulfur**	0.02	%	0.01	0.005		W226104	MAD	06/28/12 12:36	
Modified Sobek	**Non-Sulfate Sulfur-HCl**	0.16	%	0.01	0.005		W226104	MAD	06/28/12 14:19	
Modified Sobek	**Pyritic Sulfur-HCl**	0.14	%	0.01			N/A		06/28/12 14:19	
Modified Sobek	**Sulfate Sulfur-HCl**	0.12	%	0.01			N/A		06/28/12 14:19	
Modified Sobek	**Total Sulfur**	0.28	%	0.01	0.005		W226104	MAD	06/26/12 12:09	
Classical Chemistry Parameters										
USDA HB60(21a)	**Paste pH @21.5°C**	8.49	pH Units				W226326	AGF	06/29/12 14:59	

This data has been reviewed for accuracy and has been authorized for release by the Laboratory Director or designee.

John Kern
Laboratory Director

One Government Gulch - PO Box 929 Kellogg ID 83837-0929 (208) 784-1258 Fax (208) 783-0891

McClelland Laboratories Inc
1016 Greg Street
Sparks, NV 89431

Project Name: MLI: 3438
Work Order: **W2F0447**
Reported: 02-Jul-12 14:54

Client Sample ID: **QUARTZ MONZONITE 5+ COMP**
SVL Sample ID: **W2F0447-05 (Soil)**

Sampled: 15-Jun-12 09:00
Received: 19-Jun-12
Sampled By: TJ

Method	Analyte	Result	Units	RL	MDL	Dilution	Batch	Analyst	Analyzed	Notes
Acid/Base Accounting & Sulfur Forms										
Modified Sobek	**ABA**	24.4	TCaCO3/kT	0.3			N/A		06/29/12 14:02	
Modified Sobek	**AGP**	0.9	TCaCO3/kT	0.3			N/A		06/28/12 12:38	
Modified Sobek	**ANP**	25.3	TCaCO3/kT	0.3	0.1		W226104	AGF	06/29/12 14:02	
Modified Sobek	**Non-extractable Sulfur**	0.02	%	0.01	0.005		W226104	MAD	06/28/12 12:38	
Modified Sobek	**Non-Sulfate Sulfur**	0.04	%	0.01	0.005		W226104	MAD	06/28/12 11:06	
Modified Sobek	**Pyritic Sulfur**	0.03	%	0.01			N/A		06/28/12 12:38	
Modified Sobek	**Sulfate Sulfur**	0.03	%	0.01			N/A		06/28/12 11:06	
Modified Sobek	**Total Sulfur**	0.07	%	0.01	0.005		W226104	MAD	06/26/12 12:12	
Acid/Base Accounting & Sulfur Forms (HCl Wash)										
Modified Sobek	**ABA-HCl**	24.7	TCaCO3/kT	0.3			N/A		06/29/12 14:02	
Modified Sobek	**AGP-HCl**	0.6	TCaCO3/kT	0.3			N/A		06/28/12 14:21	
Modified Sobek	**Non-extractable Sulfur**	0.02	%	0.01	0.005		W226104	MAD	06/28/12 12:38	
Modified Sobek	**Non-Sulfate Sulfur-HCl**	0.03	%	0.01	0.005		W226104	MAD	06/28/12 14:21	
Modified Sobek	**Pyritic Sulfur-HCl**	0.02	%	0.01			N/A		06/28/12 14:21	
Modified Sobek	**Sulfate Sulfur-HCl**	0.04	%	0.01			N/A		06/28/12 14:21	
Modified Sobek	**Total Sulfur**	0.07	%	0.01	0.005		W226104	MAD	06/26/12 12:12	
Classical Chemistry Parameters										
USDA HB60(21a)	**Paste pH @21.4°C**	8.33	pH Units				W226326	AGF	06/29/12 14:59	

This data has been reviewed for accuracy and has been authorized for release by the Laboratory Director or designee.

John Kern
Laboratory Director

One Government Gulch - PO Box 929 Kellogg ID 83837-0929 (208) 784-1258 Fax (208) 783-0891

McClelland Laboratories Inc
1016 Greg Street
Sparks, NV 89431

Project Name: MLI: 3438
Work Order: **W2F0447**
Reported: 02-Jul-12 14:54

Client Sample ID: **K-SPAR BRECCIA (0-5) COMP**
SVL Sample ID: **W2F0447-06 (Soil)**

Sampled: 15-Jun-12 09:00
Received: 19-Jun-12
Sampled By: TJ

Method	Analyte	Result	Units	RL	MDL	Dilution	Batch	Analyst	Analyzed	Notes
Acid/Base Accounting & Sulfur Forms										
Modified Sobek	**ABA**	6.9	TCaCO3/kT	0.3			N/A		06/29/12 14:02	
Modified Sobek	**AGP**	22.5	TCaCO3/kT	0.3			N/A		06/28/12 12:41	
Modified Sobek	**ANP**	29.4	TCaCO3/kT	0.3	0.1		W226104	AGF	06/29/12 14:02	
Modified Sobek	**Non-extractable Sulfur**	0.02	%	0.01	0.005		W226104	MAD	06/28/12 12:41	
Modified Sobek	**Non-Sulfate Sulfur**	0.74	%	0.01	0.005		W226104	MAD	06/28/12 11:10	
Modified Sobek	**Pyritic Sulfur**	0.72	%	0.01			N/A		06/28/12 12:41	
Modified Sobek	**Sulfate Sulfur**	0.19	%	0.01			N/A		06/28/12 11:10	
Modified Sobek	**Total Sulfur**	0.92	%	0.01	0.005		W226104	MAD	06/26/12 12:15	
Acid/Base Accounting & Sulfur Forms (HCl Wash)										
Modified Sobek	**ABA-HCl**	13.0	TCaCO3/kT	0.3			N/A		06/29/12 14:02	
Modified Sobek	**AGP-HCl**	16.4	TCaCO3/kT	0.3			N/A		06/28/12 14:24	
Modified Sobek	**Non-extractable Sulfur**	0.02	%	0.01	0.005		W226104	MAD	06/28/12 12:41	
Modified Sobek	**Non-Sulfate Sulfur-HCl**	0.54	%	0.01	0.005		W226104	MAD	06/28/12 14:24	
Modified Sobek	**Pyritic Sulfur-HCl**	0.53	%	0.01			N/A		06/28/12 14:24	
Modified Sobek	**Sulfate Sulfur-HCl**	0.38	%	0.01			N/A		06/28/12 14:24	
Modified Sobek	**Total Sulfur**	0.92	%	0.01	0.005		W226104	MAD	06/26/12 12:15	
Classical Chemistry Parameters										
USDA HB60(21a)	**Paste pH @21.4°C**	8.07	pH Units				W226326	AGF	06/29/12 14:59	

This data has been reviewed for accuracy and has been authorized for release by the Laboratory Director or designee.

John Kern
Laboratory Director

One Government Gulch - PO Box 929 Kellogg ID 83837-0929 (208) 784-1258 Fax (208) 783-0891

McClelland Laboratories Inc
1016 Greg Street
Sparks, NV 89431

Project Name: MLI: 3438
Work Order: **W2F0447**
Reported: 02-Jul-12 14:54

Client Sample ID: **QUARTZ MONZONITE (0-5) COMP**
SVL Sample ID: **W2F0447-07 (Soil)**

Sampled: 15-Jun-12 09:00
Received: 19-Jun-12
Sampled By: TJ

Method	Analyte	Result	Units	RL	MDL	Dilution	Batch	Analyst	Analyzed	Notes
Acid/Base Accounting & Sulfur Forms										
Modified Sobek	**ABA**	13.0	TCaCO3/kT	0.3			N/A		06/29/12 14:02	
Modified Sobek	**AGP**	17.9	TCaCO3/kT	0.3			N/A		06/28/12 12:44	
Modified Sobek	**ANP**	30.9	TCaCO3/kT	0.3	0.1		W226104	AGF	06/29/12 14:02	
Modified Sobek	**Non-extractable Sulfur**	0.01	%	0.01	0.005		W226104	MAD	06/28/12 12:44	
Modified Sobek	**Non-Sulfate Sulfur**	0.59	%	0.01	0.005		W226104	MAD	06/28/12 11:13	
Modified Sobek	**Pyritic Sulfur**	0.57	%	0.01			N/A		06/28/12 12:44	
Modified Sobek	**Sulfate Sulfur**	0.14	%	0.01			N/A		06/28/12 11:13	
Modified Sobek	**Total Sulfur**	0.72	%	0.01	0.005		W226104	MAD	06/26/12 12:18	
Acid/Base Accounting & Sulfur Forms (HCl Wash)										
Modified Sobek	**ABA-HCl**	18.2	TCaCO3/kT	0.3			N/A		06/29/12 14:02	
Modified Sobek	**AGP-HCl**	12.7	TCaCO3/kT	0.3			N/A		06/28/12 14:27	
Modified Sobek	**Non-extractable Sulfur**	0.01	%	0.01	0.005		W226104	MAD	06/28/12 12:44	
Modified Sobek	**Non-Sulfate Sulfur-HCl**	0.42	%	0.01	0.005		W226104	MAD	06/28/12 14:27	
Modified Sobek	**Pyritic Sulfur-HCl**	0.41	%	0.01			N/A		06/28/12 14:27	
Modified Sobek	**Sulfate Sulfur-HCl**	0.30	%	0.01			N/A		06/28/12 14:27	
Modified Sobek	**Total Sulfur**	0.72	%	0.01	0.005		W226104	MAD	06/26/12 12:18	
Classical Chemistry Parameters										
USDA HB60(21a)	**Paste pH @20.9°C**	7.89	pH Units				W226326	AGF	06/29/12 14:59	

This data has been reviewed for accuracy and has been authorized for release by the Laboratory Director or designee.

John Kern
Laboratory Director

One Government Gulch - PO Box 929 Kellogg ID 83837-0929 (208) 784-1258 Fax (208) 783-0891

McClelland Laboratories Inc
1016 Greg Street
Sparks, NV 89431

Project Name: MLI: 3438
Work Order: **W2F0447**
Reported: 02-Jul-12 14:54

Client Sample ID: **BIOTITE BRECCIA (0-5) COMP**
SVL Sample ID: **W2F0447-08 (Soil)**

Sampled: 15-Jun-12 09:00
Received: 19-Jun-12
Sampled By: TJ

Method	Analyte	Result	Units	RL	MDL	Dilution	Batch	Analyst	Analyzed	Notes
Acid/Base Accounting & Sulfur Forms										
Modified Sobek	**ABA**	13.4	TCaCO3/kT	0.3			N/A		06/29/12 14:02	
Modified Sobek	**AGP**	17.5	TCaCO3/kT	0.3			N/A		06/28/12 12:47	
Modified Sobek	**ANP**	30.9	TCaCO3/kT	0.3	0.1		W226104	AGF	06/29/12 14:02	
Modified Sobek	**Non-extractable Sulfur**	0.02	%	0.01	0.005		W226104	MAD	06/28/12 12:47	
Modified Sobek	**Non-Sulfate Sulfur**	0.58	%	0.01	0.005		W226104	MAD	06/28/12 11:17	
Modified Sobek	**Pyritic Sulfur**	0.56	%	0.01			N/A		06/28/12 12:47	
Modified Sobek	**Sulfate Sulfur**	0.44	%	0.01			N/A		06/28/12 11:17	
Modified Sobek	**Total Sulfur**	1.02	%	0.01	0.005		W226104	MAD	06/26/12 12:21	
Acid/Base Accounting & Sulfur Forms (HCl Wash)										
Modified Sobek	**ABA-HCl**	18.7	TCaCO3/kT	0.3			N/A		06/29/12 14:02	
Modified Sobek	**AGP-HCl**	12.2	TCaCO3/kT	0.3			N/A		06/28/12 14:30	
Modified Sobek	**Non-extractable Sulfur**	0.02	%	0.01	0.005		W226104	MAD	06/28/12 12:47	
Modified Sobek	**Non-Sulfate Sulfur-HCl**	0.41	%	0.01	0.005		W226104	MAD	06/28/12 14:30	
Modified Sobek	**Pyritic Sulfur-HCl**	0.39	%	0.01			N/A		06/28/12 14:30	
Modified Sobek	**Sulfate Sulfur-HCl**	0.61	%	0.01			N/A		06/28/12 14:30	
Modified Sobek	**Total Sulfur**	1.02	%	0.01	0.005		W226104	MAD	06/26/12 12:21	
Classical Chemistry Parameters										
USDA HB60(21a)	**Paste pH @21.2°C**	8.00	pH Units				W226326	AGF	06/29/12 14:59	

This data has been reviewed for accuracy and has been authorized for release by the Laboratory Director or designee.

John Kern
Laboratory Director

One Government Gulch - PO Box 929 Kellogg ID 83837-0929 (208) 784-1258 Fax (208) 783-0891

McClelland Laboratories Inc
1016 Greg Street
Sparks, NV 89431

Project Name: MLI: 3438
Work Order: **W2F0447**
Reported: 02-Jul-12 14:54

Quality Control - BLANK Data

Method	Analyte	Units	Result	MDL	MRL	Batch ID	Analyzed	Notes
Acid/Base Accounting & Sulfur Forms								
Modified Sobek	ANP	TCaCO3/kT	<0.3	0.1	0.3	W226104	29-Jun-12	
Modified Sobek	Non-Sulfate Sulfur	%	<0.01	0.005	0.01	W226104	28-Jun-12	
Modified Sobek	Total Sulfur	%	<0.01	0.005	0.01	W226104	26-Jun-12	
Modified Sobek	Non-extractable Sulfur	%	<0.01	0.005	0.01	W226104	28-Jun-12	
Acid/Base Accounting & Sulfur Forms (HCl Wash)								
Modified Sobek	Non-Sulfate Sulfur-HCl	%	<0.01	0.005	0.01	W226104	28-Jun-12	
Modified Sobek	Total Sulfur	%	<0.01	0.005	0.01	W226104	26-Jun-12	
Modified Sobek	Non-extractable Sulfur	%	<0.01	0.005	0.01	W226104	28-Jun-12	

Quality Control - LABORATORY CONTROL SAMPLE Data

Method	Analyte	Units	LCS Result	LCS True	% Rec.	Acceptance Limits	Batch ID	Analyzed	Notes
Acid/Base Accounting & Sulfur Forms									
Modified Sobek	ANP	TCaCO3/kT	112	112	99.9	80 - 120	W226104	29-Jun-12	
Modified Sobek	Total Sulfur	%	0.93	0.942	98.7	80 - 120	W226104	26-Jun-12	
Acid/Base Accounting & Sulfur Forms (HCl Wash)									
Modified Sobek	Total Sulfur	%	0.93	0.942	98.7	80 - 120	W226104	26-Jun-12	
Classical Chemistry Parameters									
USDA HB60(21a)	Paste pH	pH Units	7.51	7.57	99.2	93.7 - 106.3	W226326	29-Jun-12	

Quality Control - DUPLICATE Data

Method	Analyte	Units	Duplicate Result	Sample Result	RPD	RPD Limit	Batch ID	Analyzed	Notes
Acid/Base Accounting & Sulfur Forms									
Modified Sobek	ANP	TCaCO3/kT	16.0	16.5	3.2	20	W226104	29-Jun-12	
Modified Sobek	Non-Sulfate Sulfur	%	<0.01	<0.01	UDL	20	W226104	28-Jun-12	
Modified Sobek	Total Sulfur	%	0.01	0.01	23.4	20	W226104	26-Jun-12	R2
Modified Sobek	Non-extractable Sulfur	%	<0.01	<0.01	<RL	20	W226104	28-Jun-12	
Acid/Base Accounting & Sulfur Forms (HCl Wash)									
Modified Sobek	Non-Sulfate Sulfur-HCl	%	<0.01	<0.01	UDL	20	W226104	28-Jun-12	
Modified Sobek	Total Sulfur	%	0.01	0.01	23.4	20	W226104	26-Jun-12	R2
Modified Sobek	Non-extractable Sulfur	%	<0.01	<0.01	<RL	20	W226104	28-Jun-12	
Classical Chemistry Parameters									
USDA HB60(21a)	Paste pH	pH Units	7.80	7.75	0.6	20	W226326	29-Jun-12	

One Government Gulch - PO Box 929 Kellogg ID 83837-0929 (208) 784-1258 Fax (208) 783-0891

McClelland Laboratories Inc
1016 Greg Street
Sparks, NV 89431

Project Name: MLI: 3438
Work Order: **W2F0447**
Reported: 02-Jul-12 14:54

Notes and Definitions

R2	RPD exceeded the laboratory acceptance limit.
LCS	Laboratory Control Sample (Blank Spike)
RPD	Relative Percent Difference
UDL	A result is less than the detection limit
R > 4S	% recovery not applicable, sample concentration more than four times greater than spike level
<RL	A result is less than the reporting limit
MRL	Method Reporting Limit
MDL	Method Detection Limit
N/A	Not Applicable

One Government Gulch - PO Box 929 Kellogg ID 83837-0929 (208) 784-1258 Fax (208) 783-0891

McClelland Laboratories Inc
1016 Greg Street
Sparks, NV 89431

Project Name: MLI: 3438
Work Order: **W2K0123**
Reported: 20-Nov-12 12:59

ANALYTICAL REPORT FOR SAMPLES

Sample ID	Laboratory ID	Matrix	Date Sampled	Sampled By	Date Received
WHOLE TAILINGS	W2K0123-01	Soil	02-Nov-12 09:00	TJ	06-Nov-2012
TAILINGS CYCLONE UNDERFLOW	W2K0123-02	Soil	02-Nov-12 09:00	TJ	06-Nov-2012
TAILINGS CYCLONE OVERFLOW	W2K0123-03	Soil	02-Nov-12 09:00	TJ	06-Nov-2012

Solid samples are analyzed on an as-received, wet-weight basis, unless otherwise requested. Non-Detects are reported at the MDL.
Sample preparation is defined by the client as per their Data Quality Objectives.
This report supercedes any previous reports for this Work Order. The complete report includes pages for each sample, a full QC report, and a notes section.
The results presented in this report relate only to the samples, and meet all requirements of the NELAC Standards unless otherwise noted.

Case Narrative

Nevada does not accredit for NAG, ABA and Sulfur Forms. HCl wash added per NDEP directive.

One Government Gulch - PO Box 929 Kellogg ID 83837-0929 (208) 784-1258 Fax (208) 783-0891

McClelland Laboratories Inc
1016 Greg Street
Sparks, NV 89431

Project Name: MLI: 3438
Work Order: **W2K0123**
Reported: 20-Nov-12 12:59

Client Sample ID: **WHOLE TAILINGS**
SVL Sample ID: **W2K0123-01 (Soil)**

Sampled: 02-Nov-12 09:00
Received: 06-Nov-12
Sampled By: TJ

Method	Analyte	Result	Units	RL	MDL	Dilution	Batch	Analyst	Analyzed	Notes
Acid/Base Accounting & Sulfur Forms										
Modified Sobek	**ABA**	21.0	TCaCO3/kT	0.3			N/A		11/14/12 16:39	
Modified Sobek	**AGP**	12.9	TCaCO3/kT	0.3			N/A		11/14/12 16:39	
Modified Sobek	**ANP**	34.0	TCaCO3/kT	0.3	0.1		W246094	AGF	11/14/12 08:05	
Modified Sobek	Non-extractable Sulfur	< 0.01	%	0.01	0.005		W246094	HJG	11/14/12 16:39	
Modified Sobek	**Non-Sulfate Sulfur**	0.41	%	0.01	0.005		W246094	HJG	11/14/12 13:56	
Modified Sobek	**Pyritic Sulfur**	0.41	%	0.01			N/A		11/14/12 16:39	
Modified Sobek	**Sulfate Sulfur**	0.30	%	0.01			N/A		11/14/12 13:56	
Modified Sobek	**Total Sulfur**	0.71	%	0.01	0.005		W246094	HJG	11/13/12 10:24	
Acid/Base Accounting & Sulfur Forms (HCl Wash)										
Modified Sobek	**ABA-HCl**	18.1	TCaCO3/kT	0.3			N/A		11/15/12 09:02	
Modified Sobek	**AGP-HCl**	15.8	TCaCO3/kT	0.3			N/A		11/15/12 09:02	
Modified Sobek	Non-extractable Sulfur	< 0.01	%	0.01	0.005		W246094	HJG	11/14/12 16:39	
Modified Sobek	**Non-Sulfate Sulfur-HCl**	0.51	%	0.01	0.005		W246094	HJG	11/15/12 09:02	
Modified Sobek	**Pyritic Sulfur-HCl**	0.51	%	0.01			N/A		11/15/12 09:02	
Modified Sobek	**Sulfate Sulfur-HCl**	0.20	%	0.01			N/A		11/15/12 09:02	
Modified Sobek	**Total Sulfur**	0.71	%	0.01	0.005		W246094	HJG	11/13/12 10:24	
Classical Chemistry Parameters										
NAG	**NAG pH @21.8°C**	8.41	pH Units				W246154	AGF	11/16/12 13:30	
NAG	NAG@pH 4.5	0	kg H2SO4/T	0.1			W246154	AGF	11/16/12 13:30	
NAG	NAG@pH 7	0	kg H2SO4/T	0.1			W246154	AGF	11/16/12 13:30	
USDA HB60(21a)	**Paste pH @19.5°C**	7.98	pH Units				W246149	AGF	11/20/12 08:25	

This data has been reviewed for accuracy and has been authorized for release by the Laboratory Director or designee.

John Kern
Laboratory Director

One Government Gulch - PO Box 929 Kellogg ID 83837-0929 (208) 784-1258 Fax (208) 783-0891

McClelland Laboratories Inc
1016 Greg Street
Sparks, NV 89431

Project Name: MLI: 3438
Work Order: **W2K0123**
Reported: 20-Nov-12 12:59

Client Sample ID: **TAILINGS CYCLONE UNDERFLOW**
SVL Sample ID: **W2K0123-02 (Soil)**

Sampled: 02-Nov-12 09:00
Received: 06-Nov-12
Sampled By: TJ

Method	Analyte	Result	Units	RL	MDL	Dilution	Batch	Analyst	Analyzed	Notes
Acid/Base Accounting & Sulfur Forms										
Modified Sobek	**ABA**	19.2	TCaCO3/kT	0.3			N/A		11/14/12 16:42	
Modified Sobek	**AGP**	14.3	TCaCO3/kT	0.3			N/A		11/14/12 16:42	
Modified Sobek	**ANP**	33.5	TCaCO3/kT	0.3	0.1		W246094	AGF	11/14/12 08:05	
Modified Sobek	Non-extractable Sulfur	< 0.01	%	0.01	0.005		W246094	HJG	11/14/12 16:42	
Modified Sobek	**Non-Sulfate Sulfur**	0.46	%	0.01	0.005		W246094	HJG	11/14/12 14:00	
Modified Sobek	**Pyritic Sulfur**	0.46	%	0.01			N/A		11/14/12 16:42	
Modified Sobek	**Sulfate Sulfur**	0.27	%	0.01			N/A		11/14/12 14:00	
Modified Sobek	**Total Sulfur**	0.73	%	0.01	0.005		W246094	HJG	11/13/12 10:27	
Acid/Base Accounting & Sulfur Forms (HCl Wash)										
Modified Sobek	**ABA-HCl**	14.4	TCaCO3/kT	0.3			N/A		11/15/12 09:05	
Modified Sobek	**AGP-HCl**	19.1	TCaCO3/kT	0.3			N/A		11/15/12 09:05	
Modified Sobek	Non-extractable Sulfur	< 0.01	%	0.01	0.005		W246094	HJG	11/14/12 16:42	
Modified Sobek	**Non-Sulfate Sulfur-HCl**	0.61	%	0.01	0.005		W246094	HJG	11/15/12 09:05	
Modified Sobek	**Pyritic Sulfur-HCl**	0.61	%	0.01			N/A		11/15/12 09:05	
Modified Sobek	**Sulfate Sulfur-HCl**	0.12	%	0.01			N/A		11/15/12 09:05	
Modified Sobek	**Total Sulfur**	0.73	%	0.01	0.005		W246094	HJG	11/13/12 10:27	
Classical Chemistry Parameters										
NAG	**NAG pH @21.7°C**	8.41	pH Units				W246154	AGF	11/16/12 13:30	
NAG	NAG@pH 4.5	0	kg H2SO4/T	0.1			W246154	AGF	11/16/12 13:30	
NAG	NAG@pH 7	0	kg H2SO4/T	0.1			W246154	AGF	11/16/12 13:30	
USDA HB60(21a)	**Paste pH @19.4°C**	8.11	pH Units				W246149	AGF	11/20/12 08:25	

This data has been reviewed for accuracy and has been authorized for release by the Laboratory Director or designee.



John Kern
Laboratory Director

One Government Gulch - PO Box 929 Kellogg ID 83837-0929 (208) 784-1258 Fax (208) 783-0891

McClelland Laboratories Inc
1016 Greg Street
Sparks, NV 89431

Project Name: MLI: 3438
Work Order: **W2K0123**
Reported: 20-Nov-12 12:59

Client Sample ID: **TAILINGS CYCLONE OVERFLOW**
SVL Sample ID: **W2K0123-03 (Soil)**

Sampled: 02-Nov-12 09:00
Received: 06-Nov-12
Sampled By: TJ

Method	Analyte	Result	Units	RL	MDL	Dilution	Batch	Analyst	Analyzed	Notes
Acid/Base Accounting & Sulfur Forms										
Modified Sobek	**ABA**	35.7	TCaCO3/kT	0.3			N/A		11/14/12 16:44	
Modified Sobek	**AGP**	3.3	TCaCO3/kT	0.3			N/A		11/14/12 16:44	
Modified Sobek	**ANP**	39.0	TCaCO3/kT	0.3	0.1		W246094	AGF	11/14/12 08:05	
Modified Sobek	Non-extractable Sulfur	< 0.01	%	0.01	0.005		W246094	HJG	11/14/12 16:44	
Modified Sobek	**Non-Sulfate Sulfur**	0.10	%	0.01	0.005		W246094	HJG	11/14/12 14:03	
Modified Sobek	**Pyritic Sulfur**	0.10	%	0.01			N/A		11/14/12 16:44	
Modified Sobek	**Sulfate Sulfur**	0.09	%	0.01			N/A		11/14/12 14:03	
Modified Sobek	**Total Sulfur**	0.20	%	0.01	0.005		W246094	HJG	11/13/12 10:29	
Acid/Base Accounting & Sulfur Forms (HCl Wash)										
Modified Sobek	**ABA-HCl**	34.3	TCaCO3/kT	0.3			N/A		11/15/12 09:08	
Modified Sobek	**AGP-HCl**	4.7	TCaCO3/kT	0.3			N/A		11/15/12 09:08	
Modified Sobek	Non-extractable Sulfur	< 0.01	%	0.01	0.005		W246094	HJG	11/14/12 16:44	
Modified Sobek	**Non-Sulfate Sulfur-HCl**	0.15	%	0.01	0.005		W246094	HJG	11/15/12 09:08	
Modified Sobek	**Pyritic Sulfur-HCl**	0.15	%	0.01			N/A		11/15/12 09:08	
Modified Sobek	**Sulfate Sulfur-HCl**	0.05	%	0.01			N/A		11/15/12 09:08	
Modified Sobek	**Total Sulfur**	0.20	%	0.01	0.005		W246094	HJG	11/13/12 10:29	
Classical Chemistry Parameters										
NAG	**NAG pH @21.7°C**	8.41	pH Units				W246154	AGF	11/16/12 13:30	
NAG	NAG@pH 4.5	0	kg H2SO4/T	0.1			W246154	AGF	11/16/12 13:30	
NAG	NAG@pH 7	0	kg H2SO4/T	0.1			W246154	AGF	11/16/12 13:30	
USDA HB60(21a)	**Paste pH @19.2°C**	8.00	pH Units				W246149	AGF	11/20/12 08:25	

This data has been reviewed for accuracy and has been authorized for release by the Laboratory Director or designee.

John Kern
Laboratory Director

One Government Gulch - PO Box 929 Kellogg ID 83837-0929 (208) 784-1258 Fax (208) 783-0891

McClelland Laboratories Inc
1016 Greg Street
Sparks, NV 89431

Project Name: MLI: 3438
Work Order: **W2K0123**
Reported: 20-Nov-12 12:59

Quality Control - BLANK Data

Method	Analyte	Units	Result	MDL	MRL	Batch ID	Analyzed	Notes
Acid/Base Accounting & Sulfur Forms								
Modified Sobek	ANP	TCaCO3/kT	<0.3	0.1	0.3	W246094	14-Nov-12	
Modified Sobek	Non-Sulfate Sulfur	%	<0.01	0.005	0.01	W246094	14-Nov-12	
Modified Sobek	Total Sulfur	%	<0.01	0.005	0.01	W246094	13-Nov-12	
Modified Sobek	Non-extractable Sulfur	%	<0.01	0.005	0.01	W246094	14-Nov-12	
Acid/Base Accounting & Sulfur Forms (HCl Wash)								
Modified Sobek	Non-Sulfate Sulfur-HCl	%	<0.01	0.005	0.01	W246094	14-Nov-12	
Modified Sobek	Total Sulfur	%	<0.01	0.005	0.01	W246094	13-Nov-12	
Modified Sobek	Non-extractable Sulfur	%	<0.01	0.005	0.01	W246094	14-Nov-12	

Quality Control - LABORATORY CONTROL SAMPLE Data

Method	Analyte	Units	LCS Result	LCS True	% Rec.	Acceptance Limits	Batch ID	Analyzed	Notes
Acid/Base Accounting & Sulfur Forms									
Modified Sobek	ANP	TCaCO3/kT	115	112	103	80 - 120	W246094	14-Nov-12	
Modified Sobek	Total Sulfur	%	0.85	0.942	89.9	80 - 120	W246094	13-Nov-12	
Acid/Base Accounting & Sulfur Forms (HCl Wash)									
Modified Sobek	Total Sulfur	%	0.85	0.942	89.9	80 - 120	W246094	13-Nov-12	
Classical Chemistry Parameters									
NAG	NAG pH	pH Units	8.17	7.93	103	0 - 200	W246154	16-Nov-12	
USDA HB60(21a)	Paste pH	pH Units	7.66	7.57	101	93.7 - 106.3	W246149	20-Nov-12	

Quality Control - DUPLICATE Data

Method	Analyte	Units	Duplicate Result	Sample Result	RPD	RPD Limit	Batch ID	Analyzed	Notes
Acid/Base Accounting & Sulfur Forms									
Modified Sobek	ANP	TCaCO3/kT	372	375	0.7	20	W246094	14-Nov-12	
Modified Sobek	Non-Sulfate Sulfur	%	0.78	0.58	30.2	20	W246094	14-Nov-12	R2
Modified Sobek	Total Sulfur	%	1.01	1.01	0.0	20	W246094	13-Nov-12	
Modified Sobek	Non-extractable Sulfur	%	0.02	0.02	4.3	20	W246094	14-Nov-12	
Acid/Base Accounting & Sulfur Forms (HCl Wash)									
Modified Sobek	Non-Sulfate Sulfur-HCl	%	0.70	0.71	1.4	20	W246094	14-Nov-12	
Modified Sobek	Total Sulfur	%	1.01	1.01	0.0	20	W246094	13-Nov-12	
Modified Sobek	Non-extractable Sulfur	%	0.02	0.02	4.3	20	W246094	14-Nov-12	
Classical Chemistry Parameters									
NAG	NAG pH	pH Units	8.99	8.99	0.0	20	W246154	16-Nov-12	
NAG	NAG@pH 4.5	kg H2SO4/T	0	0	UDL	20	W246154	16-Nov-12	
NAG	NAG@pH 7	kg H2SO4/T	0	0	UDL	20	W246154	16-Nov-12	
USDA HB60(21a)	Paste pH	pH Units	8.17	8.22	0.6	20	W246149	20-Nov-12	

One Government Gulch - PO Box 929 Kellogg ID 83837-0929 (208) 784-1258 Fax (208) 783-0891

McClelland Laboratories Inc
1016 Greg Street
Sparks, NV 89431

Project Name: MLI: 3438
Work Order: **W2K0123**
Reported: 20-Nov-12 12:59

Notes and Definitions

R2	RPD exceeded the laboratory acceptance limit.
LCS	Laboratory Control Sample (Blank Spike)
RPD	Relative Percent Difference
UDL	A result is less than the detection limit
R > 4S	% recovery not applicable, sample concentration more than four times greater than spike level
<RL	A result is less than the reporting limit
MRL	Method Reporting Limit
MDL	Method Detection Limit
N/A	Not Applicable

WetLab Laboratory Reports

12/27/2012

McClelland Laboratory
1016 Greg Street
Sparks, NV 89431
Attn: Mike Medina

OrderID: *1211511*

Dear: Mike Medina

This is to transmit the attached analytical report. The analytical data and information contained therein was generated using specified or selected methods contained in references, such as Standard Methods for the Examination of Water and Wastewater, 18th & 19th editions, Methods for Determination of Organic Compounds in Drinking Water, EPA-600/4-79-020, and Test Methods for Evaluation of Solid Waste, Physical/Chemical Methods (SW846) Third Edition.

The samples were received by WETLAB-Western Environmental Testing Laboratory in good condition on 11/29/2012. Additional comments are located on page 2 of this report.

If you should have any questions or comments regarding this report, please do not hesitate to call.

Sincerely,

Andy Smith
QA Manager

SPARKS
475 E. Greg Street, Suite 119
Sparks, Nevada 89431
tel (775) 355-0202
fax (775) 355-0817

ELKO
1084 Lamoille Hwy.
Elko, Nevada 89801
tel (775) 777-8933
fax (775) 777-8933

LAS VEGAS
3230 Polaris Ave., Suite 4
Las Vegas, Nevada 89102
tel (702) 475-8899
fax (702) 776-6152

Western Environmental Testing Laboratory
Report Comments

McClelland Laboratory - 1211511

General Comments

None

Specific Comments

None

Data Qualifier Legend

B	-- Blank contamination; Analyte detected above the method reporting limit in an associated blank
HT	-- Sample held beyond the accepted holding time
J	-- The reported value is between the laboratory method detection limit and the laboratory practical quantitation limit
M	-- Reported value is estimated; The sample matrix interfered with the analysis
N	-- There was insufficient sample available to perform a spike and/or duplicate on this analytical batch.
NC	-- Not calculated due to matrix interference
Q	-- Reported value is estimated; The value failed to meet QC criteria for either precision or accuracy
S	-- Surrogate recovery was outside of laboratory acceptance limits due to matrix interference. The associated blank and LCS surrogate recovery was within acceptance limits.
SC	-- Spike recovery not calculated. Sample concentration >4X the spike amount; therefore, the spike could not be adequately recovered.

475 East Greg Street Suite #119
Sparks, NV 89431 (775) 355-0202
EPA Lab ID: NV00925 - ELAP No: 2523

1084 Lamoille Hwy
Elko, NV 89801 (775) 777-9933
EPA Lab ID: NV00926

3230 Polaris Ave #4
Las Vegas, NV 89102 (702) 475-8899
EPA Lab ID: NV00932

Western Environmental Testing Laboratory
Analytical Report

McClelland Laboratory
1016 Greg Street
Sparks, NV 89431
Attn: Mike Medina
Phone: (775) 356-1300 **Fax:** (775) 356-8917
PO\Project: *3438*

Date Printed: 12/27/2012
OrderID: *1211511*

Customer Sample ID: Whole Tails
WETLAB Sample ID: 1211511-001

Collect Date/Time: 11/29/2012 14:30
Receive Date: 11/29/2012 16:10

Parameter	Method	Results	Units	Reporting Limit	Date Analyzed
Thiocyanate, SPLP	SM 4500 CNM	2.8	mg/L	0.20	12/7/2012
Total Cyanide, SPLP	SM 4500CNE	<0.010	mg/L	0.010	12/6/2012
Cyanate, SPLP	SM 4500 CNL	2.4	mg/L	0.050	12/7/2012
pH, SPLP	SM 4500-H+ B	8.99	pH Units		12/6/2012
Trace Metals Digestion	EPA 3010A	Complete			12/7/2012
SPLP Extraction	EPA 1312	Complete			12/6/2012
Carbonate (CO3), SPLP	SM 2320B	7.2	mg/L	1.0	12/12/2012
Hydroxide (OH), SPLP	SM 2320B	<1.0	mg/L	1.0	12/12/2012
Total Alkalinity, SPLP	SM 2320B	36	mg/L as CaCO3	1.0	12/12/2012
Bicarbonate (HCO3), SPLP	SM 2320B	29	mg/L	1.0	12/12/2012
Sulfate, SPLP	EPA 300.0	6.4	mg/L	1.0	12/6/2012
Chloride, SPLP	EPA 300.0	1.3	mg/L	1.0	12/6/2012
Fluoride, SPLP	EPA 300.0	0.54	mg/L	0.10	12/6/2012
Nitrate + Nitrite Nitrogen, SPLP	EPA 353.2	0.10	mg/L	0.10	12/6/2012
Total Dissolved Solids (TDS), SPLP	SM 2540C	40	mg/L	10	12/6/2012
WAD Cyanide, SPLP	SM 4500CNI	<0.010	mg/L	0.010	12/6/2012
Molybdenum, SPLP	SW846 6010B	0.011	mg/L	0.010	12/20/2012
Nickel, SPLP	SW846 6010B	<0.01	mg/L	0.01	12/20/2012
Phosphorus, SPLP	SW846 6010B	<0.5	mg/L	0.5	12/20/2012
Potassium, SPLP	SW846 6010B	2.2	mg/L	0.5	12/20/2012
Scandium, SPLP	SW846 6010B	<0.10	mg/L	0.10	12/20/2012
Silver, SPLP	SW846 6010B	<0.0050	mg/L	0.0050	12/20/2012
Titanium, SPLP	SW846 6010B	<0.10	mg/L	0.10	12/20/2012
Vanadium, SPLP	SW846 6010B	<0.01	mg/L	0.01	12/20/2012
Zinc, SPLP	SW846 6010B	<0.050	mg/L	0.050	12/20/2012
Manganese, SPLP	SW846 6010B	<0.0050	mg/L	0.0050	12/20/2012
Sodium, SPLP	SW846 6010B	8.1	mg/L	0.5	12/20/2012

Customer Sample ID: Whole Tails
WETLAB Sample ID: 1211511-001

Collect Date/Time: 11/29/2012 14:30
Receive Date: 11/29/2012 16:10

Parameter	Method	Results	Units	Reporting Limit	Date Analyzed
Strontium, SPLP	SW846 6010B	0.11	mg/L	0.10	12/20/2012
Calcium, SPLP	SW846 6010B	8.2	mg/L	0.5	12/20/2012
Aluminum, SPLP	SW846 6010B	0.13	mg/L	0.045	12/20/2012
Magnesium, SPLP	SW846 6010B	0.57	mg/L	0.50	12/20/2012
Beryllium, SPLP	SW846 6010B	<0.0010	mg/L	0.0010	12/20/2012
Bismuth, SPLP	SW846 6010B	<0.10	mg/L	0.10	12/20/2012
Boron, SPLP	SW846 6010B	<0.1	mg/L	0.1	12/20/2012
Tin, SPLP	SW846 6010B	<0.10	mg/L	0.10	12/20/2012
Barium, SPLP	SW846 6010B	0.077	mg/L	0.010	12/20/2012
Chromium, SPLP	SW846 6010B	<0.0050	mg/L	0.0050	12/20/2012
Cobalt, SPLP	SW846 6010B	<0.01	mg/L	0.01	12/20/2012
Copper, SPLP	SW846 6010B	<0.05	mg/L	0.05	12/20/2012
Gallium, SPLP	SW846 6010B	<0.10	mg/L	0.10	12/20/2012
Iron, SPLP	SW846 6010B	<0.1	mg/L	0.1	12/20/2012
Lithium, SPLP	SW846 6010B	<0.10	mg/L	0.10	12/20/2012
Cadmium, SPLP	SW846 6010B	<0.0010	mg/L	0.0010	12/20/2012
Selenium, SPLP	SW846 6020	<0.0050	mg/L	0.0050	12/26/2012
Thallium, SPLP	SW846 6020	<0.0010	mg/L	0.0010	12/26/2012
Lead, SPLP	SW846 6020	<0.0025	mg/L	0.0025	12/26/2012
Antimony, SPLP	SW846 6020	<0.0025	mg/L	0.0025	12/26/2012
Arsenic, SPLP	SW846 6020	<0.0050	mg/L	0.0050	12/26/2012
Mercury, SPLP	SW846 7470A	<0.0001	mg/L	0.0001	12/10/2012

Customer Sample ID: Overflow
WETLAB Sample ID: 1211511-002

Collect Date/Time: 11/29/2012 14:30
Receive Date: 11/29/2012 16:10

Parameter	Method	Results	Units	Reporting Limit	Date Analyzed
Total Cyanide, SPLP	SM 4500CNE	<0.010	mg/L	0.010	12/7/2012
Thiocyanate, SPLP	SM 4500 CNM	6.5	mg/L	0.20	12/7/2012
pH, SPLP	SM 4500-H+ B	9.09	pH Units		12/6/2012
Cyanate, SPLP	SM 4500 CNL	3.3	mg/L	0.050	12/7/2012
Trace Metals Digestion	EPA 3010A	Complete			12/7/2012
SPLP Extraction	EPA 1312	Complete			12/6/2012
Bicarbonate (HCO3), SPLP	SM 2320B	15	mg/L	1.0	12/6/2012
Total Alkalinity, SPLP	SM 2320B	34	mg/L as CaCO3	1.0	12/6/2012
Hydroxide (OH), SPLP	SM 2320B	<1.0	mg/L	1.0	12/6/2012
Carbonate (CO3), SPLP	SM 2320B	13	mg/L	1.0	12/6/2012
Sulfate, SPLP	EPA 300.0	8.4	mg/L	1.0	12/6/2012

475 East Greg Street Suite #119
Sparks, NV 89431 (775) 355-0202
EPA Lab ID: NV00925 - ELAP No: 2523

1084 Lamoille Hwy
Elko, NV 89801 (775) 777-9933
EPA Lab ID: NV00926

3230 Polaris Ave #4
Las Vegas, NV 89102 (702) 475-8899
EPA Lab ID: NV00932

Customer Sample ID: Overflow
WETLAB Sample ID: 1211511-002

Collect Date/Time: 11/29/2012 14:30
Receive Date: 11/29/2012 16:10

Parameter	Method	Results	Units	Reporting Limit	Date Analyzed
Fluoride, SPLP	EPA 300.0	0.68	mg/L	0.10	12/6/2012
Chloride, SPLP	EPA 300.0	1.6	mg/L	1.0	12/6/2012
Nitrate + Nitrite Nitrogen, SPLP	EPA 353.2	0.12	mg/L	0.10	12/6/2012
Total Dissolved Solids (TDS), SPLP	SM 2540C	60	mg/L	10	12/6/2012
WAD Cyanide, SPLP	SM 4500CNI	<0.010	mg/L	0.010	12/7/2012
Chromium, SPLP	SW846 6010B	<0.0050	mg/L	0.0050	12/20/2012
Calcium, SPLP	SW846 6010B	8.8	mg/L	0.5	12/20/2012
Cadmium, SPLP	SW846 6010B	<0.0010	mg/L	0.0010	12/20/2012
Boron, SPLP	SW846 6010B	<0.1	mg/L	0.1	12/20/2012
Bismuth, SPLP	SW846 6010B	<0.10	mg/L	0.10	12/20/2012
Beryllium, SPLP	SW846 6010B	<0.0010	mg/L	0.0010	12/20/2012
Aluminum, SPLP	SW846 6010B	0.10	mg/L	0.045	12/20/2012
Gallium, SPLP	SW846 6010B	<0.10	mg/L	0.10	12/20/2012
Barium, SPLP	SW846 6010B	0.081	mg/L	0.010	12/20/2012
Titanium, SPLP	SW846 6010B	<0.10	mg/L	0.10	12/20/2012
Cobalt, SPLP	SW846 6010B	<0.01	mg/L	0.01	12/20/2012
Copper, SPLP	SW846 6010B	<0.05	mg/L	0.05	12/20/2012
Vanadium, SPLP	SW846 6010B	<0.01	mg/L	0.01	12/20/2012
Tin, SPLP	SW846 6010B	<0.10	mg/L	0.10	12/20/2012
Strontium, SPLP	SW846 6010B	0.13	mg/L	0.10	12/20/2012
Sodium, SPLP	SW846 6010B	7.8	mg/L	0.5	12/20/2012
Silver, SPLP	SW846 6010B	<0.0050	mg/L	0.0050	12/20/2012
Scandium, SPLP	SW846 6010B	<0.10	mg/L	0.10	12/20/2012
Potassium, SPLP	SW846 6010B	3.4	mg/L	0.5	12/20/2012
Phosphorus, SPLP	SW846 6010B	<0.5	mg/L	0.5	12/20/2012
Nickel, SPLP	SW846 6010B	<0.01	mg/L	0.01	12/20/2012
Molybdenum, SPLP	SW846 6010B	0.013	mg/L	0.010	12/20/2012
Manganese, SPLP	SW846 6010B	<0.0050	mg/L	0.0050	12/20/2012
Magnesium, SPLP	SW846 6010B	0.64	mg/L	0.50	12/20/2012
Zinc, SPLP	SW846 6010B	<0.050	mg/L	0.050	12/20/2012
Lithium, SPLP	SW846 6010B	<0.10	mg/L	0.10	12/20/2012
Iron, SPLP	SW846 6010B	<0.1	mg/L	0.1	12/20/2012
Lead, SPLP	SW846 6020	<0.0025	mg/L	0.0025	12/26/2012
Selenium, SPLP	SW846 6020	<0.0050	mg/L	0.0050	12/26/2012
Arsenic, SPLP	SW846 6020	<0.0050	mg/L	0.0050	12/26/2012
Antimony, SPLP	SW846 6020	<0.0025	mg/L	0.0025	12/26/2012
Thallium, SPLP	SW846 6020	<0.0010	mg/L	0.0010	12/26/2012
Mercury, SPLP	SW846 7470A	<0.0001	mg/L	0.0001	12/10/2012

475 East Greg Street Suite #119
Sparks, NV 89431 (775) 355-0202
EPA Lab ID: NV00925 - ELAP No: 2523

1084 Lamoille Hwy
Elko, NV 89801 (775) 777-9933
EPA Lab ID: NV00926

3230 Polaris Ave #4
Las Vegas, NV 89102 (702) 475-8899
EPA Lab ID: NV00932

Customer Sample ID: Underflow (103-92557-010)
WETLAB Sample ID: 1211511-003

Collect Date/Time: 11/29/2012 14:30
Receive Date: 11/29/2012 16:10

Parameter	Method	Results	Units	Reporting Limit	Date Analyzed
pH, SPLP	SM 4500-H+ B	8.92	pH Units		12/6/2012
Thiocyanate, SPLP	SM 4500 CNM	7.4	mg/L	0.20	12/7/2012
Total Cyanide, SPLP	SM 4500CNE	<0.010	mg/L	0.010	12/10/2012
Cyanate, SPLP	SM 4500 CNL	4.8	mg/L	0.050	12/7/2012
Trace Metals Digestion	EPA 3010A	Complete			12/7/2012
SPLP Extraction	EPA 1312	Complete			12/6/2012
Bicarbonate (HCO3), SPLP	SM 2320B	18	mg/L	1.0	12/6/2012
Carbonate (CO3), SPLP	SM 2320B	6.9	mg/L	1.0	12/6/2012
Hydroxide (OH), SPLP	SM 2320B	<1.0	mg/L	1.0	12/6/2012
Total Alkalinity, SPLP	SM 2320B	27	mg/L as CaCO3	1.0	12/6/2012
Sulfate, SPLP	EPA 300.0	5.8	mg/L	1.0	12/6/2012
Chloride, SPLP	EPA 300.0	<1.0	mg/L	1.0	12/6/2012
Fluoride, SPLP	EPA 300.0	0.58	mg/L	0.10	12/6/2012
Nitrate + Nitrite Nitrogen, SPLP	EPA 353.2	<0.10	mg/L	0.10	12/6/2012
Total Dissolved Solids (TDS), SPLP	SM 2540C	46	mg/L	10	12/6/2012
WAD Cyanide, SPLP	SM 4500CNI	<0.010	mg/L	0.010	12/7/2012
Tin, SPLP	SW846 6010B	<0.10	mg/L	0.10	12/20/2012
Molybdenum, SPLP	SW846 6010B	<0.010	mg/L	0.010	12/20/2012
Phosphorus, SPLP	SW846 6010B	<0.5	mg/L	0.5	12/20/2012
Potassium, SPLP	SW846 6010B	2.5	mg/L	0.5	12/20/2012
Scandium, SPLP	SW846 6010B	<0.10	mg/L	0.10	12/20/2012
Silver, SPLP	SW846 6010B	<0.0050	mg/L	0.0050	12/20/2012
Strontium, SPLP	SW846 6010B	0.11	mg/L	0.10	12/20/2012
Manganese, SPLP	SW846 6010B	<0.0050	mg/L	0.0050	12/20/2012
Titanium, SPLP	SW846 6010B	<0.10	mg/L	0.10	12/20/2012
Vanadium, SPLP	SW846 6010B	<0.01	mg/L	0.01	12/20/2012
Zinc, SPLP	SW846 6010B	<0.050	mg/L	0.050	12/20/2012
Sodium, SPLP	SW846 6010B	6.4	mg/L	0.5	12/20/2012
Boron, SPLP	SW846 6010B	<0.1	mg/L	0.1	12/20/2012
Aluminum, SPLP	SW846 6010B	0.10	mg/L	0.045	12/20/2012
Barium, SPLP	SW846 6010B	0.067	mg/L	0.010	12/20/2012
Nickel, SPLP	SW846 6010B	<0.01	mg/L	0.01	12/20/2012
Bismuth, SPLP	SW846 6010B	<0.10	mg/L	0.10	12/20/2012
Magnesium, SPLP	SW846 6010B	0.54	mg/L	0.50	12/20/2012
Cadmium, SPLP	SW846 6010B	<0.0010	mg/L	0.0010	12/20/2012
Calcium, SPLP	SW846 6010B	7.6	mg/L	0.5	12/20/2012
Chromium, SPLP	SW846 6010B	<0.0050	mg/L	0.0050	12/20/2012
Cobalt, SPLP	SW846 6010B	<0.01	mg/L	0.01	12/20/2012

475 East Greg Street Suite #119
Sparks, NV 89431 (775) 355-0202
EPA Lab ID: NV00925 - ELAP No: 2523

1084 Lamoille Hwy
Elko, NV 89801 (775) 777-9933
EPA Lab ID: NV00926

3230 Polaris Ave #4
Las Vegas, NV 89102 (702) 475-8899
EPA Lab ID: NV00932

Customer Sample ID: Underflow (103-92557-010)
WETLAB Sample ID: 1211511-003

Collect Date/Time: 11/29/2012 14:30
Receive Date: 11/29/2012 16:10

Parameter	Method	Results	Units	Reporting Limit	Date Analyzed
Copper, SPLP	SW846 6010B	<0.05	mg/L	0.05	12/20/2012
Gallium, SPLP	SW846 6010B	<0.10	mg/L	0.10	12/20/2012
Iron, SPLP	SW846 6010B	<0.1	mg/L	0.1	12/20/2012
Lithium, SPLP	SW846 6010B	<0.10	mg/L	0.10	12/20/2012
Beryllium, SPLP	SW846 6010B	<0.0010	mg/L	0.0010	12/20/2012
Antimony, SPLP	SW846 6020	<0.0025	mg/L	0.0025	12/26/2012
Arsenic, SPLP	SW846 6020	<0.0050	mg/L	0.0050	12/26/2012
Lead, SPLP	SW846 6020	<0.0025	mg/L	0.0025	12/26/2012
Selenium, SPLP	SW846 6020	<0.0050	mg/L	0.0050	12/26/2012
Thallium, SPLP	SW846 6020	<0.0010	mg/L	0.0010	12/26/2012
Mercury, SPLP	SW846 7470A	<0.0001	mg/L	0.0001	12/10/2012

475 East Greg Street Suite #119
Sparks, NV 89431 (775) 355-0202
EPA Lab ID: NV00925 - ELAP No: 2523

1084 Lamoille Hwy
Elko, NV 89801 (775) 777-9933
EPA Lab ID: NV00926

3230 Polaris Ave #4
Las Vegas, NV 89102 (702) 475-8899
EPA Lab ID: NV00932

Western Environmental Testing Laboratory
QC Report

QCBatchID	QCType	Parameter	Method	Result	Units
QC12120301	Blank 1	Chromium, SPLP	SW846 6010B	<0.05	mg/L
		Aluminum, SPLP	SW846 6010B	<0.10	mg/L
		Manganese, SPLP	SW846 6010B	<0.05	mg/L
		Magnesium, SPLP	SW846 6010B	<0.50	mg/L
		Lithium, SPLP	SW846 6010B	<0.5	mg/L
		Iron, SPLP	SW846 6010B	<0.1	mg/L
		Gallium, SPLP	SW846 6010B	<0.5	mg/L
		Nickel, SPLP	SW846 6010B	<0.01	mg/L
		Cobalt, SPLP	SW846 6010B	<0.01	mg/L
		Phosphorus, SPLP	SW846 6010B	<0.5	mg/L
		Calcium, SPLP	SW846 6010B	<0.5	mg/L
		Cadmium, SPLP	SW846 6010B	<0.01	mg/L
		Boron, SPLP	SW846 6010B	<0.1	mg/L
		Bismuth, SPLP	SW846 6010B	<0.5	mg/L
		Beryllium, SPLP	SW846 6010B	<0.01	mg/L
		Barium, SPLP	SW846 6010B	<0.20	mg/L
		Copper, SPLP	SW846 6010B	<0.05	mg/L
		Titanium, SPLP	SW846 6010B	<0.5	mg/L
		Molybdenum, SPLP	SW846 6010B	<0.010	mg/L
		Vanadium, SPLP	SW846 6010B	<0.01	mg/L
		Tin, SPLP	SW846 6010B	<0.5	mg/L
		Strontium, SPLP	SW846 6010B	<0.50	mg/L
		Sodium, SPLP	SW846 6010B	<0.5	mg/L
		Silver, SPLP	SW846 6010B	<0.05	mg/L
		Scandium, SPLP	SW846 6010B	<0.5	mg/L
		Potassium, SPLP	SW846 6010B	<0.5	mg/L
		Zinc, SPLP	SW846 6010B	<0.02	mg/L
QC12120322	Blank 1	Mercury, SPLP	SW846 7470A	<0.010	mg/L
QC12120322	Blank 2	Mercury, SPLP	SW846 7470A	<0.010	mg/L
QC12120817	Blank 1	Lead, SPLP	SW846 6020	<0.0025	mg/L
		Selenium, SPLP	SW846 6020	<0.0050	mg/L
		Thallium, SPLP	SW846 6020	<0.0010	mg/L
		Antimony, SPLP	SW846 6020	<0.0025	mg/L
		Arsenic, SPLP	SW846 6020	<0.0050	mg/L

QCBatchID	QCType	Parameter	Method	Result	Actual	% Recovery	Units
QC12120301	LCS 1	Sodium, SPLP	SW846 6010B	94.0	100	94	mg/L
		Cobalt, SPLP	SW846 6010B	9.69	10.0	97	mg/L
		Copper, SPLP	SW846 6010B	48.6	50.0	97	mg/L
		Gallium, SPLP	SW846 6010B	9.56	10.0	96	mg/L
		Iron, SPLP	SW846 6010B	9.87	10.0	99	mg/L
		Lithium, SPLP	SW846 6010B	9.78	10.0	98	mg/L
		Magnesium, SPLP	SW846 6010B	96.9	100	97	mg/L
		Manganese, SPLP	SW846 6010B	9.77	10.0	98	mg/L
		Molybdenum, SPLP	SW846 6010B	9.90	10.0	99	mg/L
		Nickel, SPLP	SW846 6010B	49.2	50.0	98	mg/L
		Phosphorus, SPLP	SW846 6010B	47.0	50.0	94	mg/L

475 East Greg Street Suite #119
Sparks, NV 89431 (775) 355-0202
EPA Lab ID: NV00925 - ELAP No: 2523

1084 Lamoille Hwy
Elko, NV 89801 (775) 777-9933
EPA Lab ID: NV00926

3230 Polaris Ave #4
Las Vegas, NV 89102 (702) 475-8899
EPA Lab ID: NV00932

QCBatchID	QCType	Parameter	Method	Result	Actual	% Recovery	Units
		Potassium, SPLP	SW846 6010B	86.7	100	87	mg/L
		Chromium, SPLP	SW846 6010B	9.71	10.0	97	mg/L
		Silver, SPLP	SW846 6010B	0.841	0.900	93	mg/L
		Strontium, SPLP	SW846 6010B	9.39	10.0	94	mg/L
		Tin, SPLP	SW846 6010B	9.73	10.0	97	mg/L
		Titanium, SPLP	SW846 6010B	9.77	10.0	98	mg/L
		Vanadium, SPLP	SW846 6010B	9.82	10.0	98	mg/L
		Zinc, SPLP	SW846 6010B	9.75	10.0	98	mg/L
		Aluminum, SPLP	SW846 6010B	9.65	10.0	96	mg/L
		Barium, SPLP	SW846 6010B	9.83	10.0	98	mg/L
		Beryllium, SPLP	SW846 6010B	9.79	10.0	98	mg/L
		Bismuth, SPLP	SW846 6010B	9.74	10.0	97	mg/L
		Boron, SPLP	SW846 6010B	9.31	10.0	93	mg/L
		Cadmium, SPLP	SW846 6010B	9.77	10.0	98	mg/L
		Calcium, SPLP	SW846 6010B	98.3	100	98	mg/L
		Scandium, SPLP	SW846 6010B	9.65	10.0	96	mg/L
QC12120322	LCS 1	Mercury, SPLP	SW846 7470A	<0.010	0.005	108	mg/L

QCBatchID	QCType	Parameter	Method	Duplicate Sample	Sample Result	Duplicate Result	Units	RPD
QC12120422	Duplicate	Total Alkalinity, SPLP	SM 2320B	1211511-001	36.0	36.0	mg/L as CaCO3	<1%
		Hydroxide (OH), SPLP	SM 2320B	1211511-001	<1.000	<1.000	mg/L	<1%
		Carbonate (CO3), SPLP	SM 2320B	1211511-001	7.23	7.23	mg/L	<1%
		Bicarbonate (HCO3), SPLP	SM 2320B	1211511-001	29.3	29.3	mg/L	<1%

QCBatchID	QCType	Parameter	Method	Spike Sample	Sample Result	MS Result	MSD Result	Spike Value	Units	MS % Rec.	MSD % Rec.	RPD
QC12120301	MS 1	Chromium, SPLP	SW846 6010B	1211511-001	<0.005	9.53	9.74	10.0	mg/L	95	97	2 %
		Manganese, SPLP	SW846 6010B	1211511-001	<0.005	9.62	9.59	10.0	mg/L	96	96	<1%
		Magnesium, SPLP	SW846 6010B	1211511-001	0.570	94.9	95.0	100	mg/L	94	94	<1%
		Lithium, SPLP	SW846 6010B	1211511-001	<0.100	9.49	9.70	10.0	mg/L	95	97	2 %
		Iron, SPLP	SW846 6010B	1211511-001	<0.100	9.75	9.74	10.0	mg/L	96	96	<1%
		Gallium, SPLP	SW846 6010B	1211511-001	<0.100	9.52	9.47	10.0	mg/L	95	95	1 %
		Aluminum, SPLP	SW846 6010B	1211511-001	0.133	9.69	9.70	10.0	mg/L	96	96	<1%
		Cobalt, SPLP	SW846 6010B	1211511-001	<0.010	9.55	9.55	10.0	mg/L	95	95	<1%
		Phosphorus, SPLP	SW846 6010B	1211511-001	<0.500	46.8	47.0	50.0	mg/L	92	93	<1%
		Calcium, SPLP	SW846 6010B	1211511-001	8.18	106	106	100	mg/L	98	98	<1%
		Cadmium, SPLP	SW846 6010B	1211511-001	<0.001	9.55	9.53	10.0	mg/L	95	95	<1%
		Boron, SPLP	SW846 6010B	1211511-001	<0.100	9.18	9.38	10.0	mg/L	91	93	2 %
		Bismuth, SPLP	SW846 6010B	1211511-001	<0.100	9.60	9.72	10.0	mg/L	95	96	1 %
		Beryllium, SPLP	SW846 6010B	1211511-001	<0.001	9.72	9.71	10.0	mg/L	97	97	<1%
		Barium, SPLP	SW846 6010B	1211511-001	0.077	9.73	9.74	10.0	mg/L	97	97	<1%
		Copper, SPLP	SW846 6010B	1211511-001	<0.050	48.7	49.0	50.0	mg/L	97	98	1 %
		Tin, SPLP	SW846 6010B	1211511-001	<0.100	9.57	9.65	10.0	mg/L	96	97	1 %
		Zinc, SPLP	SW846 6010B	1211511-001	<0.050	9.57	9.58	10.0	mg/L	95	95	<1%
		Molybdenum, SPLP	SW846 6010B	1211511-001	0.011	9.76	9.83	10.0	mg/L	97	98	1 %
		Titanium, SPLP	SW846 6010B	1211511-001	<0.100	9.64	9.68	10.0	mg/L	96	97	<1%
		Nickel, SPLP	SW846 6010B	1211511-001	<0.010	48.3	47.9	50.0	mg/L	97	96	1 %
		Strontium, SPLP	SW846 6010B	1211511-001	0.106	9.28	9.45	10.0	mg/L	92	93	2 %
		Sodium, SPLP	SW846 6010B	1211511-001	8.09	100	101	100	mg/L	93	94	1 %
		Silver, SPLP	SW846 6010B	1211511-001	<0.005	0.834	0.838	0.900	mg/L	93	93	<1%
		Scandium, SPLP	SW846 6010B	1211511-001	<0.100	9.61	9.61	10.0	mg/L	96	96	<1%

475 East Greg Street Suite #119
Sparks, NV 89431 (775) 355-0202
EPA Lab ID: NV00925 - ELAP No: 2523

1084 Lamoille Hwy
Elko, NV 89801 (775) 777-9933
EPA Lab ID: NV00926

3230 Polaris Ave #4
Las Vegas, NV 89102 (702) 475-8899
EPA Lab ID: NV00932

QCBatchID	QCType	Parameter	Method	Spike Sample	Sample Result	MS Result	MSD Result	Spike Value	Units	MS % Rec.	MSD % Rec.	RPD
		Potassium, SPLP	SW846 6010B	1211511-001	2.24	89.3	89.8	100	mg/L	88	88	1 %
		Vanadium, SPLP	SW846 6010B	1211511-001	<0.010	9.65	9.60	10.0	mg/L	97	96	1 %
QC12120322	MS 1	Mercury, SPLP	SW846 7470A	1211511-001	<0.000	0.005	0.005	0.005	mg/L	104	98	<1%
QC12120817	MS 1	Thallium, SPLP	SW846 6020	1211511-001	<0.001	0.009	0.009	0.010	mg/L	89	89	<1%
		Antimony, SPLP	SW846 6020	1211511-001	<0.003	0.009	0.009	0.010	mg/L	95	95	<1%
		Arsenic, SPLP	SW846 6020	1211511-001	<0.005	0.049	0.050	0.050	mg/L	99	100	2 %
		Lead, SPLP	SW846 6020	1211511-001	<0.003	0.009	0.009	0.010	mg/L	92	93	<1%
		Selenium, SPLP	SW846 6020	1211511-001	<0.005	0.045	0.046	0.050	mg/L	89	93	2 %

475 East Greg Street Suite #119
Sparks, NV 89431 (775) 355-0202
EPA Lab ID: NV00925 - ELAP No: 2523

1084 Lamoille Hwy
Elko, NV 89801 (775) 777-9933
EPA Lab ID: NV00926

3230 Polaris Ave #4
Las Vegas, NV 89102 (702) 475-8899
EPA Lab ID: NV00932

WETLAB
WESTERN ENVIRONMENTAL TESTING LABORATORY
Specializing in Soil, Hazardous Waste and Water Analysis.

475 E. Greg Street #119 | Sparks, Nevada 89431
tel (775) 355-0202 | fax (775) 355-0817 | www.WETLaboratory.com

Lab Number 121511
Report Due Date: 12/13/12
Page ____ of ____

Client McClelland Labs. Inc
Address 1011e Greg St.
City, State & Zip Sparks, NV 89431
Contact
Phone 3510-1300 | Collector's Name LS
Fax | Project Name
P.O. Number | Project Number 3438
Email

Turnaround Time
Standard ____ 5 Day ____ Other ____

Billing Address (if different than Client Address):
Company ____
Address ____
City, State & Zip ____
Contact ____
Phone ____
Fax ____
Email ____

Additional Information

Fax Results	Y	N	To: Client	Billing
Email Results	Y	N	To: Client	Billing
Compliance Monitoring	Y	N		
Fax Results to State EPA	Y	N		

Sample Type Codes

DW = Drinking Water	SD = Solid
WW = Wastewater	SO = Soil
SW = Surface Water	HW = Hazardous Waste
MW = Monitoring Well	OTHER: ____

SAMPLE ID/LOCATION	DATE	TIME	SAMPLE TYPE	NO. OF CONTAINERS	Analyses Requested: SPLP w/Profile II	Spl. No.
3438-Overflo, As rec'd	11/29/12	2:30		1		
↓ - Whole tails, As rec'd	↓	↓				
↓ - 103-92557-010-OF Underflow						
New Mexico Samples						

Instructions/Comments/Special Requirements:
New Mexico Samples
* B, Il to MLI

SAMPLE RECEIPT	DATE	TIME	Samples Relinquished By	Samples Received By
Temperature 18.4°C	11/30/12	9:10p		
Custody Seals Intact? Y N None				
Number of Containers 1				

WETLAB'S Standard Terms and Conditions apply unless written agreements specify otherwise. Payment terms are Net 30.

To the maximum extent permitted by law, the Client agrees to limit the liability of WETLAB for the Client's damages to the total compensation received, unless other agreements are made in writing. This limitation shall apply regardless of the cause of action or legal theory pled or asserted.

NEW COC c̄ 3 SEPARATE SAMPL

WETLAB
WESTERN ENVIRONMENTAL TESTING LABORATORY
Specializing in Soil, Hazardous Waste and Water Analysis.
475 E. Greg Street #119 | Sparks, Nevada 89431
tel (775) 355-0202 | fax (775) 355-0817 | www.WETLaboratory.com

Lab Number 121511
Report Due Date:
Page 1 of 1

Client McClelland Laboratories, Inc.
Address 1016 Greg Street
City, State & Zip Sparks, NV 89431
Contact Mike Medina
Phone 775-356-1300 | Collector's Name RJ
Fax 775-356-8917 | Project Name
P.O. Number | Project Number 3438
Email mli@mettest.com

Turnaround Time: Standard ___ 5-Day ___ Other ___

Billing Address (if different than Client Address):
Company ___
Address ___
City, State & Zip ___
Contact ___
Phone ___
Fax ___
Email ___

Additional Information
Fax Results Y N To: Client Billing
Email Results Y N To: Client Billing
Compliance Monitoring Y N
Fax Results to State EPA Y N

Sample Type Codes
DW = Drinking Water
WW = Wastewater
SW = Surface Water
MW = Monitoring Well
SD = Solid
SO = Soil
HW = Hazardous Waste
OTHER: ___

Analyses Requested

SAMPLE ID/LOCATION	DATE	TIME	SAMPLE TYPE	NO. OF CONTAINERS	SPLP w/ profile II on extras										Spl. No.
Whole Tails	11/29/12	2:30	SD	1	X										
Overflow	↓	↓	↓	1	↓										
Underflow (103-92557-010)	↓	↓	↓	1	↓										

Instructions/Comments/Special Requirements: Samples form New Mexico

SAMPLE RECEIPT	DATE	TIME	Samples Relinquished By	Samples Received By
Temperature ___ °C			See original COC	- ADS
Custody Seals Intact? Y N None				
Number of Containers ___				

WETLAB'S Standard Terms and Conditions apply unless written agreements specify otherwise. Payment terms are Net 30.

To the maximum extent permitted by law, the Client agrees to limit the liability of WETLAB for the Client's damages to the total compesation received, unless other agreements are made in writing. This limitation shall apply regardless of the cause of action or legal theory pled or asserted.

301.2E

WETLAB
WESTERN ENVIRONMENTAL TESTING LABORATORY
Specializing in Soil, Hazardous Waste and Water Analysis.

475 E. Greg Street #119 | Sparks, Nevada 89431
tel (775) 355-0202 | fax (775) 355-0817 | www.WETLaboratory.com

Lab Number 121511
Report Due Date: 12/13/12
Page ____ of ____

Client McClelland Labs, Inc
Address 1011a Greg St.
City, State & Zip Sparks, NV 89431
Contact
Phone 3510-1300 | Collector's Name SS
Fax | Project Name
P.O. Number | Project Number 3438
Email

Turnaround Time
Standard ____ 5-Day ____ Other ____

Billing Address (if different than Client Address):
Company ____
Address ____
City, State & Zip ____
Contact ____
Phone ____
Fax ____
Email ____

Additional Information

Fax Results	Y	N	To: Client	Billing
Email Results	Y	N	To: Client	Billing
Compliance Monitoring	Y	N		
Fax Results to State EPA	Y	N		

Sample Type Codes

DW = Drinking Water	SD = Solid
WW = Wastewater	SO = Soil
SW = Surface Water	HW = Hazardous Waste
MW = Monitoring Well	OTHER: ____

SAMPLE ID/LOCATION	DATE	TIME	SAMPLE TYPE	NO. OF CONTAINERS	Analyses Requested: SPLP w/Profile II	Spl. No.
3438-Overflo, As rec'd	11/9/12	2:30		1		
↓ -Whole Talk, As rec'd	↓	↓		-		
↓ -103-92557-010-OF Underflow	↓	↓				
New Mexico Samples						

Instructions/Comments/Special Requirements:
New Mexico Samples
* B, 11 to MLI

SAMPLE RECEIPT	DATE	TIME	Samples Relinquished By	Samples Received By
Temperature 18.4°C	11/10/12	9:10p		
Custody Seals Intact? Y N None				
Number of Containers 1				

WETLAB'S Standard Terms and Conditions apply unless written agreements specify otherwise. Payment terms are Net 30.

To the maximum extent permitted by law, the Client agrees to limit the liability of WETLAB for the Client's damages to the total compesation received, unless other agreements are made in writing. This limitation shall apply regardless of the cause of action or legal theory pled or asserted

NEW COC c̄ 3 SEPARATE SAMPL

WETLAB
WESTERN ENVIRONMENTAL TESTING LABORATORY
Specializing in Soil, Hazardous Waste and Water Analysis.
475 E. Greg Street #119 | Sparks, Nevada 89431
tel (775) 355-0202 | fax (775) 355-0817 | www.WETLaboratory.com

Lab Number 121511
Report Due Date:
Page 1 of 1

Client McClelland Laboratories, Inc.
Address 1016 Greg Street
City, State & Zip Sparks, NV 89431
Contact Mike Medina
Phone 775-356-1300 | Collector's Name RJ
Fax 775-356-8917 | Project Name
P.O. Number | Project Number 3438
Email mli@mettest.com

Turnaround Time: Standard | 5-Day | Other

Billing Address (if different than Client Address):
Company
Address
City, State & Zip
Contact
Phone
Fax
Email

Additional Information
Fax Results Y N To: Client Billing
Email Results Y N To: Client Billing
Compliance Monitoring Y N
Fax Results to State EPA Y N

Sample Type Codes
DW = Drinking Water
WW = Wastewater
SW = Surface Water
MW = Monitoring Well
SD = Solid
SO = Soil
HW = Hazardous Waste
OTHER:

Analyses Requested

SAMPLE ID/LOCATION	DATE	TIME	SAMPLE TYPE	NO. OF CONTAINERS	SPLP w/ profile II on extras									Spl. No.
Whole Tails	11/29/12	2:30	SD	1	X									
Overflow	↓	↓	↓	1	↓									
Underflow (103-92557-010)	↓	↓	↓	1	↓									

Instructions/Comments/Special Requirements: Samples form New Mexico

SAMPLE RECEIPT	DATE	TIME	Samples Relinquished By	Samples Received By
Temperature ____ °C			See original COC	-AOS
Custody Seals Intact? Y N None				
Number of Containers ____				

WETLAB'S Standard Terms and Conditions apply unless written agreements specify otherwise. Payment terms are Net 30.

To the maximum extent permitted by law, the Client agrees to limit the liability of WETLAB for the Client's damages to the total compesation received, unless other agreements are made in writing. This limitation shall apply regardless of the cause of action or legal theory pled or asserted.

301.2E

Appendix D
Mineralogy Reports

2010 Mineralogical Assessment

2010 Mineralogical Assessment of the Copper Flat Project, New Mexico, USA

Report Prepared for

THEMAC Resources Group Ltd.



Report Prepared by

SRK Consulting (UK) Limited
UK3939

COPYRIGHT AND DISCLAIMER

Copyright (and any other applicable intellectual property rights) in this document and any accompanying data or models is reserved by SRK Consulting (UK) Limited ("SRK") and is protected by international copyright and other laws.

This document may not be utilised or relied upon for any purpose other than that for which it is stated within and SRK shall not be liable for any loss or damage caused by such use or reliance. In the event that the recipient of this document wishes to use the content of this document in support of any purpose beyond or outside that which it is expressly stated or for the raising of any finance from a third party where the document is not being utilised in its full form for this purpose, the recipient shall, prior to such use, present a draft of any report or document produced by it that may incorporate any of the content of this document to SRK for review so that SRK may ensure that this is presented in a manner which accurately and reasonably reflects any results or conclusions produced by SRK.

The use of this document is strictly subject to terms licensed by SRK to its client as the recipient of this document and unless otherwise agreed by SRK, this does not grant rights to any third party. This document shall only be distributed to any third party in full as provided by SRK and may not be reproduced or circulated in the public domain (in whole or in part) or in any edited, abridged or otherwise amended form unless expressly agreed in writing by SRK. In the event that this document is disclosed or distributed to any third party, no such third party shall be entitled to place reliance upon any information, warranties or representations which may be contained within this document and the recipient of this document shall indemnify SRK against all and any claims, losses and costs which may be incurred by SRK relating to such third parties.

© SRK Consulting (UK) Limited 2011

SRK Legal Entity:		SRK Consulting (UK) Limited
SRK Address:		5th Floor Churchill House 17 Churchill Way City and County of Cardiff, CF10 2HH Wales, United Kingdom.
Date:		June 2012
Project Number:		UK3939
SRK Project Director:	Rob Bowell	Corporate Consultant (Geochemistry)
SRK Project Manager:	Rob Bowell	Corporate Consultant (Geochemistry)
Client Legal Entity:		THEMAC Resources Group Ltd
Client Address:		2425 San Pedro Drive, NE Albuquerque, New Mexico 87110

Table of Contents

1 SUMMARY....1
2 SRK0864 (ANDESITE)....1
3 SAMPLE SRK 0867 (QUARTZ MONZONITE)....3
4 SAMPLE SRK 0868 (QUARTZ MONZONITE)....4
5 SAMPLE SRK 0870 (DOLERITE)....5
6 SAMPLE SRK 0871 (QUARTZ MONZONITE)....7
7 SAMPLE SRK 0872 (BIOTITE BRECCIA)....8
8 SAMPLE SRK 0873 (BIOTITE BRECCIA)....9
9 SAMPLE SRK 0874 (ANDESITE)....11
10 SAMPLE SRK 0874B (LATITE)....12
11 SAMPLE SRK 0879 (QUARTZ MONZONITE)....14
12 SAMPLE SRK 0884 (BIOTITE BRECCIA)....15
13 SAMPLE SRK 0885 (QUARTZ FELDSPAR BRECCIA)....17
14 SAMPLE SRK 0889 (QUARTZ MONZONITE)....18
15 SAMPLE SRK 0890 (QUARTZ MONZONITE)....20
16 SAMPLE SRK 0892 (QUARTZ MONZONITE)....21
17 SAMPLE SRK 0894 (BIOTITE BRECCIA)....23
18 SAMPLE SRK 0897 (BIOTITE BRECCIA)....24

List of Tables

Table 2-1: Minerals found in SRK0864 and their abundance....1
Table 3-1: Minerals found in SRK0867 and their abundance....3
Table 4-1: Minerals found in SRK0868 and their abundance....4
Table 5-1: Minerals found in SRK0870 and their abundance....5
Table 6-1: Minerals found in SRK0871 and their abundance....7
Table 7-1: Minerals found in SRK0872 and their abundance....8
Table 8-1: Minerals found in SRK0873 and their abundance....9
Table 9-1: Minerals found in SRK0874 and their abundance....11
Table 10-1: Minerals found in SRK0874 and their abundance....12
Table 11-1: Minerals found in SRK0879 and their abundance....14
Table 12-1: Minerals found in SRK0884 and their abundance....15
Table 13-1: Minerals found in SRK0885 and their abundance....17

Table 14-1: Minerals found in SRK0889 and their abundance 18

Table 15-1: Minerals found in SRK0890 and their abundance 20

Table 16-1: Minerals found in SRK0892 and their abundance 21

Table 17-1: Minerals found in SRK0894 and their abundance 23

Table 18-1: Minerals found in SRK0897 and their abundance 24

List of Figures

Figure 2-1: Propylitic andesite showing plagioclase feldspar laths with no preferred orientation. (XPL x 10 magnification. Field of view = 1.16mm) 2

Figure 2-2: Malachite-filled amygdale (PPL x 10 magnification. Field of view = 1.16mm) 2

Figure 3-1: Chalcopyrite mineralisation within quartz (XPL and reflected light at x 10 magnification. Field of view = 1.16mm).....3

Figure 4-1: Pyrite associated with K-feldspar and chlorite (PPL at x 10 magnification. Field of view = 1.16mm).....4

Figure 4-2: Weathered K-feldspar (XPL at x 10 magnification. Field of view = 0.5mm) 5

Figure 5-1: Fine-grained plagioclase groundmass with plagioclase phenocrysts (PPL at x 10 magnification. Field of view = 1.16mm).....6

Figure 5-2: Fine-grained plagioclase groundmass with plagioclase phenocrysts and vesicles (PPL at x 10 magnification. Field of view = 1.16mm) 6

Figure 6-1: Intergrown quartz and feldspar (bottom right) with biotite and malachite banding (top left) (XPL at x 4 magnification. Field of view = 2.8mm).....7

Figure 6-2: Intergrown quartz, hematite malachite and biotite (PPL at x 10 magnification. Field of view = 1.16mm) 8

Figure 7-1: Heavily weathered K-feldspar (XPL at x 4 magnification. Field of view = 2.8mm) 9

Figure 8-1: Heavily altered K-feldspar by kaolinite and quartz inclusion in pyrite (XPL and reflected light at x 4 magnification. Field of view = 2.8mm) 10

Figure 8-2: Chalcopyrite within altered K-feldspar (XPL at x 10 magnification. Field of view = 1.16mm) 10

Figure 8-3: Chalcopyrite within altered K-feldspar (reflected light at x 10 magnification. Field of view = 1.16mm).....11

Figure 9-1: Porphyritic texture in andesite (XPL at x 10 magnification. Field of view = 1.16 mm) 12

Figure 10-1: Biotite phenocryst within fine-grained quartz and feldspar groundmass. (XPL at x 10 magnification. Field of view = 1.16 mm) 13

Figure 10-2: Fine-grained quartz and feldspar groundmass. (XPL at x 10 magnification. Field of view = 1.16 mm).....13

Figure 11-1: Sericitically altered feldspar with pyrite (top right). (XPL at x 10 magnification. Field of view = 1.16 mm)....14

Figure 11-2: Sericitically altered feldspar quartz. (XPL at x 10 magnification. Field of view = 1.16 mm)....15

Figure 12-1: Chalcopyrite mineralisation along edges of quartz grains. (XPL and reflected light at x 4 magnification. Field of view = 2.8 mm)....16

Figure 12-2: Chalcopyrite mineralisation with biotite and quartz. (PPL at x 10 magnification. Field of view = 1.16 mm)....16

Figure 12-3: Chalcopyrite mineralisation with biotite and quartz. (reflected light at x 10 magnification. Field of view = 1.16 mm)....17

Figure 13-1: Chalcopyrite mineralisation along edges of quartz grains. (XPL and reflected light at x 4 magnification. Field of view = 2.8 mm)....18

Figure 14-1: Carbonate mineral within quartz matrix. (XPL at x 10 magnification. Field of view = 1.16mm)....19

Figure 14-2: Pyrite within quartz matrix. (reflected light at x 10 magnification. Field of view = 1.16mm)....19

Figure 15-1: Chalcopyrite within quartz (left) and pyrite within chlorite (right). (PPL and reflected light at x 4 magnification. Field of view = 2.8 mm)....20

Figure 15-2: Pyrite inclusion within chlorite. (PPL and reflected light at x 4 magnification. Field of view = 2.8 mm)....21

Figure 16-1: Heavily weathered K-feldspar with quartz and some pyrite. (XPL at x 4 magnification. Field of view = 2.8 mm)....22

Figure 16-2: Chalcopyrite with quartz. (reflected light at x 10 magnification. Field of view = 1.16 mm)....22

Figure 17-1: Association of pyrite with biotite. (PPL and reflected light at x 10 magnification. Field of view = 1.16 mm)....23

Figure 17-2: Chalcopyrite and pyrite with biotite. (reflected light at x 10 magnification. Field of view = 1.16 mm)....24

Figure 18-1: Chalcopyrite (left) and pyrite (right). (PPL and reflected light at x 10 magnification. Field of view = 1.16 mm)....25

Figure 18-2: Pyrite in weathered feldspar. (XPL at x 4 magnification. Field of view = 2.8 mm)25

Figure 18-3: As above but in reflected light. (Pyrite in weathered feldspar – reflected light at x 4 magnification. Field of view = 2.8 mm)....26

SRK Consulting (UK) Limited
5th Floor Churchill House
17 Churchill Way
City and County of Cardiff
CF10 2HH, Wales
United Kingdom
E-mail: enquiries@srk.co.uk
URL: www.srk.co.uk
Tel: + 44 (0) 2920 348 150

2010 Mineralogical Assessment of the Copper Flat Project, New Mexico, USA

1 SUMMARY

A site visit and waste rock sample collection exercise was undertaken by SRK staff at the Copper Flat project, New Mexico in April 2010. During the site visit, seventeen surface grab samples were collected from existing waste rock piles on site and submitted for optical mineralogical analysis. The purpose of the mineralogical assessment was to investigate the composition of the existing waste rock on site, particularly in the form of secondary copper salts in addition to acid generating sulfide minerals and acid neutralizing carbonate minerals. The results of the mineralogical assessment are presented herein and provide support to the ongoing Waste Rock Characterization Program.

2 SAMPLE SRK0864 (ANDESITE)

This sample of andesite is fine-grained with a porphyritic texture and is dominated by numerous small euhedral laths of plagioclase feldspar within a predominantly-amphibole groundmass (see Figure 2-1). Several small vughs of malachite are present, which are approximately ~1mm in size. These have possibly developed where malachite has infilled vesicles within the andesite. In places, the plagioclase laths show some preferential flow texture around these vughs (see Figure 2-2).

Table 2-1: Minerals found in SRK0864 and their abundance

Trace Minerals (1% ≥)	Minor Minerals (1%–10%)	Major Minerals (10% <)
Olivine	Malachite	Plagioclase feldspar
Siderite	Hematite	Amphibole
Ankerite	Biotite	
Chlorite	Calcite	
Antigorite	Laumontite	
Dolomite		
Azurite		



Figure 2-1: Propylitic andesite showing plagioclase feldspar laths with no preferred orientation. (XPL x 10 magnification. Field of view = 1.16mm)

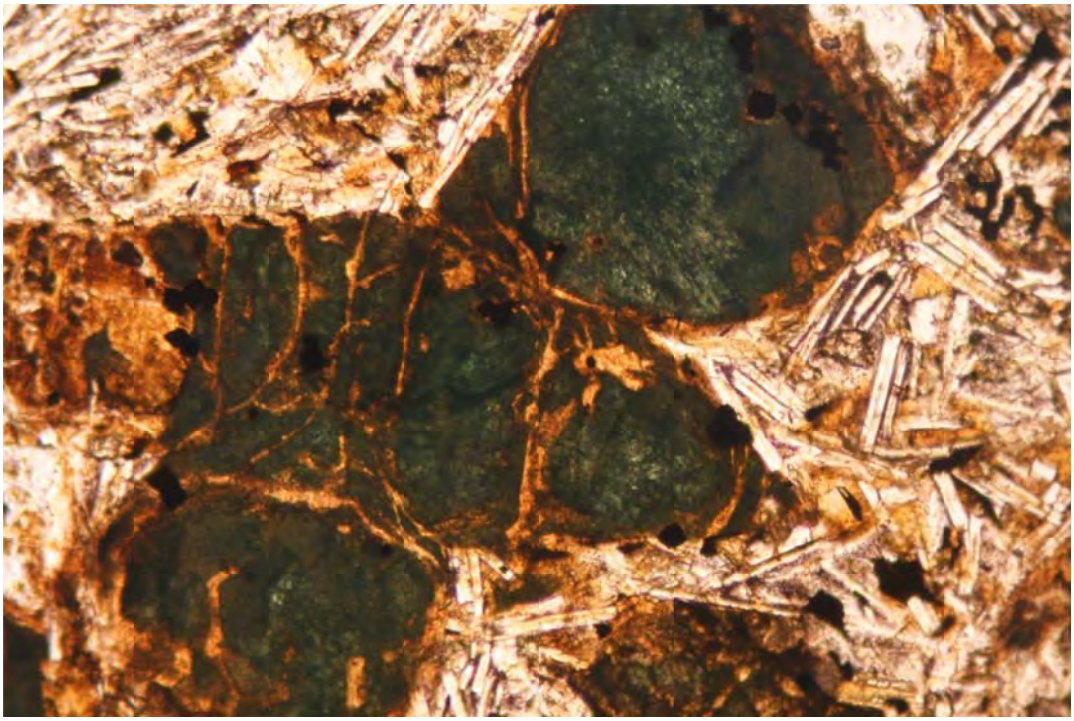

Figure 2-2: Malachite-filled amygdale (PPL x 10 magnification. Field of view = 1.16mm)

3 SAMPLE SRK 0867 (QUARTZ MONZONITE)

This sample of quartz monzonite an equigranular texture and consists primarily of fine-grained intergrown quartz and K-feldspar with small, euhedral disseminated chalcopyrite crystals, which generally occur in association with the quartz (see Figure 3-1). Alteration of the feldspars to sericite is visible in places.

Table 3-1: Minerals found in SRK0867 and their abundance

Trace Minerals (1% ≥)	Minor Minerals (1%–10%)	Major Minerals (10% <)
Pyrite	Sericite	Quartz
Chlorite	Chalcopyrite	K-fekldspar



Figure 3-1: Chalcopyrite mineralisation within quartz (XPL and reflected light at x 10 magnification. Field of view = 1.16mm)

4 SAMPLE SRK 0868 (QUARTZ MONZONITE)

The sample of quartz monzonite is composed primarily of K-feldspar, biotite, quartz and is characterised by a porphyritic texture, containing phenocrysts of K-feldspar up to 10 mm long. In places the K-feldspar is heavily altered to sericite. Significant pyrite (approximately 5 to 10%) is also present in this thin section, which appears to be associated with chlorite or with quartz along a small (0.2mm thick) vein.

Table 4-1: Minerals found in SRK0868 and their abundance

Trace Minerals (1% ≥)	Minor Minerals (1%–10%)	Major Minerals (10% <)
Sericite	Biotite	K-feldspar
Chalcopyrite	Pyrite	Quartz
Chlorite		
Apatite		
Monazite		
Kaolinite		



Figure 4-1: Pyrite associated with K-feldspar and chlorite (PPL at x 10 magnification. Field of view = 1.16mm)



Figure 4-2: Weathered K-feldspar (XPL at x 10 magnification. Field of view = 0.5mm)

5 SAMPLE SRK 0870 (DOLERITE)

The sample of dolerite is very fine-grained with a vesicular and porphyritic texture. The groundmass is almost glassy and is composed primarily of fine grained plagioclase feldspar. The phenocrysts are up to 0.5mm in size and are composed primarily of plagioclase (euhedral, often zoned crystals) and clinopyroxene, often replaced by serpentine group minerals, hematite and clays.

Table 5-1: Minerals found in SRK0870 and their abundance

Trace Minerals (1% ≥)	Minor Minerals (1%–10%)	Major Minerals (10% <)
Kaolinite	Clinopyroxene	Plagioclase feldspar
Antigorite		
Hematite		



Figure 5-1: Fine-grained plagioclase groundmass with plagioclase phenocrysts (PPL at x 10 magnification. Field of view = 1.16mm)



Figure 5-2: Fine-grained plagioclase groundmass with plagioclase phenocrysts and vesicles (PPL at x 10 magnification. Field of view = 1.16mm)

6 SAMPLE SRK 0871 (QUARTZ MONZONITE)

The quartz monzonite is roughly equigranular in texture and consists primarily of intergrown quartz and altered K-feldspar with biotite and malachite veining. The K-feldspar is heavily altered to sericite in places. The biotite occurs as a thin vein (~2mm thick) on one side of the section (Figure 6-1). The malachite occurs both disseminated within the thin section (generally surrounding quartz and feldspar crystals) and as a thin vein (2mm thick) at the side of the section. Pyrite generally occurs as perfect cubic crystals ~0.1mm in size within quartz.

Table 6-1: Minerals found in SRK0871 and their abundance

Trace Minerals (1% ≥)	Minor Minerals (1%–10%)	Major Minerals (10% <)
Zircon	Clay (sericite?)	Quartz
Chalcopyrite	Pyrite	K-feldspar
	Hematite	Biotite
	Kaolinite	Malachite

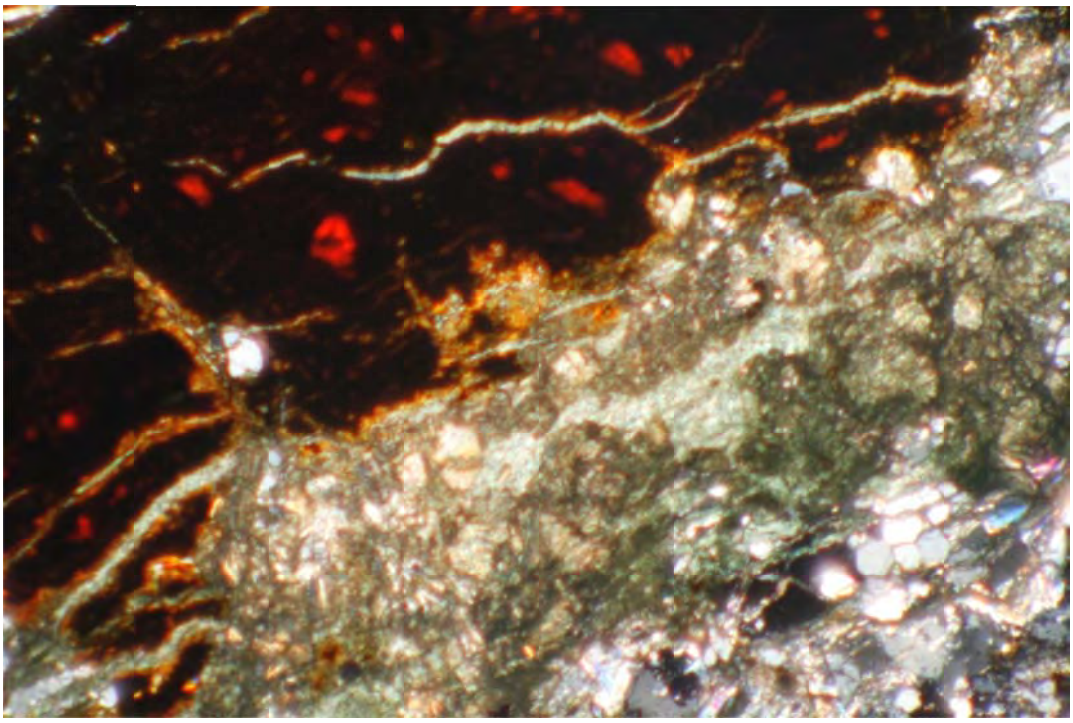

Figure 6-1: Intergrown quartz and feldspar (bottom right) with biotite and malachite banding (top left) (XPL at x 4 magnification. Field of view = 2.8mm)



Figure 6-2: Intergrown quartz, hematite malachite and biotite (PPL at x 10 magnification. Field of view = 1.16mm)

7 SAMPLE SRK 0872 (BIOTITE BRECCIA)

This sample of biotite breccia is dominated by heavily altered K-feldspar and quartz, with small amounts of pyrite and chalcopyrite being disseminated throughout the thin section. In places the K-feldspar appears to have been altered to sericite. Small amounts of chalcopyrite and pyrite present, which appear to be associated with both the quartz and weathered feldspars. The pyrite and chalcopyrite occur as small (0.2mm) crystals disseminated throughout the thin section and associated with both quartz and the weathered feldspars.

Table 7-1: Minerals found in SRK0872 and their abundance

Trace Minerals (1% ≥)	Minor Minerals (1%–10%)	Major Minerals (10% <)
Pyrite	Clay (sericite?)	Quartz
Chalcopyrite		K-feldspar



Figure 7-1: Heavily weathered K-feldspar (XPL at x 4 magnification. Field of view = 2.8mm)

8 SAMPLE SRK 0873 (BIOTITE BRECCIA)

This sample of biotite breccia is dominated by heavily altered K-feldspar and quartz. Some pyrite is present as isolated subhedral to euhedral crystals generally 0.1mm in size, often as inclusions within the quartz crystals. The texture of the specimen is difficult to ascertain due to the significant alteration of the feldspars.

Table 8-1: Minerals found in SRK0873 and their abundance

Trace Minerals (1% ≥)	Minor Minerals (1%–10%)	Major Minerals (10% <)
Chalcopyrite	Pyrite	Quartz
	Muscovite	K-feldspar
	Kaolinite	



Figure 8-1: Heavily altered K-feldspar by kaolinite and quartz inclusion in pyrite (XPL and reflected light at x 4 magnification. Field of view = 2.8mm)



Figure 8-2: Chalcopyrite within altered K-feldspar (XPL at x 10 magnification. Field of view = 1.16mm)



Figure 8-3: Chalcopyrite within altered K-feldspar (reflected light at x 10 magnification. Field of view = 1.16mm)

9 SAMPLE SRK 0874 (ANDESITE)

This sample of andesite has a fine-grained (almost glassy) texture containing phenocrysts (up to 0.5mm in size) of amphibole, and plagioclase feldspar (Figure 9-1). Plagioclase occurs as lath-shaped euhedral phenocrysts up to 0.5mm in size with multiple twinning visible. No preferred orientation of the phenocrysts is evident. The composition of the groundmass is indiscernible due to the fine grain size. Some pyrite is present, which is disseminated throughout the thin section and does not appear to be associated with any one mineral in particular.

Table 9-1: Minerals found in SRK0874 and their abundance

Trace Minerals (1% ≥)	Minor Minerals (1%–10%)	Major Minerals (10% <)
	Amphibole	Plagioclase
	Pyrite	Glassy groundmass



Figure 9-1: Porphyritic texture in andesite (XPL at x 10 magnification. Field of view = 1.16 mm)

10 SAMPLE SRK 0874B (LATITE)

The sample is characterised by a porphyritic texture with a very fine-grained groundmass (<0.01mm) composed primarily of quartz and plagioclase feldspar (Figure 10-1). Biotite is also present as euhedral phenocysts up to 1mm in size.

Table 10-1: Minerals found in SRK0874 and their abundance

Trace Minerals (1% ≥)	Minor Minerals (1%–10%)	Major Minerals (10% <)
	Biotite	Quartz
		Plagioclase

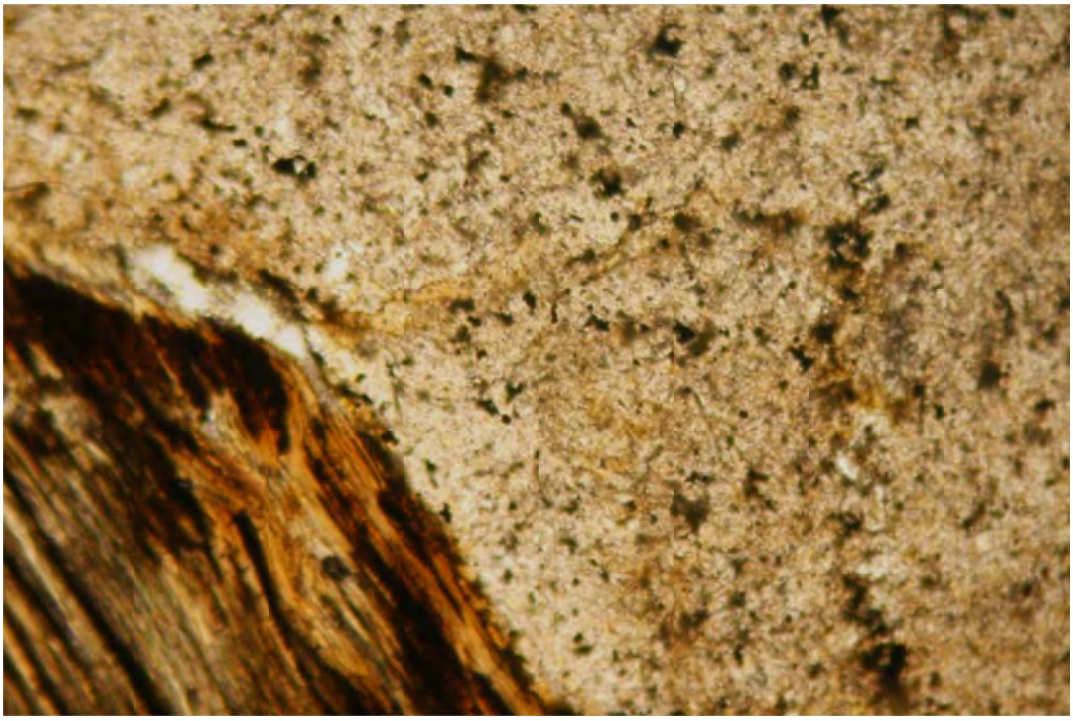

Figure 10-1: Biotite phenocryst within fine-grained quartz and feldspar groundmass. (XPL at x 10 magnification. Field of view = 1.16 mm)



Figure 10-2: Fine-grained quartz and feldspar groundmass. (XPL at x 10 magnification. Field of view = 1.16 mm)

11 SAMPLE SRK 0879 (QUARTZ MONZONITE)

This sample of quartz monzonite is dominated by plagioclase and K-feldspar, which in places has been altered to sericite. The sample is roughly equigranular in texture (although difficult to discern in places due to significant alteration of feldspars) and contains small amounts of pyrite and chalcopyrite. The chalcopyrite is disseminated throughout the thin section as small (~0.1 to 0.2mm) anhedral crystals. It is characterised by bright yellow colour under reflected light and does not appear to be associated with any one mineral in particular.

Table 11-1: Minerals found in SRK0879 and their abundance

Trace Minerals (1% ≥)	Minor Minerals (1%–10%)	Major Minerals (10% <)
Pyrite	Sericite	K-feldspar
	Chalcopyrite	Plagioclase



Figure 11-1: Sericitically altered feldspar with pyrite (top right). (XPL at x 10 magnification. Field of view = 1.16 mm)



Figure 11-2: Sericitically altered feldspar quartz. (XPL at x 10 magnification. Field of view = 1.16 mm)

12 SAMPLE SRK 0884 (BIOTITE BRECCIA)

This sample of biotite breccia has a roughly equigranular texture and is dominated by quartz, with some K-feldspar and biotite. There are numerous small (~0.1mm) anhedral chalcopyrite crystals disseminated throughout the thin section. These are often elongate and tend to occur as inclusions within the quartz or along boundaries of quartz crystals (see Figure 12-1).

Table 12-1: Minerals found in SRK0884 and their abundance

Trace Minerals (1% ≥)	Minor Minerals (1%–10%)	Major Minerals (10% <)
	Biotite	Quartz
	Chalcopyrite	K-feldspar



Figure 12-1: Chalcopyrite mineralisation along edges of quartz grains. (XPL and reflected light at x 4 magnification. Field of view = 2.8 mm)



Figure 12-2: Chalcopyrite mineralisation with biotite and quartz. (PPL at x 10 magnification. Field of view = 1.16 mm)



Figure 12-3: Chalcopyrite mineralisation with biotite and quartz. (reflected light at x 10 magnification. Field of view = 1.16 mm)

13 SAMPLE SRK 0885 (QUARTZ FELDSPAR BRECCIA)

This sample consists almost entirely of intergrown quartz crystals, with chalcopyrite veining along the crystal edges. The sample has an equigranular texture.

Table 13-1: Minerals found in SRK0885 and their abundance

Trace Minerals (1% ≥)	Minor Minerals (1%–10%)	Major Minerals (10% <)
	Chalcopyrite	Quartz



Figure 13-1: Chalcopyrite mineralisation along edges of quartz grains. (XPL and reflected light at x 4 magnification. Field of view = 2.8 mm)

14 SAMPLE SRK 0889 (QUARTZ MONZONITE)

The sample of quartz monzonite is dominated by intergrown, roughly equigranular quartz and altered K-feldspar, with small amounts (~5 to 10%) of a carbonate mineral (possibly calcite) also being present. This occurs as subhedral crystals up to 1mm in size and is characterised by bright interference colours in XPL and two strong, oblique cleavages in PPL. Generally occurs in association with quartz. See Figure 14-1. Small amounts of pyrite are also visible, which is disseminated throughout the thin section as small (0.2mm) anhedral crystals and is often associated with quartz.

Table 14-1: Minerals found in SRK0889 and their abundance

Trace Minerals (1% ≥)	Minor Minerals (1%–10%)	Major Minerals (10% <)
	Carbonate mineral (calcite?)	Quartz
	Pyrite	K-feldspar



Figure 14-1: Carbonate mineral within quartz matrix. (XPL at x 10 magnification. Field of view = 1.16mm)



Figure 14-2: Pyrite within quartz matrix. (reflected light at x 10 magnification. Field of view = 1.16mm)

15 SAMPLE SRK 0890 (QUARTZ MONZONITE)

The section is dominated by intergrown quartz and feldspar crystals between 0.1 and 4 mm in size. A porphyritic texture is evident, with simply-twinned, euhedral albite laths forming the phenocrysts. Weathering of the K-feldspars is evident from the speckled texture. Chlorite and biotite are also present, but their modal percentage is generally <5%. These minerals generally fill the voids between intergrown quartz and feldspar crystals and is often characterised by numerous small (<0.1mm) anhedral pyrite inclusions.

Table 15-1: Minerals found in SRK0890 and their abundance

Trace Minerals (1% ≥)	Minor Minerals (1%–10%)	Major Minerals (10% <)
Biotite	Plagioclase	Quartz
Chalcopyrite	Chlorite	K-feldspar
	Pyrite	



Figure 15-1: Chalcopyrite within quartz (left) and pyrite within chlorite (right). (PPL and reflected light at x 4 magnification. Field of view = 2.8 mm)

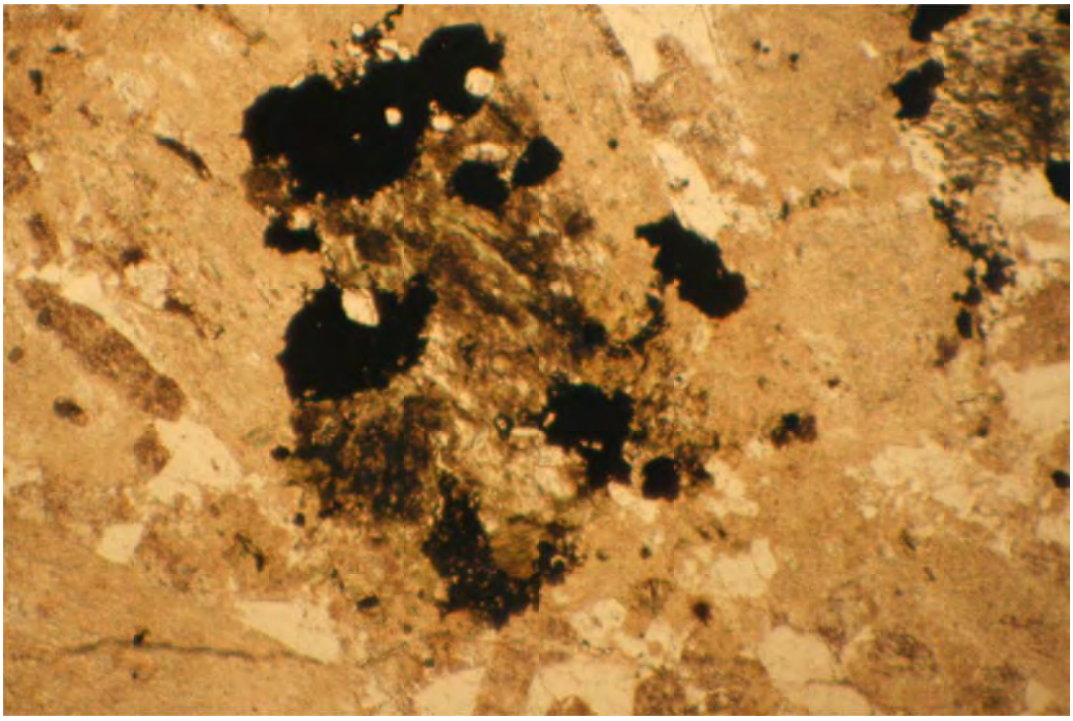

Figure 15-2: Pyrite inclusion within chlorite. (PPL and reflected light at x 4 magnification. Field of view = 2.8 mm)

16 SAMPLE SRK 0892 (QUARTZ MONZONITE)

The section is dominated by numerous thin laths of K-feldspar up to 4mm long, which have been heavy weathered to sericite and are intergrown with quartz and some biotite. The texture is difficult to ascertain due to the heavy weathering of the feldspars. Pyrite occurs as anhedral crystals up to 0.5mm in size, generally in association with quartz (see Figure 16-1). Characterised by bright grey/silver colour in reflected light.

Table 16-1: Minerals found in SRK0892 and their abundance

Trace Minerals (1% ≥)	Minor Minerals (1%–10%)	Major Minerals (10% <)
	Biotite	K-feldspar (often heavily altered to sericite)
	Chalcopyrite	Quartz
	Pyrite	



Figure 16-1: Heavily weathered K-feldspar with quartz and some pyrite. (XPL at x 4 magnification. Field of view = 2.8 mm)



Figure 16-2: Chalcopyrite with quartz. (reflected light at x 10 magnification. Field of view = 1.16 mm)

17 SAMPLE SRK 0894 (BIOTITE BRECCIA)

The thin section is dominated by intergrown quartz, feldspar and biotite and has a roughly equigranular texture. Small amounts of pyrite are also present, which are commonly associated with biotite in the sample. No carbonate minerals are present. The feldspars within this sample appear less weathered than in some of the other thin sections.

Table 17-1: Minerals found in SRK0894 and their abundance

Trace Minerals (1% ≥)	Minor Minerals (1%–10%)	Major Minerals (10% <)
Pyrite		Quartz
		K-feldspar
		Biotite

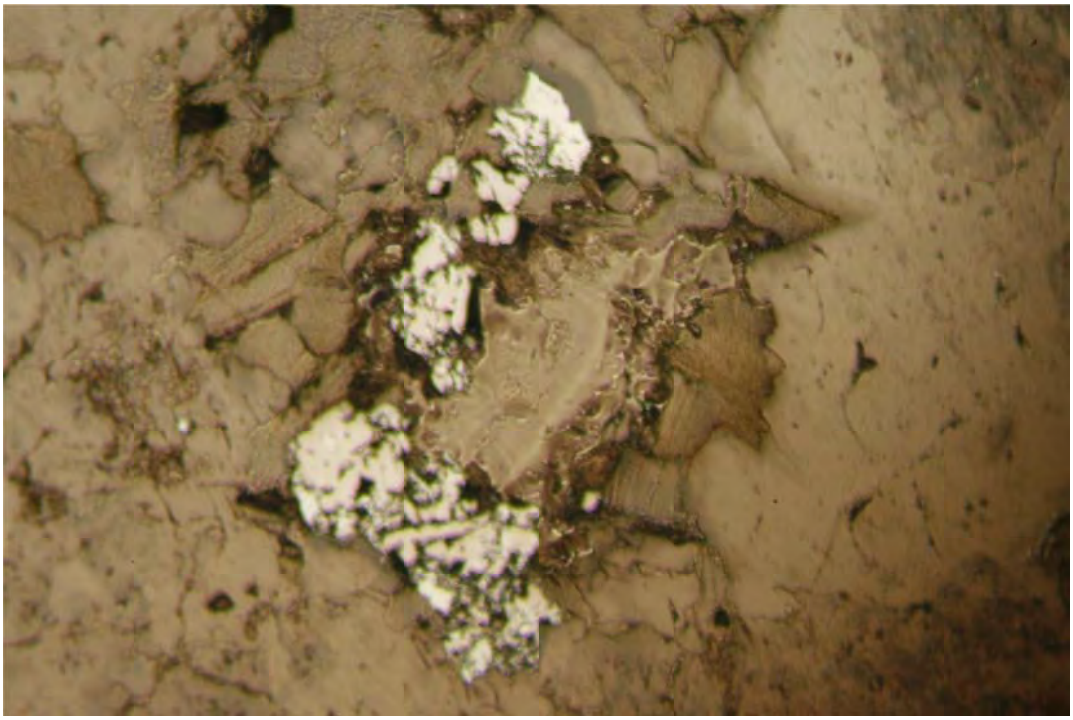

Figure 17-1: Association of pyrite with biotite. (PPL and reflected light at x 10 magnification. Field of view = 1.16 mm)



Figure 17-2: Chalcopyrite and pyrite with biotite. (reflected light at x 10 magnification. Field of view = 1.16 mm)

18 SAMPLE SRK 0897 (BIOTITE BRECCIA)

The section is dominated by intergrown, equigranular quartz and feldspar crystals, which are approximately 0.2 – 0.5mm in size. The K-feldspar is heavily altered in places. Both pyrite and chalcopyrite are present as small (<0.1mm) crystals, generally in association with chlorite (see Figure 18-1).

Table 18-1: Minerals found in SRK0897 and their abundance

Trace Minerals (1% ≥)	Minor Minerals (1%–10%)	Major Minerals (10% <)
Chalcopyrite	Chlorite	K-feldspar
	Pyrite	Quartz



Figure 18-1: Chalcopyrite (left) and pyrite (right). (PPL and reflected light at x 10 magnification. Field of view = 1.16 mm)



Figure 18-2: Pyrite in weathered feldspar. (XPL at x 4 magnification. Field of view = 2.8 mm)



Figure 18-3: As above but in reflected light. (Pyrite in weathered feldspar – reflected light at x 4 magnification. Field of view = 2.8 mm)

For and on behalf of SRK Consulting (UK) Limited



*Eur.Geol.*Robert Bowell PhD C.Chem C.Geol
Corporate Consultant
(Geochemistry)
SRK Consulting (UK) Limited



Ruth Warrender PhD FGS
Consultant
(Geochemistry)
SRK Consulting (UK) Limited

2011 Mineralogical Assessment

Mineralogical Assessment of 1 Sample from the Sternberg Lode at the Copper Flat Project, New Mexico, USA

Report Prepared for

THEMAC Resources Group Ltd.



Report Prepared by

SRK Consulting (UK) Limited
UK3939

COPYRIGHT AND DISCLAIMER

Copyright (and any other applicable intellectual property rights) in this document and any accompanying data or models is reserved by SRK Consulting (UK) Limited ("SRK") and is protected by international copyright and other laws.

This document may not be utilised or relied upon for any purpose other than that for which it is stated within and SRK shall not be liable for any loss or damage caused by such use or reliance. In the event that the recipient of this document wishes to use the content of this document in support of any purpose beyond or outside that which it is expressly stated or for the raising of any finance from a third party where the document is not being utilised in its full form for this purpose, the recipient shall, prior to such use, present a draft of any report or document produced by it that may incorporate any of the content of this document to SRK for review so that SRK may ensure that this is presented in a manner which accurately and reasonably reflects any results or conclusions produced by SRK.

The use of this document is strictly subject to terms licensed by SRK to its client as the recipient of this document and unless otherwise agreed by SRK, this does not grant rights to any third party. This document shall only be distributed to any third party in full as provided by SRK and may not be reproduced or circulated in the public domain (in whole or in part) or in any edited, abridged or otherwise amended form unless expressly agreed in writing by SRK. In the event that this document is disclosed or distributed to any third party, no such third party shall be entitled to place reliance upon any information, warranties or representations which may be contained within this document and the recipient of this document shall indemnify SRK against all and any claims, losses and costs which may be incurred by SRK relating to such third parties.

© SRK Consulting (UK) Limited 2011

		SRK Consulting (UK) Limited
SRK Legal Entity:		
SRK Address:		5th Floor Churchill House 17 Churchill Way City and County of Cardiff, CF10 2HH Wales, United Kingdom.
Date:		June 2012
Project Number:		UK3939
SRK Project Director:	Rob Bowell	Corporate Consultant (Geochemistry)
SRK Project Manager:	Rob Bowell	Corporate Consultant (Geochemistry)
Client Legal Entity:		THEMAC Resources Group Ltd
Client Address:		2425 San Pedro Drive, NE Albuquerque, New Mexico 87110

Table of Contents

1 SUMMARY 1

2 SRK2498 3

3 SRK2499 5

4 SRK2500 7

List of Tables

Table 1-1: Summary of Minerals Found in the Polished Blocks 2
Table 2-1: Minerals Found and Their Abundance 3
Table 3-1: Minerals Found and Their Abundance 5
Table 4-1: Minerals Found and Their Abundance 7

List of Figures

Figure 2-1: Cross Polarized Image 3
Figure 2-2: Reflected Light Image 4
Figure 2-3: Back Scatter Image 4
Figure 3-1: Cross Polarized Image 5
Figure 3-2: Back Scatter Image 6
Figure 3-3: Back Scatter Image 6
Figure 4-1: Reflected Light Image 7
Figure 4-2: Back Scatter Image 8
Figure 4-3: Back Scatter Image 8

SRK Consulting (UK) Limited
5th Floor Churchill House
17 Churchill Way
City and County of Cardiff
CF10 2HH, Wales
United Kingdom
E-mail: enquiries@srk.co.uk
URL: www.srk.co.uk
Tel: + 44 (0) 2920 348 150

Mineralogical Assessment of 1 Sample from the Sternberg Lode at the Copper Flat Project, New Mexico, USA

1 SUMMARY

One sample of material from the Sternberg Lode at the Copper Flat project, New Mexico, USA was submitted for mineralogical analysis. The sample was collected by SRK staff during a site visit and sample collection exercise in December 2011. Owing to mineralogical variability of the sampled material it was split into three sub-samples in order to assess variability across the mineralization. The three sub-samples are all typical of an altered quartz monzonites or monzo-granite with major amounts of quartz, orthoclase and albite. The feldspars in particular have all undergone major alteration to illite with occasional minor kaolinite. The variation between the three samples is all within the nature and abundance of copper minerals that are present.

Copper mineralization was mainly associated with the sulfide chalcopyrite ($CuFeS_2$) which was present in all three sub-samples. For two of the three sub-samples chalcopyrite was the only copper-bearing mineral observed although other base-metal sulfides were often observed including molybdenite (MoS), pyrite (FeS_2) and galena (PbS). One of the sub-samples contained a wide variety of copper-bearing minerals which in addition to chalcopyrite included minor cuprite (Cu_2O) and trace amounts of covellite (CuS), malachite ($Cu_2(CO_3)(OH)_2$), brochantite ($Cu_4(SO_4)(OH)_6$), native Cu and Belloite (Cu(OH)Cl).

Table 1-1: Summary of Minerals Found in the Polished Blocks

Minerals labelled in red are the copper-bearing minerals observed within the sample

		Sample ID	SRK2498	SRK2499	SRK2500
		Material →	Quartz Monzonite	Quartz Monzonite	Quartz Monzonite
		Ideal chemistry ↓			
	Quartz	SiO_2	XXX	XXX	XXX
	Zircon	$ZrSiO_4$		X	
	Fluorapatite	$Ca_5(PO_4)_3F$	X		X
	Tsumoite	BiTe	X		
	Belloite	Cu(OH)Cl	X		
	Native Copper	Cu	X		
Oxide Minerals	**Cuprite**	Cu_2O	XX		
	Ilmenite	$FeTiO_3$	X		
	Avasite	$5Fe_2O_3.2SiO_2.9H_2O$	X		X
	Goethite	FeOOH	X		
	Rutile	TiO_2	X	X	X
Clay Minerals	Clinochlore - Chamosite	$(Mg,Fe^{2+})_5Al(AlSi_3O_{10})(OH)_8$	X	X	X
	Phlogopite - Annite	$K(Mg, Fe^{2+})_3(AlSi_3O_{10})(OH,F)_2$	XX		XX
	Illite	$K_{0.65}Al_{2.0}[Al_{0.65}Si_{3.35}O_{10}](OH)_2$	XXX	XXX	XX
	Kaolinite	$Al_2(Si_2O_5)(OH)_4$		XX	
Feldspar Minerals	Albite	$NaAlSi_3O_8$	XXX	XXX	XXX
	Orthoclase	$KAlSi_3O_8$	XXX	XXX	XXX
Sulfates	**Brochantite**	$Cu_4(SO_4)(OH)_6$	X		
	Baryte	$BaSO_4$		X	
Sulfides	**Covellite**	CuS	X		
	Chalcopyrite	$CuFeS_2$	XX	X	X
	Molybdenite	MoS	X	X	X
	Pyrite	FeS_2	X	X	XX
	Galena	PbS		X	
Carbonates	**Malachite**	$Cu_2(CO_3)(OH)_2$	X		
X	Trace Minerals (<1% by area)				
XX	Minor Minerals (1-10% by area)				
XXX	Major Minerals (> 10% by area)				

2 SRK2498

This sub-sample is an altered quartz monzonite which contains the greatest amount and variety of copper minerals. Along with minor amounts of chalcopyrite and cuprite there was trace amounts of malachite, covellite, brochantite, native copper and belloite.

Table 2-1: Minerals Found and Their Abundance

Trace Minerals (1% ≥)	Minor Minerals (1%–10%)	Major Minerals (10% <)
Native Copper	Chalcopyrite	Quartz
Belloite	Cuprite	Albite
Brochantite	Phlogopite	Orthoclase
Covellite		Illite
Malachite		
Fluorapatite		
Tsumoite		
Ilmenite		
Avasite		
Goethite		
Rutile		
Clinochlore		
Molybdenite		
Pyrite		



Figure 2-1: Cross Polarized Image

This texture was typical of all three sub-samples with quartz, albite and orthoclase in close association. The orthoclase shows moderate to pervasive alteration to illite.



Figure 2-2: Reflected Light Image

Chalcopyrite (yellow) and covellite (violet/blue) in close associated within an altered silicate groundmass. The covellite is very fine-grained in comparison to the coarser chalcopyrite.

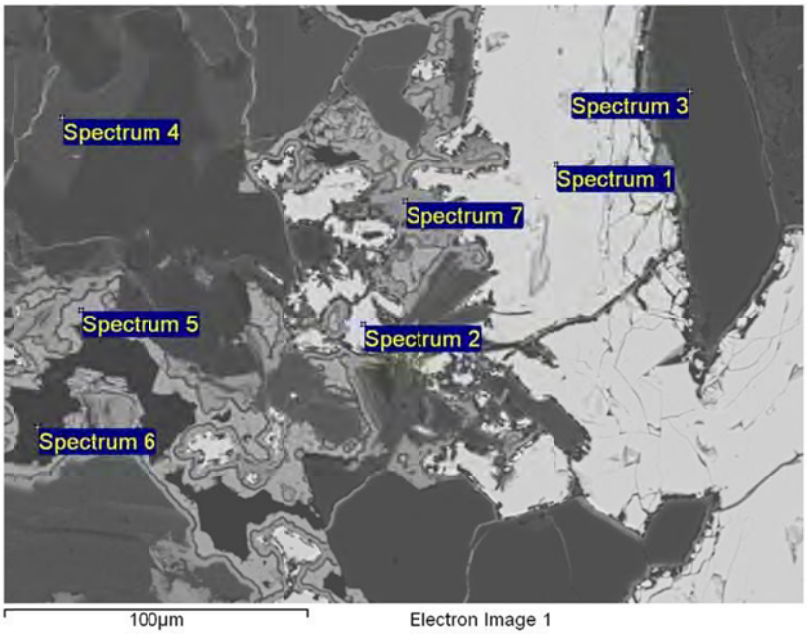

Figure 2-3: Back Scatter Image

Chalcopyrite (Spectra 1 & 2) associated with quartz (Spectrum 3), microcline (Spectrum 4), brochantite (Spectrum 5), belloite (Spectrum 6) and ilmenite (Spectrum 7).

3 SRK2499

This sub-sample is also an altered quartz monzonite which contains some trace amounts of chalcopyrite. No other copper minerals were observed within this sample and other trace mineral variability was limited.

Table 3-1: Minerals Found and Their Abundance

Trace Minerals (1% ≥)	Minor Minerals (1%–10%)	Major Minerals (10% <)
Zircon	Kaolinite	Quartz
Rutile		Albite
Clinochlore		Orthoclase
Baryte		Illite
Chalcopyrite		
Molybdenite		
Pyrite		
Galena		



Figure 3-1: Cross Polarized Image

Very fine-grained illite (high interference colours) altering from microcline and associated with small amounts of quartz.

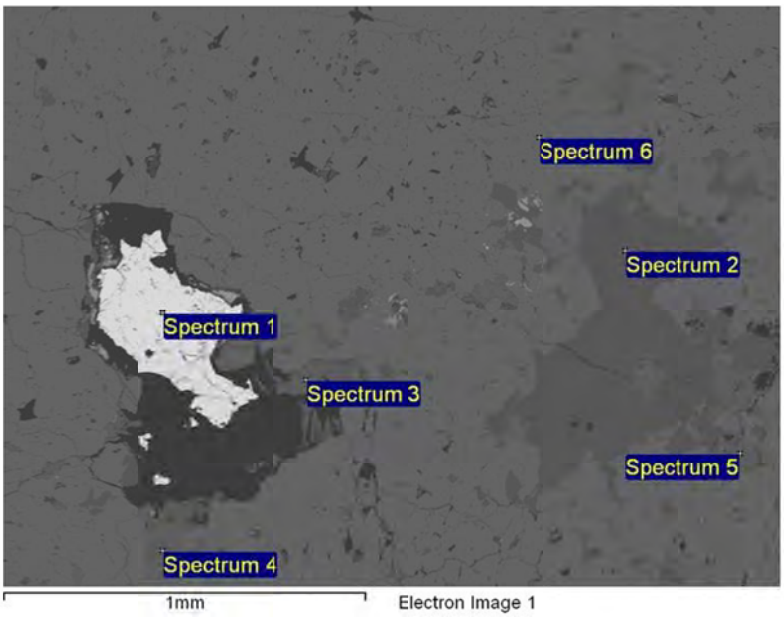

Figure 3-2: Back Scatter Image

Chalcopyrite (Spectrum 1), associated with quartz (Spectrum 2), illite (Spectra 3-5) and microcline (Spectrum 6).

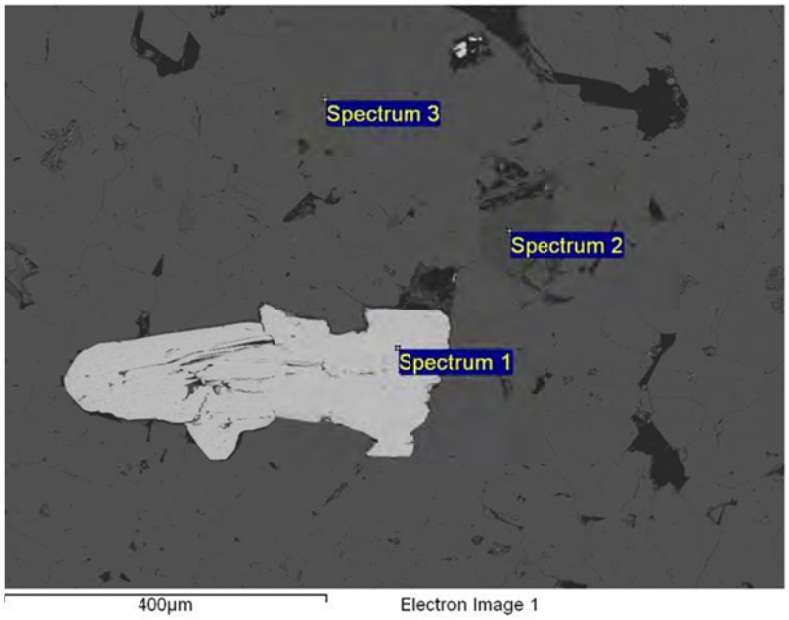

Figure 3-3: Back Scatter Image

Molybdenite grain (Spectrum 1), associated with quartz (Spectrum 2) and microcline (Spectrum 3).

4 SRK2500

This sub-sample is also an altered quartz monzonite which contains some minor amounts of pyrite and some trace amounts of chalcopyrite. No other copper minerals were observed within this sample and other trace mineral variability was limited.

Table 4-1: Minerals Found and Their Abundance

Trace Minerals (1% ≥)	Minor Minerals (1%–10%)	Major Minerals (10% <)
Zircon	Kaolinite	Quartz
Rutile	Pyrite	Albite
Clinochlore		Orthoclase
Baryte		Illite
Chalcopyrite		
Molybdenite		
Pyrite		
Galena		



Figure 4-1: Reflected Light Image

Chalcopyrite (yellow) and pyrite (cream) within a silicate groundmass.

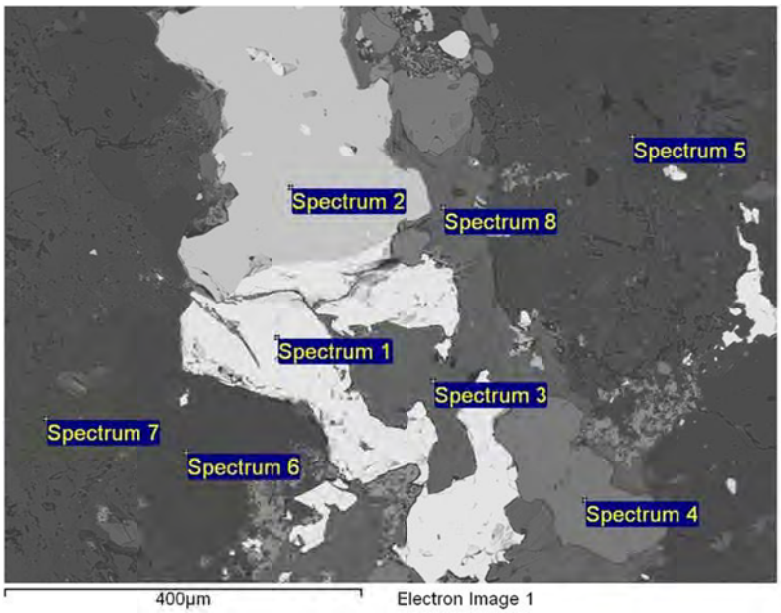

Figure 4-2: Back Scatter Image

Sulfide composite consisting of chalcopyrite (Spectrum 1) and pyrite (Spectrum 2) surrounded by clinochlore (Spectrum 3), fluorapatite (Spectrum 4), quartz (Spectra 5-6), illite (Spectrum 7) and phlogopite (Spectrum 8).

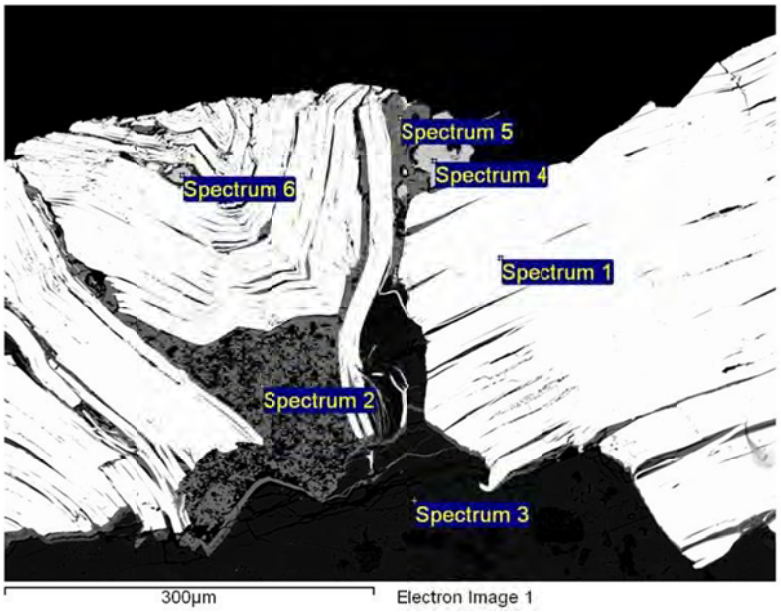

Figure 4-3: Back Scatter Image

Molybdenite grain (Spectrum 1), associated with avasite (Spectra 2 & 5), microcline (Spectrum 3) and chalcopyrite (Spectra 4 & 6).

For and on behalf of SRK Consulting (UK) Limited





*Eur.Geol.*Robert Bowell PhD C.Chem C.Geol
Corporate Consultant
(Geochemistry)
SRK Consulting (UK) Limited

Christopher Brough PhD MRes MEarthSc FGS
Consultant
(Geochemistry / Mineralogy)
SRK Consulting (UK) Limited

Appendix E
Waste Rock and Ore Humidity Cell Test Results

McClelland Laboratory Weekly Reports

New Mexico Copper Corp.
MLI Job No. 3438

Table 1 . - Humidity Cell Analytical Results, 604 562 (1.5000 Kg)

Week	Vol. L	Effluent pH	Redox, mV (vs Ag/AgCl)	Conductivity mS/cm	Total Fe mg/l	Total Fe mg/kg	Total Fe Cum. mg/kg	Fe^{2}+ mg/l	Fe^{3}+ mg/l	SO_4= mg/l	SO_4= mg/kg	SO_4= Cum. mg/kg	Acidity, $CaCO_3$ Equivalents mg/l	Acidity, $CaCO_3$ Equivalents mg/kg	Acidity, $CaCO_3$ Equivalents Cum. mg/kg	Alkalinity, $CaCO_3$ Equivalents mg/l	Alkalinity, $CaCO_3$ Equivalents mg/kg	Alkalinity, $CaCO_3$ Equivalents Cum. mg/kg
0	0.595	8.06	179	2.11	0.02	0.008	0.008	0.02	0.00	1600.0	634.67	634.67	0	0.00	0.00	80	31.73	31.73
1	0.863	8.17	204	0.86	0.00	0.000	0.008	0.00	0.00	400.0	230.13	864.80	0	0.00	0.00	102	58.68	90.41
2	0.700	7.79	203	0.30	0.00	0.000	0.008	0.00	0.00	97.0	45.27	910.07	0	0.00	0.00	54	25.20	115.61
3	0.767	8.21	227	0.42	0.00	0.000	0.008	0.00	0.00	110.0	56.25	966.32	0	0.00	0.00	106	54.20	169.81
4	0.730	8.13	127	0.39	0.01	0.005	0.013	0.00	0.01	91.0	44.29	1010.61	0	0.00	0.00	107	52.07	221.88
5	0.774	8.22	220	0.35	0.00	0.000	0.013	0.00	0.00	84.0	43.34	1053.95	0	0.00	0.00	91	46.96	268.84
6	0.758	8.09	147	0.40	0.00	0.000	0.013	0.00	0.00	130.0	65.69	1119.64	0	0.00	0.00	80	40.43	309.27
7	0.738	8.15	244	0.40	0.00	0.000	0.013	0.00	0.00	100.0	49.20	1168.84	0	0.00	0.00	94	46.25	355.52
8	0.761	8.00	288	0.37	0.00	0.000	0.013	0.00	0.00	120.0	60.88	1229.72	0	0.00	0.00	71	36.02	391.54
9	0.732	8.20	134	0.41	0.00	0.000	0.013	0.00	0.00	130.0	63.44	1293.16	0	0.00	0.00	78	38.06	429.60
10	0.747	7.88	269	0.41	0.00	0.000	0.013	0.00	0.00	120.0	59.76	1352.92	0	0.00	0.00	74	36.85	466.45
11	0.739	7.61	130	0.39	0.00	0.000	0.013	0.00	0.00	110.0	54.19	1407.11	0	0.00	0.00	75	36.95	503.40
12	0.746	8.10	211	0.36	0.02	0.010	0.023	0.00	0.02	100.0	49.73	1456.84	0	0.00	0.00	64	31.83	535.23
13	0.742	8.13	167	0.34	0.01	0.005	0.028	0.00	0.01	91.0	45.01	1501.85	0	0.00	0.00	75	37.10	572.33
14	0.716	8.12	144	0.36	0.01	0.005	0.033	0.00	0.01	84.0	40.10	1541.95	0	0.00	0.00	76	36.28	608.61
15	0.783	7.89	202	0.32	0.02	0.010	0.043	0.00	0.02	56.0	29.23	1571.18	0	0.00	0.00	82	42.80	651.41
16	0.731	8.24	226	0.32	0.01	0.005	0.048	0.01	0.00	79.0	38.50	1609.68	0	0.00	0.00	61	29.73	681.14
17	0.733	7.91	323	0.33	0.02	0.010	0.058	0.02	0.00	80.0	39.09	1648.77	0	0.00	0.00	71	34.70	715.84
18	0.735	7.66	317	0.32	0.01	0.005	0.063	0.00	0.01	72.0	35.28	1684.05	0	0.00	0.00	51	24.99	740.83
19	0.762	7.89	250	0.35	0.02	0.010	0.073	0.00	0.02	78.0	39.62	1723.67	0	0.00	0.00	74	37.59	778.42
20	0.727	7.75	206	0.33	0.00	0.000	0.073	0.00	0.00	87.0	42.17	1765.84	0	0.00	0.00	60	29.08	807.50
21	0.745	7.85	231	0.35	0.01	0.005	0.078	0.00	0.01	71.0	35.26	1801.10	0	0.00	0.00	74	36.75	844.25
22	0.750	7.84	227	0.34	0.00	0.000	0.078	0.00	0.00	73.0	36.50	1837.60	0	0.00	0.00	75	37.50	881.75
23	0.733	7.83	192	0.38	0.02	0.010	0.088	0.01	0.01	76.0	37.14	1874.74	0	0.00	0.00	78	38.12	919.87
24	0.743	7.83	239	0.35	0.03	0.015	0.103	0.00	0.03	69.0	34.18	1908.92	0	0.00	0.00	80	39.63	959.50
25	0.728	8.11	192	0.33	0.03	0.015	0.118	0.00	0.03	61.0	29.61	1938.53	0	0.00	0.00	73	35.43	994.93
26	0.747	8.15	213	0.29	0.00	0.000	0.118	0.00	0.00	45.0	22.41	1960.94	0	0.00	0.00	73	36.35	1031.28
27	0.745	8.18	192	0.30	0.01	0.005	0.123	0.00	0.01	47.0	23.34	1984.28	0	0.00	0.00	72	35.76	1067.04
28	0.769	8.07	234	0.31	0.00	0.000	0.123	0.00	0.00	59.0	30.25	2014.53	0	0.00	0.00	70	35.89	1102.93
29	0.731	8.14	173	0.34	0.01	0.005	0.128	0.00	0.01	71.0	34.60	2049.13	0	0.00	0.00	63	30.70	1133.63
30	0.721	8.03	231	0.34	0.02	0.010	0.138	0.00	0.02	75.0	36.05	2085.18	0	0.00	0.00	63	30.28	1163.91
31	0.763	8.10	201	0.30	0.02	0.010	0.148	0.00	0.02	51.0	25.94	2111.12	0	0.00	0.00	67	34.08	1197.99
32	0.737	7.84	216	0.32	0.06	0.029	0.177	0.01	0.05	56.0	27.51	2138.63	0	0.00	0.00	71	34.88	1232.87
33	0.699	8.09	245	0.32	0.00	0.000	0.177	0.00	0.00	58.0	27.03	2165.66	0	0.00	0.00	71	33.09	1265.96
34	0.781	8.13	250	0.25	0.00	0.000	0.177	0.00	0.00	31.0	16.14	2181.80	0	0.00	0.00	72	37.49	1303.45
35	0.746	8.00	226	0.21	0.00	0.000	0.177	0.00	0.00	50.0	24.87	2206.67	0	0.00	0.00	54	26.86	1330.31
36	0.684	8.08	245	0.23	0.00	0.000	0.177	0.00	0.00	53.0	24.17	2230.84	0	0.00	0.00	64	29.18	1359.49
37	0.728	7.99	206	0.21	0.02	0.010	0.187	0.00	0.02	49.0	23.78	2254.62	0	0.00	0.00	63	30.58	1390.07
38	0.737	7.84	266	0.21	0.04	0.020	0.207	0.00	0.04	46.0	22.60	2277.22	0	0.00	0.00	65	31.94	1422.01
39	0.747	7.94	252	0.20	0.03	0.015	0.222	0.02	0.01	44.0	21.91	2299.13	0	0.00	0.00	63	31.37	1453.38
40	0.744	8.03	253	0.20	0.00	0.000	0.222	0.00	0.00	40.0	19.84	2318.97	0	0.00	0.00	63	31.25	1484.63
41	0.755	7.90	209	0.19	0.01	0.005	0.227	0.01	0.00	35.0	17.62	2336.59	0	0.00	0.00	67	33.72	1518.35
42	0.742	8.00	198	0.20	0.04	0.020	0.247	0.02	0.02	34.0	16.82	2353.41	0	0.00	0.00	62	30.67	1549.02
43	0.732	7.80	153	0.19	0.02	0.010	0.257	0.01	0.01	41.0	20.01	2373.42	0	0.00	0.00	61	29.77	1578.79
44	0.757	7.80	210	0.16	0.01	0.005	0.262	0.00	0.01	43.0	21.70	2395.12	0	0.00	0.00	60	30.28	1609.07

Test Terminated

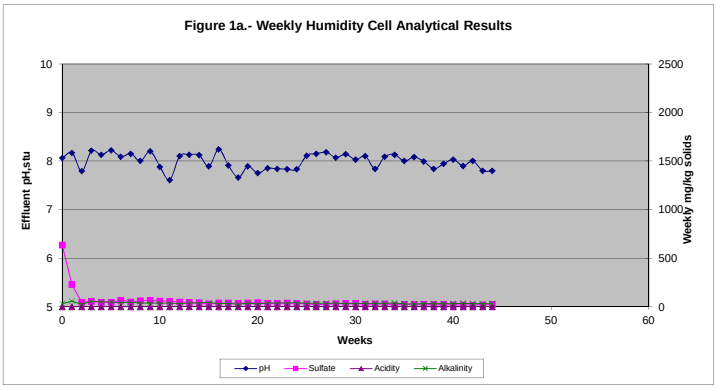

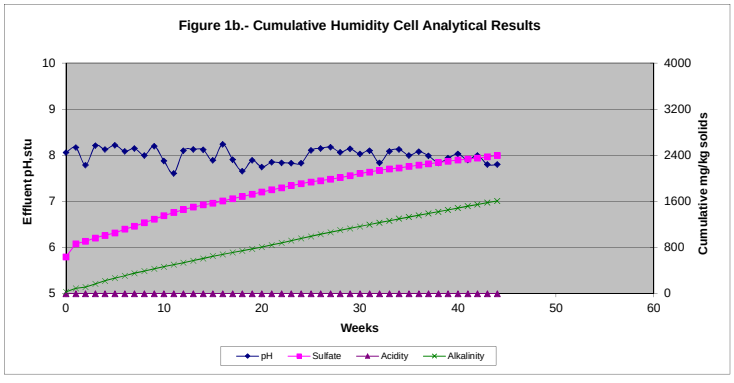

New Mexico Copper Corp.
MLI Job No. 3438

Table 2 . - Humidity Cell Analytical Results, 604 569 (1.5000 Kg)

Week	Vol. L	Effluent pH	Redox, mV (vs Ag/AgCl)	Conductivity mS/cm	Total Fe mg/l	Total Fe mg/kg	Total Fe Cum. mg/kg	Fe^{2}+ mg/l	Fe^{3}+ mg/l	SO_4= mg/l	SO_4= mg/kg	SO_4= Cum. mg/kg	Acidity, $CaCO_3$ Equivalents mg/l	Acidity, $CaCO_3$ Equivalents mg/kg	Acidity, $CaCO_3$ Equivalents Cum. mg/kg	Alkalinity, $CaCO_3$ Equivalents mg/l	Alkalinity, $CaCO_3$ Equivalents mg/kg	Alkalinity, $CaCO_3$ Equivalents Cum. mg/kg
0	0.767	8.54	171	0.64	0.02	0.010	0.010	0.00	0.02	200.0	102.27	102.27	0	0.00	0.00	100	51.13	51.13
1	0.784	8.18	258	0.31	0.02	0.010	0.020	0.00	0.02	79.0	41.29	143.56	0	0.00	0.00	88	45.99	97.12
2	0.680	8.36	215	0.27	0.02	0.009	0.029	0.00	0.02	88.0	39.89	183.45	0	0.00	0.00	62	28.11	125.23
3	0.758	8.15	185	0.25	0.01	0.005	0.034	0.00	0.01	46.0	23.25	206.70	0	0.00	0.00	66	33.35	158.58
4	0.711	8.10	278	0.25	0.01	0.005	0.039	0.00	0.01	54.0	25.60	232.30	0	0.00	0.00	61	28.91	187.49
5	0.705	8.13	193	0.21	0.00	0.000	0.039	0.00	0.00	46.0	21.62	253.92	0	0.00	0.00	42	19.74	207.23
6	0.798	8.06	277	0.20	0.00	0.000	0.039	0.00	0.00	35.0	18.62	272.54	0	0.00	0.00	54	28.73	235.96
7	0.693	7.99	253	0.22	0.00	0.000	0.039	0.00	0.00	43.0	19.87	292.41	0	0.00	0.00	55	25.41	261.37
8	0.775	8.10	246	0.20	0.09	0.047	0.086	0.04	0.05	38.0	19.63	312.04	0	0.00	0.00	49	25.32	286.69
9	0.752	8.13	135	0.21	0.00	0.000	0.086	0.00	0.00	47.0	23.56	335.60	0	0.00	0.00	41	20.55	307.24
10	0.722	7.74	248	0.21	0.00	0.000	0.086	0.00	0.00	46.0	22.14	357.74	0	0.00	0.00	38	18.29	325.53
11	0.741	8.02	121	0.20	0.00	0.000	0.086	0.00	0.00	42.0	20.75	378.49	0	0.00	0.00	37	18.28	343.81
12	0.691	7.93	196	0.18	0.01	0.005	0.091	0.00	0.01	35.0	16.12	394.61	0	0.00	0.00	27	12.44	356.25
13	0.736	7.47	184	0.18	0.00	0.000	0.091	0.00	0.00	32.0	15.70	410.31	0	0.00	0.00	30	14.72	370.97
14	0.705	7.57	137	0.18	0.00	0.000	0.091	0.00	0.00	29.0	13.63	423.94	0	0.00	0.00	27	12.69	383.66
15	0.725	7.53	195	0.18	0.01	0.005	0.096	0.00	0.01	27.0	13.05	436.99	0	0.00	0.00	28	13.53	397.19
16	0.726	8.28	219	0.17	0.00	0.000	0.096	0.00	0.00	25.0	12.10	449.09	0	0.00	0.00	30	14.52	411.71
17	0.713	8.06	307	0.17	0.01	0.005	0.101	0.00	0.01	25.0	11.88	460.97	0	0.00	0.00	27	12.83	424.54
18	0.721	8.22	258	0.17	0.03	0.014	0.115	0.00	0.03	24.0	11.54	472.51	0	0.00	0.00	28	13.46	438.00
19	0.674	7.77	294	0.18	0.02	0.009	0.124	0.00	0.02	25.0	11.23	483.74	0	0.00	0.00	29	13.03	451.03
20	0.798	7.99	162	0.18	0.00	0.000	0.124	0.00	0.00	21.0	11.17	494.91	0	0.00	0.00	32	17.02	468.05
21	0.695	7.92	198	0.18	0.01	0.005	0.129	0.00	0.01	24.0	11.12	506.03	0	0.00	0.00	27	12.51	480.56
22	0.764	7.91	183	0.18	0.00	0.000	0.129	0.00	0.00	23.0	11.71	517.74	0	0.00	0.00	29	14.77	495.33
23	0.703	7.81	168	0.18	0.00	0.000	0.129	0.00	0.00	25.0	11.72	529.46	0	0.00	0.00	27	12.65	507.98
24	0.757	7.95	165	0.17	0.00	0.000	0.129	0.00	0.00	22.0	11.10	540.56	0	0.00	0.00	26	13.12	521.10
25	0.677	7.86	172	0.17	0.00	0.000	0.129	0.00	0.00	23.0	10.38	550.94	0	0.00	0.00	24	10.83	531.93
26	0.761	8.06	216	0.17	0.02	0.010	0.139	0.00	0.02	21.0	10.65	561.59	0	0.00	0.00	30	15.22	547.15
27	0.738	7.85	206	0.17	0.01	0.005	0.144	0.00	0.01	20.0	9.84	571.43	0	0.00	0.00	25	12.30	559.45
28	0.741	7.67	182	0.17	0.02	0.010	0.154	0.01	0.01	20.0	9.88	581.31	0	0.00	0.00	23	11.36	570.81
29	0.708	7.96	173	0.17	0.02	0.009	0.163	0.01	0.01	19.0	8.97	590.28	0	0.00	0.00	22	10.38	581.19
30	0.685	7.86	206	0.17	0.03	0.014	0.177	0.01	0.02	20.0	9.13	599.41	0	0.00	0.00	24	10.96	592.15
31	0.761	8.02	208	0.17	0.00	0.000	0.177	0.00	0.00	17.0	8.62	608.03	0	0.00	0.00	30	15.22	607.37
32	0.764	7.91	163	0.17	0.00	0.000	0.177	0.00	0.00	15.0	7.64	615.67	0	0.00	0.00	25	12.73	620.10
33	0.724	7.87	200	0.17	0.00	0.000	0.177	0.00	0.00	12.0	5.79	621.46	0	0.00	0.00	22	10.62	630.72
34	0.638	7.92	223	0.16	0.01	0.004	0.181	0.00	0.01	16.0	6.81	628.27	0	0.00	0.00	23	9.78	640.50
35	0.815	7.79	226	0.15	0.00	0.000	0.181	0.00	0.00	12.0	6.52	634.79	0	0.00	0.00	30	16.30	656.80
36	0.701	7.75	222	0.15	0.00	0.000	0.181	0.00	0.00	13.0	6.08	640.87	0	0.00	0.00	22	10.28	667.08
37	0.767	7.86	204	0.15	0.02	0.010	0.191	0.00	0.02	10.0	5.11	645.98	0	0.00	0.00	27	13.81	680.89
38	0.730	7.69	229	0.15	0.00	0.000	0.191	0.00	0.00	11.0	5.35	651.33	0	0.00	0.00	24	11.68	692.57
39	0.692	7.62	244	0.14	0.05	0.023	0.214	0.02	0.03	12.0	5.54	656.87	0	0.00	0.00	21	9.69	702.26
40	0.724	7.79	137	0.14	0.03	0.014	0.228	0.00	0.03	10.0	4.83	661.70	0	0.00	0.00	22	10.62	712.88
41	0.774	7.65	202	0.14	0.04	0.021	0.249	0.02	0.02	7.8	4.02	665.72	0	0.00	0.00	26	13.42	726.30
42	0.722	7.61	213	0.14	0.03	0.014	0.263	0.03	0.00	8.4	4.04	669.76	0	0.00	0.00	21	10.11	736.41
43	0.671	7.57	192	0.14	0.03	0.013	0.276	0.02	0.01	11.0	4.92	674.68	0	0.00	0.00	21	9.39	745.80
44	0.785	7.52	173	0.14	0.03	0.016	0.292	0.01	0.02	11.0	5.76	680.44	0	0.00	0.00	26	13.61	759.41
	Test Terminated																	

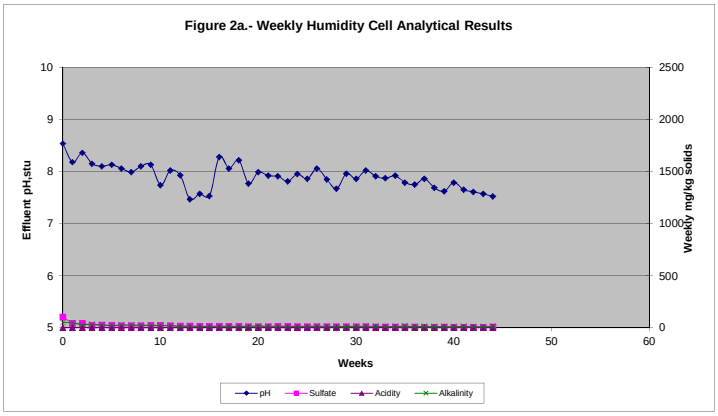

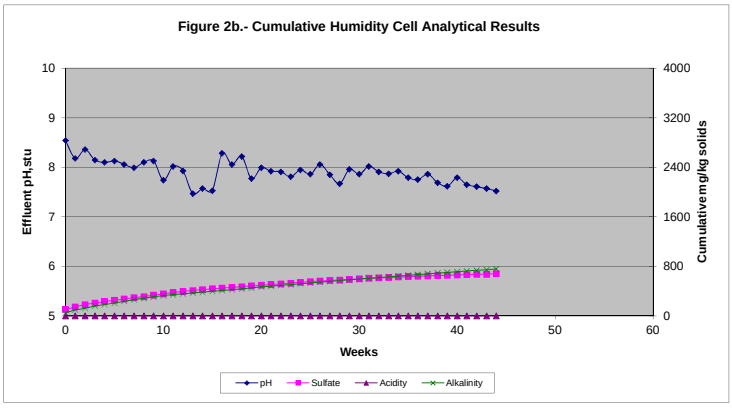

New Mexico Copper Corp.
MLI Job No. 3438

Table 3 . - Humidity Cell Analytical Results, 604 606 (1.5000 Kg)

Week	Vol. L	Effluent pH	Redox, mV (vs Ag/AgCl)	Conductivity mS/cm	Total Fe mg/l	Total Fe mg/kg	Total Fe Cum. mg/kg	Fe^{2}+ mg/l	Fe^{3}+ mg/l	SO_4= mg/l	SO_4= mg/kg	SO_4= Cum. mg/kg	Acidity, $CaCO_3$ Equivalents mg/l	Acidity, $CaCO_3$ Equivalents mg/kg	Acidity, $CaCO_3$ Equivalents Cum. mg/kg	Alkalinity, $CaCO_3$ Equivalents mg/l	Alkalinity, $CaCO_3$ Equivalents mg/kg	Alkalinity, $CaCO_3$ Equivalents Cum. mg/kg
0	0.738	8.42	197	0.71	0.01	0.005	0.005	0.00	0.01	170.0	83.64	83.64	0	0.00	0.00	138	67.90	67.90
1	0.751	8.21	184	0.28	0.04	0.020	0.025	0.00	0.04	39.0	19.53	103.17	0	0.00	0.00	122	61.08	128.98
2	0.766	8.36	210	0.32	0.03	0.015	0.040	0.00	0.03	67.0	34.21	137.38	0	0.00	0.00	114	58.22	187.20
3	0.729	8.30	180	0.37	0.02	0.010	0.050	0.00	0.02	95.0	46.17	183.55	0	0.00	0.00	91	44.23	231.43
4	0.733	8.31	142	0.36	0.00	0.000	0.050	0.00	0.00	81.0	39.58	223.13	0	0.00	0.00	95	46.42	277.85
5	0.725	8.20	145	0.29	0.00	0.000	0.050	0.00	0.00	76.0	36.73	259.86	0	0.00	0.00	60	29.00	306.85
6	0.787	8.16	123	0.30	0.00	0.000	0.050	0.00	0.00	63.0	33.05	292.91	0	0.00	0.00	79	41.45	348.30
7	0.711	8.18	175	0.31	0.00	0.000	0.050	0.00	0.00	63.0	29.86	322.77	0	0.00	0.00	82	38.87	387.17
8	0.724	8.17	248	0.29	0.00	0.000	0.050	0.00	0.00	68.0	32.82	355.59	0	0.00	0.00	73	35.23	422.40
9	0.770	8.15	141	0.30	0.00	0.000	0.050	0.00	0.00	63.0	32.34	387.93	0	0.00	0.00	77	39.53	461.93
10	0.727	7.98	227	0.30	0.00	0.000	0.050	0.00	0.00	69.0	33.44	421.37	0	0.00	0.00	61	29.56	491.49
11	0.729	8.08	123	0.30	0.03	0.015	0.065	0.01	0.02	62.0	30.13	451.50	0	0.00	0.00	70	34.02	525.51
12	0.737	8.14	157	0.26	0.03	0.015	0.080	0.00	0.03	55.0	27.02	478.52	0	0.00	0.00	56	27.51	553.02
13	0.727	8.04	106	0.25	0.00	0.000	0.080	0.00	0.00	49.0	23.75	502.27	0	0.00	0.00	63	30.39	583.41
14	0.737	8.17	120	0.26	0.02	0.010	0.090	0.00	0.02	42.0	20.64	522.91	0	0.00	0.00	66	32.43	615.84
15	0.777	7.81	149	0.24	0.02	0.010	0.100	0.00	0.02	38.0	19.68	542.59	0	0.00	0.00	62	32.12	647.96
16	0.706	8.31	181	0.24	0.01	0.005	0.105	0.01	0.00	43.0	20.24	562.83	0	0.00	0.00	58	27.30	675.26
17	0.746	8.32	285	0.23	0.01	0.005	0.110	0.00	0.01	39.0	19.40	582.23	0	0.00	0.00	59	29.34	704.60
18	0.772	8.27	270	0.22	0.02	0.010	0.120	0.01	0.01	36.0	18.53	600.76	0	0.00	0.00	55	28.31	732.91
19	0.717	8.08	279	0.23	0.03	0.014	0.134	0.00	0.03	39.0	18.64	619.40	0	0.00	0.00	54	25.81	758.72
20	0.749	8.17	90	0.24	0.01	0.005	0.139	0.00	0.01	36.0	17.98	637.38	0	0.00	0.00	57	28.46	787.18
21	0.734	8.16	154	0.24	0.01	0.005	0.144	0.00	0.01	37.0	18.11	655.49	0	0.00	0.00	55	26.91	814.09
22	0.754	8.17	145	0.23	0.00	0.000	0.144	0.00	0.00	35.0	17.59	673.08	0	0.00	0.00	53	26.64	840.73
23	0.734	8.12	112	0.25	0.00	0.000	0.144	0.00	0.00	36.0	17.62	690.70	0	0.00	0.00	55	26.91	867.64
24	0.740	8.26	149	0.23	0.00	0.000	0.144	0.00	0.00	32.0	15.79	706.49	0	0.00	0.00	54	26.64	894.28
25	0.709	8.17	148	0.23	0.01	0.005	0.149	0.01	0.00	32.0	15.13	721.62	0	0.00	0.00	53	25.05	919.33
26	0.733	8.28	177	0.23	0.01	0.005	0.154	0.00	0.01	31.0	15.15	736.77	0	0.00	0.00	56	27.37	946.70
27	0.755	8.19	170	0.22	0.01	0.005	0.159	0.00	0.01	28.0	14.09	750.86	0	0.00	0.00	56	28.19	974.89
28	0.712	8.10	123	0.23	0.02	0.009	0.168	0.00	0.02	31.0	14.71	765.57	0	0.00	0.00	55	26.11	1001.00
29	0.745	8.20	154	0.22	0.03	0.015	0.183	0.00	0.03	23.0	11.42	776.99	0	0.00	0.00	57	28.31	1029.31
30	0.778	8.14	173	0.23	0.01	0.005	0.188	0.01	0.00	27.0	14.00	790.99	0	0.00	0.00	55	28.53	1057.84
31	0.735	8.15	194	0.22	0.01	0.005	0.193	0.01	0.00	28.0	13.72	804.71	0	0.00	0.00	49	24.01	1081.85
32	0.690	8.15	121	0.22	0.07	0.032	0.225	0.01	0.06	26.0	11.96	816.67	0	0.00	0.00	50	23.00	1104.85
33	0.778	8.18	174	0.21	0.00	0.000	0.225	0.00	0.00	20.0	10.37	827.04	0	0.00	0.00	53	27.49	1132.34
34	0.744	8.16	214	0.21	0.00	0.000	0.225	0.00	0.00	22.0	10.91	837.95	0	0.00	0.00	54	26.78	1159.12
35	0.739	8.06	200	0.18	0.00	0.000	0.225	0.00	0.00	21.0	10.35	848.30	0	0.00	0.00	52	25.62	1184.74
36	0.734	8.13	203	0.17	0.03	0.015	0.240	0.01	0.02	20.0	9.79	858.09	0	0.00	0.00	53	25.93	1210.67
37	0.739	8.15	185	0.17	0.01	0.005	0.245	0.00	0.01	17.0	8.38	866.47	0	0.00	0.00	53	26.11	1236.78
38	0.726	8.10	211	0.17	0.00	0.000	0.245	0.00	0.00	18.0	8.71	875.18	0	0.00	0.00	53	25.65	1262.43
39	0.708	8.00	227	0.17	0.03	0.014	0.259	0.01	0.02	18.0	8.50	883.68	0	0.00	0.00	53	25.02	1287.45
40	0.776	8.18	145	0.16	0.03	0.016	0.275	0.01	0.02	13.0	6.73	890.41	0	0.00	0.00	50	25.87	1313.32
41	0.748	7.92	193	0.16	0.01	0.005	0.280	0.01	0.00	11.0	5.49	895.90	0	0.00	0.00	52	25.93	1339.25
42	0.737	8.02	206	0.17	0.03	0.015	0.295	0.02	0.01	13.0	6.39	902.29	0	0.00	0.00	50	24.57	1363.82
43	0.707	7.99	201	0.16	0.01	0.005	0.300	0.01	0.00	16.0	7.54	909.83	0	0.00	0.00	49	23.10	1386.92
44	0.770	7.89	164	0.15	0.10	0.051	0.351	0.04	0.06	17.0	8.73	918.56	0	0.00	0.00	51	26.18	1413.10
	Test Terminated																	

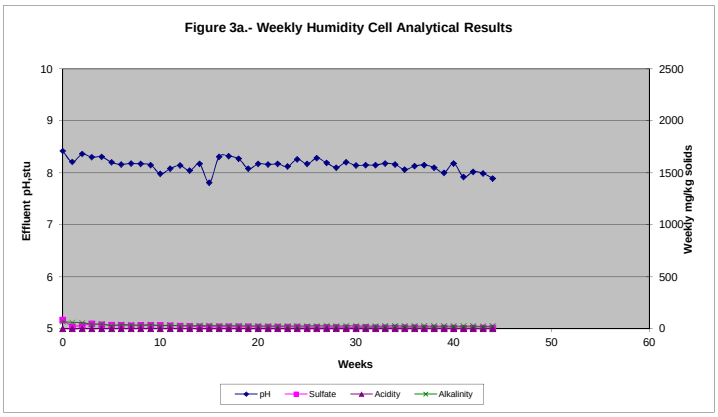

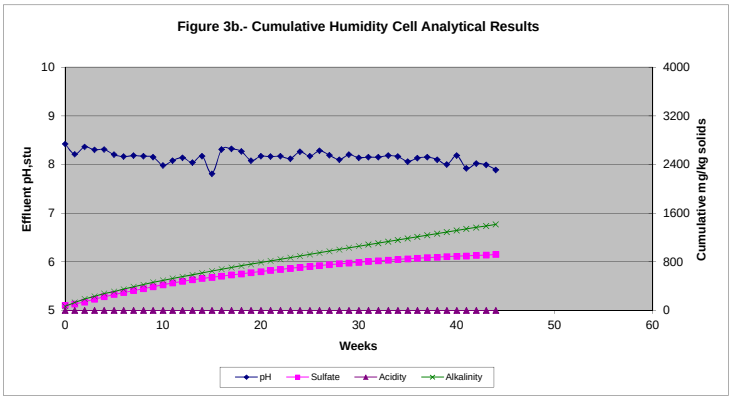

New Mexico Copper Corp.
MLI Job No. 3438

Table 4 . - Humidity Cell Analytical Results, 604 653 (1.4900 Kg)

Week	Vol. L	Effluent pH	Redox, mV (vs Ag/AgCl)	Conductivity mS/cm	Total Fe mg/l	Total Fe mg/kg	Total Fe Cum. mg/kg	Fe^{2}+ mg/l	Fe^{3}+ mg/l	SO_4= mg/l	SO_4= mg/kg	SO_4= Cum. mg/kg	Acidity, $CaCO_3$ Equivalents mg/l	Acidity, $CaCO_3$ Equivalents mg/kg	Acidity, $CaCO_3$ Equivalents Cum. mg/kg	Alkalinity, $CaCO_3$ Equivalents mg/l	Alkalinity, $CaCO_3$ Equivalents mg/kg	Alkalinity, $CaCO_3$ Equivalents Cum. mg/kg
0	0.770	8.36	209	0.91	0.01	0.005	0.005	0.00	0.01	250.0	129.19	129.19	0	0.00	0.00	156	80.62	80.62
1	0.730	8.02	200	0.26	0.01	0.005	0.010	0.00	0.01	65.0	31.85	161.04	0	0.00	0.00	84	41.15	121.77
2	0.753	8.32	186	0.42	0.00	0.000	0.010	0.00	0.00	110.0	55.59	216.63	0	0.00	0.00	123	62.31	184.08
3	0.731	8.32	100	0.39	0.02	0.010	0.020	0.00	0.02	92.0	45.14	261.77	0	0.00	0.00	100	49.06	233.14
4	0.746	8.26	141	0.38	0.01	0.005	0.025	0.00	0.01	83.0	41.56	303.33	0	0.00	0.00	103	51.57	284.71
5	0.742	8.24	145	0.37	0.00	0.000	0.025	0.00	0.00	99.0	49.30	352.63	0	0.00	0.00	80	39.84	324.55
6	0.753	8.14	127	0.37	0.00	0.000	0.025	0.00	0.00	97.0	49.02	401.65	0	0.00	0.00	85	42.96	367.51
7	0.727	8.19	171	0.38	0.00	0.000	0.025	0.00	0.00	88.0	42.94	444.59	0	0.00	0.00	89	43.42	410.93
8	0.751	8.12	241	0.31	0.00	0.000	0.025	0.00	0.00	71.0	35.79	480.38	0	0.00	0.00	83	41.83	452.76
9	0.760	8.12	138	0.37	0.00	0.000	0.025	0.00	0.00	99.0	50.50	530.88	0	0.00	0.00	83	42.34	495.10
10	0.734	7.96	218	0.42	0.00	0.000	0.025	0.00	0.00	120.0	59.11	589.99	0	0.00	0.00	75	36.95	532.05
11	0.766	8.03	129	0.36	0.04	0.021	0.046	0.01	0.03	94.0	48.32	638.31	0	0.00	0.00	74	38.04	570.09
12	0.730	8.01	155	0.33	0.01	0.005	0.051	0.00	0.01	100.0	48.99	687.30	0	0.00	0.00	46	22.54	592.63
13	0.763	7.89	127	0.30	0.01	0.005	0.056	0.00	0.01	81.0	41.48	728.78	0	0.00	0.00	56	28.68	621.31
14	0.725	7.86	194	0.31	0.00	0.000	0.056	0.00	0.00	81.0	39.41	768.19	0	0.00	0.00	52	25.30	646.61
15	0.733	7.77	156	0.30	0.05	0.025	0.081	0.03	0.02	70.0	34.44	802.63	0	0.00	0.00	59	29.02	675.63
16	0.762	8.27	219	0.27	0.02	0.010	0.091	0.02	0.00	59.0	30.17	832.80	0	0.00	0.00	63	32.22	707.85
17	0.719	8.21	301	0.28	0.01	0.005	0.096	0.00	0.01	67.0	32.33	865.13	0	0.00	0.00	55	26.54	734.39
18	0.750	8.13	316	0.22	0.00	0.000	0.096	0.00	0.00	35.0	17.62	882.75	0	0.00	0.00	57	28.69	763.08
19	0.778	8.09	287	0.23	0.02	0.010	0.106	0.00	0.02	36.0	18.80	901.55	0	0.00	0.00	56	29.24	792.32
20	0.699	8.12	151	0.23	0.01	0.005	0.111	0.00	0.01	54.0	25.33	926.88	0	0.00	0.00	36	16.89	809.21
21	0.762	8.08	175	0.20	0.01	0.005	0.116	0.00	0.01	36.0	18.41	945.29	0	0.00	0.00	37	18.92	828.13
22	0.763	8.06	187	0.22	0.01	0.005	0.121	0.00	0.01	45.0	23.04	968.33	0	0.00	0.00	38	19.46	847.59
23	0.744	8.01	165	0.24	0.01	0.005	0.126	0.00	0.01	53.0	26.46	994.79	0	0.00	0.00	34	16.98	864.57
24	0.735	8.10	175	0.23	0.02	0.010	0.136	0.00	0.02	53.0	26.14	1020.93	0	0.00	0.00	32	15.79	880.36
25	0.715	8.04	152	0.22	0.01	0.005	0.141	0.00	0.01	50.0	23.99	1044.92	0	0.00	0.00	35	16.80	897.16
26	0.742	8.13	203	0.22	0.02	0.010	0.151	0.00	0.02	38.0	18.92	1063.84	0	0.00	0.00	47	23.41	920.57
27	0.768	8.05	180	0.22	0.01	0.005	0.156	0.00	0.01	33.0	17.01	1080.85	0	0.00	0.00	50	25.77	946.34
28	0.728	7.95	160	0.24	0.00	0.000	0.156	0.00	0.00	43.0	21.01	1101.86	0	0.00	0.00	43	21.01	967.35
29	0.747	8.09	164	0.23	0.01	0.005	0.161	0.00	0.01	38.0	19.05	1120.91	0	0.00	0.00	47	23.56	990.91
30	0.770	8.01	200	0.25	0.01	0.005	0.166	0.00	0.01	40.0	20.67	1141.58	0	0.00	0.00	51	26.36	1017.27
31	0.743	8.06	210	0.23	0.02	0.010	0.176	0.01	0.01	39.0	19.45	1161.03	0	0.00	0.00	41	20.44	1037.71
32	0.733	8.06	160	0.22	0.01	0.005	0.181	0.00	0.01	36.0	17.71	1178.74	0	0.00	0.00	41	20.17	1057.88
33	0.712	8.04	195	0.23	0.00	0.000	0.181	0.00	0.00	35.0	16.72	1195.46	0	0.00	0.00	45	21.50	1079.38
34	0.768	8.13	222	0.21	0.00	0.000	0.181	0.00	0.00	29.0	14.95	1210.41	0	0.00	0.00	47	24.23	1103.61
35	0.720	7.97	203	0.17	0.00	0.000	0.181	0.00	0.00	29.0	14.01	1224.42	0	0.00	0.00	41	19.81	1123.42
36	0.769	8.01	208	0.17	0.01	0.005	0.186	0.00	0.01	26.0	13.42	1237.84	0	0.00	0.00	47	24.26	1147.68
37	0.744	8.00	212	0.17	0.00	0.000	0.186	0.00	0.00	25.0	12.48	1250.32	0	0.00	0.00	43	21.47	1169.15
38	0.702	7.97	213	0.17	0.02	0.009	0.195	0.00	0.02	29.0	13.66	1263.98	0	0.00	0.00	44	20.73	1189.88
39	0.778	7.88	241	0.17	0.02	0.010	0.205	0.02	0.00	24.0	12.53	1276.51	0	0.00	0.00	46	24.02	1213.90
40	0.713	7.99	173	0.17	0.01	0.005	0.210	0.00	0.01	25.0	11.96	1288.47	0	0.00	0.00	39	18.66	1232.56
41	0.783	7.83	210	0.16	0.01	0.005	0.215	0.00	0.01	19.0	9.98	1298.45	0	0.00	0.00	45	23.65	1256.21
42	0.728	7.87	220	0.17	0.04	0.020	0.235	0.02	0.02	22.0	10.75	1309.20	0	0.00	0.00	39	19.06	1275.27
43	0.707	7.87	218	0.16	0.03	0.014	0.249	0.02	0.01	27.0	12.81	1322.01	0	0.00	0.00	38	18.03	1293.30
44	0.781	7.81	175	0.14	0.01	0.005	0.254	0.00	0.01	23.0	12.06	1334.07	0	0.00	0.00	43	22.54	1315.84

Test Terminated

Figure 4a.- Weekly Humidity Cell Analytical Results

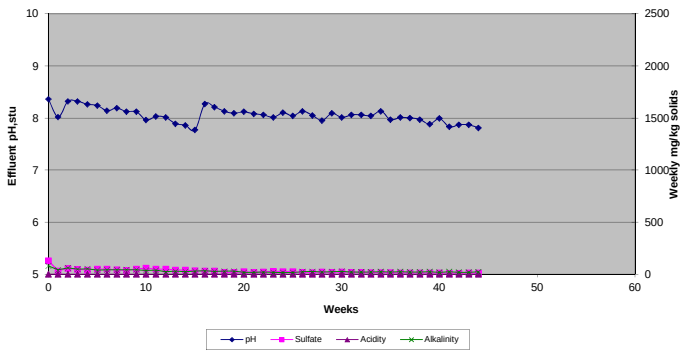

Figure 4b.- Cumulative Humidity Cell Analytical Results

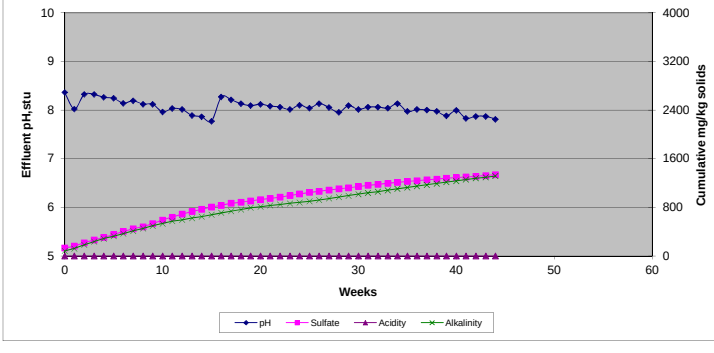

New Mexico Copper Corp.
MLI Job No. 3438

Table 5 . - Humidity Cell Analytical Results, 604 656 (1.5000 Kg)

Week	Vol. L	Effluent pH	Redox, mV (vs Ag/AgCl)	Conductivity mS/cm	Total Fe mg/l	Total Fe mg/kg	Total Fe Cum. mg/kg	Fe^{2}+ mg/l	Fe^{3}+ mg/l	SO_4= mg/l	SO_4= mg/kg	SO_4= Cum. mg/kg	Acidity, $CaCO_3$ Equivalents mg/l	Acidity, $CaCO_3$ Equivalents mg/kg	Acidity, $CaCO_3$ Equivalents Cum. mg/kg	Alkalinity, $CaCO_3$ Equivalents mg/l	Alkalinity, $CaCO_3$ Equivalents mg/kg	Alkalinity, $CaCO_3$ Equivalents Cum. mg/kg
0	0.692	8.51	199	1.13	0.01	0.005	0.005	0.00	0.01	200.0	92.27	92.27	0	0.00	0.00	162	74.74	74.74
1	0.737	8.10	187	0.37	0.01	0.005	0.010	0.01	0.00	56.0	27.51	119.78	0	0.00	0.00	154	75.67	150.41
2	0.760	8.44	207	0.33	0.02	0.010	0.020	0.01	0.01	43.0	21.79	141.57	0	0.00	0.00	139	70.58	220.99
3	0.751	8.27	172	0.45	0.02	0.010	0.030	0.00	0.02	80.0	40.05	181.62	0	0.00	0.00	152	76.10	297.09
4	0.702	8.36	116	0.39	0.00	0.000	0.030	0.00	0.00	58.0	27.14	208.76	0	0.00	0.00	133	62.24	359.33
5	0.714	8.17	147	0.26	0.00	0.000	0.030	0.00	0.00	52.0	24.75	233.51	0	0.00	0.00	68	32.37	391.70
6	0.750	8.19	212	0.29	0.00	0.000	0.030	0.00	0.00	44.0	22.00	255.51	0	0.00	0.00	96	48.00	439.70
7	0.736	8.39	153	0.29	0.00	0.000	0.030	0.00	0.00	28.0	13.74	269.25	0	0.00	0.00	99	48.58	488.28
8	0.735	8.34	194	0.27	0.00	0.000	0.030	0.00	0.00	32.0	15.68	284.93	0	0.00	0.00	95	46.55	534.83
9	0.778	8.38	126	0.27	0.00	0.000	0.030	0.00	0.00	27.0	14.00	298.93	0	0.00	0.00	96	49.79	584.62
10	0.707	7.96	208	0.29	0.00	0.000	0.030	0.00	0.00	59.0	27.81	326.74	0	0.00	0.00	63	29.69	614.31
11	0.724	8.04	130	0.30	0.01	0.005	0.035	0.00	0.01	59.0	28.48	355.22	0	0.00	0.00	73	35.23	649.54
12	0.713	8.20	181	0.38	0.01	0.005	0.040	0.00	0.01	50.0	23.77	378.99	0	0.00	0.00	93	44.21	693.75
13	0.750	8.06	174	0.27	0.00	0.000	0.040	0.00	0.00	31.0	15.50	394.49	0	0.00	0.00	84	42.00	735.75
14	0.797	8.04	172	0.27	0.01	0.005	0.045	0.01	0.00	28.0	14.88	409.37	0	0.00	0.00	85	45.16	780.91
15	0.691	7.68	199	0.24	0.02	0.009	0.054	0.01	0.01	49.0	22.57	431.94	0	0.00	0.00	50	23.03	803.94
16	0.648	8.15	227	0.23	0.03	0.013	0.067	0.00	0.03	48.0	20.74	452.68	0	0.00	0.00	47	20.30	824.24
17	0.694	8.40	286	0.21	0.02	0.009	0.076	0.01	0.01	49.0	22.67	475.35	0	0.00	0.00	43	19.89	844.13
18	0.720	8.30	284	0.22	0.00	0.000	0.076	0.00	0.00	43.0	20.64	495.99	0	0.00	0.00	49	23.52	867.65
19	0.744	8.14	294	0.27	0.04	0.020	0.096	0.00	0.04	42.0	20.83	516.82	0	0.00	0.00	72	35.71	903.36
20	0.746	8.25	143	0.26	0.00	0.000	0.096	0.00	0.00	39.0	19.40	536.22	0	0.00	0.00	70	34.81	938.17
21	0.751	8.21	138	0.28	0.02	0.010	0.106	0.00	0.02	39.0	19.53	555.75	0	0.00	0.00	74	37.05	975.22
22	0.748	8.20	205	0.28	0.00	0.000	0.106	0.00	0.00	44.0	21.94	577.69	0	0.00	0.00	74	36.90	1012.12
23	0.754	8.23	153	0.30	0.00	0.000	0.106	0.00	0.00	42.0	21.11	598.80	0	0.00	0.00	77	38.71	1050.83
24	0.750	8.27	179	0.28	0.00	0.000	0.106	0.00	0.00	38.0	19.00	617.80	0	0.00	0.00	73	36.50	1087.33
25	0.754	8.25	149	0.26	0.02	0.010	0.116	0.00	0.02	35.0	17.59	635.39	0	0.00	0.00	75	37.70	1125.03
26	0.747	8.25	214	0.23	0.01	0.005	0.121	0.00	0.01	34.0	16.93	652.32	0	0.00	0.00	57	28.39	1153.42
27	0.754	8.21	185	0.23	0.01	0.005	0.126	0.00	0.01	32.0	16.09	668.41	0	0.00	0.00	54	27.14	1180.56
28	0.773	8.10	182	0.21	0.02	0.010	0.136	0.00	0.02	29.0	14.94	683.35	0	0.00	0.00	46	23.71	1204.27
29	0.716	8.17	165	0.22	0.02	0.010	0.146	0.02	0.00	38.0	18.14	701.49	0	0.00	0.00	44	21.00	1225.27
30	0.754	8.17	199	0.29	0.03	0.015	0.161	0.00	0.03	35.0	17.59	719.08	0	0.00	0.00	80	40.21	1265.48
31	0.767	8.26	219	0.25	0.00	0.000	0.161	0.00	0.00	26.0	13.29	732.37	0	0.00	0.00	72	36.82	1302.30
32	0.717	8.23	190	0.26	0.02	0.010	0.171	0.01	0.01	33.0	15.77	748.14	0	0.00	0.00	67	32.03	1334.33
33	0.789	8.21	209	0.26	0.00	0.000	0.171	0.00	0.00	22.0	11.57	759.71	0	0.00	0.00	76	39.98	1374.31
34	0.720	8.21	230	0.25	0.00	0.000	0.171	0.00	0.00	30.0	14.40	774.11	0	0.00	0.00	70	33.60	1407.91
35	0.783	8.17	205	0.19	0.00	0.000	0.171	0.00	0.00	21.0	10.96	785.07	0	0.00	0.00	75	39.15	1447.06
36	0.745	8.21	208	0.19	0.00	0.000	0.171	0.00	0.00	26.0	12.91	797.98	0	0.00	0.00	69	34.27	1481.33
37	0.733	8.16	220	0.18	0.03	0.015	0.186	0.00	0.03	22.0	10.75	808.73	0	0.00	0.00	65	31.76	1513.09
38	0.742	8.19	217	0.18	0.02	0.010	0.196	0.00	0.02	20.0	9.89	818.62	0	0.00	0.00	69	34.13	1547.22
39	0.741	8.09	236	0.18	0.01	0.005	0.201	0.00	0.01	19.0	9.39	828.01	0	0.00	0.00	70	34.58	1581.80
40	0.784	8.08	249	0.18	0.01	0.005	0.206	0.00	0.01	14.0	7.32	835.33	0	0.00	0.00	69	36.06	1617.86
41	0.744	8.02	217	0.17	0.04	0.020	0.226	0.01	0.03	15.0	7.44	842.77	0	0.00	0.00	68	33.73	1651.59
42	0.760	8.13	213	0.18	0.06	0.030	0.256	0.01	0.05	15.0	7.60	850.37	0	0.00	0.00	70	35.47	1687.06
43	0.753	8.04	227	0.17	0.04	0.020	0.276	0.01	0.03	18.0	9.04	859.41	0	0.00	0.00	64	32.13	1719.19
44	0.771	8.03	173	0.15	0.04	0.021	0.297	0.01	0.03	20.0	10.28	869.69	0	0.00	0.00	64	32.90	1752.09

Test Terminated

Figure 5a.- Weekly Humidity Cell Analytical Results

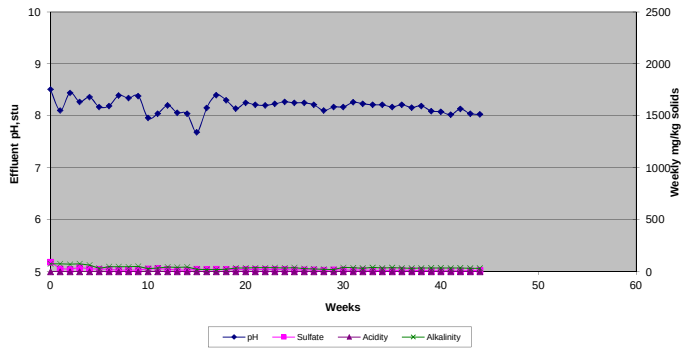

Figure 5b.- Cumulative Humidity Cell Analytical Results

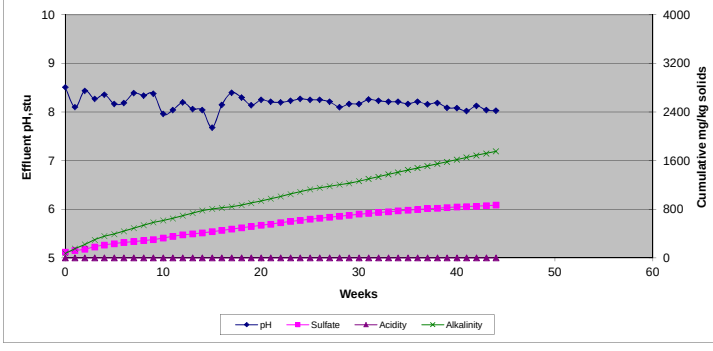

New Mexico Copper Corp.
MLI Job No. 3438

Table 6 . - Humidity Cell Analytical Results, 604 669 (1.5000 Kg)

					Total Fe					SO_4=			Acidity, $CaCO_3$ Equivalents			Alkalinity, $CaCO_3$ Equivalents		
Week	Vol. L	Effluent pH	Redox, mV (vs Ag/AgCI)	Conductivity mS/cm	mg/l	mg/kg	Cum. mg/kg	Fe^{2}+ mg/l	Fe^{3}+ mg/l	mg/l	mg/kg	Cum. mg/kg	mg/l	mg/kg	Cum. mg/kg	mg/l	mg/kg	Cum. mg/kg
0	0.691	8.54	205	1.59	0.00	0.000	0.000	0.00	0.00	690.0	317.86	317.86	0	0.00	0.00	164	75.55	75.55
1	0.741	8.04	186	0.50	0.00	0.000	0.000	0.00	0.00	120.0	59.28	377.14	0	0.00	0.00	146	72.12	147.67
2	0.729	8.29	214	0.55	0.01	0.005	0.005	0.01	0.00	170.0	82.62	459.76	0	0.00	0.00	132	64.10	211.77
3	0.720	8.41	181	0.53	0.00	0.000	0.005	0.00	0.00	150.0	72.00	531.76	0	0.00	0.00	96	46.08	257.85
4	0.676	8.33	138	0.58	0.00	0.000	0.005	0.00	0.00	170.0	76.61	608.37	0	0.00	0.00	91	41.01	298.86
5	0.727	8.15	175	0.33	0.00	0.000	0.005	0.00	0.00	91.0	44.10	652.47	0	0.00	0.00	61	29.56	328.42
6	0.732	8.12	156	0.34	0.00	0.000	0.005	0.00	0.00	78.0	38.06	690.53	0	0.00	0.00	87	42.46	370.88
7	0.743	8.21	145	0.26	0.00	0.000	0.005	0.00	0.00	41.0	20.31	710.84	0	0.00	0.00	82	40.62	411.50
8	0.728	8.27	216	0.25	0.01	0.005	0.010	0.00	0.01	40.0	19.41	730.25	0	0.00	0.00	80	38.83	450.33
9	0.746	8.01	149	0.24	0.00	0.000	0.010	0.00	0.00	30.0	14.92	745.17	0	0.00	0.00	74	36.80	487.13
10	0.740	7.98	199	0.27	0.00	0.000	0.010	0.00	0.00	46.0	22.69	767.86	0	0.00	0.00	67	33.05	520.18
11	0.750	7.92	136	0.23	0.02	0.010	0.020	0.01	0.01	30.0	15.00	782.86	0	0.00	0.00	64	32.00	552.18
12	0.738	7.93	226	0.23	0.01	0.005	0.025	0.00	0.01	40.0	19.68	802.54	0	0.00	0.00	60	29.52	581.70
13	0.746	7.95	178	0.34	0.01	0.005	0.030	0.00	0.01	99.0	49.24	851.78	0	0.00	0.00	64	31.83	613.53
14	0.698	7.51	195	0.27	0.00	0.000	0.030	0.00	0.00	72.0	33.50	885.28	0	0.00	0.00	36	16.75	630.28
15	0.707	7.45	213	0.30	0.01	0.005	0.035	0.00	0.01	89.0	41.95	927.23	0	0.00	0.00	37	17.44	647.72
16	0.726	7.99	250	0.28	0.02	0.010	0.045	0.00	0.02	85.0	41.14	968.37	0	0.00	0.00	38	18.39	666.11
17	0.715	8.01	252	0.29	0.02	0.010	0.055	0.00	0.02	85.0	40.52	1008.89	0	0.00	0.00	37	17.64	683.75
18	0.738	7.96	303	0.27	0.01	0.005	0.060	0.00	0.01	79.0	38.87	1047.76	0	0.00	0.00	38	18.70	702.45
19	0.795	7.96	289	0.17	0.01	0.005	0.065	0.00	0.01	66.0	34.98	1082.74	0	0.00	0.00	36	19.08	721.53
20	0.757	8.08	179	0.26	0.02	0.010	0.075	0.02	0.00	53.0	26.75	1109.49	0	0.00	0.00	55	27.76	749.29
21	0.739	7.95	195	0.30	0.00	0.000	0.075	0.00	0.00	74.0	36.46	1145.95	0	0.00	0.00	46	22.66	771.95
22	0.743	7.91	226	0.29	0.01	0.005	0.080	0.00	0.01	77.0	38.14	1184.09	0	0.00	0.00	42	20.80	792.75
23	0.717	7.65	222	0.29	0.01	0.005	0.085	0.00	0.01	79.0	37.76	1221.85	0	0.00	0.00	30	14.34	807.09
24	0.760	7.81	221	0.31	0.00	0.000	0.085	0.00	0.00	86.0	43.57	1265.42	0	0.00	0.00	33	16.72	823.81
25	0.742	7.74	182	0.27	0.00	0.000	0.085	0.00	0.00	73.0	36.11	1301.53	0	0.00	0.00	35	17.31	841.12
26	0.716	7.80	229	0.27	0.02	0.010	0.095	0.01	0.01	74.0	35.32	1336.85	0	0.00	0.00	31	14.80	855.92
27	0.703	7.71	200	0.27	0.02	0.009	0.104	0.00	0.02	77.0	36.09	1372.94	0	0.00	0.00	28	13.12	869.04
28	0.718	7.73	165	0.28	0.05	0.024	0.128	0.02	0.03	77.0	36.86	1409.80	0	0.00	0.00	32	15.32	884.36
29	0.740	7.82	182	0.28	0.03	0.015	0.143	0.00	0.03	73.0	36.01	1445.81	0	0.00	0.00	37	18.25	902.61
30	0.744	7.85	234	0.34	0.03	0.015	0.158	0.00	0.03	67.0	33.23	1479.04	0	0.00	0.00	46	22.82	925.43
31	0.639	8.00	216	0.31	0.00	0.000	0.158	0.00	0.00	63.0	26.84	1505.88	0	0.00	0.00	45	19.17	944.60
32	0.706	7.96	192	0.26	0.01	0.005	0.163	0.00	0.01	52.0	24.47	1530.35	0	0.00	0.00	44	20.71	965.31
33	0.722	8.04	218	0.24	0.05	0.024	0.187	0.00	0.05	37.0	17.81	1548.16	0	0.00	0.00	50	24.07	989.38
34	0.781	8.07	243	0.21	0.00	0.000	0.187	0.00	0.00	27.0	14.06	1562.22	0	0.00	0.00	49	25.51	1014.89
35	0.729	7.74	233	0.19	0.00	0.000	0.187	0.00	0.00	54.0	26.24	1588.46	0	0.00	0.00	38	18.47	1033.36
36	0.706	7.76	236	0.20	0.04	0.019	0.206	0.00	0.04	58.0	27.30	1615.76	0	0.00	0.00	37	17.41	1050.77
37	0.778	7.84	249	0.17	0.03	0.016	0.222	0.00	0.03	31.0	16.08	1631.84	0	0.00	0.00	43	22.30	1073.07
38	0.732	7.76	245	0.18	0.02	0.010	0.232	0.00	0.02	50.0	24.40	1656.24	0	0.00	0.00	32	15.62	1088.69
39	0.728	7.57	260	0.17	0.06	0.029	0.261	0.00	0.06	51.0	24.75	1680.99	0	0.00	0.00	26	12.62	1101.31
40	0.720	7.69	205	0.17	0.04	0.019	0.280	0.00	0.04	44.0	21.12	1702.11	0	0.00	0.00	24	11.52	1112.83
41	0.724	7.62	237	0.17	0.02	0.010	0.290	0.01	0.01	39.0	18.82	1720.93	0	0.00	0.00	26	12.55	1125.38
42	0.733	7.67	235	0.17	0.03	0.015	0.305	0.01	0.02	38.0	18.57	1739.50	0	0.00	0.00	26	12.71	1138.09
43	0.699	7.64	238	0.17	0.04	0.019	0.324	0.01	0.03	46.0	21.44	1760.94	0	0.00	0.00	24	11.18	1149.27
44	0.607	6.98	204	0.12	0.03	0.012	0.336	0.02	0.01	29.0	11.74	1772.68	0	0.00	0.00	7	2.83	1152.10
45	0.740	7.52	264	0.19	0.05	0.025	0.361	0.01	0.04	60.0	29.60	1802.28	0	0.00	0.00	23	11.35	1163.45
46	0.740	7.59	208	0.18	0.03	0.015	0.376	0.00	0.03	48.0	23.68	1825.96	0	0.00	0.00	28	13.81	1177.26
47	0.689	7.28	259	0.15	0.08	0.037	0.413	0.01	0.07	38.0	17.45	1843.41	0	0.00	0.00	15	6.89	1184.15
48	0.743	7.68	248	0.15	0.05	0.025	0.438	0.02	0.03	38.0	18.82	1862.23	0	0.00	0.00	31	15.36	1199.51
49	0.761	7.74	144	0.16	0.04	0.020	0.458	0.02	0.02	35.0	17.76	1879.99	0	0.00	0.00	31	15.73	1215.24
50	0.728	7.44	287	0.13	0.05	0.024	0.482	0.01	0.04	40.0	19.41	1899.40	0	0.00	0.00	14	6.79	1222.03
51	0.683	7.36	247	0.17	0.02	0.009	0.491	0.02	0.00	48.0	21.86	1921.26	0	0.00	0.00	18	8.20	1230.23
52	0.786	7.68	251	0.15	0.08	0.042	0.533	0.00	0.08	19.0	9.96	1931.22	0	0.00	0.00	28	14.67	1244.90
53	0.700	7.25	212	0.16	0.04	0.019	0.552	0.01	0.03	39.0	18.20	1949.42	0	0.00	0.00	13	6.07	1250.97
54	0.755	7.68	268	0.18	0.04	0.020	0.572	0.02	0.02	23.0	11.58	1961.00	0	0.00	0.00	28	14.09	1265.06
55	0.739	7.71	283	0.15	0.06	0.030	0.602	0.01	0.05	44.0	21.68	1982.68	0	0.00	0.00	25	12.32	1277.38
56	0.733	7.59	286	0.14	0.08	0.039	0.641	0.01	0.07	43.0	21.01	2003.69	0	0.00	0.00	22	10.75	1288.13
57	0.734	7.84	175	0.16	0.11	0.054	0.695	0.01	0.10	32.0	15.66	2019.35	0	0.00	0.00	28	13.70	1301.83
58	0.735	7.70	298	0.13	0.12	0.059	0.754	0.01	0.11	33.0	16.17	2035.52	0	0.00	0.00	27	13.23	1315.06
59	0.751	7.90	300	0.14	0.06	0.030	0.784	0.01	0.05	29.0	14.52	2050.04	0	0.00	0.00	33	16.52	1331.58
60	0.720	7.86	271	0.13	0.05	0.024	0.808	0.02	0.03	37.0	17.76	2067.80	0	0.00	0.00	29	13.92	1345.50
61	0.749	7.86	305	0.14	0.02	0.010	0.818	0.00	0.02	26.0	12.98	2080.78	0	0.00	0.00	33	16.48	1361.98

New Mexico Copper Corp.
MLI Job No. 3438

Table 6 . - Humidity Cell Analytical Results, 604 669 (1.5000 Kg)

					Total Fe					SO_4=			Acidity, $CaCO_3$ Equivalents			Alkalinity, $CaCO_3$ Equivalents		
Week	Vol. L	Effluent pH	Redox, mV (vs Ag/AgCl)	Conductivity mS/cm	mg/l	mg/kg	Cum. mg/kg	Fe^{2}+ mg/l	Fe^{3}+ mg/l	mg/l	mg/kg	Cum. mg/kg	mg/l	mg/kg	Cum. mg/kg	mg/l	mg/kg	Cum. mg/kg

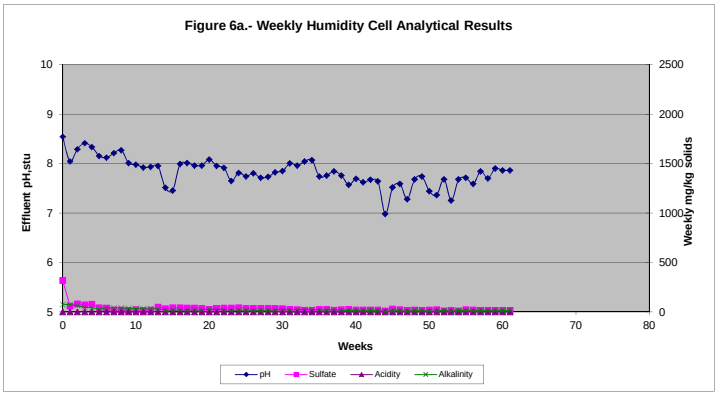

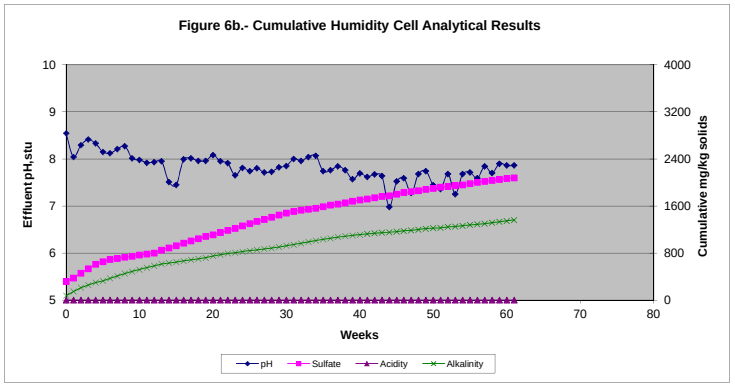

New Mexico Copper Corp.
MLI Job No. 3438

Table 7 . - Humidity Cell Analytical Results, 604 673 (1.5000 Kg)

					Total Fe					SO_4=			Acidity, $CaCO_3$ Equivalents			Alkalinity, $CaCO_3$ Equivalents		
Week	Vol. L	Effluent pH	Redox, mV (vs Ag/AgCI)	Conductivity mS/cm	mg/l	mg/kg	Cum. mg/kg	Fe^{2}+ mg/l	Fe^{3}+ mg/l	mg/l	mg/kg	Cum. mg/kg	mg/l	mg/kg	Cum. mg/kg	mg/l	mg/kg	Cum. mg/kg
0	0.756	9.02	248	0.54	0.03	0.015	0.015	0.00	0.03	140.0	70.56	70.56	0	0.00	0.00	90	45.36	45.36
1	0.740	8.24	171	0.30	0.00	0.000	0.015	0.00	0.00	66.0	32.56	103.12	0	0.00	0.00	78	38.48	83.84
2	0.769	8.30	201	0.23	0.02	0.010	0.025	0.00	0.02	42.0	21.53	124.65	0	0.00	0.00	72	36.86	120.70
3	0.732	8.30	131	0.23	0.00	0.000	0.025	0.00	0.00	39.0	19.03	143.68	0	0.00	0.00	58	28.30	149.00
4	0.739	8.05	143	0.21	0.00	0.000	0.025	0.00	0.00	35.0	17.24	160.92	0	0.00	0.00	58	28.57	177.57
5	0.754	8.17	169	0.19	0.00	0.000	0.025	0.00	0.00	26.0	13.07	173.99	0	0.00	0.00	50	25.13	202.70
6	0.768	8.05	105	0.18	0.00	0.000	0.025	0.00	0.00	27.0	13.82	187.81	0	0.00	0.00	42	21.50	224.20
7	0.746	7.98	143	0.18	0.00	0.000	0.025	0.00	0.00	31.0	15.42	203.23	0	0.00	0.00	36	17.90	242.10
8	0.735	7.83	243	0.18	0.00	0.000	0.025	0.00	0.00	33.0	16.17	219.40	0	0.00	0.00	32	15.68	257.78
9	0.772	7.85	146	0.17	0.00	0.000	0.025	0.00	0.00	30.0	15.44	234.84	0	0.00	0.00	24	12.35	270.13
10	0.738	7.59	200	0.17	0.00	0.000	0.025	0.00	0.00	32.0	15.74	250.58	1	0.49	0.49	16	7.87	278.00
11	0.772	7.89	135	0.18	0.00	0.000	0.025	0.00	0.00	37.0	19.04	269.62	5	2.57	3.07	17	8.75	286.75
12	0.742	7.28	243	0.17	0.00	0.000	0.025	0.00	0.00	32.0	15.83	285.45	3	1.48	4.55	11	5.44	292.19
13	0.732	6.97	161	0.16	0.00	0.000	0.025	0.00	0.00	30.0	14.64	300.09	5	2.44	6.99	9	4.39	296.58
14	0.727	6.99	212	0.16	0.02	0.010	0.035	0.00	0.02	28.0	13.57	313.66	8	3.88	10.87	9	4.36	300.94
15	0.754	7.17	256	0.16	0.00	0.000	0.035	0.00	0.00	25.0	12.57	326.23	7	3.52	14.39	9	4.52	305.46
16	0.740	7.44	280	0.16	0.00	0.000	0.035	0.00	0.00	26.0	12.83	339.06	1	0.49	14.88	8	3.95	309.41
17	0.744	7.58	295	0.16	0.01	0.005	0.040	0.00	0.01	27.0	13.39	352.45	2	0.99	15.87	7	3.47	312.88
18	0.736	7.81	309	0.15	0.00	0.000	0.040	0.00	0.00	25.0	12.27	364.72	3	1.47	17.34	7	3.43	316.31
19	0.742	7.04	294	0.15	0.02	0.010	0.050	0.01	0.01	23.0	11.38	376.10	4	1.98	19.32	7	3.46	319.77
20	0.751	7.55	222	0.15	0.00	0.000	0.050	0.00	0.00	20.0	10.01	386.11	2	1.00	20.32	7	3.50	323.27
21	0.774	7.23	229	0.15	0.01	0.005	0.055	0.01	0.00	21.0	10.84	396.95	3	1.55	21.87	7	3.61	326.88
22	0.761	6.92	241	0.16	0.01	0.005	0.060	0.00	0.01	29.0	14.71	411.66	6	3.04	24.91	5	2.54	329.42
23	0.726	7.24	219	0.17	0.00	0.000	0.060	0.00	0.00	31.0	15.00	426.66	5	2.42	27.33	5	2.42	331.84
24	0.726	7.59	243	0.16	0.02	0.010	0.070	0.01	0.01	27.0	13.07	439.73	35	16.94	44.27	5	2.42	334.26
25	0.775	6.88	188	0.15	0.01	0.005	0.075	0.00	0.01	19.0	9.82	449.55	13	6.72	50.99	5	2.58	336.84
26	0.716	6.77	267	0.16	0.01	0.005	0.080	0.00	0.01	28.0	13.37	462.92	4	1.91	52.90	4	1.91	338.75
27	0.797	6.87	236	0.15	0.00	0.000	0.080	0.00	0.00	20.0	10.63	473.55	2	1.06	53.96	5	2.66	341.41
28	0.711	6.48	261	0.16	0.02	0.009	0.089	0.00	0.02	30.0	14.22	487.77	2	0.95	54.91	4	1.90	343.31
29	0.761	7.24	197	0.16	0.02	0.010	0.099	0.00	0.02	26.0	13.19	500.96	4	2.03	56.94	5	2.54	345.85
30	0.765	7.12	240	0.16	0.03	0.015	0.114	0.01	0.02	26.0	13.26	514.22	2	1.02	57.96	5	2.55	348.40
31	0.738	6.94	223	0.16	0.01	0.005	0.119	0.00	0.01	24.0	11.81	526.03	4	1.97	59.93	4	1.97	350.37
32	0.733	6.73	245	0.16	0.00	0.000	0.119	0.00	0.00	22.0	10.75	536.78	3	1.47	61.39	4	1.95	352.32
33	0.690	7.03	232	0.16	0.00	0.000	0.119	0.00	0.00	22.0	10.12	546.90	1	0.46	61.85	4	1.84	354.16
34	0.757	7.28	243	0.15	0.00	0.000	0.119	0.00	0.00	18.0	9.08	555.98	3	1.51	63.37	5	2.52	356.68
35	0.769	6.59	287	0.13	0.02	0.010	0.129	0.00	0.02	18.0	9.23	565.21	3	1.54	64.91	5	2.56	359.24
36	0.740	6.50	279	0.14	0.03	0.015	0.144	0.00	0.03	21.0	10.36	575.57	2	0.99	65.89	4	1.97	361.21
37	0.716	6.58	297	0.13	0.03	0.014	0.158	0.00	0.03	17.0	8.11	583.68	2	0.96	66.85	4	1.91	363.12
38	0.766	6.56	303	0.13	0.01	0.005	0.163	0.00	0.01	16.0	8.17	591.85	0	0.00	66.85	4	2.04	365.16
39	0.751	6.56	310	0.13	0.06	0.030	0.193	0.00	0.06	18.0	9.01	600.86	2	1.00	67.85	4	2.00	367.16
40	0.768	6.49	275	0.13	0.02	0.010	0.203	0.01	0.01	16.0	8.19	609.05	2	1.02	68.87	4	2.05	369.21
41	0.777	6.40	301	0.13	0.02	0.010	0.213	0.01	0.01	14.0	7.25	616.30	1	0.52	69.39	4	2.07	371.28
42	0.725	6.40	308	0.13	0.05	0.024	0.237	0.02	0.03	15.0	7.25	623.55	0	0.00	69.39	3	1.45	372.73
43	0.700	6.44	301	0.13	0.02	0.009	0.246	0.02	0.00	18.0	8.40	631.95	3	1.40	70.79	3	1.40	374.13
44	0.798	6.31	257	0.11	0.04	0.021	0.267	0.01	0.03	17.0	9.04	640.99	0	0.00	70.79	3	1.60	375.73
45	0.730	6.27	319	0.05	0.04	0.019	0.286	0.01	0.03	17.0	8.27	649.26	2	0.97	71.76	3	1.46	377.19
46	0.757	6.32	267	0.05	0.04	0.020	0.306	0.01	0.03	18.0	9.08	658.34	2	1.01	72.77	3	1.51	378.70
47	0.719	6.24	313	0.06	0.02	0.010	0.316	0.01	0.01	17.0	8.15	666.49	3	1.44	74.21	3	1.44	380.14
48	0.760	6.27	306	0.05	0.07	0.035	0.351	0.02	0.05	17.0	8.61	675.10	4	2.03	76.24	3	1.52	381.66
49	0.707	6.20	267	0.06	0.05	0.024	0.375	0.01	0.04	20.0	9.43	684.53	3	1.41	77.65	3	1.41	383.07
50	0.758	6.64	306	0.05	0.05	0.025	0.400	0.01	0.04	18.0	9.10	693.63	4	2.02	79.67	3	1.52	384.59
51	0.733	6.08	303	0.06	0.06	0.029	0.429	0.02	0.04	18.0	8.80	702.43	2	0.98	80.65	2	0.98	385.57
52	0.775	6.17	321	0.06	0.04	0.021	0.450	0.01	0.03	12.0	6.20	708.63	5	2.58	83.23	3	1.55	387.12
53	0.734	6.24	291	0.07	0.05	0.024	0.474	0.01	0.04	17.0	8.32	716.95	4	1.96	85.19	3	1.47	388.59
54	0.758	6.17	342	0.07	0.10	0.051	0.525	0.02	0.08	13.0	6.57	723.52	3	1.52	86.71	4	2.02	390.61
55	0.704	6.12	356	0.06	0.08	0.038	0.563	0.01	0.07	21.0	9.86	733.38	2	0.94	87.65	4	1.88	392.49
56	0.751	6.14	360	0.06	0.12	0.060	0.623	0.01	0.11	19.0	9.51	742.89	1	0.50	88.15	4	2.00	394.49
57	0.748	6.28	315	0.06	0.09	0.045	0.668	0.02	0.07	16.0	7.98	750.87	4	2.00	90.14	4	1.99	396.48
58	0.757	6.23	350	0.06	0.12	0.061	0.729	0.01	0.11	23.0	11.61	762.48	3	1.51	91.66	4	2.02	398.50
59	0.736	6.56	303	0.06	0.04	0.020	0.749	0.01	0.03	22.0	10.79	773.27	3	1.47	93.13	4	1.96	400.46
60	0.750	7.06	284	0.05	0.05	0.025	0.774	0.02	0.03	19.0	9.50	782.77	2	1.00	94.13	5	2.50	402.96
61	0.752	6.43	309	0.06	0.01	0.005	0.779	0.00	0.01	16.0	8.02	790.79	2	1.00	95.13	4	2.01	404.97
62	0.739	6.29	307	0.06	0.02	0.010	0.789	0.01	0.01	21.0	10.35	801.14	4	1.97	97.10	4	1.97	406.94
63	0.752	6.96	297	0.05	0.03	0.015	0.804	0.03	0.00	22.0	11.03	812.17	3	1.50	98.61	4	2.01	408.95
64	0.750	6.40	321	0.05	0.01	0.005	0.809	0.01	0.00	21.0	10.50	822.67	3	1.50	100.11	4	2.00	410.95
65	0.744	6.24	347	0.06	0.00	0.000	0.809	0.00	0.00	24.0	11.90	834.57	5	2.48	102.59	4	1.98	412.93
66	0.759	6.13	373	0.06	0.01	0.005	0.814	0.00	0.01	16.0	8.10	842.67	3	1.52	104.10	4	2.02	414.95
67	0.752	6.09	351	0.06	0.00	0.000	0.814	0.00	0.00	20.0	10.03	852.70	3	1.50	105.61	4	2.01	416.96
68	0.782	6.03	382	0.07	0.01	0.005	0.819	0.00	0.01	26.0	13.55	866.25	4	2.09	107.69	4	2.09	419.05
69	0.711	6.23	220	0.09	0.01	0.005	0.824	0.00	0.01	32.0	15.17	881.42	5	2.37	110.06	4	1.90	420.95
70	0.765	6.01	297	0.08	0.03	0.015	0.839	0.00	0.03	30.0	15.30	896.72	6	3.06	113.12	4	2.04	422.99

New Mexico Copper Corp.
MLI Job No. 3438

Table 7 . - Humidity Cell Analytical Results, 604 673 (1.5000 Kg)

					Total Fe					SO_4=			Acidity, $CaCO_3$ Equivalents			Alkalinity, $CaCO_3$ Equivalents		
Week	Vol. L	Effluent pH	Redox, mV (vs Ag/AgCl)	Conductivity mS/cm	mg/l	mg/kg	Cum. mg/kg	Fe^{2}+ mg/l	Fe^{3}+ mg/l	mg/l	mg/kg	Cum. mg/kg	mg/l	mg/kg	Cum. mg/kg	mg/l	mg/kg	Cum. mg/kg
71	0.700	5.85	323	0.09	0.07	0.033	0.872	0.01	0.06	28.0	13.07	909.79	5	2.33	115.46	2	0.93	423.92
72	0.769	6.07	344	0.06	0.03	0.015	0.887	0.00	0.03	19.0	9.74	919.53	5	2.56	118.02	3	1.54	425.46
73	0.715	6.02	371	0.07	0.03	0.014	0.901	0.00	0.03	31.0	14.78	934.31	5	2.38	120.40	4	1.91	427.37
74	0.800	6.22	343	0.06	0.03	0.016	0.917	0.00	0.03	21.0	11.20	945.51	5	2.67	123.07	4	2.13	429.50
75	0.708	6.14	272	0.08	0.03	0.014	0.931	0.03	0.00	24.0	11.33	956.84	12	5.66	128.73	6	2.83	432.33
76	0.771	5.99	278	0.07	0.04	0.021	0.952	0.02	0.02	25.0	12.85	969.69	7	3.60	132.33	4	2.06	434.39
77	0.728	5.68	328	0.08	0.12	0.058	1.010	0.04	0.08	27.0	13.10	982.79	6	2.91	135.24	2	0.97	435.36
78	0.739	5.58	288	0.07	0.03	0.015	1.025	0.00	0.03	23.0	11.33	994.12	7	3.45	138.69	2	0.99	436.35
79	0.765	5.51	307	0.07	0.03	0.015	1.040	0.01	0.02	21.0	10.71	1004.83	4	2.04	140.73	2	1.02	437.37
80	0.750	5.50	341	0.06	0.01	0.005	1.045	0.01	0.00	21.0	10.50	1015.33	7	3.50	144.23	2	1.00	438.37
81	0.757	5.31	324	0.07	0.03	0.015	1.060	0.00	0.03	21.0	10.60	1025.93	5	2.52	146.75	2	1.01	439.38
82	0.739	5.51	309	0.08	0.03	0.015	1.075	0.00	0.03	24.0	11.82	1037.75	8	3.94	150.70	2	0.99	440.37
83	0.753	5.29	324	0.08	0.02	0.010	1.085	0.00	0.02	27.0	13.55	1051.30	5	2.51	153.21	2	1.00	441.37
84	0.740	5.49	317	0.08	0.02	0.010	1.095	0.00	0.02	29.0	14.31	1065.61	8	3.95	157.15	2	0.99	442.36
85	0.759	5.47	312	0.08	0.02	0.010	1.105	0.00	0.02	25.0	12.65	1078.26	5	2.53	159.68	2	1.01	443.37
86	0.778	5.50	301	0.08	0.02	0.010	1.115	0.00	0.02	30.0	15.56	1093.82	5	2.59	162.28	2	1.04	444.41
87	0.729	5.35	286	0.08	0.11	0.053	1.168	0.00	0.11	31.0	15.07	1108.89	6	2.92	165.19	2	0.97	445.38
88	0.712	5.30	286	0.08	0.00	0.000	1.168	0.00	0.00	35.0	16.61	1125.50	7	3.32	168.51	2	0.95	446.33
89	0.783	5.58	300	0.07	0.03	0.016	1.184	0.00	0.03	26.0	13.57	1139.07	5	2.61	171.12	2	1.04	447.37
90	0.694	5.44	280	0.08	0.04	0.019	1.203	0.00	0.04	29.0	13.42	1152.49	6	2.78	173.90	2	0.93	448.30
91	0.732	5.29	292	0.07	0.02	0.010	1.213	0.00	0.02	27.0	13.18	1165.67	8	3.90	177.80	2	0.98	449.28
92	0.772	5.53	294	0.07	0.03	0.015	1.228	0.00	0.03	23.0	11.84	1177.51	5	2.57	180.38	2	1.03	450.31
93	0.734	5.52	293	0.09	0.04	0.020	1.248	0.00	0.04	30.0	14.68	1192.19	5	2.45	182.82	3	1.47	451.78
94	0.737	5.45	300	0.08	0.06	0.029	1.277	0.00	0.06	29.0	14.25	1206.44	5	2.46	185.28	2	0.98	452.76
95	0.747	5.38	307	0.06	0.03	0.015	1.292	0.00	0.03	24.0	11.95	1218.39	6	2.99	188.27	2	1.00	453.76
96	0.743	5.38	307	0.08	0.04	0.020	1.312	0.00	0.04	29.0	14.36	1232.75	6	2.97	191.24	2	0.99	454.75

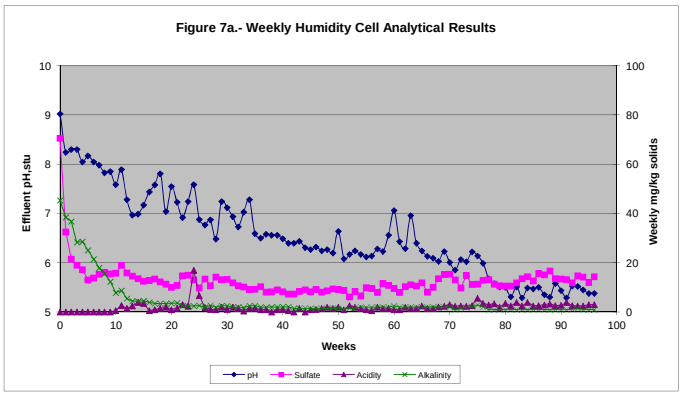

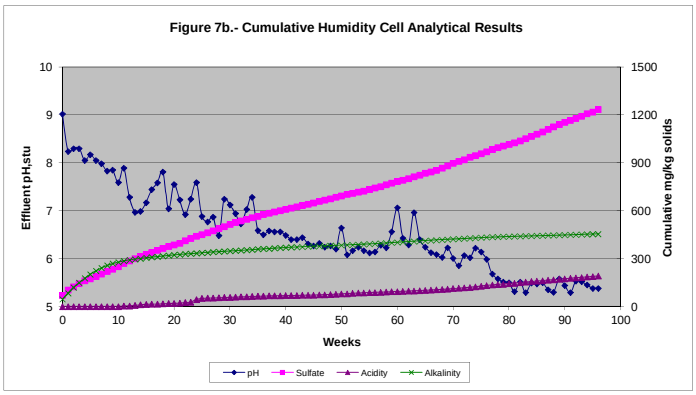

Certifications: NV009332012A

New Mexico Copper Corp.
MLI Job No. 3438

Table 8 . - Humidity Cell Analytical Results, 604 767 (1.5000 Kg)

					Total Fe					SO_4=			Acidity, $CaCO_3$ Equivalents			Alkalinity, $CaCO_3$ Equivalents		
Week	Vol. L	Effluent pH	Redox, mV (vs Ag/AgCl)	Conductivity mS/cm	mg/l	mg/kg	Cum. mg/kg	Fe^{2}+ mg/l	Fe^{3}+ mg/l	mg/l	mg/kg	Cum. mg/kg	mg/l	mg/kg	Cum. mg/kg	mg/l	mg/kg	Cum. mg/kg
0	0.790	7.88	208	2.07	0.00	0.000	0.000	0.00	0.00	1100.0	579.33	579.33	0	0.00	0.00	84	44.24	44.24
1	0.756	7.54	194	0.50	0.01	0.005	0.005	0.00	0.01	180.0	90.72	670.05	0	0.00	0.00	78	39.31	83.55
2	0.746	8.17	216	0.34	0.02	0.010	0.015	0.00	0.02	110.0	54.71	724.76	0	0.00	0.00	80	39.79	123.34
3	0.771	8.01	170	0.29	0.03	0.015	0.030	0.01	0.02	62.0	31.87	756.63	0	0.00	0.00	73	37.52	160.86
4	0.778	8.04	177	0.34	0.00	0.000	0.030	0.00	0.00	95.0	49.27	805.90	0	0.00	0.00	70	36.31	197.17
5	0.750	7.63	201	0.36	0.00	0.000	0.030	0.00	0.00	150.0	75.00	880.90	0	0.00	0.00	22	11.00	208.17
6	0.743	7.77	177	0.38	0.00	0.000	0.030	0.00	0.00	150.0	74.30	955.20	0	0.00	0.00	34	16.84	225.01
7	0.761	7.82	152	0.33	0.00	0.000	0.030	0.00	0.00	110.0	55.81	1011.01	0	0.00	0.00	43	21.82	246.83
8	0.750	7.73	251	0.34	0.03	0.015	0.045	0.00	0.03	120.0	60.00	1071.01	0	0.00	0.00	39	19.50	266.33
9	0.762	7.81	162	0.36	0.00	0.000	0.045	0.00	0.00	110.0	55.88	1126.89	0	0.00	0.00	58	29.46	295.79
10	0.747	7.86	196	0.41	0.00	0.000	0.045	0.00	0.00	140.0	69.72	1196.61	0	0.00	0.00	41	20.42	316.21
11	0.795	7.85	144	0.36	0.03	0.016	0.061	0.00	0.03	120.0	63.60	1260.21	0	0.00	0.00	40	21.20	337.41
12	0.700	7.65	260	0.36	0.01	0.005	0.066	0.00	0.01	130.0	60.67	1320.88	0	0.00	0.00	23	10.73	348.14
13	0.788	7.60	211	0.30	0.01	0.005	0.071	0.00	0.01	98.0	51.48	1372.36	0	0.00	0.00	35	18.39	366.53
14	0.745	7.66	175	0.31	0.00	0.000	0.071	0.00	0.00	100.0	49.67	1422.03	0	0.00	0.00	26	12.91	379.44
15	0.761	7.66	215	0.30	0.02	0.010	0.081	0.00	0.02	92.0	46.67	1468.70	0	0.00	0.00	32	16.23	395.67
16	0.730	7.86	285	0.29	0.00	0.000	0.081	0.00	0.00	24.0	11.68	1480.38	0	0.00	0.00	32	15.57	411.24
17	0.791	7.95	329	0.28	0.01	0.005	0.086	0.00	0.01	82.0	43.24	1523.62	0	0.00	0.00	32	16.87	428.11
18	0.737	7.92	324	0.26	0.01	0.005	0.091	0.00	0.01	87.0	42.75	1566.37	0	0.00	0.00	25	12.28	440.39
19	0.753	7.82	320	0.29	0.02	0.010	0.101	0.01	0.01	91.0	45.68	1612.05	0	0.00	0.00	28	14.06	454.45
20	0.728	7.82	238	0.29	0.00	0.000	0.101	0.00	0.00	87.0	42.22	1654.27	0	0.00	0.00	26	12.62	467.07
21	0.768	7.82	252	0.29	0.00	0.000	0.101	0.00	0.00	79.0	40.45	1694.72	0	0.00	0.00	34	17.41	484.48
22	0.753	7.83	252	0.28	0.01	0.005	0.106	0.00	0.01	78.0	39.16	1733.88	0	0.00	0.00	29	14.56	499.04
23	0.752	7.81	244	0.31	0.01	0.005	0.111	0.00	0.01	79.0	39.61	1773.49	0	0.00	0.00	33	16.54	515.58
24	0.762	7.96	224	0.26	0.00	0.000	0.111	0.00	0.00	72.0	36.58	1810.07	0	0.00	0.00	26	13.21	528.79
25	0.752	7.49	212	0.26	0.00	0.000	0.111	0.00	0.00	70.0	35.09	1845.16	0	0.00	0.00	28	14.04	542.83
26	0.737	7.86	233	0.26	0.00	0.000	0.111	0.00	0.00	72.0	35.38	1880.54	0	0.00	0.00	28	13.76	556.59
27	0.767	7.89	210	0.27	0.03	0.015	0.126	0.00	0.03	65.0	33.24	1913.78	0	0.00	0.00	36	18.41	575.00
28	0.748	7.85	214	0.27	0.01	0.005	0.131	0.00	0.01	68.0	33.91	1947.69	0	0.00	0.00	35	17.45	592.45
29	0.748	7.86	204	0.28	0.02	0.010	0.141	0.00	0.02	65.0	32.41	1980.10	0	0.00	0.00	41	20.45	612.90
30	0.779	7.88	233	0.28	0.03	0.016	0.157	0.00	0.03	59.0	30.64	2010.74	0	0.00	0.00	44	22.85	635.75
31	0.739	7.86	259	0.26	0.01	0.005	0.162	0.00	0.01	64.0	31.53	2042.27	0	0.00	0.00	26	12.81	648.56
32	0.735	7.85	248	0.26	0.02	0.010	0.172	0.00	0.02	59.0	28.91	2071.18	0	0.00	0.00	33	16.17	664.73
33	0.788	7.90	217	0.25	0.00	0.000	0.172	0.00	0.00	54.0	28.37	2099.55	0	0.00	0.00	32	16.81	681.54
34	0.729	7.90	254	0.24	0.00	0.000	0.172	0.00	0.00	56.0	27.22	2126.77	0	0.00	0.00	30	14.58	696.12
35	0.754	7.80	244	0.19	0.02	0.010	0.182	0.00	0.02	52.0	26.14	2152.91	0	0.00	0.00	35	17.59	713.71
36	0.763	7.84	242	0.19	0.01	0.005	0.187	0.00	0.01	50.0	25.43	2178.34	0	0.00	0.00	33	16.79	730.50
37	0.746	7.76	265	0.18	0.01	0.005	0.192	0.01	0.00	48.0	23.87	2202.21	0	0.00	0.00	29	14.42	744.92
38	0.768	7.81	256	0.18	0.00	0.000	0.192	0.00	0.00	45.0	23.04	2225.25	0	0.00	0.00	31	15.87	760.79
39	0.739	7.70	247	0.18	0.06	0.030	0.222	0.00	0.06	46.0	22.66	2247.91	0	0.00	0.00	27	13.30	774.09
40	0.748	7.81	217	0.17	0.00	0.000	0.222	0.00	0.00	41.0	20.45	2268.36	0	0.00	0.00	29	14.46	788.55
41	0.774	7.65	246	0.16	0.02	0.010	0.232	0.02	0.00	31.0	16.00	2284.36	0	0.00	0.00	31	16.00	804.55
42	0.749	7.69	251	0.17	0.02	0.010	0.242	0.02	0.00	36.0	17.98	2302.34	0	0.00	0.00	27	13.48	818.03
43	0.727	7.75	248	0.17	0.05	0.024	0.266	0.01	0.04	42.0	20.36	2322.70	0	0.00	0.00	29	14.06	832.09
44	0.803	7.74	189	0.15	0.05	0.027	0.293	0.01	0.04	41.0	21.95	2344.65	0	0.00	0.00	34	18.20	850.29
45	0.732	7.60	262	0.17	0.07	0.034	0.327	0.01	0.06	40.0	19.52	2364.17	0	0.00	0.00	31	15.13	865.42
46	0.776	7.63	210	0.17	0.01	0.005	0.332	0.01	0.00	41.0	21.21	2385.38	0	0.00	0.00	31	16.04	881.46
47	0.737	7.53	239	0.18	0.03	0.015	0.347	0.00	0.03	36.0	17.69	2403.07	0	0.00	0.00	27	13.27	894.73
48	0.750	7.57	228	0.15	0.04	0.020	0.367	0.01	0.03	38.0	19.00	2422.07	0	0.00	0.00	23	11.50	906.23
49	0.723	7.56	188	0.17	0.06	0.029	0.396	0.01	0.05	41.0	19.76	2441.83	0	0.00	0.00	23	11.09	917.32
50	0.758	7.70	223	0.16	0.06	0.030	0.426	0.01	0.05	36.0	18.19	2460.02	0	0.00	0.00	24	12.13	929.45
51	0.712	7.59	223	0.16	0.02	0.009	0.435	0.01	0.01	37.0	17.56	2477.58	0	0.00	0.00	23	10.92	940.37
52	0.791	7.67	236	0.17	0.04	0.021	0.456	0.01	0.03	22.0	11.60	2489.18	0	0.00	0.00	29	15.29	955.66
53	0.725	7.63	195	0.17	0.07	0.034	0.490	0.01	0.06	35.0	16.92	2506.10	0	0.00	0.00	23	11.12	966.78
54	0.761	7.70	246	0.19	0.04	0.020	0.510	0.01	0.03	22.0	11.16	2517.26	0	0.00	0.00	28	14.21	980.99
55	0.737	7.68	254	0.14	0.07	0.034	0.544	0.01	0.06	31.0	15.23	2532.49	0	0.00	0.00	26	12.77	993.76
56	0.721	7.65	264	0.14	0.06	0.029	0.573	0.01	0.05	31.0	14.90	2547.39	0	0.00	0.00	28	13.46	1007.22
57	0.787	7.85	241	0.16	0.07	0.037	0.610	0.02	0.05	20.0	10.49	2557.88	0	0.00	0.00	37	19.41	1026.63
58	0.741	7.69	277	0.13	0.09	0.044	0.654	0.01	0.08	31.0	15.31	2573.19	0	0.00	0.00	29	14.33	1040.96
59	0.749	7.88	257	0.14	0.10	0.050	0.704	0.01	0.09	29.0	14.48	2587.67	0	0.00	0.00	31	15.48	1056.44
60	0.752	8.03	250	0.13	0.09	0.045	0.749	0.02	0.07	26.0	13.03	2600.70	0	0.00	0.00	35	17.55	1073.99
61	0.734	7.84	289	0.14	0.02	0.010	0.759	0.01	0.01	25.0	12.23	2612.93	0	0.00	0.00	32	15.66	1089.65
62	0.762	7.93	228	0.14	0.03	0.015	0.774	0.02	0.01	24.0	12.19	2625.12	0	0.00	0.00	38	19.30	1108.95
63	0.757	8.02	255	0.14	0.01	0.005	0.779	0.01	0.00	30.0	15.14	2640.26	0	0.00	0.00	35	17.66	1126.61
64	0.782	7.88	288	0.13	0.02	0.010	0.789	0.00	0.02	26.0	13.55	2653.81	0	0.00	0.00	34	17.73	1144.34
65	0.741	7.78	289	0.13	0.00	0.000	0.789	0.00	0.00	26.0	12.84	2666.65	0	0.00	0.00	28	13.83	1158.17
66	0.733	7.86	295	0.14	0.00	0.000	0.789	0.00	0.00	24.0	11.73	2678.38	0	0.00	0.00	31	15.15	1173.32
67	0.808	7.85	263	0.13	0.00	0.000	0.789	0.00	0.00	19.0	10.23	2688.61	0	0.00	0.00	36	19.39	1192.71
68	0.714	7.80	274	0.13	0.01	0.005	0.794	0.00	0.01	27.0	12.85	2701.46	0	0.00	0.00	29	13.80	1206.51
69	0.731	7.96	151	0.14	0.01	0.005	0.799	0.00	0.01	32.0	15.59	2717.05	0	0.00	0.00	32	15.59	1222.10
70	0.743	7.81	228	0.14	0.01	0.005	0.804	0.00	0.01	27.0	13.37	2730.42	0	0.00	0.00	34	16.84	1238.94

New Mexico Copper Corp.
MLI Job No. 3438

Table 8 . - Humidity Cell Analytical Results, 604 767 (1.5000 Kg)

					Total Fe					SO_4=			Acidity, $CaCO_3$ Equivalents			Alkalinity, $CaCO_3$ Equivalents		
Week	Vol. L	Effluent pH	Redox, mV (vs Ag/AgCl)	Conductivity mS/cm	mg/l	mg/kg	Cum. mg/kg	Fe^{2}+ mg/l	Fe^{3}+ mg/l	mg/l	mg/kg	Cum. mg/kg	mg/l	mg/kg	Cum. mg/kg	mg/l	mg/kg	Cum. mg/kg
71	0.761	7.81	215	0.13	0.01	0.005	0.809	0.00	0.01	22.0	11.16	2741.58	0	0.00	0.00	31	15.73	1254.67
72	0.773	7.87	253	0.13	0.01	0.005	0.814	0.00	0.01	19.0	9.79	2751.37	0	0.00	0.00	34	17.52	1272.19
73	0.728	7.70	272	0.12	0.00	0.000	0.814	0.00	0.00	24.0	11.65	2763.02	0	0.00	0.00	27	13.10	1285.29
74	0.758	7.75	279	0.13	0.00	0.000	0.814	0.00	0.00	20.0	10.11	2773.13	0	0.00	0.00	33	16.68	1301.97
75	0.755	7.59	218	0.17	0.00	0.000	0.814	0.00	0.00	17.0	8.56	2781.69	0	0.00	0.00	54	27.18	1329.15
76	0.754	7.84	226	0.15	0.00	0.000	0.814	0.00	0.00	20.0	10.05	2791.74	0	0.00	0.00	43	21.61	1350.76
77	0.759	7.93	247	0.14	0.02	0.010	0.824	0.00	0.02	17.0	8.60	2800.34	0	0.00	0.00	40	20.24	1371.00
78	0.740	7.92	221	0.13	0.01	0.005	0.829	0.00	0.01	17.0	8.39	2808.73	0	0.00	0.00	37	18.25	1389.25
79	0.777	7.82	221	0.13	0.01	0.005	0.834	0.00	0.01	19.0	9.84	2818.57	0	0.00	0.00	36	18.65	1407.90
80	0.787	7.82	260	0.12	0.00	0.000	0.834	0.00	0.00	19.0	9.97	2828.54	0	0.00	0.00	35	18.36	1426.26
81	0.715	7.68	241	0.11	0.01	0.005	0.839	0.00	0.01	22.0	10.49	2839.03	0	0.00	0.00	23	10.96	1437.22
82	0.774	7.81	224	0.13	0.01	0.005	0.844	0.00	0.01	18.0	9.29	2848.32	0	0.00	0.00	35	18.06	1455.28
83	0.755	7.78	233	0.12	0.01	0.005	0.849	0.00	0.01	24.0	12.08	2860.40	0	0.00	0.00	30	15.10	1470.38
84	0.747	7.83	232	0.13	0.00	0.000	0.849	0.00	0.00	25.0	12.45	2872.85	0	0.00	0.00	33	16.43	1486.81
85	0.781	7.87	221	0.13	0.00	0.000	0.849	0.00	0.00	20.0	10.41	2883.26	0	0.00	0.00	39	20.31	1507.12
86	0.751	7.83	222	0.13	0.00	0.000	0.849	0.00	0.00	24.0	12.02	2895.28	0	0.00	0.00	35	17.52	1524.64

Test Terminated

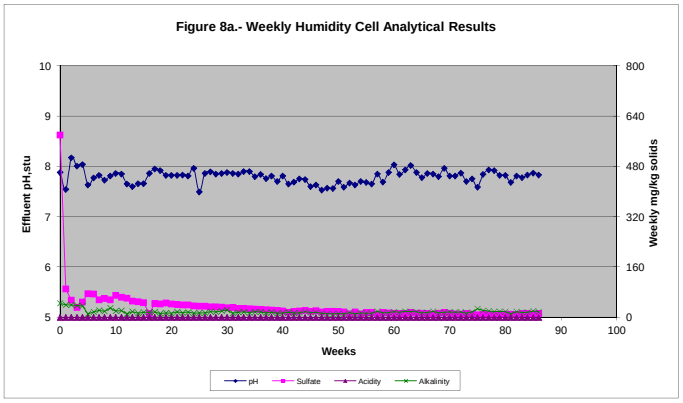

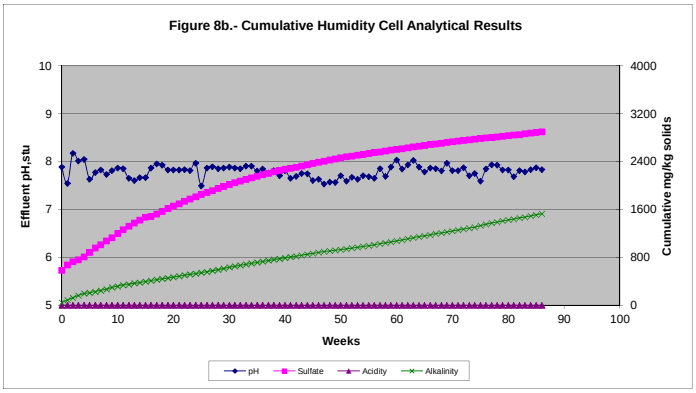

Certifications: NV009332012A

New Mexico Copper Corp.
MLI Job No. 3438

Table 9 . - Humidity Cell Analytical Results, 604 787 (1.5000 Kg)

					Total Fe					SO_4=			Acidity, $CaCO_3$ Equivalents			Alkalinity, $CaCO_3$ Equivalents		
Week	Vol. L	Effluent pH	Redox, mV (vs Ag/AgCl)	Conductivity mS/cm	mg/l	mg/kg	Cum. mg/kg	Fe^{2}+ mg/l	Fe^{3}+ mg/l	mg/l	mg/kg	Cum. mg/kg	mg/l	mg/kg	Cum. mg/kg	mg/l	mg/kg	Cum. mg/kg
0	0.710	8.09	199	0.73	0.02	0.009	0.009	0.00	0.02	280.0	132.53	132.53	0	0.00	0.00	80	37.87	37.87
1	0.741	7.65	209	0.45	0.02	0.010	0.019	0.01	0.01	120.0	59.28	191.81	0	0.00	0.00	100	49.40	87.27
2	0.745	7.99	214	0.29	0.02	0.010	0.029	0.00	0.02	64.0	31.79	223.60	0	0.00	0.00	94	46.54	133.81
3	0.743	7.93	176	0.26	0.00	0.000	0.029	0.00	0.00	43.0	21.30	244.90	0	0.00	0.00	85	42.10	175.91
4	0.724	8.02	102	0.25	0.02	0.010	0.039	0.00	0.02	45.0	21.72	266.62	0	0.00	0.00	76	36.68	212.59
5	0.755	8.04	193	0.24	0.00	0.000	0.039	0.00	0.00	41.0	20.64	287.26	0	0.00	0.00	69	34.73	247.32
6	0.747	7.86	161	0.25	0.00	0.000	0.039	0.00	0.00	45.0	22.41	309.67	0	0.00	0.00	73	36.35	283.67
7	0.730	8.00	136	0.24	0.00	0.000	0.039	0.00	0.00	42.0	20.44	330.11	0	0.00	0.00	69	33.58	317.25
8	0.745	7.91	235	0.23	0.00	0.000	0.039	0.00	0.00	40.0	19.87	349.98	0	0.00	0.00	70	34.77	352.02
9	0.754	7.65	157	0.24	0.00	0.000	0.039	0.00	0.00	41.0	20.61	370.59	0	0.00	0.00	68	34.18	386.20
10	0.727	7.86	192	0.26	0.00	0.000	0.039	0.00	0.00	46.0	22.29	392.88	0	0.00	0.00	63	30.53	416.73
11	0.762	7.91	143	0.25	0.02	0.010	0.049	0.01	0.01	39.0	19.81	412.69	0	0.00	0.00	65	33.02	449.75
12	0.734	7.75	248	0.24	0.00	0.000	0.049	0.00	0.00	43.0	21.04	433.73	0	0.00	0.00	59	28.87	478.62
13	0.747	7.59	231	0.23	0.02	0.010	0.059	0.01	0.01	40.0	19.92	453.65	0	0.00	0.00	59	29.38	508.00
14	0.752	7.93	180	0.24	0.03	0.015	0.074	0.00	0.03	37.0	18.55	472.20	0	0.00	0.00	61	30.58	538.58
15	0.740	7.69	260	0.23	0.01	0.005	0.079	0.01	0.00	38.0	18.75	490.95	0	0.00	0.00	58	28.61	567.19
16	0.721	7.78	292	0.22	0.02	0.010	0.089	0.01	0.01	36.0	17.30	508.25	0	0.00	0.00	56	26.92	594.11
17	0.758	7.81	333	0.23	0.00	0.000	0.089	0.00	0.00	37.0	18.70	526.95	0	0.00	0.00	58	29.31	623.42
18	0.744	7.98	326	0.21	0.00	0.000	0.089	0.00	0.00	37.0	18.35	545.30	0	0.00	0.00	51	25.30	648.72
19	0.757	7.86	317	0.23	0.04	0.020	0.109	0.01	0.03	39.0	19.68	564.98	0	0.00	0.00	53	26.75	675.47
20	0.716	7.80	230	0.23	0.02	0.010	0.119	0.00	0.02	37.0	17.66	582.64	0	0.00	0.00	54	25.78	701.25
21	0.761	7.78	241	0.24	0.00	0.000	0.119	0.00	0.00	35.0	17.76	600.40	0	0.00	0.00	57	28.92	730.17
22	0.715	7.86	223	0.23	0.02	0.010	0.129	0.00	0.02	39.0	18.59	618.99	0	0.00	0.00	53	25.26	755.43
23	0.774	7.86	218	0.24	0.01	0.005	0.134	0.00	0.01	33.0	17.03	636.02	0	0.00	0.00	53	27.35	782.78
24	0.736	7.99	207	0.24	0.02	0.010	0.144	0.00	0.02	38.0	18.65	654.67	0	0.00	0.00	52	25.51	808.29
25	0.737	7.85	130	0.22	0.02	0.010	0.154	0.01	0.01	33.0	16.21	670.88	0	0.00	0.00	53	26.04	834.33
26	0.747	7.92	236	0.22	0.02	0.010	0.164	0.01	0.01	32.0	15.94	686.82	0	0.00	0.00	52	25.90	860.23
27	0.702	7.94	202	0.22	0.01	0.005	0.169	0.00	0.01	34.0	15.91	702.73	0	0.00	0.00	52	24.34	884.57
28	0.787	7.95	172	0.24	0.01	0.005	0.174	0.00	0.01	33.0	17.31	720.04	0	0.00	0.00	57	29.91	914.48
29	0.742	7.88	181	0.23	0.05	0.025	0.199	0.04	0.01	30.0	14.84	734.88	0	0.00	0.00	57	28.20	942.68
30	0.730	7.84	233	0.25	0.03	0.015	0.214	0.00	0.03	31.0	15.09	749.97	0	0.00	0.00	61	29.69	972.37
31	0.745	8.00	183	0.24	0.03	0.015	0.229	0.00	0.03	31.0	15.40	765.37	0	0.00	0.00	59	29.30	1001.67
32	0.733	7.97	200	0.21	0.00	0.000	0.229	0.00	0.00	25.0	12.22	777.59	0	0.00	0.00	48	23.46	1025.13
33	0.750	8.00	181	0.23	0.00	0.000	0.229	0.00	0.00	28.0	14.00	791.59	0	0.00	0.00	58	29.00	1054.13
34	0.750	8.01	200	0.22	0.00	0.000	0.229	0.00	0.00	25.0	12.50	804.09	0	0.00	0.00	58	29.00	1083.13
35	0.749	7.90	229	0.18	0.00	0.000	0.229	0.00	0.00	24.0	11.98	816.07	0	0.00	0.00	55	27.46	1110.59
36	0.745	7.95	228	0.18	0.01	0.005	0.234	0.00	0.01	25.0	12.42	828.49	0	0.00	0.00	62	30.79	1141.38
37	0.762	7.96	226	0.17	0.02	0.010	0.244	0.00	0.02	21.0	10.67	839.16	0	0.00	0.00	58	29.46	1170.84
38	0.734	7.91	244	0.19	0.00	0.000	0.244	0.00	0.00	25.0	12.23	851.39	0	0.00	0.00	65	31.81	1202.65
39	0.756	7.89	234	0.18	0.03	0.015	0.259	0.02	0.01	24.0	12.10	863.49	0	0.00	0.00	59	29.74	1232.39
40	0.719	7.85	268	0.18	0.02	0.010	0.269	0.01	0.01	24.0	11.50	874.99	0	0.00	0.00	61	29.24	1261.63
41	0.867	7.93	225	0.17	0.04	0.023	0.292	0.01	0.03	17.0	9.83	884.82	0	0.00	0.00	56	32.37	1294.00
42	0.736	7.78	234	0.26	0.07	0.034	0.326	0.01	0.06	94.0	46.12	930.94	0	0.00	0.00	33	16.19	1310.19
43	0.618	7.79	222	0.19	0.05	0.021	0.347	0.01	0.04	83.0	34.20	965.14	0	0.00	0.00	31	12.77	1322.96
44	0.840	7.90	192	0.17	0.05	0.028	0.375	0.01	0.04	45.0	25.20	990.34	0	0.00	0.00	52	29.12	1352.08
45	0.719	7.68	235	0.21	0.02	0.010	0.385	0.01	0.01	59.0	28.28	1018.62	0	0.00	0.00	34	16.30	1368.38
46	0.736	7.78	193	0.22	0.03	0.015	0.400	0.00	0.03	60.0	29.44	1048.06	0	0.00	0.00	40	19.63	1388.01
47	0.728	7.69	215	0.23	0.02	0.010	0.410	0.01	0.01	48.0	23.30	1071.36	0	0.00	0.00	39	18.93	1406.94
48	0.770	7.77	195	0.19	0.04	0.021	0.431	0.01	0.03	46.0	23.61	1094.97	0	0.00	0.00	36	18.48	1425.42
49	0.684	7.70	171	0.19	0.03	0.014	0.445	0.01	0.02	49.0	22.34	1117.31	0	0.00	0.00	27	12.31	1437.73
50	0.734	7.81	206	0.19	0.08	0.039	0.484	0.02	0.06	51.0	24.96	1142.27	0	0.00	0.00	33	16.15	1453.88
51	0.703	7.75	203	0.19	0.02	0.009	0.493	0.02	0.00	45.0	21.09	1163.36	0	0.00	0.00	29	13.59	1467.47
52	0.749	7.72	214	0.19	0.02	0.010	0.503	0.01	0.01	28.0	13.98	1177.34	0	0.00	0.00	33	16.48	1483.95
53	0.686	7.77	179	0.19	0.07	0.032	0.535	0.01	0.06	40.0	18.29	1195.63	0	0.00	0.00	26	11.89	1495.84
54	0.797	7.95	218	0.27	0.06	0.032	0.567	0.00	0.06	30.0	15.94	1211.57	0	0.00	0.00	56	29.75	1525.59
55	0.707	7.87	224	0.18	0.06	0.028	0.595	0.01	0.05	41.0	19.32	1230.89	0	0.00	0.00	40	18.85	1544.44
56	0.724	7.87	242	0.20	0.04	0.019	0.614	0.01	0.03	37.0	17.86	1248.75	0	0.00	0.00	55	26.55	1570.99

Test Terminated

New Mexico Copper Corp.
MLI Job No. 3438

Table 9 . - Humidity Cell Analytical Results, 604 787 (1.5000 Kg)

Week	Vol. L	Effluent pH	Redox, mV (vs Ag/AgCl)	Conductivity mS/cm	Total Fe mg/l	Total Fe mg/kg	Total Fe Cum. mg/kg	Fe^{2}+ mg/l	Fe^{3}+ mg/l	SO_4= mg/l	SO_4= mg/kg	SO_4= Cum. mg/kg	Acidity, $CaCO_3$ Equivalents mg/l	Acidity, $CaCO_3$ Equivalents mg/kg	Acidity, $CaCO_3$ Equivalents Cum. mg/kg	Alkalinity, $CaCO_3$ Equivalents mg/l	Alkalinity, $CaCO_3$ Equivalents mg/kg	Alkalinity, $CaCO_3$ Equivalents Cum. mg/kg

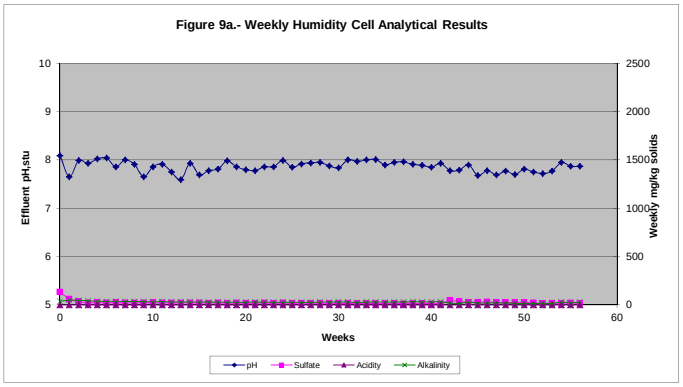

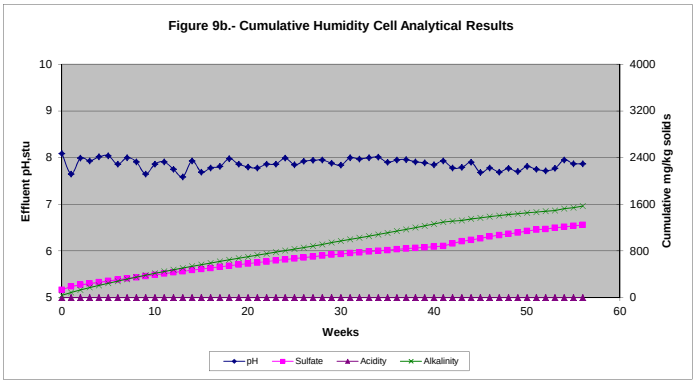

New Mexico Copper Corp.
MLI Job No. 3438

Table 10 . - Humidity Cell Analytical Results, 604 811 (1.5000 Kg)

Week	Vol. L	Effluent pH	Redox, mV (vs Ag/AgCl)	Conductivity mS/cm	Total Fe mg/l	Total Fe mg/kg	Total Fe Cum. mg/kg	Fe^{2}+ mg/l	Fe^{3}+ mg/l	SO_4= mg/l	SO_4= mg/kg	SO_4= Cum. mg/kg	Acidity, $CaCO_3$ Equivalents mg/l	Acidity, $CaCO_3$ Equivalents mg/kg	Acidity, $CaCO_3$ Equivalents Cum. mg/kg	Alkalinity, $CaCO_3$ Equivalents mg/l	Alkalinity, $CaCO_3$ Equivalents mg/kg	Alkalinity, $CaCO_3$ Equivalents Cum. mg/kg
0	0.788	8.49	209	0.93	0.02	0.011	0.011	0.00	0.02	310.0	162.85	162.85	0	0.00	0.00	174	91.41	91.41
1	0.744	8.14	197	0.35	0.00	0.000	0.011	0.00	0.00	65.0	32.24	195.09	0	0.00	0.00	130	64.48	155.89
2	0.704	8.52	204	0.31	0.01	0.005	0.016	0.00	0.01	67.0	31.45	226.54	0	0.00	0.00	110	51.63	207.52
3	0.765	8.26	203	0.30	0.01	0.005	0.021	0.00	0.01	30.0	15.30	241.84	0	0.00	0.00	126	64.26	271.78
4	0.759	8.29	124	0.33	0.00	0.000	0.021	0.00	0.00	41.0	20.75	262.59	0	0.00	0.00	124	62.74	334.52
5	0.781	8.25	187	0.33	0.00	0.000	0.021	0.00	0.00	43.0	22.39	284.98	0	0.00	0.00	120	62.48	397.00
6	0.755	8.18	110	0.28	0.00	0.000	0.021	0.00	0.00	52.0	26.17	311.15	0	0.00	0.00	86	43.29	440.29
7	0.744	8.24	131	0.29	0.00	0.000	0.021	0.00	0.00	40.0	19.84	330.99	0	0.00	0.00	99	49.10	489.39
8	0.750	8.15	226	0.30	0.00	0.000	0.021	0.00	0.00	40.0	20.00	350.99	0	0.00	0.00	107	53.50	542.89
9	0.762	8.17	143	0.30	0.00	0.000	0.021	0.00	0.00	36.0	18.29	369.28	0	0.00	0.00	107	54.36	597.25
10	0.764	8.13	184	0.32	0.00	0.000	0.021	0.00	0.00	42.0	21.39	390.67	0	0.00	0.00	102	51.95	649.20
11	0.759	8.11	137	0.30	0.04	0.020	0.041	0.00	0.04	35.0	17.71	408.38	0	0.00	0.00	101	51.11	700.31
12	0.766	8.10	217	0.28	0.00	0.000	0.041	0.00	0.00	37.0	18.89	427.27	0	0.00	0.00	89	45.45	745.76
13	0.723	7.91	185	0.27	0.01	0.005	0.046	0.00	0.01	35.0	16.87	444.14	0	0.00	0.00	91	43.86	789.62
14	0.769	8.08	202	0.28	0.00	0.000	0.046	0.00	0.00	30.0	15.38	459.52	0	0.00	0.00	91	46.65	836.27
15	0.734	7.94	232	0.28	0.00	0.000	0.046	0.00	0.00	33.0	16.15	475.67	0	0.00	0.00	90	44.04	880.31
16	0.785	8.30	266	0.26	0.02	0.010	0.056	0.01	0.01	29.0	15.18	490.85	0	0.00	0.00	90	47.10	927.41
17	0.726	8.30	305	0.27	0.02	0.010	0.066	0.01	0.01	35.0	16.94	507.79	0	0.00	0.00	82	39.69	967.10
18	0.791	8.29	304	0.25	0.01	0.005	0.071	0.00	0.01	30.0	15.82	523.61	0	0.00	0.00	79	41.66	1008.76
19	0.746	8.22	300	0.26	0.01	0.005	0.076	0.01	0.00	35.0	17.41	541.02	0	0.00	0.00	79	39.29	1048.05
20	0.738	8.19	212	0.26	0.02	0.010	0.086	0.00	0.02	34.0	16.73	557.75	0	0.00	0.00	74	36.41	1084.46
21	0.780	8.20	225	0.28	0.01	0.005	0.091	0.00	0.01	31.0	16.12	573.87	0	0.00	0.00	85	44.20	1128.66
22	0.727	8.21	203	0.28	0.01	0.005	0.096	0.00	0.01	34.0	16.48	590.35	0	0.00	0.00	86	41.68	1170.34
23	0.748	8.18	214	0.31	0.01	0.005	0.101	0.00	0.01	31.0	15.46	605.81	0	0.00	0.00	94	46.87	1217.21
24	0.790	8.26	205	0.28	0.01	0.005	0.106	0.00	0.01	25.0	13.17	618.98	0	0.00	0.00	88	46.35	1263.56
25	0.721	8.16	135	0.26	0.01	0.005	0.111	0.00	0.01	35.0	16.82	635.80	0	0.00	0.00	74	35.57	1299.13
26	0.776	8.30	235	0.27	0.01	0.005	0.116	0.00	0.01	28.0	14.49	650.29	0	0.00	0.00	85	43.97	1343.10
27	0.759	8.27	194	0.27	0.00	0.000	0.116	0.00	0.00	29.0	14.67	664.96	0	0.00	0.00	89	45.03	1388.13
28	0.729	8.21	190	0.29	0.00	0.000	0.116	0.00	0.00	30.0	14.58	679.54	0	0.00	0.00	92	44.71	1432.84
29	0.788	8.25	184	0.29	0.01	0.005	0.121	0.00	0.01	26.0	13.66	693.20	0	0.00	0.00	92	48.33	1481.17
30	0.739	8.18	221	0.28	0.02	0.010	0.131	0.00	0.02	30.0	14.78	707.98	0	0.00	0.00	80	39.41	1520.58
31	0.751	8.28	175	0.28	0.01	0.005	0.136	0.00	0.01	26.0	13.02	721.00	0	0.00	0.00	87	43.56	1564.14
32	0.733	8.28	187	0.29	0.06	0.029	0.165	0.00	0.06	24.0	11.73	732.73	0	0.00	0.00	92	44.96	1609.10
33	0.778	8.27	173	0.27	0.00	0.000	0.165	0.00	0.00	20.0	10.37	743.10	0	0.00	0.00	90	46.68	1655.78
34	0.764	8.25	189	0.26	0.00	0.000	0.165	0.00	0.00	23.0	11.71	754.81	0	0.00	0.00	80	40.75	1696.53
35	0.725	8.20	218	0.20	0.02	0.010	0.175	0.00	0.02	22.0	10.63	765.44	0	0.00	0.00	85	41.08	1737.61
36	0.754	8.22	221	0.20	0.02	0.010	0.185	0.01	0.01	20.0	10.05	775.49	0	0.00	0.00	87	43.73	1781.34
37	0.731	8.21	235	0.19	0.00	0.000	0.185	0.00	0.00	18.0	8.77	784.26	0	0.00	0.00	81	39.47	1820.81
38	0.786	8.17	226	0.19	0.01	0.005	0.190	0.00	0.01	15.0	7.86	792.12	0	0.00	0.00	85	44.54	1865.35
39	0.731	8.08	242	0.19	0.02	0.010	0.200	0.00	0.02	20.0	9.75	801.87	0	0.00	0.00	75	36.55	1901.90
40	0.766	8.20	205	0.19	0.01	0.005	0.205	0.01	0.00	15.0	7.66	809.53	0	0.00	0.00	81	41.36	1943.26
41	0.834	8.06	228	0.18	0.03	0.017	0.222	0.01	0.02	13.0	7.23	816.76	0	0.00	0.00	74	41.14	1984.40
42	0.752	8.18	224	0.19	0.04	0.020	0.242	0.01	0.03	16.0	8.02	824.78	0	0.00	0.00	69	34.59	2018.99
43	0.752	8.12	211	0.18	0.04	0.020	0.262	0.01	0.03	16.0	8.02	832.80	0	0.00	0.00	66	33.09	2052.08
44	0.777	8.06	185	0.17	0.01	0.005	0.267	0.01	0.00	19.0	9.84	842.64	0	0.00	0.00	70	36.26	2088.34

Test Terminated

Figure 10a.- Weekly Humidity Cell Analytical Results

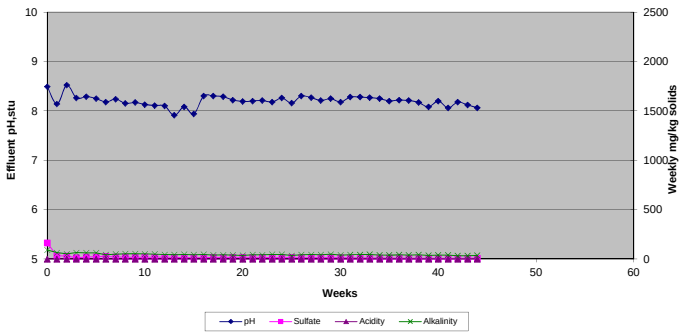

Figure 10b.- Cumulative Humidity Cell Analytical Results

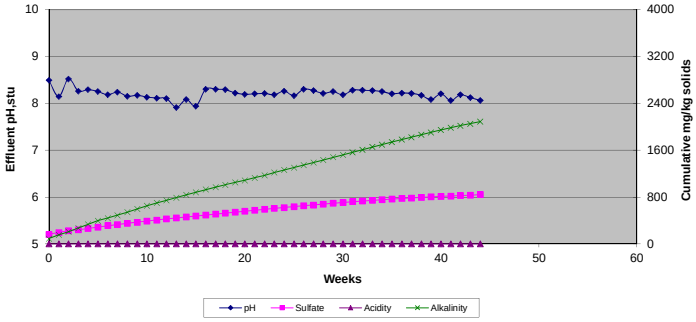

New Mexico Copper Corp.
MLI Job No. 3438

Table 11 . - Humidity Cell Analytical Results, 604 854 (1.5000 Kg)

Week	Vol. L	Effluent pH	Redox, mV (vs Ag/AgCl)	Conductivity mS/cm	Total Fe mg/l	Total Fe mg/kg	Total Fe Cum. mg/kg	Fe^{2}+ mg/l	Fe^{3}+ mg/l	SO_4= mg/l	SO_4= mg/kg	SO_4= Cum. mg/kg	Acidity, $CaCO_3$ Equivalents mg/l	Acidity, $CaCO_3$ Equivalents mg/kg	Acidity, $CaCO_3$ Equivalents Cum. mg/kg	Alkalinity, $CaCO_3$ Equivalents mg/l	Alkalinity, $CaCO_3$ Equivalents mg/kg	Alkalinity, $CaCO_3$ Equivalents Cum. mg/kg
0	0.777	8.34	204	1.12	0.02	0.010	0.010	0.00	0.02	410.0	212.38	212.38	0	0.00	0.00	122	63.20	63.20
1	0.724	8.12	182	0.48	0.02	0.010	0.020	0.00	0.02	120.0	57.92	270.30	0	0.00	0.00	122	58.89	122.09
2	0.759	8.21	207	0.37	0.00	0.000	0.020	0.00	0.00	110.0	55.66	325.96	0	0.00	0.00	91	46.25	168.34
3	0.760	8.32	172	0.36	0.00	0.000	0.020	0.00	0.00	76.0	38.51	364.47	0	0.00	0.00	103	52.19	220.53
4	0.709	8.22	133	0.43	0.01	0.005	0.025	0.00	0.01	140.0	66.17	430.64	0	0.00	0.00	77	36.40	256.93
5	0.758	7.99	191	0.36	0.00	0.000	0.025	0.00	0.00	88.0	44.47	475.11	0	0.00	0.00	91	45.99	302.92
6	0.748	8.00	102	0.41	0.00	0.000	0.025	0.00	0.00	130.0	64.83	539.94	0	0.00	0.00	83	41.39	344.31
7	0.713	8.06	161	0.41	0.00	0.000	0.025	0.00	0.00	110.0	52.29	592.23	0	0.00	0.00	87	41.35	385.66
8	0.758	7.93	228	0.32	0.00	0.000	0.025	0.00	0.00	69.0	34.87	627.10	0	0.00	0.00	90	45.48	431.14
9	0.783	7.94	151	0.39	0.00	0.000	0.025	0.00	0.00	120.0	62.64	689.74	0	0.00	0.00	71	37.06	468.20
10	0.724	7.86	189	0.43	0.02	0.010	0.035	0.00	0.02	130.0	62.75	752.49	0	0.00	0.00	63	30.41	498.61
11	0.771	7.36	168	0.38	0.04	0.021	0.056	0.02	0.02	110.0	56.54	809.03	0	0.00	0.00	50	25.70	524.31
12	0.733	7.67	207	0.35	0.01	0.005	0.061	0.00	0.01	120.0	58.64	867.67	0	0.00	0.00	36	17.59	541.90
13	0.712	7.35	229	0.32	0.00	0.000	0.061	0.00	0.00	100.0	47.47	915.14	0	0.00	0.00	37	17.56	559.46
14	0.729	7.50	243	0.32	0.00	0.000	0.061	0.00	0.00	92.0	44.71	959.85	0	0.00	0.00	43	20.90	580.36
15	0.744	7.52	208	0.31	0.01	0.005	0.066	0.00	0.01	81.0	40.18	1000.03	0	0.00	0.00	50	24.80	605.16
16	0.734	7.96	253	0.29	0.00	0.000	0.066	0.00	0.00	79.0	38.66	1038.69	0	0.00	0.00	46	22.51	627.67
17	0.760	8.00	334	0.28	0.01	0.005	0.071	0.00	0.01	77.0	39.01	1077.70	0	0.00	0.00	40	20.27	647.94
18	0.739	7.96	342	0.26	0.01	0.005	0.076	0.00	0.01	72.0	35.47	1113.17	0	0.00	0.00	40	19.71	667.65
19	0.695	7.83	334	0.28	0.02	0.009	0.085	0.00	0.02	74.0	34.29	1147.46	0	0.00	0.00	44	20.39	688.04
20	0.763	7.90	245	0.24	0.03	0.015	0.100	0.01	0.02	38.0	19.33	1166.79	0	0.00	0.00	56	28.49	716.53
21	0.771	7.86	244	0.28	0.00	0.000	0.100	0.00	0.00	60.0	30.84	1197.63	0	0.00	0.00	48	24.67	741.20
22	0.723	7.86	242	0.28	0.01	0.005	0.105	0.00	0.01	62.0	29.88	1227.51	0	0.00	0.00	48	23.14	764.34
23	0.769	7.87	250	0.30	0.02	0.010	0.115	0.01	0.01	59.0	30.25	1257.76	0	0.00	0.00	53	27.17	791.51
24	0.707	7.81	247	0.26	0.01	0.005	0.120	0.00	0.01	63.0	29.69	1287.45	0	0.00	0.00	32	15.08	806.59
25	0.740	7.86	205	0.26	0.01	0.005	0.125	0.00	0.01	54.0	26.64	1314.09	0	0.00	0.00	49	24.17	830.76
26	0.746	7.88	247	0.26	0.03	0.015	0.140	0.00	0.03	51.0	25.36	1339.45	0	0.00	0.00	52	25.86	856.62
27	0.763	7.84	218	0.25	0.04	0.020	0.160	0.00	0.04	53.0	26.96	1366.41	0	0.00	0.00	43	21.87	878.49
28	0.731	7.74	209	0.25	0.03	0.015	0.175	0.00	0.03	57.0	27.78	1394.19	0	0.00	0.00	36	17.54	896.03
29	0.750	7.83	203	0.26	0.02	0.010	0.185	0.00	0.02	54.0	27.00	1421.19	0	0.00	0.00	43	21.50	917.53
30	0.724	7.80	244	0.26	0.03	0.014	0.199	0.00	0.03	55.0	26.55	1447.74	0	0.00	0.00	39	18.82	936.35
31	0.757	7.93	237	0.25	0.01	0.005	0.204	0.00	0.01	49.0	24.73	1472.47	0	0.00	0.00	38	19.18	955.53
32	0.731	7.88	238	0.24	0.00	0.000	0.204	0.00	0.00	47.0	22.90	1495.37	0	0.00	0.00	36	17.54	973.07
33	0.731	7.86	221	0.24	0.02	0.010	0.214	0.00	0.02	46.0	22.42	1517.79	0	0.00	0.00	40	19.49	992.56
34	0.738	7.89	248	0.23	0.00	0.000	0.214	0.00	0.00	45.0	22.14	1539.93	0	0.00	0.00	42	20.66	1013.22
35	0.739	7.84	242	0.19	0.00	0.000	0.214	0.00	0.00	41.0	20.20	1560.13	0	0.00	0.00	46	22.66	1035.88
36	0.732	7.78	240	0.18	0.01	0.005	0.219	0.00	0.01	43.0	20.98	1581.11	0	0.00	0.00	38	18.54	1054.42
37	0.704	7.81	266	0.18	0.02	0.009	0.228	0.00	0.02	42.0	19.71	1600.82	0	0.00	0.00	41	19.24	1073.66
38	0.771	7.87	244	0.18	0.02	0.010	0.238	0.00	0.02	29.0	14.91	1615.73	0	0.00	0.00	48	24.67	1098.33
39	0.696	7.72	253	0.18	0.03	0.014	0.252	0.02	0.01	39.0	18.10	1633.83	0	0.00	0.00	42	19.49	1117.82
40	0.773	7.86	231	0.17	0.01	0.005	0.257	0.00	0.01	32.0	16.49	1650.32	0	0.00	0.00	44	22.67	1140.49
41	0.760	7.78	253	0.16	0.04	0.020	0.277	0.01	0.03	27.0	13.68	1664.00	0	0.00	0.00	40	20.27	1160.76
42	0.730	7.75	249	0.18	0.02	0.010	0.287	0.01	0.01	34.0	16.55	1680.55	0	0.00	0.00	35	17.03	1177.79
43	0.720	7.74	234	0.17	0.04	0.019	0.306	0.03	0.01	38.0	18.24	1698.79	0	0.00	0.00	35	16.80	1194.59
44	0.771	7.74	210	0.16	0.01	0.005	0.311	0.01	0.00	39.0	20.05	1718.84	0	0.00	0.00	42	21.59	1216.18
	Test Terminated																	

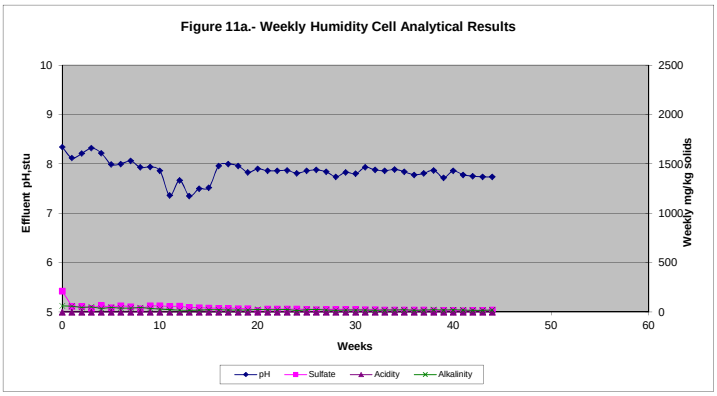

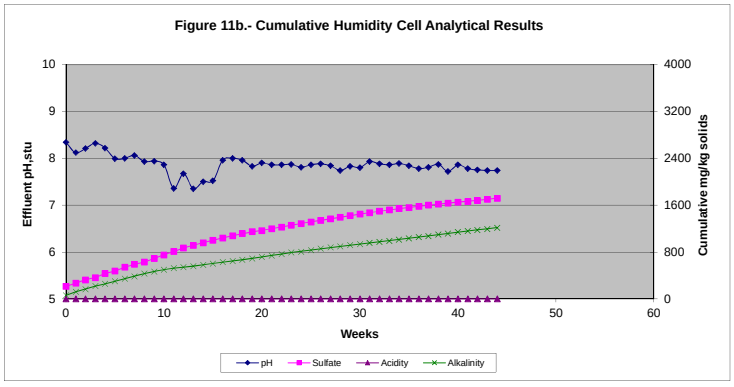

New Mexico Copper Corp.
MLI Job No. 3438

Table 12 . - Humidity Cell Analytical Results, 604 862 (1.5000 Kg)

Week	Vol. L	Effluent pH	Redox, mV (vs Ag/AgCl)	Conductivity mS/cm	Total Fe mg/l	Total Fe mg/kg	Total Fe Cum. mg/kg	Fe^{2}+ mg/l	Fe^{3}+ mg/l	SO_4= mg/l	SO_4= mg/kg	SO_4= Cum. mg/kg	Acidity, $CaCO_3$ Equivalents mg/l	Acidity, $CaCO_3$ Equivalents mg/kg	Acidity, $CaCO_3$ Equivalents Cum. mg/kg	Alkalinity, $CaCO_3$ Equivalents mg/l	Alkalinity, $CaCO_3$ Equivalents mg/kg	Alkalinity, $CaCO_3$ Equivalents Cum. mg/kg
0	0.719	8.13	229	0.63	0.03	0.014	0.014	0.01	0.02	390.0	186.94	186.94	0	0.00	0.00	124	59.44	59.44
1	0.813	7.96	191	0.43	0.00	0.000	0.014	0.00	0.00	69.0	37.40	224.34	0	0.00	0.00	166	89.97	149.41
2	0.721	8.29	205	0.34	0.01	0.005	0.019	0.00	0.01	48.0	23.07	247.41	0	0.00	0.00	134	64.27	213.68
3	0.739	8.21	192	0.34	0.00	0.000	0.019	0.00	0.00	41.0	20.20	267.61	0	0.00	0.00	133	65.52	279.20
4	0.713	8.20	153	0.34	0.03	0.014	0.033	0.00	0.03	45.0	21.39	289.00	0	0.00	0.00	122	57.99	337.19
5	0.738	8.24	182	0.33	0.00	0.000	0.033	0.00	0.00	38.0	18.70	307.70	0	0.00	0.00	121	59.53	396.72
6	0.737	8.19	92	0.33	0.00	0.000	0.033	0.00	0.00	41.0	20.14	327.84	0	0.00	0.00	118	57.98	454.70
7	0.740	8.19	148	0.36	0.00	0.000	0.033	0.00	0.00	38.0	18.75	346.59	0	0.00	0.00	138	68.08	522.78
8	0.700	8.13	209	0.33	0.00	0.000	0.033	0.00	0.00	46.0	21.47	368.06	0	0.00	0.00	121	56.47	579.25
9	0.746	8.14	143	0.39	0.00	0.000	0.033	0.00	0.00	37.0	18.40	386.46	0	0.00	0.00	159	79.08	658.33
10	0.746	8.13	175	0.37	0.00	0.000	0.033	0.00	0.00	46.0	22.88	409.34	0	0.00	0.00	126	62.66	720.99
11	0.739	8.09	140	0.37	0.01	0.005	0.038	0.00	0.01	39.0	19.21	428.55	0	0.00	0.00	131	64.54	785.53
12	0.680	8.08	189	0.30	0.00	0.000	0.038	0.00	0.00	46.0	20.85	449.40	0	0.00	0.00	93	42.16	827.69
13	0.769	7.88	219	0.37	0.01	0.005	0.043	0.00	0.01	33.0	16.92	466.32	0	0.00	0.00	151	77.41	905.10
14	0.733	7.98	207	0.34	0.02	0.010	0.053	0.01	0.01	36.0	17.59	483.91	0	0.00	0.00	115	56.20	961.30
15	0.720	7.75	209	0.36	0.01	0.005	0.058	0.00	0.01	35.0	16.80	500.71	0	0.00	0.00	130	62.40	1023.70
16	0.758	8.12	256	0.35	0.01	0.005	0.063	0.00	0.01	31.0	15.67	516.38	0	0.00	0.00	142	71.76	1095.46
17	0.711	8.16	313	0.33	0.01	0.005	0.068	0.00	0.01	35.0	16.59	532.97	0	0.00	0.00	117	55.46	1150.92
18	0.684	8.10	317	0.36	0.03	0.014	0.082	0.00	0.03	33.0	15.05	548.02	0	0.00	0.00	143	65.21	1216.13
19	0.759	7.96	334	0.41	0.00	0.000	0.082	0.00	0.00	19.0	9.61	557.63	0	0.00	0.00	173	87.54	1303.67
20	0.762	7.91	218	0.43	0.02	0.010	0.092	0.02	0.00	24.0	12.19	569.82	0	0.00	0.00	181	91.95	1395.62
21	0.723	8.01	237	0.40	0.01	0.005	0.097	0.00	0.01	31.0	14.94	584.76	0	0.00	0.00	152	73.26	1468.88
22	0.706	7.96	253	0.44	0.00	0.000	0.097	0.00	0.00	28.0	13.18	597.94	0	0.00	0.00	181	85.19	1554.07
23	0.750	7.87	245	0.50	0.00	0.000	0.097	0.00	0.00	27.0	13.50	611.44	0	0.00	0.00	204	102.00	1656.07
24	0.734	7.93	218	0.46	0.04	0.020	0.117	0.01	0.03	24.0	11.74	623.18	0	0.00	0.00	190	92.97	1749.04
25	0.727	8.10	178	0.39	0.07	0.034	0.151	0.01	0.06	31.0	15.02	638.20	0	0.00	0.00	150	72.70	1821.74
26	0.732	7.97	240	0.46	0.03	0.015	0.166	0.00	0.03	25.0	12.20	650.40	0	0.00	0.00	197	96.14	1917.88
27	0.740	8.00	208	0.46	0.05	0.025	0.191	0.00	0.05	22.0	10.85	661.25	0	0.00	0.00	212	104.59	2022.47
28	0.722	7.90	201	0.49	0.05	0.024	0.215	0.00	0.05	22.0	10.59	671.84	0	0.00	0.00	218	104.93	2127.40
29	0.734	7.96	200	0.51	0.07	0.034	0.249	0.00	0.07	20.0	9.79	681.63	0	0.00	0.00	220	107.65	2235.05
30	0.715	7.91	241	0.53	0.04	0.019	0.268	0.00	0.04	20.0	9.53	691.16	0	0.00	0.00	230	109.63	2344.68
31	0.718	7.87	256	0.53	0.06	0.029	0.297	0.02	0.04	19.0	9.09	700.25	0	0.00	0.00	238	113.92	2458.60
32	0.748	7.84	245	0.53	0.02	0.010	0.307	0.00	0.02	9.4	4.69	704.94	0	0.00	0.00	236	117.69	2576.29
33	0.719	7.96	232	0.52	0.01	0.005	0.312	0.00	0.01	11.0	5.27	710.21	0	0.00	0.00	229	109.77	2686.06
34	0.761	7.90	245	0.51	0.00	0.000	0.312	0.00	0.00	9.8	4.97	715.18	0	0.00	0.00	232	117.70	2803.76
35	0.709	7.90	227	0.39	0.08	0.038	0.350	0.03	0.05	18.0	8.51	723.69	0	0.00	0.00	231	109.19	2912.95
36	0.723	7.94	235	0.39	0.03	0.014	0.364	0.00	0.03	17.0	8.19	731.88	0	0.00	0.00	229	110.38	3023.33
37	0.718	7.74	275	0.40	0.01	0.005	0.369	0.01	0.00	13.0	6.22	738.10	0	0.00	0.00	237	113.44	3136.77
38	0.754	8.03	229	0.36	0.04	0.020	0.389	0.00	0.04	13.0	6.53	744.63	0	0.00	0.00	209	105.06	3241.83
39	0.715	7.98	256	0.37	0.04	0.019	0.408	0.00	0.04	15.0	7.15	751.78	0	0.00	0.00	228	108.68	3350.51
40	0.735	7.78	282	0.40	0.03	0.015	0.423	0.00	0.03	11.0	5.39	757.17	0	0.00	0.00	240	117.60	3468.11
41	0.760	7.78	253	0.37	0.05	0.025	0.448	0.01	0.04	10.0	5.07	762.24	0	0.00	0.00	233	118.05	3586.16
42	0.723	8.09	244	0.28	0.06	0.029	0.477	0.01	0.05	16.0	7.71	769.95	0	0.00	0.00	157	75.67	3661.83
43	0.694	7.89	239	0.32	0.05	0.023	0.500	0.02	0.03	21.0	9.72	779.67	0	0.00	0.00	183	84.67	3746.50
44	0.769	7.96	199	0.36	0.06	0.031	0.531	0.01	0.05	14.0	7.18	786.85	0	0.00	0.00	223	114.32	3860.82

Test Terminated

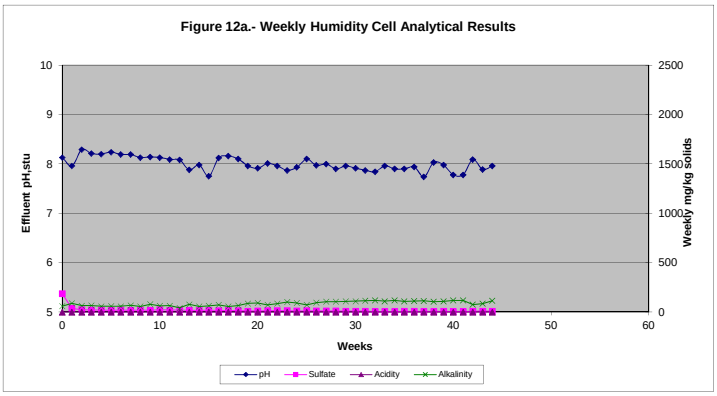

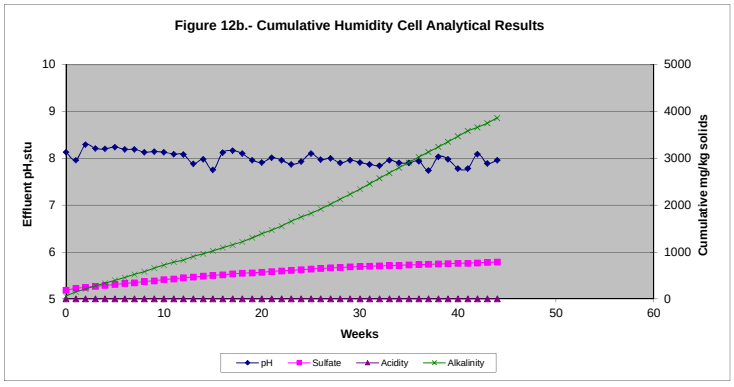

New Mexico Copper Corp.
MLI Job No. 3438

Table 13 . - Humidity Cell Analytical Results, 604 867 (1.5000 Kg)

Week	Vol. L	Effluent pH	Redox, mV (vs Ag/AgCl)	Conductivity mS/cm	Total Fe mg/l	Total Fe mg/kg	Total Fe Cum. mg/kg	Fe^{2}+ mg/l	Fe^{3}+ mg/l	SO_4= mg/l	SO_4= mg/kg	SO_4= Cum. mg/kg	Acidity, $CaCO_3$ Equivalents mg/l	Acidity, $CaCO_3$ Equivalents mg/kg	Acidity, $CaCO_3$ Equivalents Cum. mg/kg	Alkalinity, $CaCO_3$ Equivalents mg/l	Alkalinity, $CaCO_3$ Equivalents mg/kg	Alkalinity, $CaCO_3$ Equivalents Cum. mg/kg
0	0.820	7.96	219	1.90	0.02	0.011	0.011	0.00	0.02	1100.0	601.33	601.33	0	0.00	0.00	148	80.91	80.91
1	0.734	7.93	184	0.61	0.01	0.005	0.016	0.00	0.01	230.0	112.55	713.88	0	0.00	0.00	96	46.98	127.89
2	0.715	7.99	213	0.60	0.01	0.005	0.021	0.00	0.01	240.0	114.40	828.28	0	0.00	0.00	94	44.66	172.55
3	0.732	8.02	203	0.46	0.02	0.010	0.031	0.00	0.02	120.0	58.56	886.84	0	0.00	0.00	127	61.98	234.53
4	0.751	8.25	254	0.47	0.02	0.010	0.041	0.01	0.01	120.0	60.08	946.92	0	0.00	0.00	112	56.07	290.60
5	0.755	7.93	200	0.54	0.01	0.005	0.046	0.00	0.01	200.0	100.67	1047.59	0	0.00	0.00	60	30.20	320.80
6	0.742	7.90	93	0.62	0.00	0.000	0.046	0.00	0.00	240.0	118.72	1166.31	0	0.00	0.00	79	39.08	359.88
7	0.703	7.92	162	0.57	0.00	0.000	0.046	0.00	0.00	230.0	107.79	1274.10	0	0.00	0.00	78	36.56	396.44
8	0.757	7.95	209	0.45	0.05	0.025	0.071	0.00	0.05	130.0	65.61	1339.71	0	0.00	0.00	118	59.55	455.99
9	0.752	7.85	159	0.59	0.00	0.000	0.071	0.00	0.00	230.0	115.31	1455.02	0	0.00	0.00	90	45.12	501.11
10	0.725	7.84	192	0.68	0.01	0.005	0.076	0.00	0.01	270.0	130.50	1585.52	0	0.00	0.00	74	35.77	536.88
11	0.765	7.72	161	0.56	0.04	0.020	0.096	0.00	0.04	190.0	96.90	1682.42	0	0.00	0.00	84	42.84	579.72
12	0.723	7.68	220	0.57	0.01	0.005	0.101	0.00	0.01	230.0	110.86	1793.28	0	0.00	0.00	49	23.62	603.34
13	0.772	7.39	227	0.51	0.01	0.005	0.106	0.00	0.01	190.0	97.79	1891.07	0	0.00	0.00	61	31.39	634.73
14	0.714	7.77	195	0.55	0.08	0.038	0.144	0.00	0.08	200.0	95.20	1986.27	0	0.00	0.00	49	23.32	658.05
15	0.745	7.51	232	0.53	0.08	0.040	0.184	0.00	0.08	180.0	89.40	2075.67	0	0.00	0.00	70	34.77	692.82
16	0.695	7.83	280	0.50	0.01	0.005	0.189	0.00	0.01	180.0	83.40	2159.07	0	0.00	0.00	63	29.19	722.01
17	0.769	7.83	375	0.45	0.00	0.000	0.189	0.00	0.00	130.0	66.65	2225.72	0	0.00	0.00	81	41.53	763.54
18	0.765	7.94	364	0.45	0.02	0.010	0.199	0.00	0.02	160.0	81.60	2307.32	0	0.00	0.00	64	32.64	796.18
19	0.713	7.67	360	0.51	0.03	0.014	0.213	0.00	0.03	190.0	90.31	2397.63	0	0.00	0.00	54	25.67	821.85
20	0.751	7.64	266	0.51	0.04	0.020	0.233	0.01	0.03	180.0	90.12	2487.75	0	0.00	0.00	56	28.04	849.89
21	0.730	7.72	272	0.53	0.00	0.000	0.233	0.00	0.00	190.0	92.47	2580.22	0	0.00	0.00	58	28.23	878.12
22	0.745	7.73	274	0.51	0.02	0.010	0.243	0.00	0.02	180.0	89.40	2669.62	0	0.00	0.00	55	27.32	905.44
23	0.741	7.71	261	0.56	0.01	0.005	0.248	0.00	0.01	190.0	93.86	2763.48	0	0.00	0.00	63	31.12	936.56
24	0.728	7.65	272	0.49	0.05	0.024	0.272	0.01	0.04	180.0	87.36	2850.84	0	0.00	0.00	40	19.41	955.97
25	0.731	7.82	221	0.47	0.03	0.015	0.287	0.01	0.02	190.0	92.59	2943.43	0	0.00	0.00	50	24.37	980.34
26	0.721	7.70	272	0.48	0.01	0.005	0.292	0.00	0.01	170.0	81.71	3025.14	0	0.00	0.00	57	27.40	1007.74
27	0.720	7.70	248	0.52	0.04	0.019	0.311	0.00	0.04	170.0	81.60	3106.74	0	0.00	0.00	57	27.36	1035.10
28	0.729	7.71	249	0.51	0.02	0.010	0.321	0.01	0.01	170.0	82.62	3189.36	0	0.00	0.00	81	39.37	1074.47
29	0.763	7.79	234	0.51	0.15	0.076	0.397	0.04	0.11	150.0	76.30	3265.66	0	0.00	0.00	89	45.27	1119.74
30	0.746	7.71	258	0.50	0.04	0.020	0.417	0.02	0.02	150.0	74.60	3340.26	0	0.00	0.00	65	32.33	1152.07
31	0.723	7.64	274	0.46	0.04	0.019	0.436	0.02	0.02	150.0	72.30	3412.56	0	0.00	0.00	43	20.73	1172.80
32	0.723	7.73	263	0.47	0.05	0.024	0.460	0.00	0.05	130.0	62.66	3475.22	0	0.00	0.00	62	29.88	1202.68
33	0.780	7.80	255	0.48	0.04	0.021	0.481	0.00	0.04	110.0	57.20	3532.42	0	0.00	0.00	94	48.88	1251.56
34	0.722	7.74	273	0.44	0.00	0.000	0.481	0.00	0.00	110.0	52.95	3585.37	0	0.00	0.00	77	37.06	1288.62
35	0.740	7.77	265	0.34	0.00	0.000	0.481	0.00	0.00	120.0	59.20	3644.57	0	0.00	0.00	84	41.44	1330.06
36	0.749	7.78	269	0.34	0.01	0.005	0.486	0.00	0.01	110.0	54.93	3699.50	0	0.00	0.00	85	42.44	1372.50
37	0.734	7.69	288	0.32	0.03	0.015	0.501	0.00	0.03	110.0	53.83	3753.33	0	0.00	0.00	82	40.13	1412.63
38	0.743	7.72	276	0.32	0.02	0.010	0.511	0.00	0.02	91.0	45.08	3798.41	0	0.00	0.00	87	43.09	1455.72
39	0.713	7.67	287	0.30	0.02	0.010	0.521	0.01	0.01	97.0	46.11	3844.52	0	0.00	0.00	77	36.60	1492.32
40	0.758	7.84	269	0.32	0.11	0.056	0.577	0.00	0.11	68.0	34.36	3878.88	0	0.00	0.00	111	56.09	1548.41
41	0.680	7.73	283	0.29	0.04	0.018	0.595	0.01	0.03	85.0	38.53	3917.41	0	0.00	0.00	73	33.09	1581.50
42	0.811	7.86	292	0.26	0.05	0.027	0.622	0.01	0.04	48.0	25.95	3943.36	0	0.00	0.00	105	56.77	1638.27
43	0.729	7.72	267	0.27	0.06	0.029	0.651	0.01	0.05	100.0	48.60	3991.96	0	0.00	0.00	59	28.67	1666.94
44	0.748	7.71	245	0.27	0.01	0.005	0.656	0.01	0.00	96.0	47.87	4039.83	0	0.00	0.00	74	36.90	1703.84

Test Terminated

Figure 13a.- Weekly Humidity Cell Analytical Results

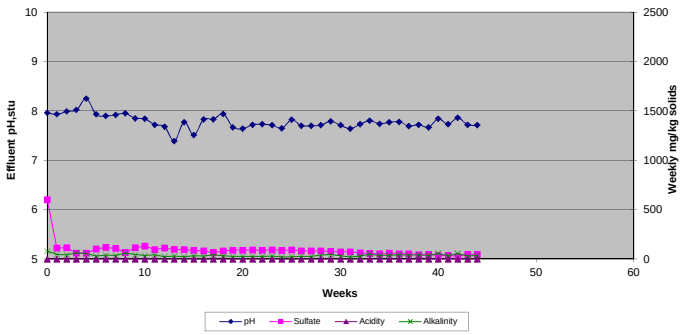

Figure 13b.- Cumulative Humidity Cell Analytical Results

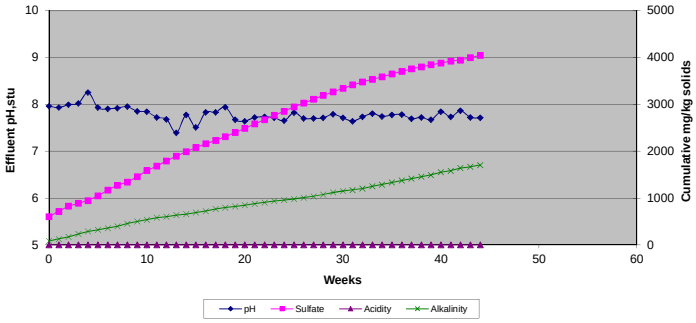

New Mexico Copper Corp.
MLI Job No. 3438

Table 14 . - Humidity Cell Analytical Results, 605 033 (1.5000 Kg)

Week	Vol. L	Effluent pH	Redox, mV (vs Ag/AgCl)	Conductivity mS/cm	Total Fe mg/l	Total Fe mg/kg	Total Fe Cum. mg/kg	Fe^{2}+ mg/l	Fe^{3}+ mg/l	SO_4= mg/l	SO_4= mg/kg	SO_4= Cum. mg/kg	Acidity, $CaCO_3$ Equivalents mg/l	Acidity, $CaCO_3$ Equivalents mg/kg	Acidity, $CaCO_3$ Equivalents Cum. mg/kg	Alkalinity, $CaCO_3$ Equivalents mg/l	Alkalinity, $CaCO_3$ Equivalents mg/kg	Alkalinity, $CaCO_3$ Equivalents Cum. mg/kg
0	0.763	8.43	242	0.76	0.00	0.000	0.000	0.00	0.00	230.0	116.99	116.99	0	0.00	0.00	150	76.30	76.30
1	0.749	8.14	182	0.37	0.00	0.000	0.000	0.00	0.00	75.0	37.45	154.44	0	0.00	0.00	132	65.91	142.21
2	0.707	8.21	207	0.30	0.00	0.000	0.000	0.00	0.00	75.0	35.35	189.79	0	0.00	0.00	85	39.92	182.13
3	0.760	8.21	160	0.26	0.03	0.015	0.015	0.00	0.03	31.0	15.71	205.50	0	0.00	0.00	90	45.60	227.73
4	0.743	8.08	142	0.28	0.00	0.000	0.015	0.00	0.00	45.0	22.29	227.79	0	0.00	0.00	91	45.08	272.81
5	0.744	8.11	191	0.28	0.01	0.005	0.020	0.00	0.01	48.0	23.81	251.60	0	0.00	0.00	80	39.68	312.49
6	0.737	8.15	149	0.26	0.00	0.000	0.020	0.00	0.00	54.0	26.53	278.13	0	0.00	0.00	69	33.90	346.39
7	0.770	8.14	155	0.26	0.00	0.000	0.020	0.00	0.00	44.0	22.59	300.72	0	0.00	0.00	72	36.96	383.35
8	0.722	7.93	201	0.26	0.00	0.000	0.020	0.00	0.00	57.0	27.44	328.16	0	0.00	0.00	63	30.32	413.67
9	0.758	8.02	147	0.24	0.00	0.000	0.020	0.00	0.00	48.0	24.26	352.42	0	0.00	0.00	56	28.30	441.97
10	0.735	7.87	188	0.23	0.00	0.000	0.020	0.00	0.00	54.0	26.46	378.88	0	0.00	0.00	40	19.60	461.57
11	0.744	8.12	143	0.19	0.03	0.015	0.035	0.02	0.01	35.0	17.36	396.24	0	0.00	0.00	36	17.86	479.43
12	0.702	7.89	224	0.25	0.00	0.000	0.035	0.00	0.00	69.0	32.29	428.53	0	0.00	0.00	37	17.32	496.75
13	0.761	7.53	213	0.22	0.00	0.000	0.035	0.00	0.00	45.0	22.83	451.36	0	0.00	0.00	45	22.83	519.58
14	0.692	7.72	218	0.23	0.00	0.000	0.035	0.00	0.00	45.0	20.76	472.12	0	0.00	0.00	43	19.84	539.42
15	0.780	7.56	289	0.22	0.00	0.000	0.035	0.00	0.00	30.0	15.60	487.72	0	0.00	0.00	54	28.08	567.50
16	0.720	8.14	291	0.22	0.03	0.014	0.049	0.00	0.03	39.0	18.72	506.44	0	0.00	0.00	50	24.00	591.50
17	0.736	8.14	318	0.22	0.00	0.000	0.049	0.00	0.00	40.0	19.63	526.07	0	0.00	0.00	49	24.04	615.54
18	0.730	8.14	310	0.21	0.01	0.005	0.054	0.01	0.00	37.0	18.01	544.08	0	0.00	0.00	51	24.82	640.36
19	0.775	7.96	324	0.22	0.03	0.016	0.070	0.01	0.02	32.0	16.53	560.61	0	0.00	0.00	54	27.90	668.26
20	0.707	7.94	234	0.22	0.01	0.005	0.075	0.00	0.01	37.0	17.44	578.05	0	0.00	0.00	47	22.15	690.41
21	0.760	8.00	243	0.23	0.01	0.005	0.080	0.00	0.01	33.0	16.72	594.77	0	0.00	0.00	53	26.85	717.26
22	0.721	7.99	256	0.23	0.01	0.005	0.085	0.01	0.00	34.0	16.34	611.11	0	0.00	0.00	52	24.99	742.25
23	0.769	7.96	244	0.24	0.00	0.000	0.085	0.00	0.00	33.0	16.92	628.03	0	0.00	0.00	51	26.15	768.40
24	0.710	8.07	219	0.21	0.01	0.005	0.090	0.00	0.01	33.0	15.62	643.65	0	0.00	0.00	42	19.88	788.28
25	0.724	7.95	183	0.21	0.01	0.005	0.095	0.00	0.01	30.0	14.48	658.13	0	0.00	0.00	49	23.65	811.93
26	0.774	7.98	255	0.20	0.00	0.000	0.095	0.00	0.00	24.0	12.38	670.51	0	0.00	0.00	49	25.28	837.21
27	0.717	7.90	225	0.22	0.02	0.010	0.105	0.01	0.01	29.0	13.86	684.37	0	0.00	0.00	48	22.94	860.15
28	0.728	7.84	225	0.22	0.01	0.005	0.110	0.00	0.01	30.0	14.56	698.93	0	0.00	0.00	49	23.78	883.93
29	0.783	7.86	201	0.21	0.04	0.021	0.131	0.01	0.03	24.0	12.53	711.46	0	0.00	0.00	50	26.10	910.03
30	0.682	7.91	224	0.22	0.01	0.005	0.136	0.00	0.01	31.0	14.09	725.55	0	0.00	0.00	44	20.01	930.04
31	0.803	8.04	245	0.20	0.03	0.016	0.152	0.00	0.03	18.0	9.64	735.19	0	0.00	0.00	46	24.63	954.67
32	0.731	7.96	244	0.20	0.01	0.005	0.157	0.00	0.01	23.0	11.21	746.40	0	0.00	0.00	40	19.49	974.16
33	0.725	7.86	235	0.20	0.00	0.000	0.157	0.00	0.00	24.0	11.60	758.00	0	0.00	0.00	44	21.27	995.43
34	0.743	7.87	248	0.20	0.00	0.000	0.157	0.00	0.00	21.0	10.40	768.40	0	0.00	0.00	45	22.29	1017.72
35	0.749	7.80	246	0.16	0.02	0.010	0.167	0.00	0.02	20.0	9.99	778.39	0	0.00	0.00	40	19.97	1037.69
36	0.690	7.79	252	0.17	0.01	0.005	0.172	0.01	0.00	20.0	9.20	787.59	0	0.00	0.00	43	19.78	1057.47
37	0.777	7.83	260	0.16	0.01	0.005	0.177	0.00	0.01	13.0	6.73	794.32	0	0.00	0.00	44	22.79	1080.26
38	0.697	7.83	251	0.16	0.02	0.009	0.186	0.00	0.02	17.0	7.90	802.22	0	0.00	0.00	44	20.45	1100.71
39	0.768	7.71	261	0.16	0.01	0.005	0.191	0.00	0.01	14.0	7.17	809.39	0	0.00	0.00	43	22.02	1122.73
40	0.710	7.94	238	0.16	0.03	0.014	0.205	0.02	0.01	14.0	6.63	816.02	0	0.00	0.00	41	19.41	1142.14
41	0.781	7.72	262	0.15	0.01	0.005	0.210	0.01	0.00	10.0	5.21	821.23	0	0.00	0.00	41	21.35	1163.49
42	0.758	7.77	273	0.16	0.01	0.005	0.215	0.01	0.00	12.0	6.06	827.29	0	0.00	0.00	42	21.22	1184.71
43	0.703	7.89	238	0.16	0.05	0.023	0.238	0.02	0.03	17.0	7.97	835.26	0	0.00	0.00	40	18.75	1203.46
44	0.759	7.74	230	0.15	0.03	0.015	0.253	0.01	0.02	14.0	7.08	842.34	0	0.00	0.00	41	20.75	1224.21

Test Terminated

Figure 14a.- Weekly Humidity Cell Analytical Results

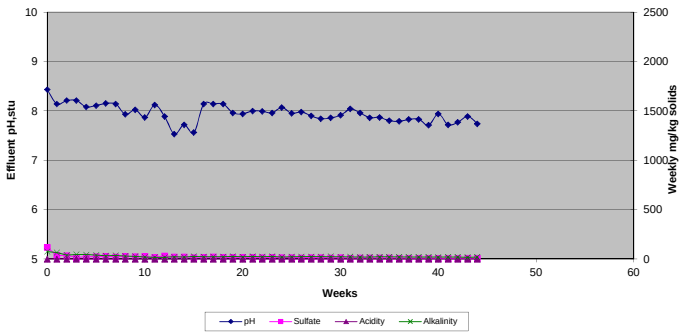

Figure 14b.- Cumulative Humidity Cell Analytical Results

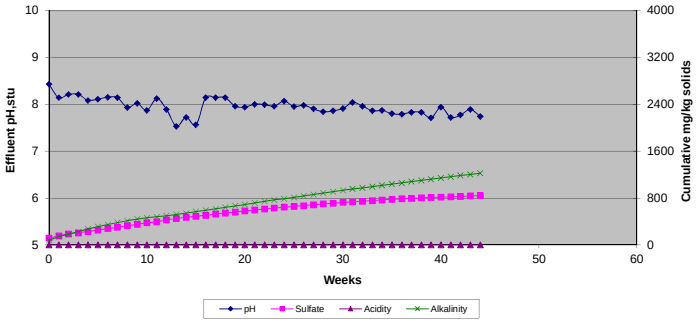

New Mexico Copper Corp.
MLI Job No. 3438

Table 15 . - Humidity Cell Analytical Results, 605 153 (1.5300 Kg)

Week	Vol. L	Effluent pH	Redox, mV (vs Ag/AgCl)	Conductivity mS/cm	Total Fe mg/l	Total Fe mg/kg	Total Fe Cum. mg/kg	Fe^{2}+ mg/l	Fe^{3}+ mg/l	SO_4= mg/l	SO_4= mg/kg	SO_4= Cum. mg/kg	Acidity, $CaCO_3$ Equivalents mg/l	Acidity, $CaCO_3$ Equivalents mg/kg	Acidity, $CaCO_3$ Equivalents Cum. mg/kg	Alkalinity, $CaCO_3$ Equivalents mg/l	Alkalinity, $CaCO_3$ Equivalents mg/kg	Alkalinity, $CaCO_3$ Equivalents Cum. mg/kg
0	0.718	8.44	226	0.47	0.00	0.000	0.000	0.00	0.00	190.0	89.16	89.16	0	0.00	0.00	64	30.03	30.03
1	0.816	7.96	169	0.27	0.00	0.000	0.000	0.00	0.00	44.0	23.47	112.63	0	0.00	0.00	102	54.40	84.43
2	0.726	8.46	187	0.19	0.02	0.009	0.009	0.00	0.02	27.0	12.81	125.44	0	0.00	0.00	108	51.29	135.72
3	0.759	8.25	149	0.21	0.03	0.015	0.024	0.03	0.00	20.0	9.92	135.36	0	0.00	0.00	91	45.14	180.86
4	0.748	8.31	141	0.21	0.00	0.000	0.024	0.00	0.00	28.0	13.69	149.05	0	0.00	0.00	90	44.00	224.86
5	0.732	8.25	193	0.21	0.00	0.000	0.024	0.00	0.00	35.0	16.75	165.80	0	0.00	0.00	60	28.71	253.57
6	0.761	8.10	101	0.21	0.00	0.000	0.024	0.00	0.00	31.0	15.42	181.22	0	0.00	0.00	71	35.31	288.88
7	0.757	8.14	155	0.21	0.00	0.000	0.024	0.00	0.00	30.0	14.84	196.06	0	0.00	0.00	64	31.67	320.55
8	0.744	8.01	208	0.20	0.00	0.000	0.024	0.00	0.00	31.0	15.07	211.13	0	0.00	0.00	60	29.18	349.73
9	0.757	8.08	155	0.20	0.00	0.000	0.024	0.00	0.00	27.0	13.36	224.49	0	0.00	0.00	62	30.68	380.41
10	0.731	8.07	180	0.21	0.00	0.000	0.024	0.00	0.00	29.0	13.86	238.35	0	0.00	0.00	58	27.71	408.12
11	0.801	8.22	138	0.19	0.00	0.000	0.024	0.00	0.00	19.0	9.95	248.30	0	0.00	0.00	64	33.51	441.63
12	0.728	8.15	209	0.18	0.00	0.000	0.024	0.00	0.00	22.0	10.47	258.77	0	0.00	0.00	58	27.60	469.23
13	0.733	7.76	190	0.18	0.01	0.005	0.029	0.00	0.01	19.0	9.10	267.87	0	0.00	0.00	48	23.00	492.23
14	0.775	7.85	207	0.18	0.00	0.000	0.029	0.00	0.00	17.0	8.61	276.48	0	0.00	0.00	46	23.30	515.53
15	0.753	7.68	202	0.18	0.03	0.015	0.044	0.00	0.03	17.0	8.37	284.85	0	0.00	0.00	45	22.15	537.68
16	0.760	8.37	257	0.17	0.00	0.000	0.044	0.00	0.00	14.0	6.95	291.80	0	0.00	0.00	47	23.35	561.03
17	0.729	8.39	298	0.17	0.03	0.014	0.058	0.00	0.03	16.0	7.62	299.42	0	0.00	0.00	44	20.96	581.99
18	0.744	8.34	291	0.17	0.01	0.005	0.063	0.00	0.01	17.0	8.27	307.69	0	0.00	0.00	42	20.42	602.41
19	0.733	8.04	316	0.18	0.00	0.000	0.063	0.00	0.00	16.0	7.67	315.36	0	0.00	0.00	44	21.08	623.49
20	0.761	8.09	210	0.18	0.02	0.010	0.073	0.01	0.01	15.0	7.46	322.82	0	0.00	0.00	46	22.88	646.37
21	0.789	8.10	236	0.18	0.00	0.000	0.073	0.00	0.00	15.0	7.74	330.56	0	0.00	0.00	47	24.24	670.61
22	0.737	8.13	234	0.18	0.01	0.005	0.078	0.00	0.01	15.0	7.23	337.79	0	0.00	0.00	40	19.27	689.88
23	0.756	8.10	206	0.19	0.01	0.005	0.083	0.00	0.01	16.0	7.91	345.70	0	0.00	0.00	41	20.26	710.14
24	0.715	8.25	213	0.17	0.02	0.009	0.092	0.00	0.02	14.0	6.54	352.24	0	0.00	0.00	38	17.76	727.90
25	0.766	8.09	149	0.17	0.03	0.015	0.107	0.00	0.03	14.0	7.01	359.25	0	0.00	0.00	39	19.53	747.43
26	0.743	8.08	244	0.17	0.00	0.000	0.107	0.00	0.00	13.0	6.31	365.56	0	0.00	0.00	37	17.97	765.40
27	0.729	8.10	205	0.17	0.01	0.005	0.112	0.01	0.00	12.0	5.72	371.28	0	0.00	0.00	36	17.15	782.55
28	0.777	7.96	223	0.17	0.02	0.010	0.122	0.00	0.02	12.0	6.09	377.37	0	0.00	0.00	39	19.81	802.36
29	0.729	8.13	184	0.17	0.03	0.014	0.136	0.01	0.02	12.0	5.72	383.09	0	0.00	0.00	37	17.63	819.99
30	0.773	8.12	210	0.18	0.01	0.005	0.141	0.00	0.01	13.0	6.57	389.66	0	0.00	0.00	42	21.22	841.21
31	0.739	8.22	220	0.17	0.02	0.010	0.151	0.01	0.01	12.0	5.80	395.46	0	0.00	0.00	35	16.91	858.12
32	0.783	8.24	216	0.17	0.01	0.005	0.156	0.00	0.01	10.0	5.12	400.58	0	0.00	0.00	38	19.45	877.57
33	0.761	8.22	208	0.17	0.00	0.000	0.156	0.00	0.00	9.2	4.58	405.16	0	0.00	0.00	36	17.91	895.48
34	0.702	8.18	227	0.16	0.01	0.005	0.161	0.00	0.01	8.3	3.81	408.97	0	0.00	0.00	34	15.60	911.08
35	0.749	7.99	229	0.15	0.01	0.005	0.166	0.00	0.01	11.0	5.38	414.35	0	0.00	0.00	36	17.62	928.70
36	0.787	8.04	230	0.15	0.03	0.015	0.181	0.00	0.03	9.1	4.68	419.03	0	0.00	0.00	36	18.52	947.22
37	0.748	8.10	227	0.14	0.02	0.010	0.191	0.00	0.02	6.9	3.37	422.40	0	0.00	0.00	31	15.16	962.38
38	0.743	8.08	230	0.14	0.02	0.010	0.201	0.02	0.00	6.9	3.35	425.75	0	0.00	0.00	29	14.08	976.46
39	0.731	7.84	246	0.14	0.02	0.010	0.211	0.00	0.02	8.3	3.97	429.72	0	0.00	0.00	28	13.38	989.84
40	0.751	8.09	223	0.14	0.03	0.015	0.226	0.01	0.02	6.9	3.39	433.11	0	0.00	0.00	28	13.74	1003.58
41	0.768	7.82	259	0.14	0.02	0.010	0.236	0.02	0.00	7.1	3.56	436.67	0	0.00	0.00	31	15.56	1019.14
42	0.767	7.93	263	0.15	0.04	0.020	0.256	0.01	0.03	7.4	3.71	440.38	0	0.00	0.00	30	15.04	1034.18
43	0.719	8.32	205	0.13	0.03	0.014	0.270	0.02	0.01	6.1	2.87	443.25	0	0.00	0.00	27	12.69	1046.87
44	0.773	7.89	208	0.14	0.04	0.020	0.290	0.01	0.03	11.0	5.56	448.81	0	0.00	0.00	32	16.17	1063.04

Test Terminated

Figure 15a.- Weekly Humidity Cell Analytical Results

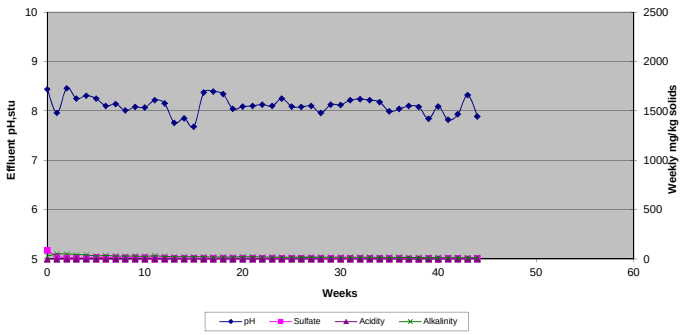

Figure 15b.- Cumulative Humidity Cell Analytical Results

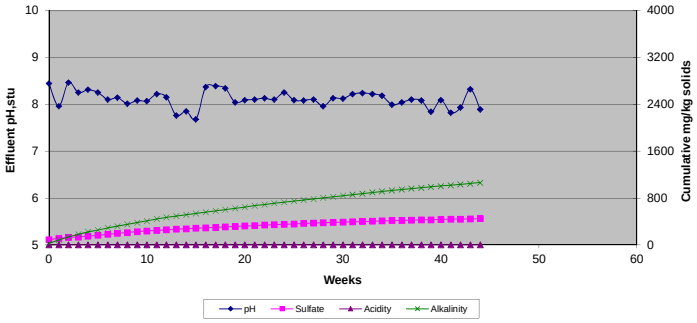

New Mexico Copper Corp.
MLI Job No. 3438

Table 16 . - Humidity Cell Analytical Results, SRK 0854 (1.5000 Kg)

					Total Fe					SO_4=			Acidity, $CaCO_3$ Equivalents			Alkalinity, $CaCO_3$ Equivalents		
Week	Vol. L	Effluent pH	Redox, mV (vs Ag/AgCl)	Conductivity mS/cm	mg/l	mg/kg	Cum. mg/kg	Fe^{2}+ mg/l	Fe^{3}+ mg/l	mg/l	mg/kg	Cum. mg/kg	mg/l	mg/kg	Cum. mg/kg	mg/l	mg/kg	Cum. mg/kg
0	0.680	4.43	277	2.78	15.25	6.913	6.913	2.62	12.63	2300.0	1042.67	1042.67	1080	489.60	489.60	0	0.00	0.00
1	0.727	4.92	293	1.41	0.95	0.460	7.373	0.88	0.07	980.0	474.97	1517.64	260	126.01	615.61	2	0.97	0.97
2	0.707	5.52	331	0.72	0.46	0.217	7.590	0.10	0.36	430.0	202.67	1720.31	52	24.32	639.93	4	1.65	2.62
3	0.710	5.24	343	0.64	0.22	0.104	7.694	0.15	0.07	310.0	146.73	1867.04	72	34.08	674.01	12	5.68	8.30
4	0.718	5.20	352	0.57	0.62	0.297	7.991	0.12	0.50	290.0	138.81	2005.85	79	37.82	711.83	12	5.74	14.04
5	0.663	5.27	342	0.45	0.14	0.062	8.053	0.03	0.11	230.0	101.66	2107.51	69	30.50	742.33	12	5.30	19.34
6	0.692	5.28	340	0.45	0.23	0.106	8.159	0.08	0.15	240.0	110.72	2218.23	70	32.29	774.62	11	5.07	24.41
7	0.754	5.39	346	0.37	0.17	0.085	8.244	0.02	0.15	180.0	90.48	2308.71	60	30.16	804.78	13	6.53	30.94
8	0.702	5.41	349	0.34	0.30	0.140	8.384	0.10	0.20	160.0	74.88	2383.59	50	23.40	828.18	3	1.40	32.34
9	0.753	5.46	266	0.33	0.17	0.085	8.469	0.14	0.03	150.0	75.30	2458.89	48	24.10	852.28	3	1.51	33.85
10	0.724	5.39	310	0.32	0.11	0.053	8.522	0.07	0.04	130.0	62.75	2521.64	42	20.27	872.55	2	0.97	34.82
11	0.759	5.52	251	0.29	0.12	0.061	8.583	0.05	0.07	130.0	65.78	2587.42	40	20.24	892.79	3	1.52	36.34
12	0.716	5.43	325	0.25	0.10	0.048	8.631	0.10	0.00	100.0	47.73	2635.15	41	19.57	912.36	2	0.95	37.29
13	0.722	5.08	331	0.24	0.10	0.048	8.679	0.10	0.00	99.0	47.65	2682.80	44	21.18	933.54	1	0.48	37.77
14	0.683	5.15	372	0.27	0.17	0.077	8.756	0.02	0.15	120.0	54.64	2737.44	44	20.04	953.57	2	0.91	38.68
15	0.752	5.16	328	0.28	0.22	0.110	8.866	0.06	0.16	110.0	55.15	2792.59	49	24.57	978.14	1	0.50	39.18
16	0.749	5.45	364	0.25	0.25	0.125	8.991	0.03	0.22	100.0	49.93	2842.52	44	21.97	1000.11	3	1.50	40.68
17	0.745	5.46	424	0.26	0.16	0.079	9.070	0.10	0.06	110.0	54.63	2897.15	43	21.36	1021.47	2	0.99	41.67
18	0.713	5.41	419	0.26	0.18	0.086	9.156	0.16	0.02	110.0	52.29	2949.44	46	21.87	1043.33	3	1.43	43.10
19	0.737	5.29	419	0.31	0.26	0.128	9.284	0.14	0.12	130.0	63.87	3013.31	59	28.99	1072.32	2	0.98	44.08
20	0.694	5.30	344	0.32	0.31	0.143	9.427	0.18	0.13	130.0	60.15	3073.46	61	28.22	1100.54	2	0.93	45.01
21	0.746	5.22	366	0.35	0.28	0.139	9.566	0.19	0.09	140.0	69.63	3143.09	72	35.81	1136.35	2	0.99	46.00
22	0.688	5.19	368	0.32	0.82	0.376	9.942	0.29	0.53	130.0	59.63	3202.72	70	32.11	1168.46	2	0.92	46.92
23	0.700	5.12	357	0.39	1.31	0.611	10.553	0.25	1.06	160.0	74.67	3277.39	83	38.73	1207.19	2	0.93	47.85
24	0.691	5.19	374	0.35	0.93	0.428	10.981	0.30	0.63	180.0	82.92	3360.31	79	36.39	1243.58	2	0.92	48.77
25	0.693	5.02	333	0.34	0.90	0.416	11.397	0.22	0.68	160.0	73.92	3434.23	81	37.42	1281.01	3	1.39	50.16
26	0.689	5.06	348	0.36	1.72	0.790	12.187	0.35	1.37	150.0	68.90	3503.13	83	38.13	1319.13	2	0.92	51.08
27	0.681	5.12	341	0.34	1.08	0.490	12.677	0.52	0.56	150.0	68.10	3571.23	80	36.32	1355.45	2	0.91	51.99
28	0.701	5.02	350	0.37	1.05	0.491	13.168	0.23	0.82	160.0	74.77	3646.00	85	39.72	1395.17	2	0.93	52.92
29	0.733	5.16	351	0.35	0.95	0.464	13.632	0.26	0.69	150.0	73.30	3719.30	82	40.07	1435.25	3	1.47	54.39
30	0.740	5.23	359	0.33	0.82	0.405	14.037	0.16	0.66	130.0	64.13	3783.43	71	35.03	1470.27	3	1.48	55.87
31	0.722	5.24	370	0.31	0.80	0.385	14.422	0.09	0.71	120.0	57.76	3841.19	69	33.21	1503.48	3	1.44	57.31
32	0.691	5.20	357	0.31	0.94	0.433	14.855	0.19	0.75	120.0	55.28	3896.47	69	31.79	1535.27	3	1.38	58.69
33	0.708	5.19	352	0.34	0.91	0.430	15.285	0.08	0.83	140.0	66.08	3962.55	79	37.29	1572.56	3	1.42	60.11
34	0.709	5.19	368	0.33	1.61	0.761	16.046	0.07	1.54	130.0	61.45	4024.00	79	37.34	1609.90	3	1.42	61.53
35	0.738	5.16	345	0.25	1.38	0.679	16.725	0.44	0.94	130.0	63.96	4087.96	73	35.92	1645.82	2	0.98	62.51
36	0.725	5.19	347	0.22	1.26	0.609	17.334	0.15	1.11	120.0	58.00	4145.96	65	31.42	1677.23	2	0.97	63.48
37	0.713	5.24	371	0.22	0.49	0.233	17.567	0.11	0.38	120.0	57.04	4203.00	65	30.90	1708.13	3	1.43	64.91
38	0.729	5.26	340	0.21	0.75	0.365	17.932	0.22	0.53	99.0	48.11	4251.11	60	29.16	1737.29	2	0.97	65.88
39	0.701	5.21	362	0.20	0.82	0.383	18.315	0.26	0.56	100.0	46.73	4297.84	58	27.11	1764.39	2	0.93	66.81
40	0.696	5.32	349	0.20	0.41	0.190	18.505	0.19	0.22	95.0	44.08	4341.92	60	27.84	1792.23	2	0.93	67.74
41	0.731	5.29	362	0.21	0.80	0.390	18.895	0.33	0.47	92.0	44.83	4386.75	60	29.24	1821.47	2	0.97	68.71
42	0.681	5.27	377	0.21	0.58	0.263	19.158	0.41	0.17	97.0	44.04	4430.79	60	27.24	1848.71	2	0.91	69.62
43	0.640	5.27	343	0.21	0.94	0.401	19.559	0.69	0.25	120.0	51.20	4481.99	62	26.45	1875.17	2	0.85	70.47
44	0.784	5.14	357	0.19	1.05	0.549	20.108	0.25	0.80	110.0	57.49	4539.48	55	28.75	1903.91	1	0.52	70.99
45	0.702	5.20	366	0.25	1.02	0.477	20.585	0.25	0.77	110.0	51.48	4590.96	63	29.48	1933.40	2	0.94	71.93
46	0.685	5.27	353	0.21	0.39	0.178	20.763	0.26	0.13	97.0	44.30	4635.26	56	25.57	1958.97	2	0.91	72.84
47	0.774	5.24	360	0.22	0.71	0.366	21.129	0.35	0.36	84.0	43.34	4678.60	51	26.32	1985.29	2	1.03	73.87
48	0.758	5.27	344	0.17	1.34	0.677	21.806	0.28	1.06	79.0	39.92	4718.52	46	23.25	2008.53	2	1.01	74.88
49	0.711	5.25	340	0.20	1.48	0.702	22.508	0.34	1.14	84.0	39.82	4758.34	48	22.75	2031.28	2	0.95	75.83
50	0.734	5.30	364	0.18	0.83	0.406	22.914	0.30	0.53	70.0	34.25	4792.59	47	23.00	2054.28	2	0.98	76.81
51	0.728	5.25	327	0.17	0.59	0.286	23.200	0.26	0.33	66.0	32.03	4824.62	44	21.36	2075.64	2	0.97	77.78
52	0.731	5.29	346	0.18	0.80	0.390	23.590	0.13	0.67	50.0	24.37	4848.99	43	20.96	2096.59	2	0.97	78.75
53	0.725	5.31	334	0.19	0.83	0.401	23.991	0.20	0.63	62.0	29.97	4878.96	39	18.85	2115.44	2	0.97	79.72
54	0.748	5.32	360	0.22	0.33	0.165	24.156	0.19	0.14	59.0	29.42	4908.38	41	20.45	2135.89	3	1.50	81.22
55	0.733	5.31	369	0.15	0.23	0.112	24.268	0.16	0.07	64.0	31.27	4939.65	40	19.55	2155.44	3	1.47	82.69
56	0.707	5.25	356	0.15	0.22	0.104	24.372	0.21	0.01	63.0	29.69	4969.34	40	18.85	2174.29	3	1.41	84.10
57	0.739	5.41	366	0.16	0.22	0.108	24.480	0.18	0.04	54.0	26.60	4995.94	40	19.71	2194.00	3	1.48	85.58
58	0.709	5.33	376	0.14	0.29	0.137	24.617	0.28	0.01	59.0	27.89	5023.83	37	17.49	2211.48	3	1.42	87.00
59	0.732	5.43	374	0.13	1.06	0.517	25.134	0.23	0.83	55.0	26.84	5050.67	37	18.06	2229.54	3	1.46	88.46
60	0.747	5.63	366	0.11	0.42	0.209	25.343	0.09	0.33	52.0	25.90	5076.57	31	15.44	2244.98	4	1.99	90.45
61	0.729	5.52	379	0.13	0.21	0.102	25.445	0.03	0.18	50.0	24.30	5100.87	34	16.52	2261.50	3	1.46	91.91
62	0.721	5.46	367	0.12	0.22	0.106	25.551	0.03	0.19	54.0	25.96	5126.83	38	18.27	2279.77	3	1.44	93.35
63	0.719	5.56	374	0.12	1.05	0.503	26.054	0.02	1.03	55.0	26.36	5153.19	37	17.74	2297.50	4	1.92	95.27
64	0.702	5.45	374	0.13	0.95	0.445	26.499	0.02	0.93	55.0	25.74	5178.93	36	16.85	2314.35	4	1.87	97.14
65	0.740	5.55	406	0.13	0.54	0.266	26.765	0.09	0.45	53.0	26.15	5205.08	37	18.25	2332.60	3	1.48	98.62
66	0.725	5.51	360	0.12	0.28	0.135	26.900	0.13	0.15	49.0	23.68	5228.76	35	16.92	2349.52	3	1.45	100.07
67	0.756	5.54	384	0.11	0.44	0.222	27.122	0.07	0.37	50.0	25.20	5253.96	28	14.11	2363.63	3	1.51	101.58
68	0.702	5.40	384	0.13	0.73	0.342	27.464	0.09	0.64	57.0	26.68	5280.64	38	17.78	2381.42	3	1.40	102.98
69	0.710	5.27	398	0.13	0.53	0.251	27.715	0.14	0.39	56.0	26.51	5307.15	37	17.51	2398.93	3	1.42	104.40
70	0.642	5.43	340	0.15	0.53	0.227	27.942	0.07	0.46	60.0	25.68	5332.83	39	16.69	2415.62	3	1.28	105.68

New Mexico Copper Corp.
MLI Job No. 3438

Table 16 . - Humidity Cell Analytical Results, SRK 0854 (1.5000 Kg)

					Total Fe					SO_4=			Acidity, $CaCO_3$ Equivalents			Alkalinity, $CaCO_3$ Equivalents		
Week	Vol. L	Effluent pH	Redox, mV (vs Ag/AgCl)	Conductivity mS/cm	mg/l	mg/kg	Cum. mg/kg	Fe^{2}+ mg/l	Fe^{3}+ mg/l	mg/l	mg/kg	Cum. mg/kg	mg/l	mg/kg	Cum. mg/kg	mg/l	mg/kg	Cum. mg/kg
71	0.677	5.39	305	0.14	1.40	0.632	28.574	0.07	1.33	50.0	22.57	5355.40	37	16.70	2432.32	2	0.90	106.58
72	0.666	5.43	337	0.15	0.47	0.209	28.783	0.16	0.31	68.0	30.19	5385.59	39	17.32	2449.64	3	1.33	107.91
73	0.668	5.42	350	0.14	0.62	0.276	29.059	0.14	0.48	74.0	32.95	5418.54	37	16.48	2466.11	3	1.34	109.25
74	0.625	5.50	352	0.14	0.36	0.150	29.209	0.08	0.28	58.0	24.17	5442.71	36	15.00	2481.11	3	1.25	110.50
75	0.672	5.60	315	0.15	0.47	0.211	29.420	0.15	0.32	58.0	25.98	5468.69	50	22.40	2503.51	5	2.24	112.74
76	0.730	5.65	313	0.15	0.64	0.311	29.731	0.10	0.54	60.0	29.20	5497.89	36	17.52	2521.03	5	2.43	115.17
77	0.717	5.37	329	0.13	2.01	0.961	30.692	0.14	1.87	46.0	21.99	5519.88	37	17.69	2538.72	2	0.96	116.13
78	0.667	5.22	325	0.12	0.70	0.311	31.003	0.14	0.56	58.0	25.79	5545.67	40	17.79	2556.51	2	0.89	117.02
79	0.628	5.22	345	0.13	0.44	0.184	31.187	0.02	0.42	50.0	20.93	5566.60	40	16.75	2573.25	2	0.84	117.86
80	0.775	5.26	350	0.13	0.53	0.274	31.461	0.03	0.50	56.0	28.93	5595.53	41	21.18	2594.44	2	1.03	118.89
81	0.674	5.17	331	0.14	1.83	0.822	32.283	0.17	1.66	52.0	23.37	5618.90	44	19.77	2614.21	2	0.90	119.79
82	0.566	5.22	352	0.17	1.39	0.524	32.807	0.21	1.18	58.0	21.89	5640.79	47	17.74	2631.94	2	0.75	120.54
83	0.610	5.19	350	0.17	0.63	0.256	33.063	0.22	0.41	76.0	30.91	5671.70	56	22.77	2654.72	2	0.81	121.35
84	0.668	5.14	342	0.20	0.95	0.423	33.486	0.35	0.60	88.0	39.19	5710.89	67	29.84	2684.55	2	0.89	122.24
85	0.669	5.09	336	0.22	1.32	0.589	34.075	0.49	0.83	98.0	43.71	5754.60	77	34.34	2718.89	2	0.89	123.13
86	0.745	5.19	358	0.21	1.07	0.531	34.606	0.38	0.69	92.0	45.69	5800.29	66	32.78	2751.67	2	0.99	124.12
87	0.694	5.19	352	0.20	2.72	1.258	35.864	0.29	2.43	90.0	41.64	5841.93	66	30.54	2782.21	2	0.93	125.05
88	0.666	5.10	349	0.19	1.08	0.480	36.344	0.37	0.71	94.0	41.74	5883.67	65	28.86	2811.07	2	0.89	125.94
89	0.541	5.17	359	0.20	1.78	0.642	36.986	0.31	1.47	86.0	31.02	5914.69	62	22.36	2833.43	2	0.72	126.66
90	0.592	5.18	337	0.20	1.19	0.470	37.456	0.28	0.91	98.0	38.68	5953.37	67	26.44	2859.87	2	0.79	127.45
91	0.644	5.06	348	0.21	1.45	0.623	38.079	0.41	1.04	102.0	43.79	5997.16	68	29.20	2889.07	2	0.86	128.31
92	0.544	5.17	360	0.20	1.95	0.707	38.786	0.29	1.66	88.0	31.91	6029.07	65	23.57	2912.64	2	0.73	129.04
93	0.486	5.15	399	0.21	1.62	0.525	39.311	0.50	1.12	102.0	33.05	6062.12	71	23.00	2935.65	4	1.30	130.34
94	0.628	5.09	358	0.18	2.53	1.059	40.370	0.20	2.33	76.0	31.82	6093.94	52	21.77	2957.42	2	0.84	131.18
95	0.674	5.17	363	0.16	1.99	0.894	41.264	0.21	1.78	72.0	32.35	6126.29	50	22.47	2979.88	2	0.90	132.08
96	0.627	5.09	360	0.18	1.59	0.665	41.929	0.19	1.40	82.0	34.28	6160.57	54	22.57	3002.46	2	0.84	132.92

test terminated

Figure 16a.- Weekly Humidity Cell Analytical Results

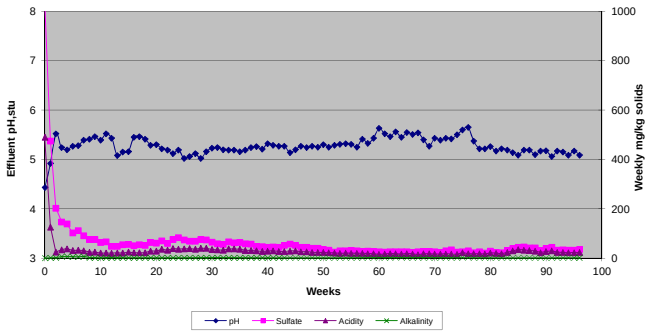

Figure 16b.- Cumulative Humidity Cell Analytical Results

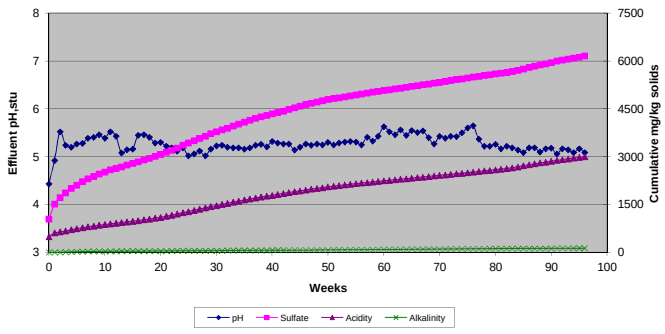

Certifications: NV009332012A

New Mexico Copper Corp.
MLI Job No. 3438

Table 17 . - Humidity Cell Analytical Results, SRK 0858 (1.4900 Kg)

					Total Fe					SO_4=			Acidity, $CaCO_3$ Equivalents			Alkalinity, $CaCO_3$ Equivalents		
Week	Vol. L	Effluent pH	Redox, mV (vs Ag/AgCI)	Conductivity mS/cm	mg/l	mg/kg	Cum. mg/kg	Fe^{2}+ mg/l	Fe^{3}+ mg/l	mg/l	mg/kg	Cum. mg/kg	mg/l	mg/kg	Cum. mg/kg	mg/l	mg/kg	Cum. mg/kg
0	0.667	3.73	357	0.87	19.50	8.729	8.729	1.95	17.55	490.0	219.35	219.35	184	82.37	82.37	0	0.00	0.00
1	0.696	4.14	277	0.73	21.90	10.230	18.959	2.17	19.73	450.0	210.20	429.55	286	133.60	215.96	0	0.00	0.00
2	0.709	4.39	310	0.31	4.76	2.265	21.224	1.06	3.70	160.0	76.13	505.68	243	115.68	331.64	0	0.00	0.00
3	0.714	4.41	301	0.27	1.78	0.853	22.077	0.57	1.21	140.0	67.09	572.77	108	51.75	383.39	0	0.00	0.00
4	0.701	4.16	323	0.25	0.43	0.202	22.279	0.32	0.11	100.0	47.05	619.82	94	44.22	427.62	0	0.00	0.00
5	0.700	4.31	301	0.20	0.32	0.150	22.429	0.31	0.01	73.0	34.30	654.12	74	34.77	462.38	0	0.00	0.00
6	0.688	5.22	310	0.18	0.07	0.032	22.461	0.06	0.01	56.0	25.86	679.98	52	24.01	486.39	12	5.54	5.54
7	0.740	5.03	340	0.19	0.03	0.015	22.476	0.00	0.03	63.0	31.29	711.27	49	24.34	510.73	9	4.47	10.01
8	0.652	4.68	379	0.22	0.07	0.031	22.507	0.01	0.06	87.0	38.07	749.34	50	21.88	532.61	1	0.44	10.45
9	0.703	4.42	331	0.31	0.02	0.009	22.516	0.01	0.01	120.0	56.62	805.96	62	29.25	561.86	0	0.00	10.45
10	0.725	3.59	445	0.63	1.15	0.560	23.076	0.27	0.88	140.0	68.12	874.08	127	61.80	623.65	0	0.00	10.45
11	0.739	3.24	353	0.95	0.98	0.486	23.562	0.15	0.83	730.0	362.06	1236.14	194	96.22	719.87	0	0.00	10.45
12	0.696	3.59	526	0.51	2.44	1.140	24.702	0.23	2.21	200.0	93.42	1329.56	95	44.38	764.25	0	0.00	10.45
13	0.713	3.05	549	0.53	2.20	1.053	25.755	0.20	2.00	200.0	95.70	1425.26	99	47.37	811.62	0	0.00	10.45
14	0.726	3.16	569	0.59	3.55	1.730	27.485	0.16	3.39	310.0	151.05	1576.31	113	55.06	866.68	0	0.00	10.45
15	0.719	3.27	554	0.68	4.45	2.147	29.632	0.26	4.19	230.0	110.99	1687.30	140	67.56	934.24	0	0.00	10.45
16	0.706	3.11	566	0.72	6.95	3.293	32.925	0.28	6.67	270.0	127.93	1815.23	136	64.44	998.68	0	0.00	10.45
17	0.670	3.10	549	0.69	5.25	2.361	35.286	0.28	4.97	230.0	103.42	1918.65	125	56.21	1054.89	0	0.00	10.45
18	0.697	3.08	568	0.64	6.05	2.830	38.116	0.21	5.84	220.0	102.91	2021.56	126	58.94	1113.83	0	0.00	10.45
19	0.716	3.00	573	0.80	7.50	3.604	41.720	0.28	7.22	220.0	105.72	2127.28	150	72.08	1185.91	0	0.00	10.45
20	0.671	3.04	542	0.69	4.80	2.162	43.882	0.19	4.61	180.0	81.06	2208.34	123	55.39	1241.30	0	0.00	10.45
21	0.698	2.82	582	1.09	10.45	4.895	48.777	0.51	9.94	280.0	131.17	2339.51	227	106.34	1347.64	0	0.00	10.45
22	0.673	2.84	588	1.02	9.45	4.268	53.045	0.42	9.03	270.0	121.95	2461.46	206	93.05	1440.69	0	0.00	10.45
23	0.661	2.71	598	1.34	20.90	9.272	62.317	0.68	20.22	350.0	155.27	2616.73	286	126.88	1567.56	0	0.00	10.45
24	0.617	2.75	599	1.30	20.10	8.323	70.640	0.61	19.49	410.0	169.78	2786.51	266	110.15	1677.71	0	0.00	10.45
25	0.639	2.67	595	1.28	24.50	10.507	81.147	0.63	23.87	450.0	192.99	2979.50	288	123.51	1801.22	0	0.00	10.45
26	0.670	2.65	592	1.40	33.60	15.109	96.256	0.95	32.65	540.0	242.82	3222.32	347	156.03	1957.26	0	0.00	10.45
27	0.647	2.66	600	1.35	29.80	12.940	109.196	0.86	28.94	570.0	247.51	3469.83	293	127.23	2084.49	0	0.00	10.45
28	0.650	2.64	609	1.39	32.20	14.047	123.243	0.91	31.29	460.0	200.67	3670.50	315	137.42	2221.90	0	0.00	10.45
29	0.654	2.62	594	1.53	39.00	17.118	140.361	0.97	38.03	540.0	237.02	3907.52	347	152.31	2374.21	0	0.00	10.45
30	0.639	2.62	605	1.64	38.20	16.382	156.743	0.97	37.23	480.0	205.85	4113.37	340	145.81	2520.02	0	0.00	10.45
31	0.646	2.63	561	1.37	33.20	14.394	171.137	1.26	31.94	470.0	203.77	4317.14	287	124.43	2644.45	0	0.00	10.45
32	0.638	2.64	578	1.43	31.80	13.616	184.753	1.09	30.71	340.0	145.58	4462.72	278	119.04	2763.49	0	0.00	10.45
33	0.650	2.58	601	1.61	45.20	19.718	204.471	1.18	44.02	440.0	191.95	4654.67	353	153.99	2917.48	0	0.00	10.45
34	0.661	2.57	599	1.59	43.60	19.342	223.813	1.25	42.35	380.0	168.58	4823.25	342	151.72	3069.20	0	0.00	10.45
35	0.657	2.61	578	1.06	41.60	18.343	242.156	1.15	40.45	370.0	163.15	4986.40	314	138.46	3207.66	0	0.00	10.45
36	0.670	2.57	584	1.12	48.20	21.674	263.830	1.60	46.60	410.0	184.36	5170.76	327	147.04	3354.70	0	0.00	10.45
37	0.682	2.61	582	1.06	44.60	20.414	284.244	1.49	43.11	330.0	151.05	5321.81	304	139.15	3493.84	0	0.00	10.45
38	0.645	2.55	611	1.12	48.60	21.038	305.282	1.12	47.48	280.0	121.21	5443.02	335	145.02	3638.86	0	0.00	10.45
39	0.670	2.57	588	1.16	53.80	24.192	329.474	1.62	52.18	540.0	242.82	5685.84	340	152.89	3791.74	0	0.00	10.45
40	0.649	2.61	564	1.04	52.20	22.737	352.211	24.80	27.40	300.0	130.67	5816.51	308	134.16	3925.90	0	0.00	10.45
41	0.679	2.63	569	1.04	44.20	20.142	372.353	6.60	37.60	220.0	100.26	5916.77	282	128.51	4054.41	0	0.00	10.45
42	0.748	2.67	560	0.99	45.60	22.892	395.245	9.40	36.20	220.0	110.44	6027.21	261	131.03	4185.44	0	0.00	10.45
43	0.692	2.62	558	0.96	43.80	20.342	415.587	5.40	38.40	320.0	148.62	6175.83	270	125.40	4310.83	0	0.00	10.45
44	0.744	2.60	548	0.97	46.20	23.069	438.656	9.00	37.20	340.0	169.77	6345.60	280	139.81	4450.64	0	0.00	10.45
45	0.739	2.67	521	0.28	43.40	21.525	460.181	12.00	31.40	290.0	143.83	6489.43	265	131.43	4582.08	0	0.00	10.45
46	0.665	2.63	588	1.43	44.40	19.816	479.997	2.80	41.60	350.0	156.21	6645.64	298	133.00	4715.08	0	0.00	10.45
47	0.661	2.60	609	1.69	44.20	19.608	499.605	2.60	41.60	580.0	257.30	6902.94	339	150.39	4865.47	0	0.00	10.45
48	0.677	2.58	568	1.46	43.80	19.901	519.506	5.40	38.40	350.0	159.03	7061.97	317	144.03	5009.50	0	0.00	10.45
49	0.651	2.55	578	1.70	53.80	23.506	543.012	2.05	51.75	600.0	262.15	7324.12	368	160.78	5170.28	0	0.00	10.45
50	0.648	2.57	568	1.55	51.20	22.267	565.279	2.95	48.25	360.0	156.56	7480.68	346	150.48	5320.76	0	0.00	10.45
51	0.662	2.57	574	1.56	51.40	22.837	588.116	1.95	49.45	380.0	168.83	7649.51	322	143.06	5463.82	0	0.00	10.45
52	0.669	2.56	575	1.77	53.20	23.886	612.002	4.20	49.00	300.0	134.70	7784.21	338	151.76	5615.58	0	0.00	10.45
53	0.648	2.56	593	1.91	55.80	24.267	636.269	1.90	53.90	390.0	169.61	7953.82	353	153.52	5769.10	0	0.00	10.45
54	0.666	2.54	569	1.78	59.50	26.595	662.864	4.31	55.19	410.0	183.26	8137.08	374	167.17	5936.27	0	0.00	10.45
55	0.674	2.56	581	1.53	59.00	26.689	689.553	2.90	56.10	420.0	189.99	8327.07	363	164.20	6100.47	0	0.00	10.45
56	0.668	2.54	568	1.53	55.25	24.770	714.323	4.35	50.90	390.0	174.85	8501.92	344	154.22	6254.70	0	0.00	10.45
57	0.731	2.62	541	1.52	59.50	29.191	743.514	8.80	50.70	300.0	147.18	8649.10	307	150.62	6405.31	0	0.00	10.45
58	0.700	2.59	531	1.35	54.75	25.721	769.235	8.85	45.90	350.0	164.43	8813.53	286	134.36	6539.67	0	0.00	10.45
59	0.689	2.54	550	1.40	50.50	23.352	792.587	4.35	46.15	320.0	147.97	8961.50	295	136.41	6676.09	0	0.00	10.45
60	0.675	2.53	555	1.37	48.50	21.971	814.558	3.75	44.75	380.0	172.15	9133.65	302	136.81	6812.90	0	0.00	10.45
61	0.671	2.49	559	1.60	52.00	23.417	837.975	5.00	47.00	380.0	171.13	9304.78	334	150.41	6963.31	0	0.00	10.45

New Mexico Copper Corp.
MLI Job No. 3438

Table 17 . - Humidity Cell Analytical Results, SRK 0858 (1.4900 Kg)

					Total Fe					SO_4=			Acidity, $CaCO_3$ Equivalents			Alkalinity, $CaCO_3$ Equivalents		
Week	Vol. L	Effluent pH	Redox, mV (vs Ag/AgCl)	Conductivity mS/cm	mg/l	mg/kg	Cum. mg/kg	Fe^2+ mg/l	Fe^3+ mg/l	mg/l	mg/kg	Cum. mg/kg	mg/l	mg/kg	Cum. mg/kg	mg/l	mg/kg	Cum. mg/kg

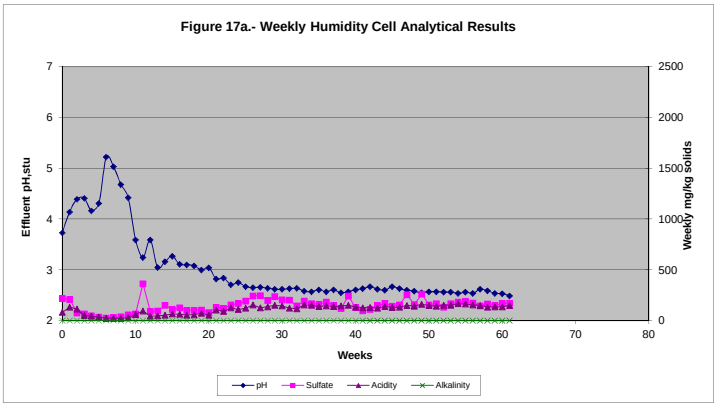

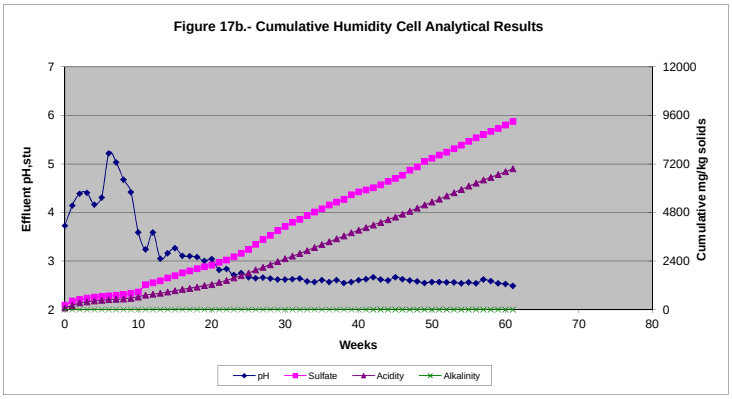

New Mexico Copper Corp.
MLI Job No. 3438

Table 18 . - Humidity Cell Analytical Results, SRK 0864 (1.5000 Kg)

Week	Vol. L	Effluent pH	Redox, mV (vs Ag/AgCl)	Conductivity mS/cm	Total Fe mg/l	Total Fe mg/kg	Total Fe Cum. mg/kg	Fe^{2}+ mg/l	Fe^{3}+ mg/l	SO_4= mg/l	SO_4= mg/kg	SO_4= Cum. mg/kg	Acidity, $CaCO_3$ Equivalents mg/l	Acidity, $CaCO_3$ Equivalents mg/kg	Acidity, $CaCO_3$ Equivalents Cum. mg/kg	Alkalinity, $CaCO_3$ Equivalents mg/l	Alkalinity, $CaCO_3$ Equivalents mg/kg	Alkalinity, $CaCO_3$ Equivalents Cum. mg/kg
0	0.682	7.77	210	0.54	0.00	0.000	0.000	0.00	0.00	210.0	95.48	95.48	0	0.00	0.00	38	17.28	17.28
1	0.665	7.43	138	0.67	0.00	0.000	0.000	0.00	0.00	350.0	155.17	250.65	0	0.00	0.00	30	13.30	30.58
2	0.724	7.72	210	0.33	0.00	0.000	0.000	0.00	0.00	140.0	67.57	318.22	0	0.00	0.00	33	16.12	46.70
3	0.725	7.97	108	0.19	0.01	0.005	0.005	0.01	0.00	39.0	18.85	337.07	0	0.00	0.00	40	19.33	66.03
4	0.704	8.11	130	0.17	0.01	0.005	0.010	0.00	0.01	17.0	7.98	345.05	0	0.00	0.00	36	16.90	82.93
5	0.606	8.01	187	0.16	0.00	0.000	0.010	0.00	0.00	12.0	4.85	349.90	0	0.00	0.00	28	11.31	94.24
6	0.747	7.94	121	0.16	0.00	0.000	0.010	0.00	0.00	9.7	4.83	354.73	0	0.00	0.00	35	17.43	111.67
7	0.740	7.83	193	0.17	0.00	0.000	0.010	0.00	0.00	6.8	3.35	358.08	0	0.00	0.00	34	16.77	128.44
8	0.692	7.81	234	0.16	0.00	0.000	0.010	0.00	0.00	6.5	3.00	361.08	0	0.00	0.00	27	12.46	140.90
9	0.684	7.86	176	0.17	0.00	0.000	0.010	0.00	0.00	7.6	3.47	364.55	0	0.00	0.00	29	13.22	154.12
10	0.692	7.55	286	0.17	0.00	0.000	0.010	0.00	0.00	9.1	4.20	368.75	0	0.00	0.00	28	12.92	167.04
11	0.748	7.83	165	0.16	0.00	0.000	0.010	0.00	0.00	9.3	4.64	373.39	0	0.00	0.00	31	15.46	182.50
12	0.671	7.61	273	0.15	0.00	0.000	0.010	0.00	0.00	7.1	3.18	376.57	0	0.00	0.00	23	10.29	192.79
13	0.701	7.61	210	0.15	0.01	0.005	0.015	0.01	0.00	6.9	3.22	379.79	0	0.00	0.00	24	11.22	204.01
14	0.671	7.70	163	0.15	0.01	0.004	0.019	0.00	0.01	6.4	2.86	382.65	0	0.00	0.00	24	10.74	214.75
15	0.723	7.39	167	0.16	0.02	0.010	0.029	0.01	0.01	6.5	3.13	385.78	0	0.00	0.00	30	14.46	229.21
16	0.729	7.76	304	0.16	0.00	0.000	0.029	0.00	0.00	5.4	2.62	388.40	0	0.00	0.00	30	14.58	243.79
17	0.693	7.89	384	0.15	0.02	0.009	0.038	0.00	0.02	5.3	2.45	390.85	0	0.00	0.00	28	12.94	256.73
18	0.679	7.94	391	0.15	0.00	0.000	0.038	0.00	0.00	4.9	2.22	393.07	0	0.00	0.00	29	13.13	269.86
19	0.699	7.90	378	0.16	0.00	0.000	0.038	0.00	0.00	4.5	2.10	395.17	0	0.00	0.00	31	14.45	284.31
20	0.702	7.94	148	0.15	0.01	0.005	0.043	0.01	0.00	4.4	2.06	397.23	0	0.00	0.00	29	13.57	297.88
21	0.736	8.00	210	0.16	0.01	0.005	0.048	0.00	0.01	4.6	2.26	399.49	0	0.00	0.00	31	15.21	313.09
22	0.661	7.96	218	0.15	0.02	0.009	0.057	0.00	0.02	3.8	1.67	401.16	0	0.00	0.00	25	11.02	324.11
23	0.620	7.94	189	0.15	0.02	0.008	0.065	0.01	0.01	3.5	1.45	402.61	0	0.00	0.00	23	9.51	333.62
24	0.735	7.81	209	0.16	0.02	0.010	0.075	0.01	0.01	4.0	1.96	404.57	0	0.00	0.00	28	13.72	347.34
25	0.758	7.86	215	0.16	0.01	0.005	0.080	0.00	0.01	3.8	1.92	406.49	0	0.00	0.00	30	15.16	362.50
26	0.647	7.88	250	0.15	0.01	0.004	0.084	0.00	0.01	3.2	1.38	407.87	0	0.00	0.00	23	9.92	372.42
27	0.606	7.84	226	0.15	0.06	0.024	0.108	0.02	0.04	4.6	1.86	409.73	0	0.00	0.00	23	9.29	381.71
28	0.644	7.82	227	0.16	0.01	0.004	0.112	0.01	0.00	3.2	1.37	411.10	0	0.00	0.00	25	10.73	392.44
29	0.714	7.87	215	0.17	0.02	0.010	0.122	0.01	0.01	3.5	1.67	412.77	0	0.00	0.00	30	14.28	406.72
30	0.696	7.77	219	0.17	0.02	0.009	0.131	0.00	0.02	2.6	1.21	413.98	0	0.00	0.00	24	11.14	417.86
31	0.646	7.79	222	0.16	0.00	0.000	0.131	0.00	0.00	3.4	1.46	415.44	0	0.00	0.00	20	8.61	426.47
32	0.608	7.87	215	0.16	0.02	0.008	0.139	0.01	0.01	2.1	0.85	416.29	0	0.00	0.00	22	8.92	435.39
33	0.650	7.90	203	0.16	0.01	0.004	0.143	0.00	0.01	2.1	0.91	417.20	0	0.00	0.00	30	13.00	448.39
34	0.709	7.93	221	0.17	0.03	0.014	0.157	0.00	0.03	12.0	5.67	422.87	0	0.00	0.00	34	16.07	464.46
35	0.696	7.81	235	0.14	0.04	0.019	0.176	0.00	0.04	1.6	0.74	423.61	0	0.00	0.00	29	13.46	477.92
36	0.668	7.88	229	0.14	0.03	0.013	0.189	0.00	0.03	1.7	0.76	424.37	0	0.00	0.00	31	13.81	491.73
37	0.710	7.79	250	0.14	0.00	0.000	0.189	0.00	0.00	1.9	0.90	425.27	0	0.00	0.00	30	14.20	505.93
38	0.681	7.90	235	0.14	0.00	0.000	0.189	0.00	0.00	1.7	0.77	426.04	0	0.00	0.00	33	14.98	520.91
39	0.667	7.73	281	0.14	0.03	0.013	0.202	0.01	0.02	1.9	0.84	426.88	0	0.00	0.00	29	12.90	533.81
40	0.737	7.76	262	0.14	0.04	0.020	0.222	0.00	0.04	1.4	0.69	427.57	0	0.00	0.00	30	14.74	548.55
41	0.674	7.79	269	0.14	0.01	0.004	0.226	0.01	0.00	1.2	0.54	428.11	0	0.00	0.00	27	12.13	560.68
42	0.669	7.79	267	0.14	0.04	0.018	0.244	0.02	0.02	1.2	0.54	428.65	0	0.00	0.00	26	11.60	572.28
43	0.588	7.78	244	0.13	0.02	0.008	0.252	0.00	0.02	1.6	0.63	429.28	0	0.00	0.00	24	9.41	581.69
44	0.685	7.71	276	0.13	0.05	0.023	0.275	0.02	0.03	2.1	0.96	430.24	0	0.00	0.00	24	10.96	592.65
	Test Terminated																	

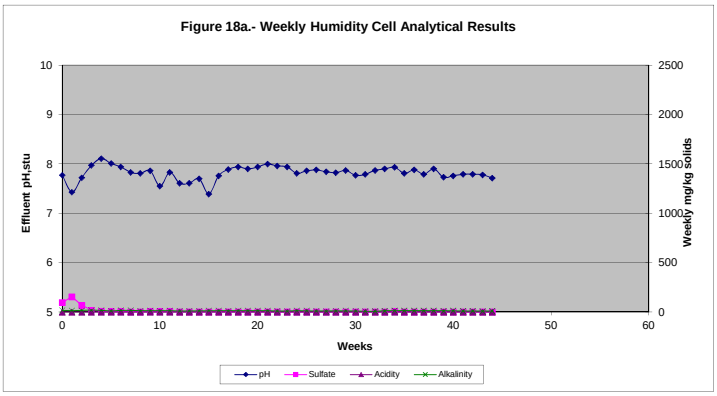

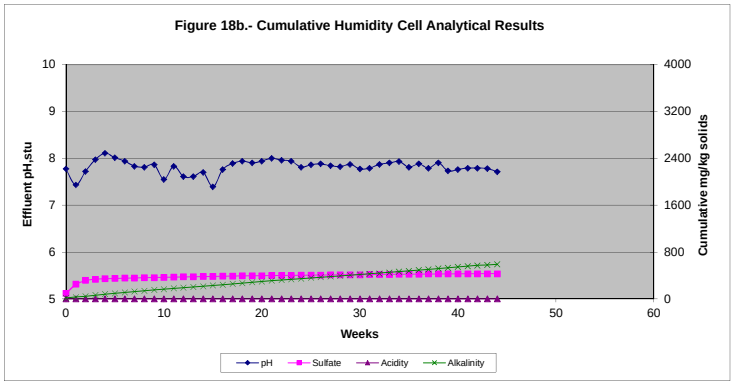

New Mexico Copper Corp.
MLI Job No. 3438

Table 19 . - Humidity Cell Analytical Results, SRK 0866 (1.4900 Kg)

					Total Fe					SO_4=			Acidity, $CaCO_3$ Equivalents			Alkalinity, $CaCO_3$ Equivalents		
Week	Vol. L	Effluent pH	Redox, mV (vs Ag/AgCl)	Conductivity mS/cm	mg/l	mg/kg	Cum. mg/kg	Fe^{2}+ mg/l	Fe^{3}+ mg/l	mg/l	mg/kg	Cum. mg/kg	mg/l	mg/kg	Cum. mg/kg	mg/l	mg/kg	Cum. mg/kg
0	0.698	7.36	216	0.34	0.00	0.000	0.000	0.00	0.00	87.0	40.76	40.76	0	0.00	0.00	26	12.18	12.18
1	0.689	7.69	173	0.35	0.01	0.005	0.005	0.00	0.01	130.0	60.11	100.87	0	0.00	0.00	20	9.25	21.43
2	0.736	7.77	222	0.19	0.00	0.000	0.005	0.00	0.00	53.0	26.18	127.05	0	0.00	0.00	26	12.84	34.27
3	0.762	7.66	191	0.16	0.02	0.010	0.015	0.00	0.02	17.0	8.69	135.74	0	0.00	0.00	27	13.81	48.08
4	0.728	7.72	204	0.16	0.02	0.010	0.025	0.01	0.01	13.0	6.35	142.09	0	0.00	0.00	25	12.21	60.29
5	0.714	7.73	184	0.15	0.00	0.000	0.025	0.00	0.00	9.0	4.31	146.40	0	0.00	0.00	21	10.06	70.35
6	0.731	7.78	111	0.16	0.03	0.015	0.040	0.00	0.03	14.0	6.87	153.27	0	0.00	0.00	22	10.79	81.14
7	0.722	7.64	186	0.17	0.00	0.000	0.040	0.00	0.00	22.0	10.66	163.93	0	0.00	0.00	21	10.18	91.32
8	0.752	7.49	238	0.18	0.00	0.000	0.040	0.00	0.00	36.0	18.17	182.10	0	0.00	0.00	15	7.57	98.89
9	0.729	7.57	187	0.19	0.00	0.000	0.040	0.00	0.00	45.0	22.02	204.12	1	0.49	0.49	13	6.36	105.25
10	0.739	7.38	280	0.19	0.00	0.000	0.040	0.00	0.00	45.0	22.32	226.44	3	1.49	1.98	11	5.46	110.71
11	0.754	7.69	168	0.18	0.00	0.000	0.040	0.00	0.00	43.0	21.76	248.20	4	2.02	4.00	13	6.58	117.29
12	0.712	7.16	288	0.17	0.01	0.005	0.045	0.00	0.01	34.0	16.25	264.45	4	1.91	5.91	10	4.78	122.07
13	0.728	6.91	289	0.16	0.01	0.005	0.050	0.00	0.01	30.0	14.66	279.11	4	1.95	7.87	10	4.89	126.96
14	0.742	7.05	234	0.16	0.00	0.000	0.050	0.00	0.00	28.0	13.94	293.05	0	0.00	7.87	10	4.98	131.94
15	0.752	7.22	259	0.16	0.00	0.000	0.050	0.00	0.00	26.0	13.12	306.17	14	7.07	14.93	11	5.55	137.49
16	0.745	7.26	343	0.16	0.02	0.010	0.060	0.01	0.01	24.0	12.00	318.17	0	0.00	14.93	10	5.00	142.49
17	0.740	7.46	377	0.16	0.01	0.005	0.065	0.00	0.01	22.0	10.93	329.10	0	0.00	14.93	9	4.47	146.96
18	0.743	7.66	409	0.15	0.00	0.000	0.065	0.00	0.00	24.0	11.97	341.07	2	1.00	15.93	8	3.99	150.95
19	0.729	7.18	400	0.16	0.02	0.010	0.075	0.00	0.02	22.0	10.76	351.83	2	0.98	16.91	8	3.91	154.86
20	0.739	7.93	247	0.16	0.01	0.005	0.080	0.00	0.01	22.0	10.91	362.74	4	1.98	18.89	8	3.97	158.83
21	0.779	7.24	270	0.16	0.00	0.000	0.080	0.00	0.00	23.0	12.02	374.76	17	8.89	27.78	8	4.18	163.01
22	0.698	7.23	254	0.15	0.00	0.000	0.080	0.00	0.00	20.0	9.37	384.13	14	6.56	34.34	7	3.28	166.29
23	0.715	7.11	234	0.16	0.01	0.005	0.085	0.01	0.00	21.0	10.08	394.21	4	1.92	36.26	7	3.36	169.65
24	0.728	7.69	297	0.16	0.01	0.005	0.090	0.00	0.01	22.0	10.75	404.96	35	17.10	53.36	7	3.42	173.07
25	0.731	6.98	233	0.15	0.07	0.034	0.124	0.00	0.07	18.0	8.83	413.79	6	2.94	56.30	8	3.92	176.99
26	0.723	7.00	302	0.15	0.01	0.005	0.129	0.00	0.01	18.0	8.73	422.52	3	1.46	57.76	6	2.91	179.90
27	0.727	7.09	260	0.15	0.02	0.010	0.139	0.00	0.02	18.0	8.78	431.30	1	0.49	58.25	6	2.93	182.83
28	0.743	6.90	262	0.15	0.02	0.010	0.149	0.02	0.00	16.0	7.98	439.28	2	1.00	59.24	6	2.99	185.82
29	0.715	7.19	262	0.15	0.02	0.010	0.159	0.00	0.02	16.0	7.68	446.96	3	1.44	60.68	7	3.36	189.18
30	0.717	7.19	246	0.15	0.00	0.000	0.159	0.00	0.00	15.0	7.22	454.18	3	1.44	62.13	7	3.37	192.55
31	0.742	7.13	239	0.15	0.04	0.020	0.179	0.00	0.04	15.0	7.47	461.65	4	1.99	64.12	6	2.99	195.54
32	0.730	6.90	254	0.15	0.00	0.000	0.179	0.00	0.00	13.0	6.37	468.02	1	0.49	64.61	5	2.45	197.99
33	0.686	7.12	234	0.15	0.00	0.000	0.179	0.00	0.00	12.0	5.52	473.54	2	0.92	65.53	6	2.76	200.75
34	0.712	7.17	265	0.15	0.00	0.000	0.179	0.00	0.00	12.0	5.73	479.27	1	0.48	66.01	6	2.87	203.62
35	0.705	6.69	282	0.13	0.02	0.009	0.188	0.00	0.02	10.0	4.73	484.00	2	0.95	66.95	5	2.37	205.99
36	0.705	6.89	284	0.13	0.00	0.000	0.188	0.00	0.00	10.0	4.73	488.73	1	0.47	67.43	5	2.37	208.36
37	0.708	6.89	282	0.12	0.01	0.005	0.193	0.00	0.01	7.8	3.71	492.44	0	0.00	67.43	6	2.85	211.21
38	0.734	6.81	272	0.12	0.04	0.020	0.213	0.02	0.02	7.5	3.69	496.13	2	0.99	68.41	6	2.96	214.17
39	0.736	6.77	321	0.12	0.02	0.010	0.223	0.02	0.00	8.0	3.95	500.08	1	0.49	68.91	6	2.96	217.13
40	0.651	6.83	309	0.11	0.01	0.004	0.227	0.01	0.00	5.5	2.40	502.48	2	0.87	69.78	5	2.18	219.31
41	0.645	6.99	313	0.12	0.03	0.013	0.240	0.01	0.02	5.6	2.42	504.90	0	0.00	69.78	6	2.60	221.91
42	0.720	6.88	319	0.12	0.04	0.019	0.259	0.03	0.01	5.4	2.61	507.51	1	0.48	70.26	5	2.42	224.33
43	0.585	6.74	300	0.11	0.02	0.008	0.267	0.02	0.00	6.2	2.43	509.94	2	0.79	71.05	4	1.57	225.90
44	0.646	6.49	304	0.12	0.03	0.013	0.280	0.01	0.02	6.9	2.99	512.93	1	0.43	71.48	3	1.30	227.20
	Test Terminated																	

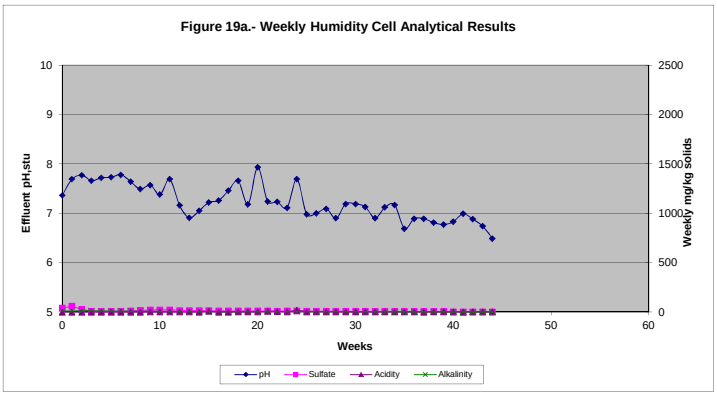

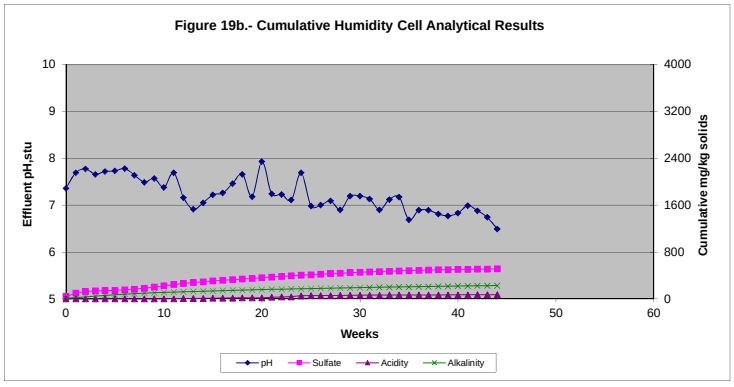

New Mexico Copper Corp.
MLI Job No. 3438

Table 20 . - Humidity Cell Analytical Results, SRK 0867 (1.4900 Kg)

					Total Fe					SO_4=			Acidity, $CaCO_3$ Equivalents			Alkalinity, $CaCO_3$ Equivalents		
Week	Vol. L	Effluent pH	Redox, mV (vs Ag/AgCl)	Conductivity mS/cm	mg/l	mg/kg	Cum. mg/kg	Fe^{2}+ mg/l	Fe^{3}+ mg/l	mg/l	mg/kg	Cum. mg/kg	mg/l	mg/kg	Cum. mg/kg	mg/l	mg/kg	Cum. mg/kg
0	0.689	5.29	248	0.99	4.26	1.970	1.970	0.50	3.76	780.0	360.68	360.68	88	40.69	40.69	6	2.77	2.77
1	0.678	6.83	261	1.01	0.02	0.009	1.979	0.01	0.01	630.0	286.67	647.35	4	1.82	42.51	14	6.37	9.14
2	0.659	7.17	232	0.90	0.04	0.018	1.997	0.01	0.03	570.0	252.10	899.45	4	1.59	44.11	17	7.65	16.79
3	0.747	7.17	243	0.93	0.08	0.040	2.037	0.01	0.07	510.0	255.68	1155.13	0	0.00	44.11	24	12.03	28.82
4	0.695	7.40	214	0.69	0.03	0.014	2.051	0.00	0.03	350.0	163.26	1318.39	2	0.93	45.04	20	9.33	38.15
5	0.642	7.37	193	0.42	0.00	0.000	2.051	0.00	0.00	170.0	73.25	1391.64	4	1.72	46.76	20	8.62	46.77
6	0.688	7.51	115	0.36	0.00	0.000	2.051	0.00	0.00	150.0	69.26	1460.90	2	0.92	47.68	20	9.23	56.00
7	0.736	7.65	184	0.33	0.00	0.000	2.051	0.00	0.00	130.0	64.21	1525.11	0	0.00	47.68	26	12.84	68.84
8	0.697	7.57	238	0.31	0.01	0.005	2.056	0.00	0.01	120.0	56.13	1581.24	0	0.00	47.68	24	11.23	80.07
9	0.712	7.84	170	0.30	0.00	0.000	2.056	0.00	0.00	110.0	52.56	1633.80	0	0.00	47.68	26	12.42	92.49
10	0.722	7.71	251	0.30	0.00	0.000	2.056	0.00	0.00	96.0	46.52	1680.32	0	0.00	47.68	25	12.11	104.60
11	0.749	7.94	154	0.28	0.00	0.000	2.056	0.00	0.00	84.0	42.23	1722.55	0	0.00	47.68	30	15.08	119.68
12	0.717	7.52	249	0.24	0.01	0.005	2.061	0.00	0.01	76.0	36.57	1759.12	0	0.00	47.68	24	11.55	131.23
13	0.749	7.33	248	0.22	0.01	0.005	2.066	0.00	0.01	64.0	32.17	1791.29	0	0.00	47.68	22	11.06	142.29
14	0.664	7.68	158	0.22	0.01	0.004	2.070	0.00	0.01	62.0	27.63	1818.92	1	0.45	48.13	20	8.91	151.20
15	0.747	7.72	209	0.21	0.04	0.020	2.090	0.00	0.04	57.0	28.58	1847.50	0	0.00	48.13	25	12.53	163.73
16	0.709	7.58	322	0.20	0.03	0.014	2.104	0.00	0.03	50.0	23.79	1871.29	0	0.00	48.13	24	11.42	175.15
17	0.692	7.68	359	0.19	0.00	0.000	2.104	0.00	0.00	46.0	21.36	1892.65	0	0.00	48.13	21	9.75	184.90
18	0.675	7.71	379	0.19	0.00	0.000	2.104	0.00	0.00	50.0	22.65	1915.30	0	0.00	48.13	20	9.06	193.96
19	0.715	7.65	373	0.20	0.00	0.000	2.104	0.00	0.00	50.0	23.99	1939.29	0	0.00	48.13	25	12.00	205.96
20	0.676	7.69	248	0.20	0.03	0.014	2.118	0.00	0.03	48.0	21.78	1961.07	0	0.00	48.13	20	9.07	215.03
21	0.742	7.66	224	0.20	0.00	0.000	2.118	0.00	0.00	44.0	21.91	1982.98	0	0.00	48.13	25	12.45	227.48
22	0.693	7.66	204	0.20	0.02	0.009	2.127	0.00	0.02	43.0	20.00	2002.98	6	2.79	50.92	23	10.70	238.18
23	0.681	7.57	230	0.20	0.01	0.005	2.132	0.01	0.00	40.0	18.28	2021.26	6	2.74	53.66	22	10.06	248.24
24	0.728	7.86	224	0.18	0.02	0.010	2.142	0.01	0.01	37.0	18.08	2039.34	33	16.12	69.79	16	7.82	256.06
25	0.625	7.55	195	0.19	0.00	0.000	2.142	0.00	0.00	42.0	17.62	2056.96	13	5.45	75.24	19	7.97	264.03
26	0.682	7.66	279	0.19	0.00	0.000	2.142	0.00	0.00	36.0	16.48	2073.44	0	0.00	75.24	21	9.61	273.64
27	0.670	7.61	236	0.18	0.01	0.004	2.146	0.00	0.01	38.0	17.09	2090.53	0	0.00	75.24	18	8.09	281.73
28	0.677	7.54	225	0.18	0.02	0.009	2.155	0.00	0.02	32.0	14.54	2105.07	0	0.00	75.24	17	7.72	289.45
29	0.626	7.63	231	0.18	0.02	0.008	2.163	0.01	0.01	35.0	14.70	2119.77	0	0.00	75.24	19	7.98	297.43
30	0.691	7.68	221	0.19	0.03	0.014	2.177	0.03	0.00	31.0	14.38	2134.15	0	0.00	75.24	22	10.20	307.63
31	0.688	7.73	215	0.18	0.02	0.009	2.186	0.00	0.02	31.0	14.31	2148.46	0	0.00	75.24	18	8.31	315.94
32	0.611	7.59	232	0.17	0.00	0.000	2.186	0.00	0.00	24.0	9.84	2158.30	0	0.00	75.24	16	6.56	322.50
33	0.687	7.72	219	0.18	0.00	0.000	2.186	0.00	0.00	26.0	11.99	2170.29	0	0.00	75.24	21	9.68	332.18
34	0.695	7.75	240	0.18	0.00	0.000	2.186	0.00	0.00	24.0	11.19	2181.48	0	0.00	75.24	25	11.66	343.84
35	0.700	7.58	257	0.16	0.01	0.005	2.191	0.00	0.01	23.0	10.81	2192.29	0	0.00	75.24	21	9.87	353.71
36	0.688	7.63	249	0.16	0.02	0.009	2.200	0.00	0.02	22.0	10.16	2202.45	0	0.00	75.24	22	10.16	363.87
37	0.681	7.62	250	0.15	0.02	0.009	2.209	0.00	0.02	18.0	8.23	2210.68	0	0.00	75.24	22	10.06	373.93
38	0.656	7.65	250	0.15	0.00	0.000	2.209	0.00	0.00	19.0	8.37	2219.05	0	0.00	75.24	24	10.57	384.50
39	0.728	7.55	279	0.15	0.03	0.015	2.224	0.03	0.00	20.0	9.77	2228.82	0	0.00	75.24	23	11.24	395.74
40	0.690	7.66	263	0.15	0.04	0.019	2.243	0.00	0.04	17.0	7.87	2236.69	0	0.00	75.24	20	9.26	405.00
41	0.715	7.66	268	0.15	0.06	0.029	2.272	0.01	0.05	16.0	7.68	2244.37	0	0.00	75.24	25	12.00	417.00
42	0.706	7.68	278	0.15	0.04	0.019	2.291	0.01	0.03	15.0	7.11	2251.48	0	0.00	75.24	22	10.42	427.42
43	0.618	7.67	253	0.15	0.04	0.017	2.308	0.01	0.03	19.0	7.88	2259.36	0	0.00	75.24	23	9.54	436.96
44	0.713	7.61	267	0.14	0.02	0.010	2.318	0.01	0.01	19.0	9.09	2268.45	0	0.00	75.24	22	10.53	447.49
45	0.657	7.55	276	0.10	0.03	0.013	2.331	0.01	0.02	19.0	8.38	2276.83	0	0.00	75.24	24	10.58	458.07
46	0.683	7.59	246	0.10	0.01	0.005	2.336	0.00	0.01	17.0	7.79	2284.62	0	0.00	75.24	26	11.92	469.99
47	0.663	7.56	277	0.12	0.05	0.022	2.358	0.02	0.03	18.0	8.01	2292.63	0	0.00	75.24	27	12.01	482.00
48	0.800	7.57	252	0.09	0.03	0.016	2.374	0.01	0.02	18.0	9.66	2302.29	0	0.00	75.24	22	11.81	493.81
49	0.648	7.55	227	0.10	0.07	0.030	2.404	0.01	0.06	19.0	8.26	2310.55	0	0.00	75.24	20	8.70	502.51
50	0.677	7.54	237	0.10	0.06	0.027	2.431	0.01	0.05	13.0	5.91	2316.46	0	0.00	75.24	23	10.45	512.96
51	0.720	7.59	241	0.11	0.07	0.034	2.465	0.01	0.06	15.0	7.25	2323.71	0	0.00	75.24	23	11.11	524.07
52	0.721	7.57	262	0.11	0.08	0.039	2.504	0.01	0.07	10.0	4.84	2328.55	0	0.00	75.24	22	10.65	534.72
53	0.681	7.65	232	0.12	0.07	0.032	2.536	0.01	0.06	14.0	6.40	2334.95	0	0.00	75.24	23	10.51	545.23
54	0.688	7.67	261	0.12	0.05	0.023	2.559	0.01	0.04	12.0	5.54	2340.49	0	0.00	75.24	24	11.08	556.31
55	0.745	7.69	270	0.09	0.06	0.030	2.589	0.01	0.05	13.0	6.50	2346.99	0	0.00	75.24	24	12.00	568.31

Test Terminated

New Mexico Copper Corp.
MLI Job No. 3438

Table 20 . - Humidity Cell Analytical Results, SRK 0867 (1.4900 Kg)

					Total Fe					SO_4=			Acidity, $CaCO_3$ Equivalents			Alkalinity, $CaCO_3$ Equivalents		
Week	Vol. L	Effluent pH	Redox, mV (vs Ag/AgCl)	Conductivity mS/cm	mg/l	mg/kg	Cum. mg/kg	Fe^{2}+ mg/l	Fe^{3}+ mg/l	mg/l	mg/kg	Cum. mg/kg	mg/l	mg/kg	Cum. mg/kg	mg/l	mg/kg	Cum. mg/kg

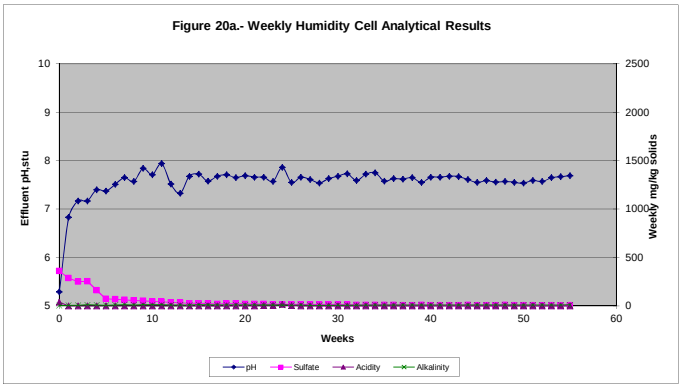

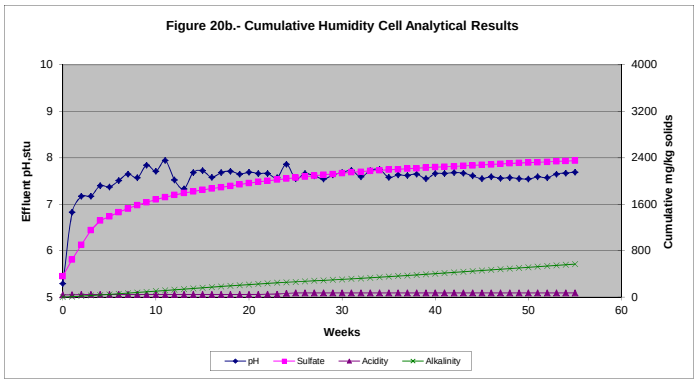

New Mexico Copper Corp.
MLI Job No. 3438

Table 21 . - Humidity Cell Analytical Results, SRK 0872 (1.5000 Kg)

					Total Fe					SO_4=			Acidity, $CaCO_3$ Equivalents			Alkalinity, $CaCO_3$ Equivalents		
Week	Vol. L	Effluent pH	Redox, mV (vs Ag/AgCl)	Conductivity mS/cm	mg/l	mg/kg	Cum. mg/kg	Fe^{2}+ mg/l	Fe^{3}+ mg/l	mg/l	mg/kg	Cum. mg/kg	mg/l	mg/kg	Cum. mg/kg	mg/l	mg/kg	Cum. mg/kg
0	0.686	4.56	272	1.46	8.35	3.819	3.819	5.10	3.25	950.0	434.47	434.47	108	49.39	49.39	2	0.91	0.91
1	0.677	6.59	142	1.39	0.02	0.009	3.828	0.00	0.02	960.0	433.28	867.75	4	1.81	51.20	22	9.93	10.84
2	0.715	7.32	229	1.20	0.18	0.086	3.914	0.03	0.15	830.0	395.63	1263.38	1	0.48	51.67	21	9.91	20.75
3	0.696	7.20	262	1.10	0.03	0.014	3.928	0.00	0.03	630.0	292.32	1555.70	0	0.00	51.67	22	10.21	30.96
4	0.718	7.20	205	1.06	0.03	0.014	3.942	0.00	0.03	630.0	301.56	1857.26	4	1.92	53.59	21	10.05	41.01
5	0.656	7.24	232	0.81	0.08	0.035	3.977	0.00	0.08	460.0	201.17	2058.43	4	1.75	55.34	14	6.12	47.13
6	0.676	7.42	135	0.70	0.01	0.005	3.982	0.00	0.01	450.0	202.80	2261.23	5	2.25	57.59	14	6.31	53.44
7	0.741	7.47	183	0.78	0.00	0.000	3.982	0.00	0.00	450.0	222.30	2483.53	4	1.98	59.57	19	9.39	62.83
8	0.691	7.26	245	0.64	0.02	0.009	3.991	0.00	0.02	360.0	165.84	2649.37	2	0.92	60.49	11	5.07	67.90
9	0.704	7.41	196	0.64	0.00	0.000	3.991	0.00	0.00	310.0	145.49	2794.86	5	2.35	62.84	13	6.10	74.00
10	0.690	7.26	269	0.60	0.00	0.000	3.991	0.00	0.00	270.0	124.20	2919.06	2	0.92	63.76	13	5.98	79.98
11	0.746	7.64	180	0.54	0.00	0.000	3.991	0.00	0.00	240.0	119.36	3038.42	2	1.00	64.75	24	11.94	91.92
12	0.696	7.25	314	0.39	0.02	0.009	4.000	0.00	0.02	160.0	74.24	3112.66	6	2.78	67.53	15	6.96	98.88
13	0.684	7.10	242	0.29	0.01	0.005	4.005	0.01	0.00	110.0	50.16	3162.82	0	0.00	67.53	14	6.38	105.26
14	0.762	7.41	182	0.30	0.01	0.005	4.010	0.00	0.01	100.0	50.80	3213.62	0	0.00	67.53	21	10.67	115.93
15	0.719	7.37	285	0.26	0.02	0.010	4.020	0.02	0.00	84.0	40.26	3253.88	0	0.00	67.53	17	8.15	124.08
16	0.716	7.38	329	0.22	0.03	0.014	4.034	0.01	0.02	68.0	32.46	3286.34	0	0.00	67.53	18	8.59	132.67
17	0.704	7.49	356	0.21	0.00	0.000	4.034	0.00	0.00	61.0	28.63	3314.97	0	0.00	67.53	14	6.57	139.24
18	0.737	7.69	367	0.21	0.02	0.010	4.044	0.01	0.01	66.0	32.43	3347.40	0	0.00	67.53	19	9.34	148.58
19	0.754	7.41	375	0.22	0.02	0.010	4.054	0.01	0.01	64.0	32.17	3379.57	0	0.00	67.53	20	10.05	158.63
20	0.729	7.42	251	0.22	0.02	0.010	4.064	0.00	0.02	64.0	31.10	3410.67	0	0.00	67.53	20	9.72	168.35
21	0.756	7.36	268	0.23	0.01	0.005	4.069	0.00	0.01	66.0	33.26	3443.93	7	3.53	71.06	21	10.58	178.93
22	0.740	7.39	197	0.22	0.02	0.010	4.079	0.00	0.02	62.0	30.59	3474.52	1	0.49	71.56	20	9.87	188.80
23	0.758	7.37	226	0.23	0.04	0.020	4.099	0.02	0.02	60.0	30.32	3504.84	0	0.00	71.56	21	10.61	199.41
24	0.743	7.62	199	0.23	0.01	0.005	4.104	0.00	0.01	62.0	30.71	3535.55	0	0.00	71.56	22	10.90	210.31
25	0.733	7.40	162	0.21	0.04	0.020	4.124	0.02	0.02	57.0	27.85	3563.40	13	6.35	77.91	17	8.31	218.62
26	0.719	7.46	300	0.21	0.02	0.010	4.134	0.02	0.00	59.0	28.28	3591.68	0	0.00	77.91	17	8.15	226.77
27	0.740	7.39	251	0.21	0.02	0.010	4.144	0.01	0.01	60.0	29.60	3621.28	1	0.49	78.40	14	6.91	233.68
28	0.735	7.36	243	0.24	0.02	0.010	4.154	0.01	0.01	71.0	34.79	3656.07	0	0.00	78.40	14	6.86	240.54
29	0.677	7.34	234	0.20	0.03	0.014	4.168	0.02	0.01	53.0	23.92	3679.99	0	0.00	78.40	11	4.96	245.50
30	0.635	7.30	226	0.21	0.05	0.021	4.189	0.04	0.01	56.0	23.71	3703.70	0	0.00	78.40	11	4.66	250.16
31	0.782	7.43	192	0.24	0.05	0.026	4.215	0.02	0.03	66.0	34.41	3738.11	0	0.00	78.40	17	8.86	259.02
32	0.628	7.26	237	0.26	0.04	0.017	4.232	0.00	0.04	79.0	33.07	3771.18	0	0.00	78.40	10	4.19	263.21
33	0.787	7.44	228	0.24	0.00	0.000	4.232	0.00	0.00	66.0	34.63	3805.81	0	0.00	78.40	16	8.39	271.60
34	0.707	7.46	259	0.27	0.01	0.005	4.237	0.00	0.01	78.0	36.76	3842.57	0	0.00	78.40	18	8.48	280.08
35	0.724	7.28	277	0.20	0.05	0.024	4.261	0.03	0.02	84.0	40.54	3883.11	0	0.00	78.40	13	6.27	286.35
36	0.742	7.35	268	0.19	0.04	0.020	4.281	0.01	0.03	65.0	32.15	3915.26	0	0.00	78.40	20	9.89	296.24
37	0.745	7.25	283	0.18	0.02	0.010	4.291	0.00	0.02	62.0	30.79	3946.05	0	0.00	78.40	22	10.93	307.17
38	0.745	7.29	264	0.18	0.05	0.025	4.316	0.02	0.03	59.0	29.30	3975.35	0	0.00	78.40	21	10.43	317.60
39	0.718	7.25	296	0.18	0.05	0.024	4.340	0.04	0.01	59.0	28.24	4003.59	0	0.00	78.40	23	11.01	328.61
40	0.767	7.35	289	0.17	0.03	0.015	4.355	0.02	0.01	50.0	25.57	4029.16	0	0.00	78.40	23	11.76	340.37
41	0.734	7.28	296	0.17	0.06	0.029	4.384	0.03	0.03	48.0	23.49	4052.65	0	0.00	78.40	20	9.79	350.16
42	0.766	7.36	298	0.17	0.05	0.026	4.410	0.01	0.04	42.0	21.45	4074.10	0	0.00	78.40	18	9.19	359.35
43	0.696	7.32	263	0.17	0.08	0.037	4.447	0.03	0.05	50.0	23.20	4097.30	0	0.00	78.40	18	8.35	367.70
44	0.778	7.21	283	0.16	0.04	0.021	4.468	0.03	0.01	48.0	24.90	4122.20	0	0.00	78.40	12	6.22	373.92
45	0.707	7.11	295	0.21	0.04	0.019	4.487	0.04	0.00	52.0	24.51	4146.71	0	0.00	78.40	12	5.66	379.58
46	0.735	7.28	263	0.15	0.04	0.020	4.507	0.00	0.04	47.0	23.03	4169.74	0	0.00	78.40	17	8.33	387.91
47	0.776	7.24	301	0.16	0.02	0.010	4.517	0.01	0.01	42.0	21.73	4191.47	0	0.00	78.40	17	8.79	396.70
48	0.682	7.24	277	0.14	0.06	0.027	4.544	0.04	0.02	45.0	20.46	4211.93	0	0.00	78.40	12	5.46	402.16
49	0.819	7.32	230	0.15	0.04	0.022	4.566	0.01	0.03	40.0	21.84	4233.77	0	0.00	78.40	19	10.37	412.53
50	0.740	7.28	249	0.12	0.05	0.025	4.591	0.03	0.02	38.0	18.75	4252.52	0	0.00	78.40	10	4.93	417.46
51	0.727	7.10	263	0.21	0.07	0.034	4.625	0.03	0.04	39.0	18.90	4271.42	0	0.00	78.40	9	4.36	421.82
52	0.738	7.16	285	0.14	0.03	0.015	4.640	0.02	0.01	33.0	16.24	4287.66	0	0.00	78.40	10	4.92	426.74
53	0.649	7.22	244	0.13	0.05	0.022	4.662	0.04	0.01	35.0	15.14	4302.80	0	0.00	78.40	9	3.89	430.63
54	0.754	7.34	273	0.20	0.09	0.045	4.707	0.03	0.06	51.0	25.64	4328.44	0	0.00	78.40	14	7.04	437.67
55	0.734	7.27	286	0.21	0.09	0.044	4.751	0.03	0.06	42.0	20.55	4348.99	0	0.00	78.40	12	5.87	443.54
56	0.708	7.34	270	0.13	0.11	0.052	4.803	0.02	0.09	41.0	19.35	4368.34	0	0.00	78.40	14	6.61	450.15
57	0.703	7.45	269	0.14	0.08	0.037	4.840	0.03	0.05	34.0	15.93	4384.27	0	0.00	78.40	19	8.90	459.05
58	0.822	7.43	275	0.12	0.03	0.016	4.856	0.01	0.02	33.0	18.08	4402.35	0	0.00	78.40	20	10.96	470.01
59	0.696	7.40	266	0.12	0.03	0.014	4.870	0.01	0.02	34.0	15.78	4418.13	0	0.00	78.40	18	8.35	478.36
60	0.839	7.62	278	0.11	0.03	0.017	4.887	0.03	0.00	32.0	17.90	4436.03	0	0.00	78.40	22	12.31	490.67
61	0.754	7.42	273	0.11	0.05	0.025	4.912	0.00	0.05	34.0	17.09	4453.12	0	0.00	78.40	12	6.03	496.70
62	0.654	7.42	253	0.11	0.07	0.031	4.943	0.02	0.05	40.0	17.44	4470.56	0	0.00	78.40	12	5.23	501.93
63	0.746	7.51	274	0.12	0.04	0.020	4.963	0.00	0.04	41.0	20.39	4490.95	1	0.50	78.90	16	7.96	509.89
64	0.767	7.47	248	0.10	0.04	0.020	4.983	0.01	0.03	35.0	17.90	4508.85	0	0.00	78.90	14	7.16	517.05
65	0.727	7.44	291	0.11	0.03	0.015	4.998	0.01	0.02	37.0	17.93	4526.78	0	0.00	78.90	13	6.30	523.35
66	0.673	7.49	255	0.11	0.01	0.004	5.002	0.01	0.00	34.0	15.25	4542.03	0	0.00	78.90	14	6.28	529.63
67	0.831	7.45	280	0.10	0.02	0.011	5.013	0.00	0.02	26.0	14.40	4556.43	0	0.00	78.90	18	9.97	539.60
68	0.741	7.45	288	0.11	0.04	0.020	5.033	0.00	0.04	37.0	18.28	4574.71	0	0.00	78.90	15	7.41	547.01
69	0.695	7.57	260	0.10	0.03	0.014	5.047	0.01	0.02	37.0	17.14	4591.85	1	0.46	79.36	13	6.02	553.03
70	0.680	7.40	242	0.11	0.03	0.014	5.061	0.00	0.03	33.0	14.96	4606.81	0	0.00	79.36	15	6.80	559.83

New Mexico Copper Corp.
MLI Job No. 3438

Table 21 . - Humidity Cell Analytical Results, SRK 0872 (1.5000 Kg)

					Total Fe					SO_4=			Acidity, $CaCO_3$ Equivalents			Alkalinity, $CaCO_3$ Equivalents		
Week	Vol. L	Effluent pH	Redox, mV (vs Ag/AgCl)	Conductivity mS/cm	mg/l	mg/kg	Cum. mg/kg	Fe^{2}+ mg/l	Fe^{3}+ mg/l	mg/l	mg/kg	Cum. mg/kg	mg/l	mg/kg	Cum. mg/kg	mg/l	mg/kg	Cum. mg/kg
71	0.786	7.46	208	0.11	0.08	0.042	5.103	0.00	0.08	31.0	16.24	4623.05	0	0.00	79.36	15	7.86	567.69
72	0.667	7.31	240	0.08	0.03	0.013	5.116	0.00	0.03	26.0	11.56	4634.61	1	0.45	79.81	8	3.56	571.25
73	0.668	7.28	238	0.08	0.04	0.018	5.134	0.00	0.04	29.0	12.91	4647.52	0	0.00	79.81	9	4.01	575.26
74	0.627	7.15	257	0.09	0.03	0.013	5.147	0.00	0.03	31.0	12.96	4660.48	1	0.42	80.22	9	3.76	579.02
75	0.667	7.28	211	0.11	0.01	0.004	5.151	0.00	0.01	23.0	10.23	4670.71	2	0.89	81.11	26	11.56	590.58
76	0.705	7.55	231	0.08	0.05	0.024	5.175	0.00	0.05	24.0	11.28	4681.99	3	1.41	82.52	12	5.64	596.22
77	0.692	7.41	243	0.08	0.03	0.014	5.189	0.00	0.03	20.0	9.23	4691.22	1	0.46	82.98	8	3.69	599.91
78	0.705	7.39	274	0.07	0.01	0.005	5.194	0.00	0.01	17.0	7.99	4699.21	3	1.41	84.39	9	4.23	604.14
79	0.640	7.32	269	0.08	0.03	0.013	5.207	0.00	0.03	23.0	9.81	4709.02	2	0.85	85.25	9	3.84	607.98
80	0.645	7.38	350	0.07	0.03	0.013	5.220	0.00	0.03	21.0	9.03	4718.05	0	0.00	85.25	10	4.30	612.28
81	0.571	7.45	313	0.07	0.10	0.038	5.258	0.00	0.10	21.0	7.99	4726.04	0	0.00	85.25	10	3.81	616.09
82	0.626	7.39	290	0.08	0.06	0.025	5.283	0.00	0.06	22.0	9.18	4735.22	0	0.00	85.25	10	4.17	620.26
83	0.611	7.40	293	0.07	0.04	0.016	5.299	0.00	0.04	22.0	8.96	4744.18	1	0.41	85.65	10	4.07	624.33
84	0.682	7.38	293	0.08	0.04	0.018	5.317	0.00	0.04	25.0	11.37	4755.55	1	0.46	86.11	9	4.09	628.42
85	0.649	7.42	268	0.09	0.05	0.022	5.339	0.00	0.05	28.0	12.11	4767.66	2	0.87	86.97	11	4.76	633.18
86	0.763	7.43	299	0.08	0.03	0.015	5.354	0.01	0.02	23.0	11.70	4779.36	0	0.00	86.97	12	6.10	639.28
87	0.603	7.18	233	0.07	0.05	0.020	5.374	0.00	0.05	21.0	8.44	4787.80	2	0.80	87.78	9	3.62	642.90
88	0.650	7.26	301	0.07	0.00	0.000	5.374	0.00	0.00	21.0	9.10	4796.90	1	0.43	88.21	9	3.90	646.80
89	0.564	7.30	300	0.06	0.09	0.034	5.408	0.01	0.08	18.0	6.77	4803.67	0	0.00	88.21	9	3.38	650.18
90	0.596	7.34	281	0.07	0.05	0.020	5.428	0.00	0.05	21.0	8.34	4812.01	0	0.00	88.21	9	3.58	653.76
91	0.603	7.32	303	0.07	0.06	0.024	5.452	0.00	0.06	20.0	8.04	4820.05	2	0.80	89.02	9	3.62	657.38
92	0.614	7.41	297	0.07	0.05	0.020	5.472	0.00	0.05	19.0	7.78	4827.83	0	0.00	89.02	10	4.09	661.47
93	0.499	7.79	378	0.16	0.10	0.033	5.505	0.00	0.10	29.0	9.65	4837.48	0	0.00	89.02	43	14.30	675.77
94	0.594	7.52	271	0.08	0.10	0.040	5.545	0.00	0.10	24.0	9.50	4846.98	0	0.00	89.02	11	4.36	680.13
95	0.699	7.39	320	0.07	0.08	0.037	5.582	0.00	0.08	20.0	9.32	4856.30	0	0.00	89.02	11	5.13	685.26
96	0.660	7.48	276	0.08	0.06	0.026	5.608	0.00	0.06	24.0	10.56	4866.86	0	0.00	89.02	9	3.96	689.22

test terminated

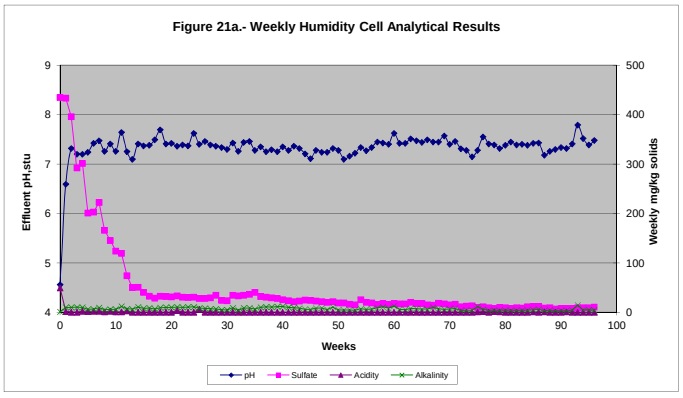

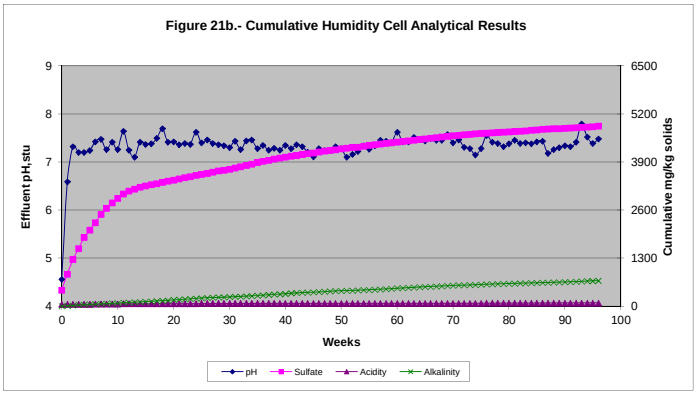

Certifications: NV009332012A

New Mexico Copper Corp.
MLI Job No. 3438

Table 22 . - Humidity Cell Analytical Results, CF-11-02 (0-27) (1.5315 Kg)

					Total Fe					SO_4=			Acidity, $CaCO_3$ Equivalents			Alkalinity, $CaCO_3$ Equivalents		
Week	Vol. L	Effluent pH	Redox, mV (vs Ag/AgCl)	Conductivity mS/cm	mg/l	mg/kg	Cum. mg/kg	Fe^{2}+ mg/l	Fe^{3}+ mg/l	mg/l	mg/kg	Cum. mg/kg	mg/l	mg/kg	Cum. mg/kg	mg/l	mg/kg	Cum. mg/kg
0	0.715	8.01	207	0.56	0.00	0.000	0.000	0.00	0.00	90.0	42.02	42.02	0	0.00	0.00	105	49.02	49.02
1	0.786	7.89	230	0.35	0.01	0.005	0.005	0.00	0.01	40.0	20.53	62.55	0	0.00	0.00	85	43.62	92.64
2	0.700	8.02	209	0.27	0.01	0.005	0.010	0.00	0.01	10.0	4.57	67.12	0	0.00	0.00	77	35.19	127.83
3	0.743	7.93	206	0.21	0.01	0.005	0.015	0.00	0.01	16.0	7.76	74.88	0	0.00	0.00	65	31.53	159.36
4	0.730	7.98	156	0.19	0.01	0.005	0.020	0.00	0.01	24.0	11.44	86.32	0	0.00	0.00	58	27.65	187.01
5	0.704	8.00	197	0.19	0.01	0.005	0.025	0.00	0.01	24.0	11.03	97.35	0	0.00	0.00	58	26.66	213.67
6	0.789	8.02	204	0.16	0.01	0.005	0.030	0.00	0.01	28.0	14.43	111.78	0	0.00	0.00	52	26.79	240.46
7	0.749	7.89	233	0.18	0.00	0.000	0.030	0.00	0.00	34.0	16.63	128.41	0	0.00	0.00	42	20.54	261.00
8	0.662	7.67	193	0.25	0.00	0.000	0.030	0.00	0.00	41.0	17.72	146.13	0	0.00	0.00	70	30.26	291.26
9	0.799	7.96	218	0.20	0.00	0.000	0.030	0.00	0.00	27.0	14.09	160.22	0	0.00	0.00	54	28.17	319.43
10	0.676	8.03	199	0.17	0.00	0.000	0.030	0.00	0.00	32.0	14.12	174.34	0	0.00	0.00	38	16.77	336.20
11	0.736	8.08	215	0.16	0.01	0.005	0.035	0.00	0.01	27.0	12.98	187.32	0	0.00	0.00	46	22.11	358.31
12	0.756	7.98	210	0.17	0.01	0.005	0.040	0.00	0.01	26.0	12.83	200.15	0	0.00	0.00	42	20.73	379.04
13	0.754	7.94	241	0.15	0.01	0.005	0.045	0.00	0.01	27.0	13.29	213.44	0	0.00	0.00	41	20.19	399.23
14	0.669	8.01	230	0.15	0.02	0.009	0.054	0.00	0.02	27.0	11.79	225.23	0	0.00	0.00	40	17.47	416.70
15	0.728	8.03	220	0.15	0.02	0.010	0.064	0.00	0.02	19.0	9.03	234.26	0	0.00	0.00	46	21.87	438.57
16	0.744	7.98	239	0.14	0.01	0.005	0.069	0.00	0.01	20.0	9.72	243.98	0	0.00	0.00	44	21.38	459.95
17	0.760	8.03	232	0.13	0.01	0.005	0.074	0.00	0.01	17.0	8.44	252.42	0	0.00	0.00	44	21.83	481.78
18	0.733	7.96	219	0.15	0.01	0.005	0.079	0.00	0.01	22.0	10.53	262.95	0	0.00	0.00	44	21.06	502.84
19	0.775	8.01	230	0.15	0.01	0.005	0.084	0.00	0.01	21.0	10.63	273.58	0	0.00	0.00	47	23.78	526.62
20	0.725	7.93	206	0.14	0.00	0.000	0.084	0.00	0.00	22.0	10.41	283.99	0	0.00	0.00	40	18.94	545.56
21	0.747	7.83	249	0.13	0.00	0.000	0.084	0.00	0.00	23.0	11.22	295.21	0	0.00	0.00	41	20.00	565.56
22	0.729	7.87	238	0.14	0.02	0.010	0.094	0.00	0.02	24.0	11.42	306.63	0	0.00	0.00	39	18.56	584.12
23	0.674	7.93	224	0.13	0.01	0.004	0.098	0.00	0.01	24.0	10.56	317.19	0	0.00	0.00	39	17.16	601.28
24	0.794	8.02	247	0.14	0.01	0.005	0.103	0.00	0.01	20.0	10.37	327.56	0	0.00	0.00	43	22.29	623.57
25	0.705	8.01	244	0.14	0.02	0.009	0.112	0.00	0.02	24.0	11.05	338.61	0	0.00	0.00	39	17.95	641.52
26	0.709	7.99	331	0.14	0.02	0.009	0.121	0.00	0.02	25.0	11.57	350.18	0	0.00	0.00	41	18.98	660.50
27	0.717	8.06	224	0.14	0.03	0.014	0.135	0.00	0.03	23.0	10.77	360.95	0	0.00	0.00	43	20.13	680.63
28	0.740	7.95	258	0.13	0.02	0.010	0.145	0.00	0.02	17.0	8.21	369.16	0	0.00	0.00	42	20.29	700.92
29	0.734	8.09	215	0.15	0.02	0.010	0.155	0.00	0.02	24.0	11.50	380.66	0	0.00	0.00	45	21.57	722.49

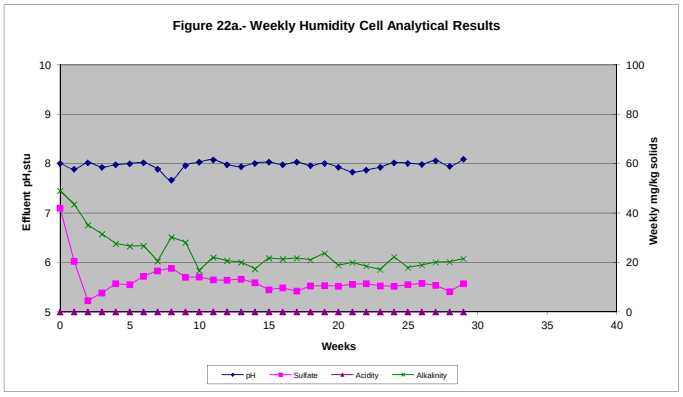

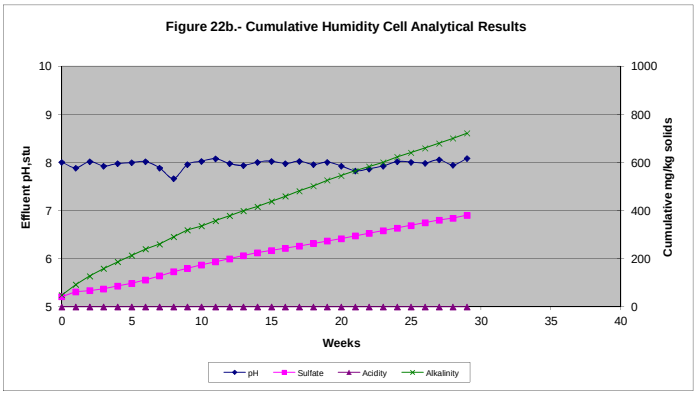

Certifications: NV009332012A

New Mexico Copper Corp.
MLI Job No. 3438

Table 23 . - Humidity Cell Analytical Results, CF-11-02 (367-408) (1.5063 Kg)

					Total Fe					SO_4=			Acidity, $CaCO_3$ Equivalents			Alkalinity, $CaCO_3$ Equivalents		
Week	Vol. L	Effluent pH	Redox, mV (vs Ag/AgCl)	Conductivity mS/cm	mg/l	mg/kg	Cum. mg/kg	Fe^{2}+ mg/l	Fe^{3}+ mg/l	mg/l	mg/kg	Cum. mg/kg	mg/l	mg/kg	Cum. mg/kg	mg/l	mg/kg	Cum. mg/kg
0	0.739	8.78	127	0.34	0.01	0.005	0.005	0.00	0.01	25.0	12.27	12.27	0	0.00	0.00	55	26.98	26.98
1	0.697	8.22	180	0.22	0.01	0.005	0.010	0.00	0.01	20.0	9.25	21.52	0	0.00	0.00	43	19.90	46.88
2	0.740	8.01	173	0.15	0.01	0.005	0.015	0.00	0.01	18.0	8.84	30.36	0	0.00	0.00	42	20.63	67.51
3	0.742	7.98	175	0.13	0.01	0.005	0.020	0.00	0.01	5.0	2.46	32.82	0	0.00	0.00	38	18.72	86.23
4	0.733	7.88	147	0.14	0.01	0.005	0.025	0.00	0.01	24.0	11.68	44.50	0	0.00	0.00	38	18.49	104.72
5	0.716	7.97	178	0.14	0.01	0.005	0.030	0.00	0.01	22.0	10.46	54.96	0	0.00	0.00	39	18.54	123.26
6	0.761	8.05	141	0.12	0.00	0.000	0.030	0.00	0.00	28.0	14.15	69.11	0	0.00	0.00	37	18.69	141.95
7	0.769	7.90	206	0.14	0.00	0.000	0.030	0.00	0.00	26.0	13.27	82.38	0	0.00	0.00	34	17.36	159.31
8	0.675	7.74	178	0.22	0.01	0.004	0.034	0.00	0.01	24.0	10.75	93.13	0	0.00	0.00	76	34.06	193.37
9	0.708	7.93	210	0.14	0.00	0.000	0.034	0.00	0.00	16.0	7.52	100.65	0	0.00	0.00	40	18.80	212.17
10	0.758	8.05	182	0.13	0.00	0.000	0.034	0.00	0.00	14.0	7.05	107.70	0	0.00	0.00	35	17.61	229.78
11	0.749	7.92	199	0.12	0.02	0.010	0.044	0.00	0.02	14.0	6.96	114.66	0	0.00	0.00	34	16.91	246.69
12	0.721	7.81	193	0.12	0.00	0.000	0.044	0.00	0.00	14.0	6.70	121.36	0	0.00	0.00	31	14.84	261.53
13	0.775	7.83	216	0.12	0.00	0.000	0.044	0.00	0.00	16.0	8.23	129.59	0	0.00	0.00	31	15.95	277.48
14	0.667	7.80	214	0.11	0.02	0.009	0.053	0.00	0.02	18.0	7.97	137.56	0	0.00	0.00	28	12.40	289.88
15	0.780	7.81	204	0.12	0.02	0.010	0.063	0.00	0.02	17.0	8.80	146.36	0	0.00	0.00	30	15.53	305.41
16	0.575	7.88	219	0.22	0.01	0.004	0.067	0.00	0.01	25.0	9.54	155.90	0	0.00	0.00	44	16.80	322.21
17	0.740	7.83	219	0.12	0.00	0.000	0.067	0.00	0.00	18.0	8.84	164.74	0	0.00	0.00	35	17.19	339.40
18	0.769	7.80	212	0.11	0.01	0.005	0.072	0.00	0.01	17.0	8.68	173.42	0	0.00	0.00	33	16.85	356.25
19	0.736	7.81	220	0.12	0.01	0.005	0.077	0.00	0.01	19.0	9.28	182.70	0	0.00	0.00	33	16.12	372.37
20	0.745	7.79	188	0.11	0.00	0.000	0.077	0.00	0.00	15.0	7.42	190.12	0	0.00	0.00	31	15.33	387.70
21	0.740	7.63	224	0.10	0.00	0.000	0.077	0.00	0.00	18.0	8.84	198.96	0	0.00	0.00	30	14.74	402.44
22	0.747	7.71	225	0.11	0.01	0.005	0.082	0.00	0.01	17.0	8.43	207.39	0	0.00	0.00	28	13.89	416.33
23	0.666	7.67	224	0.10	0.01	0.004	0.086	0.00	0.01	18.0	7.96	215.35	0	0.00	0.00	26	11.50	427.83
24	0.719	7.72	238	0.11	0.01	0.005	0.091	0.00	0.01	18.0	8.59	223.94	0	0.00	0.00	29	13.84	441.67
25	0.738	7.82	231	0.10	0.02	0.010	0.101	0.00	0.02	16.0	7.84	231.78	0	0.00	0.00	30	14.70	456.37
26	0.659	7.80	293	0.10	0.01	0.004	0.105	0.00	0.01	15.0	6.56	238.34	0	0.00	0.00	29	12.69	469.06
27	0.632	7.80	233	0.09	0.03	0.013	0.118	0.00	0.03	12.0	5.03	243.37	0	0.00	0.00	27	11.33	480.39
28	0.754	7.80	285	0.10	0.02	0.010	0.128	0.00	0.02	17.0	8.51	251.88	0	0.00	0.00	30	15.02	495.41
29	0.625	7.77	224	0.10	0.01	0.004	0.132	0.00	0.01	19.0	7.88	259.76	0	0.00	0.00	28	11.62	507.03

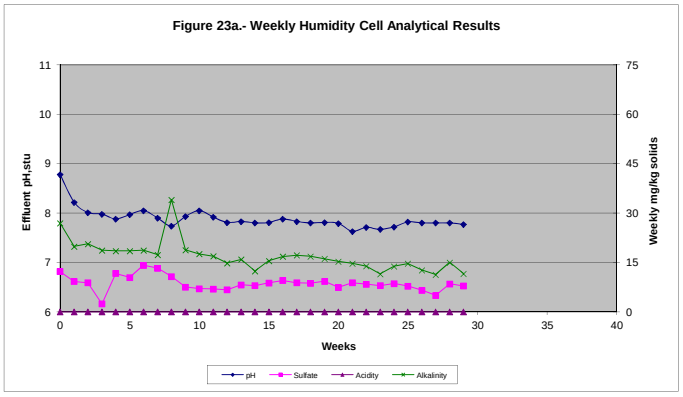

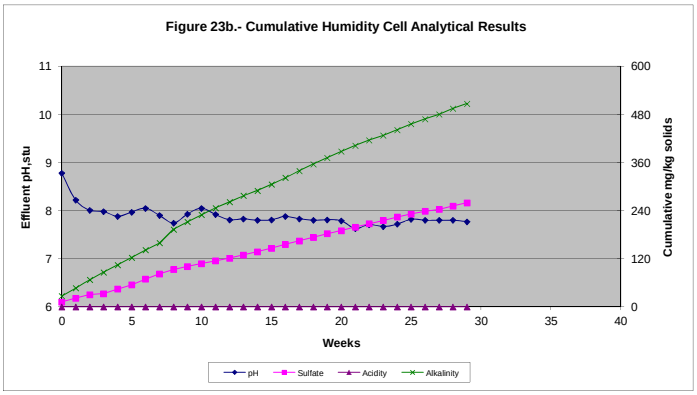

Certifications: NV009332012A

McClelland Tabulated WetLab Results

Table . - Profile II Analytical Results, HC Extracts,
Copper Flat Project, Sample 604 562

	Extract Week							
Analysis, mg/L	Week 0	Week 1	Week 2	Week 4	Week 8	Week 12	Week 16	Week 20
Alkalinity, $CaCO_3$	80	84	44	98	85	63	60	57
CO_3, $CaCO_3$	<1.0	<1.0	<1.0	<1.0	<1.0	<1.0	<1.0	<1.0
HCO_3	98	100	53	120	100	77	73	70
Aluminum	<0.045	<0.045	<0.045	<0.045	<0.045	<0.045	<0.045	<0.045
Antimony	0.0041	<0.0025	<0.0025	<0.0025	<0.0025	<0.0025	<0.0025	<0.0025
Arsenic	<0.0050	<0.0050	<0.0050	<0.0050	<0.0050	<0.0050	<0.0050	<0.0050
Barium	0.019	0.022	0.017	0.033	0.032	0.027	0.025	0.021
Beryllium	<0.0010	<0.0010	<0.0010	<0.0010	<0.0010	<0.0010	<0.0010	<0.0010
Bismuth	<0.10	<0.10	<0.10	<0.10	<0.10	<0.10	<0.10	<0.10
Boron	<0.10	<0.10	<0.10	<0.10	<0.10	<0.10	<0.10	<0.10
Cadmium	<0.0010	<0.0010	<0.0010	<0.0010	<0.0010	<0.0010	<0.0010	<0.0010
Calcium	320	150	38	53	52	51	43	44
Chloride	2.3	<2.0	<1.0	<1.0	<1.00	<1.00	<1.00	<1.00
Chromium	<0.0050	<0.0050	<0.0050	<0.0050	<0.0050	<0.0050	<0.0050	<0.0050
Cobalt	<0.010	<0.010	<0.010	<0.010	<0.010	<0.010	<0.010	<0.010
Copper	<0.050	<0.050	<0.050	<0.050	<0.050	<0.050	<0.050	<0.050
Fluoride	4.2	1.8	0.91	1.6	1.4	1.3	1.0	1.1
Gallium	<0.10	<0.10	<0.10	<0.10	<0.10	<0.10	<0.10	<0.10
Iron	<0.010	<0.010	<0.010	<0.050	<0.010	<0.010	<0.010	<0.010
Lead	0.010	0.0071	<0.0025	0.0087	0.0031	<0.0025	<0.0025	0.0027
Lithium	<0.10	<0.10	<0.10	<0.10	<0.10	<0.10	<0.10	<0.10
Magnesium	82	31	7.4	11	10	9.5	7.9	7.5
Manganese	1.0	0.91	0.18	0.33	0.32	0.30	0.28	0.28
Mercury	<0.00010	<0.00010	<0.00010	<0.00010	<0.00010	<0.00010	<0.00010	<0.00010
Molybdenum	<0.010	<0.010	<0.010	<0.010	<0.010	<0.010	<0.010	<0.010
Nickel	<0.010	<0.010	<0.010	<0.010	<0.010	<0.010	<0.010	<0.010
Nitrate as N	<1.0	<1.0	<1.0	<1.0	<1.0	<1.0	<1.0	<1.0
Nitrite as N	0.12	<0.050	<0.025	<0.025	<0.025	<0.025	<0.025	<0.025
pH, stu	7.90	8.01	7.34	8.08	8.04	7.95	7.80	7.83
Phosphorus	<0.50	<0.50	<0.50	<0.50	<0.50	<0.50	<0.50	<0.50
Potassium	42	22	7.2	11	6.7	4.7	2.7	2.2
Scandium	<0.10	<0.10	<0.10	<0.10	<0.10	<0.10	<0.10	<0.10
Selenium	0.090	0.0082	0.0051	<0.0050	<0.0050	<0.0050	<0.0050	<0.0050
Silver	<0.0050	<0.0050	<0.0050	<0.0050	<0.0050	<0.0050	<0.0050	<0.0050
Sodium	40	9.6	2.0	3.1	1.2	0.91	0.52	0.54
Strontium	3.5	1.5	0.36	0.52	0.51	0.48	0.36	0.38
Sulfate	1,300	400	88	84	110	100	78	87
Thallium	<0.0010	<0.0010	<0.0010	<0.0010	<0.0010	<0.0010	<0.0010	<0.0010
Tin	<0.10	<0.10	<0.10	<0.10	<0.10	<0.10	<0.10	<0.10
Titanium	<0.10	<0.10	<0.10	<0.10	<0.10	<0.10	<0.10	<0.10
Total Dissolved Solids	2,000	720	170	270	240	300	190	170
Uranium	0.023	<0.010	<0.010	<0.010	<0.010	<0.010	<0.010	<0.010
Vanadium	0.093	0.031	<0.010	<0.010	0.015	0.017	<0.050	0.014
Zinc	0.013	0.033	<0.010	0.015	0.011	0.011	0.012	0.022
Cations, meq/L	25.6	11.0	2.78	3.98	3.65	3.50	2.90	2.90
Anions, meq/L	29.0	10.1	2.75	3.80	4.00	3.41	2.87	3.02
Balance, %	6.2	4.7	<1.0	2.3	4.6	1.2	<1.0	1.9
WET Lab Report #	1101435	1102063	1102168	1102331	1103402	1104345	1105313	1106342

Table . - Profile II Analytical Results, HC Extracts,
Copper Flat Project, Sample 604 562

	Extract Week					
Analysis, mg/L	Week 24	Week 28	Week 32	Week 36	Week 40	Week 44[2)]
Alkalinity, $CaCO_3$	77	70	66	58	66	59
CO_3, $CaCO_3$	<1.0	<1.0	<1.0	<1.0	7.0	<1.0
HCO_3	94	85	81	71	66	72
Aluminum	<0.045	<0.045	<0.045	<0.045	<0.045	<0.045
Antimony	<0.0025	<0.0025	<0.0025	<0.0025	<0.0025	<0.0025
Arsenic	<0.0050	<0.0050	<0.0050	<0.0050	<0.0050	<0.0050
Barium	0.023	0.019	0.020	0.023	0.020	0.015
Beryllium	<0.0010	<0.0010	<0.0010	<0.0010	<0.0010	<0.0010
Bismuth	<0.10	<0.10	<0.10	<0.10	<0.10	<0.10
Boron	<0.10	<0.10	<0.10	<0.10	<0.10	<0.10
Cadmium	<0.0010	<0.0010	<0.0010	<0.0010	<0.0010	<0.0010
Calcium	44	40	40	36	36	32
Chloride	<1.00	<1.00	<1.00	<1.00	<1.00	<1.00
Chromium	<0.0050	<0.0050	<0.0050	<0.0050	<0.0050	<0.0050
Cobalt	<0.010	<0.010	<0.010	<0.010	<0.010	<0.010
Copper	0.053	<0.050	<0.050	<0.050	<0.050	<0.050
Fluoride	1.1	0.97	0.86	0.78	0.75	0.59
Gallium	<0.10	<0.10	<0.10	<0.10	<0.10	<0.10
Iron	<0.010	<0.010	<0.010	0.010	<0.010	<0.010
Lead	<0.0025	<0.0025	<0.0025	<0.0025	<0.0025	<0.0025
Lithium	<0.10	<0.10	<0.10	<0.10	<0.10	<0.10
Magnesium	7.7	6.8	6.8	6.1	5.9	5.2
Manganese	0.41	0.36	0.39	0.31	0.36	0.30
Mercury	<0.00010	<0.00010	<0.00010	<0.00010	<0.00010	<0.00010
Molybdenum	<0.010	<0.010	<0.010	<0.010	<0.010	<0.010
Nickel	<0.010	<0.010	<0.010	<0.010	<0.010	<0.010
Nitrate as N	<1.0	<1.0	<1.0	<1.0	<1.0	<1.0
Nitrite as N	<0.025	<0.025	<0.025	<0.025	<0.025	<0.025
pH, stu	8.01	7.90	7.99	7.63	8.68	7.90
Phosphorus	<0.50	<0.50	<0.50	<0.50	<0.50	<0.50
Potassium	2.4	1.6	1.5	1.2	1.2	0.96
Scandium	<0.10	<0.10	<0.10	<0.10	<0.10	<0.10
Selenium	<0.0050	<0.0050	<0.0050	<0.010	<0.0050	<0.0050
Silver	<0.0050	<0.0050	<0.0050	<0.0050	<0.0050	<0.0050
Sodium	0.73	0.65	0.50	0.69	0.53	<0.50
Strontium	0.37	0.30	0.29	0.28	0.26	0.23
Sulfate	71	57	57	54	44	35
Thallium	<0.0010	<0.0010	<0.0010	<0.0010	<0.0010	<0.0010
Tin	<0.10	<0.10	<0.10	<0.10	<0.10	<0.10
Titanium	<0.10	<0.10	<0.10	<0.10	<0.10	<0.10
Total Dissolved Solids	170	160	150	110	120	110
Uranium	<0.010	<0.010	<0.010	<0.010	<0.010	<0.010
Vanadium	<0.010	<0.010	<0.010	<0.010	<0.010	<0.010
Zinc	0.040	0.030	0.033	0.026	0.038	0.024
Cations, meq/L	2.94	2.64	2.63	2.37	2.35	2.06
Anions, meq/L	3.08	2.63	2.56	2.33	2.27	1.94
Balance, %	2.3	<1.0	1.4	<1.0	1.7	3.0
WET Lab Report #	1107281	1108216	1109159	1110123	1111082	1112047

[2)] Test terminated on 12/09/11

Table . - Profile II Analytical Results, HC Extracts,
Copper Flat Project, Sample 604 569

	Extract Week							
Analysis, mg/L	Week 0	Week 1	Week 2	Week 4	Week 8	Week 12	Week 16	Week 20
Alkalinity, $CaCO_3$	77	72	51	54	46	26	29	32
CO_3, $CaCO_3$	<1.0	<1.0	<1.0	<1.0	<1.0	<1.0	<1.0	<1.0
HCO_3	94	88	62	66	56	31	35	38
Aluminum	<0.045	<0.045	<0.045	<0.22	0.055	0.082	0.057	0.069
Antimony	<0.0025	<0.0025	<0.0025	<0.0025	<0.0025	<0.0025	<0.0025	<0.0025
Arsenic	<0.0050	<0.0050	<0.0050	<0.010	<0.0050	<0.0050	<0.0050	<0.0050
Barium	<0.010	0.013	0.015	0.019	0.015	<0.010	<0.010	<0.010
Beryllium	<0.0010	<0.0010	<0.0010	<0.0010	<0.0010	<0.0010	<0.0010	<0.0010
Bismuth	<0.10	<0.10	<0.10	<0.10	<0.10	<0.10	<0.10	<0.10
Boron	0.13	0.11	<0.10	<0.10	<0.10	<0.10	<0.10	<0.10
Cadmium	<0.0010	<0.0010	<0.0010	<0.0010	<0.0010	<0.0010	<0.0010	<0.0010
Calcium	42	28	28	26	21	16	15	14
Chloride	15	2.7	<1.0	<1.0	<1.00	<1.00	<1.00	<1.00
Chromium	<0.0050	<0.0050	<0.0050	<0.0050	<0.0050	<0.0050	<0.0050	<0.0050
Cobalt	<0.010	<0.010	<0.010	<0.010	<0.010	<0.010	<0.010	<0.010
Copper	<0.050	<0.050	<0.050	<0.050	<0.050	<0.050	<0.050	<0.050
Fluoride	6.1	2.7	1.7	1.2	1.3	0.82	0.85	1.0
Gallium	<0.10	<0.10	<0.10	<0.10	<0.10	<0.10	<0.10	<0.10
Iron	<0.010	<0.010	<0.010	<0.010	<0.010	<0.010	<0.010	<0.010
Lead	<0.0025	<0.0025	<0.0025	<0.0025	<0.0025	<0.0025	<0.0025	<0.0025
Lithium	<0.10	<0.10	<0.10	<0.10	<0.10	<0.10	<0.10	<0.10
Magnesium	14	9.0	8.6	8.2	5.7	4.2	3.7	3.4
Manganese	0.060	0.15	0.13	0.13	0.12	0.080	0.073	0.061
Mercury	<0.00010	<0.00010	<0.00010	<0.00010	<0.00010	<0.00010	<0.00010	<0.00010
Molybdenum	0.024	0.060	0.025	0.012	<0.010	<0.010	<0.010	<0.010
Nickel	<0.010	<0.010	<0.010	<0.010	<0.010	<0.010	<0.010	<0.010
Nitrate as N	<1.0	<1.0	<1.0	<1.0	<1.0	<1.0	<1.0	<1.0
Nitrite as N	0.034	<0.025	<0.025	<0.025	<0.025	<0.025	<0.025	<0.025
pH, stu	8.01	8.16	7.54	7.96	6.61	7.50	7.58	7.76
Phosphorus	<0.50	<0.50	<0.50	<0.50	<0.50	<0.50	<0.50	<0.50
Potassium	22	14	9.4	7.6	3.9	2.6	1.8	1.6
Scandium	<0.10	<0.10	<0.10	<0.10	<0.10	<0.10	<0.10	<0.10
Selenium	<0.0050	<0.0050	<0.0050	<0.010	<0.0050	<0.0050	<0.0050	<0.0050
Silver	<0.0050	<0.0050	<0.0050	<0.0050	<0.0050	<0.0050	<0.0050	<0.0050
Sodium	51	20	8.2	3.4	1.4	0.89	0.58	0.60
Strontium	0.36	0.27	0.25	0.23	0.17	0.13	0.10	0.10
Sulfate	200	72	79	49	36	35	25	22
Thallium	<0.0010	<0.0010	<0.0010	<0.0010	<0.0010	<0.0010	<0.0010	<0.0010
Tin	<0.10	<0.10	<0.10	<0.10	<0.10	<0.10	<0.10	<0.10
Titanium	<0.10	<0.10	<0.10	<0.10	<0.10	<0.10	<0.10	<0.10
Total Dissolved Solids	440	200	190	140	170	86	66	56
Uranium	0.029	0.048	0.047	0.044	0.028	<0.010	0.011	0.011
Vanadium	0.027	0.012	<0.010	<0.010	<0.010	<0.010	<0.010	<0.010
Zinc	<0.010	<0.010	<0.010	<0.010	<0.010	<0.010	<0.010	<0.010
Cations, meq/L	6.03	3.37	2.71	2.32	1.69	1.26	1.13	1.06
Anions, meq/L	6.45	3.16	2.75	2.16	1.74	1.28	1.14	1.13
Balance, %	3.3	3.2	<1.0	3.4	1.4	<1.0	<1.0	3.6
WET Lab Report #	1101435	1102063	1102168	1102331	1103402	1104345	1105313	1106342

Table . - Profile II Analytical Results, HC Extracts,
Copper Flat Project, Sample 604 569

	Extract Week					
Analysis, mg/L	Week 24	Week 28	Week 32	Week 36	Week 40	Week 44[2)]
Alkalinity, $CaCO_3$	24	22	23	20	19	26
CO_3, $CaCO_3$	<1.0	<1.0	<1.0	<1.0	<1.0	<1.0
HCO_3	30	27	28	25	24	31
Aluminum	0.075	0.078	0.084	0.085	0.070	0.074
Antimony	<0.0025	<0.0025	<0.0025	<0.0025	<0.0025	<0.0025
Arsenic	<0.0050	<0.0050	<0.0050	<0.0050	<0.0050	<0.0050
Barium	<0.010	<0.010	<0.010	<0.010	<0.010	<0.010
Beryllium	<0.0010	<0.0010	<0.0010	<0.0010	<0.0010	<0.0010
Bismuth	<0.10	<0.10	<0.10	<0.10	<0.10	<0.10
Boron	<0.10	<0.10	<0.10	<0.10	<0.10	<0.10
Cadmium	<0.0010	<0.0010	<0.0010	<0.0010	<0.0010	<0.0010
Calcium	12	12	11	9.7	9.9	11
Chloride	<1.00	<1.00	<1.00	<1.00	<1.00	<1.00
Chromium	<0.0050	<0.0050	<0.0050	<0.0050	<0.0050	<0.0050
Cobalt	<0.010	<0.010	<0.010	<0.010	<0.010	<0.010
Copper	<0.050	<0.050	<0.050	<0.050	<0.050	<0.050
Fluoride	0.92	0.86	0.92	0.83	0.82	0.79
Gallium	<0.10	<0.10	<0.10	<0.10	<0.10	<0.10
Iron	<0.010	<0.010	<0.050	<0.010	<0.010	0.011
Lead	<0.0025	<0.0025	<0.0025	<0.0025	<0.0025	<0.0025
Lithium	<0.10	<0.10	<0.10	<0.10	<0.10	<0.10
Magnesium	2.9	2.7	2.4	2.2	2.2	2.4
Manganese	0.051	0.046	0.039	0.042	0.036	0.052
Mercury	<0.00010	<0.00010	<0.00010	<0.00010	<0.00010	<0.00010
Molybdenum	<0.010	<0.010	<0.010	<0.010	<0.010	<0.010
Nickel	<0.010	<0.010	<0.010	<0.010	<0.010	<0.010
Nitrate as N	<1.0	<1.0	<1.0	<1.0	<1.0	<1.0
Nitrite as N	<0.025	<0.025	<0.025	<0.025	<0.025	<0.025
pH, stu	7.21	7.32	7.48	7.22	7.94	7.58
Phosphorus	<0.50	<0.50	<0.50	<0.50	<0.50	<0.50
Potassium	1.4	1.1	0.77	0.78	0.73	<2.5
Scandium	<0.10	<0.10	<0.10	<0.10	<0.10	<0.10
Selenium	<0.0050	<0.0050	<0.0050	<0.0050	<0.0050	<0.0050
Silver	<0.0050	<0.0050	<0.0050	<0.0050	<0.0050	<0.0050
Sodium	0.60	0.61	<0.50	<0.50	<0.50	<0.50
Strontium	<0.10	<0.10	<0.10	<0.10	<0.10	<0.10
Sulfate	22	19	16	13	12	9.7
Thallium	<0.0010	<0.0010	<0.0010	<0.0010	<0.0010	<0.0010
Tin	<0.10	<0.10	<0.10	<0.10	<0.10	<0.10
Titanium	<0.10	<0.10	<0.10	<0.10	<0.10	<0.10
Total Dissolved Solids	46	47	50	48	44	59
Uranium	<0.010	<0.010	<0.010	<0.010	<0.010	<0.010
Vanadium	<0.010	<0.010	<0.010	<0.010	<0.010	<0.010
Zinc	0.023	<0.010	<0.010	<0.010	<0.010	<0.010
Cations, meq/L	0.91	0.89	0.78	0.70	0.70	0.76
Anions, meq/L	1.00	0.88	0.84	0.72	0.69	0.75
Balance, %	4.6	<1.0	3.9	2.0	1.2	<1.0
WET Lab Report #	1107281	1108216	1109159	1110123	1111082	1112047

[2)] Test terminated on 12/09/11

Table . - Profile II Analytical Results, HC Extracts,
Copper Flat Project, Sample 604 606

	Extract Week							
Analysis, mg/L	Week 0	Week 1	Week 2	Week 4	Week 8	Week 12	Week 16	Week 20
Alkalinity, $CaCO_3$	110	95	100	83	70	55	57	57
CO_3, $CaCO_3$	1.3	4.8	<1.0	<1.0	<1.0	<1.0	<1.0	<1.0
HCO_3	130	110	120	100	85	67	69	69
Aluminum	<0.045	<0.045	<0.045	<0.045	<0.045	0.046	<0.045	<0.045
Antimony	<0.0025	<0.0025	<0.0025	<0.0025	<0.0025	<0.0025	<0.0025	<0.0025
Arsenic	<0.0050	<0.0050	<0.0050	<0.0050	<0.0050	<0.0050	<0.0050	<0.0050
Barium	<0.010	0.026	0.040	0.051	0.053	0.041	0.036	0.038
Beryllium	<0.0010	<0.0010	<0.0010	<0.0010	<0.0010	<0.0010	<0.0010	<0.0010
Bismuth	<0.10	<0.10	<0.10	<0.10	<0.10	<0.10	<0.10	<0.10
Boron	0.32	0.20	<0.10	<0.10	<0.10	<0.10	<0.10	<0.10
Cadmium	<0.0010	<0.0010	<0.0010	<0.0010	<0.0010	<0.0010	<0.0010	<0.0010
Calcium	46	24	36	42	38	33	30	29
Chloride	30	2.3	<1.0	<1.0	<1.00	<1.00	<1.00	<1.00
Chromium	<0.0050	<0.0050	<0.0050	<0.0050	<0.0050	<0.0050	<0.0050	<0.0050
Cobalt	<0.010	<0.010	<0.010	<0.010	<0.010	<0.010	<0.010	<0.010
Copper	<0.050	<0.050	<0.050	<0.050	<0.050	<0.050	<0.050	<0.050
Fluoride	6.1	2.0	1.8	1.6	1.5	1.2	1.3	1.5
Gallium	<0.10	<0.10	<0.10	<0.10	<0.10	<0.10	<0.10	<0.10
Iron	<0.010	<0.010	<0.010	<0.010	<0.010	<0.010	<0.010	<0.010
Lead	<0.0025	<0.0025	<0.0025	<0.0025	<0.0025	<0.0025	<0.0025	<0.0025
Lithium	<0.10	<0.10	<0.10	<0.10	<0.10	<0.10	<0.10	<0.10
Magnesium	7.4	4.2	6.6	8.3	6.9	6.0	5.5	5.0
Manganese	0.012	0.020	0.045	0.048	0.055	0.053	0.051	0.045
Mercury	<0.00010	<0.00010	<0.00010	<0.00010	<0.00010	<0.00010	<0.00010	<0.00010
Molybdenum	0.073	0.083	0.048	0.016	<0.010	<0.010	<0.010	<0.010
Nickel	<0.010	<0.010	<0.010	<0.010	<0.010	<0.010	<0.010	<0.010
Nitrate as N	<1.0	<1.0	<1.0	<1.0	<1.0	<1.0	<1.0	<1.0
Nitrite as N	0.032	<0.025	<0.025	<0.025	<0.025	<0.025	<0.025	<0.025
pH, stu	8.22	8.43	8.17	8.21	6.97	7.71	7.99	8.07
Phosphorus	<0.50	<0.50	<0.50	<0.50	<0.50	<0.50	<0.50	<0.50
Potassium	30	22	18	15	7.6	4.6	3.1	2.8
Scandium	<0.10	<0.10	<0.10	<0.10	<0.10	<0.10	<0.10	<0.10
Selenium	0.0069	<0.0050	0.0057	0.0056	0.0076	<0.0050	<0.0050	<0.0050
Silver	<0.0050	<0.0050	<0.0050	<0.0050	<0.0050	<0.0050	<0.0050	<0.0050
Sodium	64	23	10	4.4	1.8	1.2	0.86	0.92
Strontium	0.47	0.30	0.43	0.49	0.41	0.34	0.28	0.27
Sulfate	170	35	62	73	62	55	42	37
Thallium	<0.0010	<0.0010	<0.0010	<0.0010	<0.0010	<0.0010	<0.0010	<0.0010
Tin	<0.10	<0.10	<0.10	<0.10	<0.10	<0.10	<0.10	<0.10
Titanium	<0.10	<0.10	<0.10	<0.10	<0.10	<0.10	<0.10	<0.10
Total Dissolved Solids	460	180	230	250	180	150	120	94
Uranium	0.029	0.044	0.10	0.096	0.055	0.024	0.020	0.013
Vanadium	<0.050	<0.010	<0.010	<0.010	0.011	0.010	<0.010	<0.010
Zinc	<0.010	<0.010	<0.010	<0.010	<0.010	<0.010	<0.010	<0.010
Cations, meq/L	6.46	3.11	3.24	3.36	2.74	2.32	2.07	1.97
Anions, meq/L	6.88	2.86	3.35	3.24	2.76	2.31	2.07	1.98
Balance, %	3.2	4.1	1.8	1.7	<1.0	<1.0	<1.0	<1.0
WET Lab Report #	1101435	1102063	1102168	1102331	1103402	1104345	1105313	1106342

New Mexico Copper Corp.
MLI Job No. 3438

Table . - Profile II Analytical Results, HC Extracts,
Copper Flat Project, Sample 604 606

	Extract Week					
Analysis, mg/L	Week 24	Week 28	Week 32	Week 36	Week 40	Week 44[2)]
Alkalinity, $CaCO_3$	54	54	48	50	49	50
CO_3, $CaCO_3$	<1.0	<1.0	<1.0	<1.0	<1.0	<1.0
HCO_3	66	66	58	60	60	61
Aluminum	<0.045	0.056	0.056	0.047	0.047	0.050
Antimony	<0.0025	<0.0025	<0.0025	<0.0025	<0.0025	<0.0025
Arsenic	<0.0050	<0.0050	<0.0050	<0.0050	<0.0050	<0.0050
Barium	0.035	0.032	0.035	0.028	0.030	0.030
Beryllium	<0.0010	<0.0010	<0.0010	<0.0010	<0.0010	<0.0010
Bismuth	<0.10	<0.10	<0.10	<0.10	<0.10	<0.10
Boron	<0.10	<0.10	<0.10	<0.10	<0.10	<0.10
Cadmium	<0.0010	<0.0010	<0.0010	<0.0010	<0.0010	<0.0010
Calcium	26	28	26	22	22	22
Chloride	<1.00	<1.00	<1.00	<1.00	<1.00	<1.00
Chromium	<0.0050	<0.0050	<0.0050	<0.0050	<0.0050	<0.0050
Cobalt	<0.010	<0.010	<0.010	<0.010	<0.010	<0.010
Copper	<0.050	<0.050	<0.050	<0.050	<0.050	<0.050
Fluoride	1.5	1.5	1.5	1.5	1.4	1.3
Gallium	<0.10	<0.10	<0.10	<0.10	<0.10	<0.10
Iron	<0.010	<0.010	<0.010	<0.010	<0.010	0.021
Lead	<0.0025	<0.0025	<0.0025	<0.0025	<0.0025	<0.0025
Lithium	<0.10	<0.10	<0.10	<0.10	<0.10	<0.10
Magnesium	4.6	4.6	4.4	3.7	3.6	3.6
Manganese	0.040	0.043	0.042	0.037	0.043	0.041
Mercury	<0.00010	<0.00010	<0.00010	<0.00010	<0.00010	<0.00010
Molybdenum	<0.010	<0.010	<0.010	<0.010	<0.010	<0.010
Nickel	<0.010	<0.010	<0.010	<0.010	<0.010	<0.010
Nitrate as N	<1.0	<1.0	<1.0	<1.0	<1.0	<1.0
Nitrite as N	<0.025	<0.025	<0.025	<0.025	<0.025	<0.025
pH, stu	7.78	7.84	7.88	7.78	8.11	7.91
Phosphorus	<0.50	<0.50	<0.50	<0.50	<0.50	<0.50
Potassium	2.5	2.0	1.9	1.5	1.4	1.3
Scandium	<0.10	<0.10	<0.10	<0.10	<0.10	<0.10
Selenium	<0.0050	<0.0050	<0.0050	<0.0050	<0.0050	<0.0050
Silver	<0.0050	<0.0050	<0.0050	<0.0050	<0.0050	<0.0050
Sodium	0.93	0.93	0.75	<0.50	0.68	0.62
Strontium	0.24	0.22	0.20	0.17	0.16	0.16
Sulfate	33	31	28	21	15	14
Thallium	<0.0010	<0.0010	<0.0010	<0.0010	<0.0010	<0.0010
Tin	<0.10	<0.10	<0.10	<0.10	<0.10	<0.10
Titanium	<0.10	<0.10	<0.10	<0.10	<0.10	<0.10
Total Dissolved Solids	99	100	96	84	64	60
Uranium	0.011	<0.010	<0.010	<0.010	<0.010	<0.010
Vanadium	<0.010	<0.010	<0.010	<0.010	<0.010	<0.010
Zinc	<0.010	<0.010	<0.010	<0.010	<0.010	<0.010
Cations, meq/L	1.78	1.88	1.75	1.45	1.47	1.46
Anions, meq/L	1.85	1.81	1.61	1.50	1.37	1.36
Balance, %	1.8	1.9	4.0	1.8	3.4	3.6
WET Lab Report #	1107281	1108216	1109159	1110123	1111082	1112047

[2)] Test terminated on 12/09/11

Table . - Profile II Analytical Results, HC Extracts,
Copper Flat Project, Sample 604 653

	Extract Week							
Analysis, mg/L	Week 0	Week 1	Week 2	Week 4	Week 8	Week 12	Week 16	Week 20
Alkalinity, $CaCO_3$	110	58	110	93	82	44	61	33
CO_3, $CaCO_3$	<1.0	<1.0	<1.0	<1.0	<1.0	<1.0	<1.0	<1.0
HCO_3	130	71	130	110	100	53	74	40
Aluminum	<0.045	<0.045	<0.045	<0.045	<0.045	0.057	<0.045	<0.045
Antimony	<0.0025	<0.0025	<0.0025	<0.0025	<0.0025	<0.0025	<0.0025	<0.0025
Arsenic	<0.0050	<0.0050	<0.0050	<0.0050	<0.0050	<0.0050	<0.0050	<0.0050
Barium	<0.010	0.030	0.035	0.052	0.044	0.037	0.052	0.044
Beryllium	<0.0010	<0.0010	<0.0010	<0.0010	<0.0010	<0.0010	<0.0010	<0.0010
Bismuth	<0.10	<0.10	<0.10	<0.10	<0.10	<0.10	<0.10	<0.10
Boron	0.15	<0.10	<0.10	<0.10	<0.10	<0.10	<0.10	<0.10
Cadmium	<0.0010	<0.0010	<0.0010	<0.0010	<0.0010	<0.0010	<0.0010	<0.0010
Calcium	70	24	45	45	42	48	40	28
Chloride	47	3.0	1.6	<1.0	<1.00	<1.00	<1.00	<1.00
Chromium	<0.0050	<0.0050	<0.0050	<0.0050	<0.0050	<0.0050	<0.0050	<0.0050
Cobalt	<0.010	<0.010	<0.010	<0.010	<0.010	<0.010	<0.010	<0.010
Copper	<0.050	<0.050	<0.050	<0.050	<0.050	<0.050	<0.050	<0.050
Fluoride	5.7	1.3	2.7	2.2	1.9	1.3	1.7	1.0
Gallium	<0.10	<0.10	<0.10	<0.10	<0.10	<0.10	<0.10	<0.10
Iron	<0.010	<0.010	<0.010	<0.010	<0.010	0.023	<0.010	<0.010
Lead	<0.0025	<0.0025	<0.0025	<0.0025	<0.0025	<0.0025	<0.0025	<0.0025
Lithium	<0.10	<0.10	<0.10	<0.10	<0.10	<0.10	<0.10	<0.10
Magnesium	14	4.3	8.4	8.5	6.6	5.8	4.8	2.9
Manganese	0.052	0.055	0.16	0.22	0.35	0.36	0.30	0.18
Mercury	0.00017	<0.00010	<0.00010	<0.00010	<0.00010	<0.00010	<0.00010	<0.00010
Molybdenum	0.082	0.052	0.038	0.022	0.013	0.017	<0.050	0.014
Nickel	<0.010	<0.010	<0.010	<0.010	<0.010	<0.010	<0.010	<0.010
Nitrate as N	<1.0	<1.0	<1.0	<1.0	<1.0	<1.0	<1.0	<1.0
Nitrite as N	<0.025	<0.025	<0.025	<0.025	<0.025	<0.025	<0.025	<0.025
pH, stu	8.40	8.13	8.19	8.23	7.16	7.82	7.91	7.81
Phosphorus	<0.50	<0.50	<0.50	<0.50	<0.50	<0.50	<0.50	<0.50
Potassium	38	16	23	19	9.8	6.2	4.4	2.5
Scandium	<0.10	<0.10	<0.10	<0.10	<0.10	<0.10	<0.10	<0.10
Selenium	<0.010	<0.0050	0.0052	<0.0050	<0.0050	<0.0050	<0.0050	<0.0050
Silver	<0.0050	<0.0050	<0.0050	<0.0050	<0.0050	<0.0050	<0.0050	<0.0050
Sodium	72	17	19	5.9	2.2	1.4	1.2	0.83
Strontium	0.62	0.24	0.44	0.43	0.36	0.37	0.28	0.19
Sulfate	260	59	100	77	65	100	59	55
Thallium	<0.0010	<0.0010	<0.0010	<0.0010	<0.0010	<0.0010	<0.0010	<0.0010
Tin	<0.10	<0.10	<0.10	<0.10	<0.10	<0.10	<0.10	<0.10
Titanium	<0.10	<0.10	<0.10	<0.10	<0.10	<0.10	<0.10	<0.10
Total Dissolved Solids	630	170	270	260	210	220	100	110
Uranium	0.032	0.020	0.046	0.033	0.023	<0.010	0.011	<0.010
Vanadium	<0.050	<0.010	<0.010	<0.010	<0.010	0.012	<0.010	<0.010
Zinc	<0.010	<0.010	<0.010	<0.010	<0.010	<0.010	<0.010	<0.010
Cations, meq/L	8.75	2.70	4.36	3.70	3.00	3.11	2.57	1.74
Anions, meq/L	9.17	2.55	4.40	3.52	3.09	3.02	2.53	1.85
Balance, %	2.3	3.0	<1.0	2.4	1.5	1.5	<1.0	3.1
WET Lab Report #	1101435	1102063	1102168	1102331	1103402	1104345	1105313	1106342

Table . - Profile II Analytical Results, HC Extracts,
Copper Flat Project, Sample 604 653

	Extract Week					
Analysis, mg/L	Week 24	Week 28	Week 32	Week 36	Week 40	Week 44[2)]
Alkalinity, $CaCO_3$	30	41	38	44	37	41
CO_3, $CaCO_3$	<1.0	<1.0	<1.0	<1.0	<1.0	<1.0
HCO_3	36	50	47	53	45	50
Aluminum	0.063	0.066	<0.20	0.051	<0.045	0.051
Antimony	<0.0025	<0.0025	<0.0025	<0.0025	<0.0025	<0.0025
Arsenic	<0.0050	<0.0050	<0.0050	<0.0050	<0.0050	<0.0050
Barium	0.032	0.050	0.058	0.061	0.061	0.070
Beryllium	<0.0010	<0.0010	<0.0010	<0.0010	<0.0010	<0.0010
Bismuth	<0.10	<0.10	<0.10	<0.10	<0.10	<0.10
Boron	<0.10	<0.10	<0.10	<0.10	<0.10	<0.10
Cadmium	<0.0010	<0.0010	<0.0010	<0.0010	<0.0010	<0.0010
Calcium	26	29	28	24	24	22
Chloride	<1.00	<1.00	<1.00	<1.00	<1.00	<1.00
Chromium	<0.0050	<0.0050	<0.0050	<0.0050	<0.0050	<0.0050
Cobalt	<0.010	<0.010	<0.010	<0.010	<0.010	<0.010
Copper	<0.050	<0.050	<0.050	<0.050	<0.050	<0.050
Fluoride	1.1	1.4	1.4	1.5	1.5	1.2
Gallium	<0.10	<0.10	<0.10	<0.10	<0.10	<0.10
Iron	<0.010	<0.010	<0.010	<0.010	<0.010	<0.010
Lead	<0.0025	<0.0025	<0.0025	<0.0025	<0.0025	<0.0025
Lithium	<0.10	<0.10	<0.10	<0.10	<0.10	<0.10
Magnesium	2.6	2.6	2.4	2.1	1.9	1.7
Manganese	0.17	0.18	0.17	0.16	0.15	0.15
Mercury	<0.00010	<0.00010	<0.00010	<0.00010	<0.00010	<0.00010
Molybdenum	0.017	0.018	0.018	0.018	0.022	0.023
Nickel	<0.010	<0.010	<0.010	<0.010	<0.010	<0.010
Nitrate as N	<1.0	<1.0	<1.0	<1.0	<1.0	<1.0
Nitrite as N	<0.025	<0.025	<0.025	<0.025	<0.025	<0.025
pH, stu	7.34	7.67	7.73	7.67	7.84	7.79
Phosphorus	<0.50	<0.50	<0.50	<0.50	<0.50	<0.50
Potassium	2.4	2.4	2.2	1.7	1.8	1.5
Scandium	<0.10	<0.10	<0.10	<0.10	<0.10	<0.10
Selenium	<0.0050	<0.0050	<0.0050	<0.0050	<0.0050	<0.0050
Silver	<0.0050	<0.0050	<0.0050	<0.0050	<0.0050	<0.0050
Sodium	1.1	1.1	0.90	0.61	0.75	0.65
Strontium	0.17	0.18	0.16	0.14	0.14	0.13
Sulfate	54	43	38	28	28	20
Thallium	<0.0010	<0.0010	<0.0010	<0.0010	<0.0010	<0.0010
Tin	<0.10	<0.10	<0.10	<0.10	<0.10	<0.10
Titanium	<0.10	<0.10	<0.10	<0.10	<0.10	<0.10
Total Dissolved Solids	110	110	94	73	83	72
Uranium	<0.010	<0.010	<0.010	<0.010	<0.010	<0.010
Vanadium	<0.010	<0.010	<0.010	<0.010	<0.010	<0.010
Zinc	0.016	<0.010	<0.010	<0.010	<0.010	<0.010
Cations, meq/L	1.63	1.78	1.70	1.45	1.44	1.32
Anions, meq/L	1.77	1.79	1.64	1.53	1.40	1.30
Balance, %	4.0	<1.0	2.0	2.6	1.4	<1.0
WET Lab Report #	1107281	1108216	1109159	1110123	1111082	1112047

[2)] Test terminated on 12/09/11

Table . - Profile II Analytical Results, HC Extracts,
Copper Flat Project, Sample 604 656

	Extract Week							
Analysis, mg/L	Week 0	Week 1	Week 2	Week 4	Week 8	Week 12	Week 16	Week 20
Alkalinity, $CaCO_3$	130	130	120	100	95	82	46	71
CO_3, $CaCO_3$	<1.0	5.7	<1.0	<1.0	<1.0	<1.0	<1.0	<1.0
HCO_3	160	140	150	120	120	100	56	86
Aluminum	<0.045	<0.045	<0.045	<0.045	<0.045	<0.045	<0.045	<0.045
Antimony	<0.0025	<0.0025	<0.0025	<0.0025	<0.0025	<0.0025	<0.0025	<0.0025
Arsenic	<0.0050	<0.0050	<0.0050	<0.0050	<0.0050	<0.0050	<0.0050	<0.0050
Barium	<0.010	<0.010	<0.010	0.015	0.018	0.015	0.015	0.010
Beryllium	<0.0010	<0.0010	<0.0010	<0.0010	<0.0010	<0.0010	<0.0010	<0.0010
Bismuth	<0.10	<0.10	<0.10	<0.10	<0.10	<0.10	<0.10	<0.10
Boron	<0.10	0.17	<0.10	<0.10	<0.10	<0.10	<0.10	<0.10
Cadmium	<0.0010	<0.0010	<0.0010	<0.0010	<0.0010	<0.0010	<0.0010	<0.0010
Calcium	120	26	26	42	32	40	27	31
Chloride	150	3.0	<1.0	<1.0	<1.00	<1.00	<1.00	<1.00
Chromium	<0.0050	<0.0050	<0.0050	<0.0050	<0.0050	<0.0050	<0.0050	<0.0050
Cobalt	<0.010	<0.010	<0.010	<0.010	<0.010	<0.010	<0.010	<0.010
Copper	<0.050	<0.050	<0.050	<0.050	<0.050	<0.050	0.053	<0.050
Fluoride	6.0	3.7	2.6	2.0	1.5	1.5	1.2	1.7
Gallium	<0.10	<0.10	<0.10	<0.10	<0.10	<0.10	<0.10	<0.10
Iron	<0.010	<0.010	<0.010	<0.010	<0.010	<0.010	<0.010	<0.010
Lead	<0.0025	<0.0025	<0.0025	<0.0025	<0.0025	<0.0025	<0.0025	<0.0025
Lithium	<0.10	<0.10	<0.10	<0.10	<0.10	<0.10	<0.10	<0.10
Magnesium	20	5.6	5.2	8.2	6.2	7.2	5.0	6.0
Manganese	0.021	0.016	0.030	0.092	0.089	0.13	0.092	0.079
Mercury	0.00082	<0.00010	<0.00010	<0.00010	<0.00010	<0.00010	<0.00010	<0.00010
Molybdenum	0.21	0.10	0.035	0.037	0.028	0.036	0.030	0.045
Nickel	<0.010	<0.010	<0.010	<0.010	<0.010	<0.010	<0.010	<0.010
Nitrate as N	<1.0	<1.0	<1.0	<1.0	<1.0	<1.0	<1.0	<1.0
Nitrite as N	<0.025	<0.025	<0.025	<0.025	<0.025	<0.025	<0.025	<0.025
pH, stu	8.31	8.43	8.26	8.30	7.35	7.91	7.83	8.15
Phosphorus	<0.50	<0.50	<0.50	<0.50	<0.50	<0.50	<0.50	<0.50
Potassium	19	16	15	18	12	9.2	4.7	4.2
Scandium	<0.10	<0.10	<0.10	<0.10	<0.10	<0.10	<0.10	<0.10
Selenium	0.015	<0.0050	<0.0050	<0.0050	0.0053	<0.0050	<0.0050	<0.0050
Silver	<0.0050	<0.0050	<0.0050	<0.0050	<0.0050	<0.0050	<0.0050	<0.0050
Sodium	55	40	25	11	1.8	1.0	0.61	0.65
Strontium	1.1	0.35	0.30	0.47	0.34	0.40	0.27	0.31
Sulfate	210	33	29	10	30	50	48	41
Thallium	<0.0010	<0.0010	<0.0010	<0.0010	<0.0010	<0.0010	<0.0010	<0.0010
Tin	<0.10	<0.10	<0.10	<0.10	<0.10	<0.10	<0.10	<0.10
Titanium	<0.10	<0.10	<0.10	<0.10	<0.10	<0.10	<0.10	<0.10
Total Dissolved Solids	760	220	190	130	170	180	160	120
Uranium	0.046	0.050	0.048	0.072	0.038	0.035	0.012	0.017
Vanadium	0.037	<0.010	<0.010	0.012	0.078	0.013	<0.010	0.012
Zinc	<0.010	<0.010	<0.010	<0.010	<0.010	<0.010	<0.010	<0.010
Cations, meq/L	10.5	3.91	3.20	3.71	2.50	2.87	1.91	2.18
Anions, meq/L	11.5	3.45	3.20	2.28	2.67	2.76	1.98	2.35
Balance, %	4.7	6.2	<1.0	24	3.4	2.0	1.8	3.8
WET Lab Report #	1101435	1102081	1102180	1103017	1103402	1104345	1105313	1106342

Table . - Profile II Analytical Results, HC Extracts,
Copper Flat Project, Sample 604 656

	Extract Week					
Analysis, mg/L	Week 24	Week 28	Week 32	Week 36	Week 40	Week 44[2)]
Alkalinity, $CaCO_3$	73	44	64	65	67	62
CO_3, $CaCO_3$	<1.0	<1.0	<1.0	<1.0	<1.0	<1.0
HCO_3	89	54	79	80	81	76
Aluminum	<0.045	<0.045	<0.045	<0.045	<0.045	<0.045
Antimony	<0.0025	<0.0025	<0.0025	<0.0025	<0.0025	<0.0025
Arsenic	<0.0050	<0.0050	<0.0050	<0.0050	<0.0050	<0.0050
Barium	<0.010	0.011	0.011	<0.010	<0.010	<0.010
Beryllium	<0.0010	<0.0010	<0.0010	<0.0010	<0.0010	<0.0010
Bismuth	<0.10	<0.10	<0.10	<0.10	<0.10	<0.10
Boron	<0.10	<0.10	<0.10	<0.10	<0.10	<0.10
Cadmium	<0.0010	<0.0010	<0.0010	<0.0010	<0.0010	<0.0010
Calcium	33	24	31	28	28	25
Chloride	<1.00	<1.00	<1.00	<1.00	<1.00	<1.00
Chromium	<0.0050	<0.0050	<0.0050	<0.0050	<0.0050	<0.0050
Cobalt	<0.010	<0.010	<0.010	<0.010	<0.010	<0.010
Copper	<0.050	<0.050	<0.050	<0.050	<0.050	<0.050
Fluoride	1.7	0.82	1.7	1.7	1.6	1.3
Gallium	<0.10	<0.10	<0.10	<0.10	<0.10	<0.10
Iron	<0.010	<0.010	<0.010	<0.010	<0.010	<0.010
Lead	<0.0025	<0.0025	<0.0025	<0.0025	<0.0025	<0.0025
Lithium	<0.10	<0.10	<0.10	<0.10	<0.10	<0.10
Magnesium	6.6	4.3	6.2	5.7	5.6	5.0
Manganese	0.089	0.070	0.083	0.075	0.091	0.077
Mercury	<0.00010	<0.00010	<0.00010	<0.00010	<0.00010	<0.00010
Molybdenum	0.042	0.032	0.057	0.046	0.050	0.052
Nickel	<0.010	<0.010	<0.010	<0.010	<0.010	<0.010
Nitrate as N	<1.0	<1.0	<1.0	<1.0	<1.0	<1.0
Nitrite as N	<0.025	<0.025	<0.025	<0.025	<0.025	<0.025
pH, stu	7.96	7.72	8.03	7.89	8.06	7.99
Phosphorus	<0.50	<0.50	<0.50	<0.50	<0.50	<0.50
Potassium	3.5	1.5	2.1	1.5	1.5	<2.5
Scandium	<0.10	<0.10	<0.10	<0.10	<0.10	<0.10
Selenium	<0.0050	<0.0050	<0.0050	<0.0050	<0.0050	<0.0050
Silver	<0.0050	<0.0050	<0.0050	<0.0050	<0.0050	<0.0050
Sodium	0.60	<0.50	<0.50	<0.50	<0.50	<0.50
Strontium	0.33	0.21	0.28	0.26	0.26	0.23
Sulfate	40	29	35	27	16	17
Thallium	<0.0010	<0.0010	<0.0010	<0.0010	<0.0010	<0.0010
Tin	<0.10	<0.10	<0.10	<0.10	<0.10	<0.10
Titanium	<0.10	<0.10	<0.10	<0.10	<0.10	<0.10
Total Dissolved Solids	130	80	110	100	97	97
Uranium	0.018	0.014	0.012	<0.010	0.010	<0.010
Vanadium	<0.010	<0.010	<0.010	<0.010	<0.010	<0.010
Zinc	<0.010	<0.010	<0.010	<0.010	<0.010	<0.010
Cations, meq/L	2.31	1.59	2.11	1.91	1.90	1.68
Anions, meq/L	2.38	1.53	2.11	1.96	1.74	1.67
Balance, %	1.5	1.9	<1.0	1.4	4.2	<1.0
WET Lab Report #	1107281	1108216	1109159	1110123	1111082	1112047

[2)] Test terminated on 12/09/11

Table . - Profile II Analytical Results, HC Extracts,
Copper Flat Project, Sample 604 669

	Extract Week							
Analysis, mg/L	Week 0	Week 1	Week 2	Week 4	Week 8	Week 12	Week 16	Week 20
Alkalinity, $CaCO_3$	130	100	96	80	96	59	38	56
CO_3, $CaCO_3$	<1.0	<1.0	<1.0	<1.0	14	<1.0	<1.0	<1.0
HCO_3	160	120	120	98	89	72	47	68
Aluminum	0.058	<0.045	<0.045	<0.045	<0.045	<0.045	<0.045	<0.045
Antimony	0.0037	<0.0025	<0.0025	<0.0025	<0.0025	<0.0025	<0.0025	<0.0025
Arsenic	<0.0050	<0.0050	<0.0050	<0.0050	<0.0050	<0.0050	<0.0050	<0.0050
Barium	<0.010	<0.010	0.015	0.017	0.012	0.010	0.018	0.012
Beryllium	<0.0010	<0.0010	<0.0010	<0.0010	<0.0010	<0.0010	<0.0010	<0.0010
Bismuth	<0.10	<0.10	<0.10	<0.10	<0.10	<0.10	<0.10	<0.10
Boron	0.23	0.14	<0.10	<0.10	<0.10	<0.10	<0.10	<0.10
Cadmium	<0.0010	<0.0010	<0.0010	<0.0010	<0.0010	<0.0010	<0.0010	<0.0010
Calcium	130	24	32	32	32	30	38	32
Chloride	31	<1.00	<1.0	<1.0	<1.00	<1.00	<1.00	<1.00
Chromium	<0.0050	<0.0050	<0.0050	<0.0050	<0.0050	<0.0050	<0.0050	<0.0050
Cobalt	<0.010	<0.010	<0.010	<0.010	<0.010	<0.010	<0.010	<0.010
Copper	<0.050	<0.050	<0.050	<0.050	<0.050	<0.050	<0.050	<0.050
Fluoride	8.0	3.3	2.1	1.5	1.2	0.93	0.76	0.77
Gallium	<0.10	<0.10	<0.10	<0.10	<0.10	<0.10	<0.10	<0.10
Iron	<0.010	<0.010	<0.010	<0.010	<0.010	<0.010	<0.010	<0.010
Lead	<0.0025	<0.0025	<0.0025	<0.0025	<0.0025	<0.0025	<0.0025	<0.0025
Lithium	<0.10	<0.10	<0.10	<0.10	<0.10	<0.10	<0.10	<0.10
Magnesium	20	4.4	5.8	5.6	5.3	4.5	5.6	4.9
Manganese	0.039	0.064	0.18	0.27	0.39	0.42	0.52	0.60
Mercury	<0.00010	<0.00010	<0.00010	<0.00010	<0.00010	<0.00010	<0.00010	<0.00010
Molybdenum	0.20	0.042	0.022	0.014	0.016	0.016	<0.010	<0.010
Nickel	<0.010	<0.010	<0.010	<0.010	<0.010	<0.010	<0.010	<0.010
Nitrate as N	<1.0	<1.0	<1.0	<1.0	<1.0	<1.0	<1.0	<1.0
Nitrite as N	<0.025	<0.025	<0.025	<0.025	<0.025	<0.025	<0.025	<0.025
pH, stu	8.24	8.27	8.13	8.11	8.49	7.69	7.72	8.00
Phosphorus	<0.50	<0.50	<0.50	<0.50	<0.50	<0.50	<0.50	<0.50
Potassium	35	19	18	13	8.0	5.5	4.6	3.5
Scandium	<0.10	<0.10	<0.10	<0.10	<0.10	<0.10	<0.10	<0.10
Selenium	0.026	0.0050	<0.0050	<0.0050	<0.0050	<0.0050	0.0060	<0.0050
Silver	<0.0050	<0.0050	<0.0050	<0.0050	<0.0050	<0.0050	<0.0050	<0.0050
Sodium	57	16	8.0	2.8	1.6	1.1	0.90	0.80
Strontium	1.0	0.23	0.32	0.30	0.30	0.25	0.32	0.26
Sulfate	380	30	36	75	37	40	84	54
Thallium	<0.0010	<0.0010	<0.0010	<0.0010	<0.0010	<0.0010	<0.0010	<0.0010
Tin	<0.10	<0.10	<0.10	<0.10	<0.10	<0.10	<0.10	<0.10
Titanium	<0.10	<0.10	<0.10	<0.10	<0.10	<0.10	<0.10	<0.10
Total Dissolved Solids	800	180	180	210	170	130	170	160
Uranium	0.018	0.067	0.17	0.018	0.025	0.025	0.016	0.019
Vanadium	0.022	<0.010	<0.010	<0.010	<0.010	<0.010	<0.010	<0.010
Zinc	<0.010	<0.010	<0.010	<0.010	<0.010	<0.010	<0.010	<0.010
Cations, meq/L	11.5	2.74	2.89	2.52	2.32	2.07	2.53	2.15
Anions, meq/L	11.8	2.77	2.83	3.25	2.76	2.06	2.56	2.28
Balance, %	1.3	<1.0	1.1	13	8.6	<1.0	<1.0	3.0
WET Lab Report #	1101453	1102081	1102180	1103017	1103402	1104345	1105313	1106342

Table . - Profile II Analytical Results, HC Extracts,
Copper Flat Project, Sample 604 669

	Extract Week							
Analysis, mg/L	Week 24	Week 28	Week 32	Week 36	Week 40	Week 44	Week 48	Week 52
Alkalinity, $CaCO_3$	32	31	41	34	20	5.2	30	30
CO_3, $CaCO_3$	<1.0	<1.0	<1.0	<1.0	<1.0	<1.0	<1.0	<1.0
HCO_3	40	38	51	41	25	6.3	37	37
Aluminum	<0.045	<0.045	<0.045	<0.045	<0.045	0.070	<0.045	<0.045
Antimony	<0.0025	<0.0025	<0.0025	<0.0025	<0.0025	<0.0025	<0.0025	<0.0025
Arsenic	<0.0050	<0.0050	<0.0050	<0.0050	<0.0050	<0.0050	<0.0050	<0.0050
Barium	0.012	0.011	<0.010	0.010	<0.010	0.12	<0.010	<0.010
Beryllium	<0.0010	<0.0010	<0.0010	<0.0010	<0.0010	<0.0010	<0.0010	<0.0010
Bismuth	<0.10	<0.10	<0.10	<0.10	<0.10	<0.10	<0.10	<0.10
Boron	<0.10	<0.10	<0.10	<0.10	<0.10	<0.10	<0.10	<0.10
Cadmium	<0.0010	0.0011	<0.0010	<0.0010	<0.0010	<0.0010	<0.0010	<0.0010
Calcium	36	34	30	27	22	8.6	19	16
Chloride	<1.00	<1.00	<1.00	<1.00	<1.00	<1.00	<1.00	<1.00
Chromium	<0.0050	<0.0050	<0.0050	<0.0050	<0.0050	<0.0050	<0.0050	<0.0050
Cobalt	<0.010	<0.010	<0.010	<0.010	<0.010	<0.010	<0.010	<0.010
Copper	<0.050	<0.050	<0.050	<0.050	<0.050	<0.050	<0.050	<0.050
Fluoride	0.78	0.66	0.74	0.66	0.64	0.11	0.33	0.39
Gallium	<0.10	<0.10	<0.10	<0.10	<0.10	<0.10	<0.10	<0.10
Iron	<0.010	<0.010	<0.010	<0.050	<0.010	<0.050	<0.010	<0.050
Lead	<0.0025	<0.0025	<0.0025	<0.0025	<0.0025	<0.0025	<0.0025	<0.0025
Lithium	<0.10	<0.10	<0.10	<0.10	<0.10	<0.10	<0.10	<0.10
Magnesium	5.8	5.4	5.1	4.9	4.0	1.7	3.6	3.2
Manganese	0.66	0.67	0.67	0.83	0.71	0.28	0.82	0.73
Mercury	<0.00010	<0.00010	<0.00010	<0.00010	<0.00010	<0.00010	<0.00010	<0.00010
Molybdenum	<0.010	0.011	0.012	<0.010	<0.050	<0.010	0.019	<0.010
Nickel	<0.010	<0.010	<0.010	<0.010	<0.010	<0.010	<0.010	<0.010
Nitrate as N	<1.0	<1.0	<1.0	<1.0	<1.0	<1.0	<1.0	<1.0
Nitrite as N	<0.025	<0.025	<0.025	<0.025	<0.025	<0.025	<0.025	<0.025
pH, stu	7.27	7.45	7.74	7.48	7.38	6.85	7.43	7.18
Phosphorus	<0.50	<0.50	<0.50	<0.50	<0.50	<0.50	<0.50	<0.50
Potassium	3.0	2.4	2.3	1.7	1.6	<0.50	1.5	1.1
Scandium	<0.10	<0.10	<0.10	<0.10	<0.10	<0.10	<0.10	<0.10
Selenium	0.0054	<0.0050	<0.0050	<0.0050	<0.0050	<0.0050	<0.0050	<0.0050
Silver	<0.0050	<0.0050	<0.0050	<0.0050	<0.0050	<0.0050	<0.0050	<0.0050
Sodium	0.78	0.79	0.62	<0.50	0.62	1.8	<0.50	<0.50
Strontium	0.29	0.25	0.21	0.20	0.16	<0.10	0.14	0.10
Sulfate	89	76	53	60	48	24	33	23
Thallium	<0.0010	<0.0010	<0.0010	<0.0010	<0.0010	<0.0010	<0.0010	<0.0010
Tin	<0.10	<0.10	<0.10	<0.10	<0.10	<0.10	<0.10	<0.10
Titanium	<0.10	<0.10	<0.10	<0.10	<0.10	<0.10	<0.10	<0.10
Total Dissolved Solids	170	140	120	130	100	40	88	51
Uranium	<0.010	<0.010	<0.010	<0.010	<0.010	<0.010	<0.010	<0.010
Vanadium	<0.010	<0.010	<0.010	<0.010	<0.010	<0.010	<0.010	<0.010
Zinc	0.020	<0.010	<0.010	<0.010	<0.010	<0.010	0.011	0.039
Cations, meq/L	2.41	2.26	2.03	1.82	1.52	0.67	1.31	1.12
Anions, meq/L	2.55	2.24	1.98	1.96	1.44	0.61	1.31	1.11
Balance, %	2.8	<1.0	1.2	3.5	2.6	4.4	<1.0	<1.0
WET Lab Report #	1107281	1108216	1109159	1110123	1111082	1112047	1112489	1201427

Table . - Profile II Analytical Results, HC Extracts,
Copper Flat Project, Sample 604 669

	Extract Week	
Analysis, mg/L	Week 56	Week 60
Alkalinity, $CaCO_3$	19	27
CO_3, $CaCO_3$	<1.0	<1.0
HCO_3	24	33
Aluminum	<0.045	<0.045
Antimony	<0.0025	<0.0025
Arsenic	<0.0050	<0.0050
Barium	<0.010	<0.010
Beryllium	<0.0010	<0.0010
Bismuth	<0.10	<0.10
Boron	<0.10	<0.10
Cadmium	<0.0010	<0.0010
Calcium	16	16
Chloride	<1.00	<1.00
Chromium	<0.0050	<0.0050
Cobalt	<0.010	<0.010
Copper	<0.050	<0.050
Fluoride	0.46	0.37
Gallium	<0.10	<0.10
Iron	<0.010	<0.010
Lead	<0.0025	<0.0025
Lithium	<0.10	<0.10
Magnesium	3.5	3.4
Manganese	0.86	1.0
Mercury	<0.00010	<0.00010
Molybdenum	<0.010	<0.010
Nickel	<0.010	<0.010
Nitrate as N	<1.0	<1.0
Nitrite as N	<0.025	<0.025
pH, stu	7.04	7.57
Phosphorus	<0.50	<0.50
Potassium	1.1	0.90
Scandium	<0.10	<0.10
Selenium	<0.0050	<0.0050
Silver	<0.0050	<0.0050
Sodium	<0.50	<0.50
Strontium	0.12	0.12
Sulfate	37	33
Thallium	<0.0010	<0.0010
Tin	<0.10	<0.10
Titanium	<0.10	<0.10
Total Dissolved Solids	100	85
Uranium	<0.010	<0.010
Vanadium	<0.010	<0.010
Zinc	<0.010	0.012
Cations, meq/L	1.15	1.14
Anions, meq/L	1.19	1.25
Balance, %	1.8	4.6
WET Lab Report #	1202374	1203479

Table . - Profile II Analytical Results, HC Extracts,
Copper Flat Project, Sample 604 673

	Extract Week							
Analysis, mg/L	Week 0	Week 1	Week 2	Week 4	Week 8	Week 12	Week 16	Week 20
Alkalinity, $CaCO_3$	76	70	67	52	31	8.0	6.1	4.7
CO_3, $CaCO_3$	5.9	2.0	<1.0	<1.0	<1.0	<1.0	<1.0	<1.0
HCO_3	81	82	82	64	38	9.8	7.4	5.7
Aluminum	<0.045	<0.045	<0.045	<0.045	<0.045	<0.045	<0.045	<0.045
Antimony	<0.0025	<0.0025	<0.0025	<0.0025	<0.0025	<0.0025	<0.0025	<0.0025
Arsenic	<0.0050	<0.0050	<0.0050	<0.0050	<0.0050	<0.0050	<0.0050	<0.0050
Barium	<0.010	0.019	0.029	0.049	0.059	0.038	0.034	0.035
Beryllium	<0.0010	<0.0010	<0.0010	<0.0010	<0.0010	<0.0010	<0.0010	<0.0010
Bismuth	<0.10	<0.10	<0.10	<0.10	<0.10	<0.10	<0.10	<0.10
Boron	0.11	0.13	<0.10	<0.10	<0.10	<0.10	<0.10	<0.10
Cadmium	<0.0010	<0.0010	<0.0010	<0.0010	<0.0010	<0.0010	<0.0010	<0.0010
Calcium	52	25	20	21	18	12	9.3	7.0
Chloride	17	1.5	<1.0	<1.0	<1.00	<1.00	<1.00	<1.00
Chromium	<0.0050	<0.0050	<0.0050	<0.0050	<0.0050	<0.0050	<0.0050	<0.0050
Cobalt	<0.010	<0.010	<0.010	<0.010	<0.010	<0.010	<0.010	<0.010
Copper	<0.050	<0.050	<0.050	<0.050	<0.050	<0.050	<0.050	<0.050
Fluoride	3.2	2.0	1.6	1.1	0.54	0.34	0.32	0.33
Gallium	<0.10	<0.10	<0.10	<0.10	<0.10	<0.10	<0.10	<0.10
Iron	<0.010	<0.010	<0.010	<0.010	<0.010	<0.010	<0.010	<0.010
Lead	<0.0025	<0.0025	<0.0025	<0.0025	<0.0025	<0.0025	<0.0025	<0.0025
Lithium	<0.10	<0.10	<0.10	<0.10	<0.10	<0.10	<0.10	<0.10
Magnesium	7.6	4.0	3.2	3.3	2.4	1.5	1.2	0.95
Manganese	<0.0050	0.010	0.014	0.020	0.016	0.017	0.033	0.019
Mercury	0.00032	<0.00010	<0.00010	<0.00010	<0.00010	<0.00010	<0.00010	<0.00010
Molybdenum	0.26	0.094	0.057	0.051	0.042	0.024	0.018	0.014
Nickel	<0.010	<0.010	<0.010	<0.010	<0.010	<0.010	<0.010	<0.010
Nitrate as N	<1.0	<1.0	<1.0	<1.0	<1.0	<1.0	<1.0	<1.0
Nitrite as N	0.20	<0.025	<0.025	<0.025	<0.025	<0.025	<0.025	<0.025
pH, stu	8.50	8.33	7.98	7.85	6.52	6.82	6.96	6.98
Phosphorus	<0.50	<0.50	<0.50	<0.50	<0.50	<0.50	<0.50	<0.50
Potassium	19	16	12	12	6.4	3.2	2.4	2.1
Scandium	<0.10	<0.10	<0.10	<0.10	<0.10	<0.10	<0.10	<0.10
Selenium	0.010	0.0062	<0.0050	<0.0050	<0.0050	<0.0050	<0.0050	<0.0050
Silver	<0.0050	<0.0050	<0.0050	<0.0050	<0.0050	<0.0050	<0.0050	<0.0050
Sodium	29	21	12	4.7	1.5	0.84	0.71	0.66
Strontium	0.38	0.23	0.19	0.19	0.16	0.10	<0.10	<0.10
Sulfate	140	60	38	32	31	31	26	20
Thallium	<0.0010	<0.0010	<0.0010	<0.0010	<0.0010	<0.0010	<0.0010	<0.0010
Tin	<0.10	<0.10	<0.10	<0.10	<0.10	<0.10	<0.10	<0.10
Titanium	<0.10	<0.10	<0.10	<0.10	<0.10	<0.10	<0.10	<0.10
Total Dissolved Solids	350	190	140	150	110	56	48	62
Uranium	0.057	0.057	0.055	0.034	0.015	<0.010	<0.010	<0.010
Vanadium	0.017	<0.010	<0.010	<0.010	<0.010	<0.010	<0.010	<0.010
Zinc	<0.010	<0.010	<0.010	<0.010	<0.010	<0.010	<0.010	<0.010
Cations, meq/L	4.97	2.90	2.09	1.83	1.33	0.84	0.66	0.51
Anions, meq/L	5.09	2.81	2.22	1.77	1.30	0.82	0.68	0.53
Balance, %	1.2	1.6	3.0	1.6	1.1	1.0	1.7	1.6
WET Lab Report #	1101435	1102063	1102168	1102331	1103402	1104345	1105313	1106342

Table . - Profile II Analytical Results, HC Extracts,
Copper Flat Project, Sample 604 673

	Extract Week							
Analysis, mg/L	Week 24	Week 28	Week 32	Week 36	Week 40	Week 44	Week 48	Week 52
Alkalinity, $CaCO_3$	2.0	1.5	<1.0	1.0	1.1	1.4	<1.0	<1.0
CO_3, $CaCO_3$	<1.0	<1.0	<1.0	<1.0	<1.0	<1.0	<1.0	<1.0
HCO_3	2.4	1.8	<1.0	1.3	1.3	1.7	<1.0	<1.0
Aluminum	<0.045	<0.045	<0.045	<0.045	<0.045	<0.045	<0.045	<0.045
Antimony	<0.0025	<0.0025	<0.0025	<0.0025	<0.0025	<0.0025	<0.0025	<0.0025
Arsenic	<0.0050	<0.0050	<0.0050	<0.0050	<0.0050	<0.0050	<0.0050	<0.0050
Barium	0.048	0.041	0.048	0.050	0.047	0.048	0.047	0.044
Beryllium	<0.0010	<0.0010	<0.0010	<0.0010	<0.0010	<0.0010	<0.0010	<0.0010
Bismuth	<0.10	<0.10	<0.10	<0.10	<0.10	<0.10	<0.10	<0.10
Boron	<0.10	<0.10	<0.10	<0.10	<0.10	<0.10	<0.10	<0.10
Cadmium	<0.0010	<0.0050	<0.0050	<0.0010	<0.0010	<0.0010	<0.0010	<0.0010
Calcium	8.3	8.8	7.4	6.7	6.6	5.3	5.6	5.5
Chloride	<1.00	<1.00	<1.00	<1.00	<1.00	<1.00	<1.00	<1.00
Chromium	<0.0050	<0.0050	<0.0050	<0.0050	<0.0050	<0.0050	<0.0050	<0.0050
Cobalt	<0.010	<0.010	<0.010	<0.010	<0.010	<0.010	<0.010	<0.010
Copper	<0.050	<0.050	<0.050	<0.050	<0.050	<0.050	0.13	0.097
Fluoride	0.43	0.55	0.55	0.51	0.49	0.40	0.40	0.41
Gallium	<0.10	<0.10	<0.10	<0.10	<0.10	<0.10	<0.10	<0.10
Iron	<0.010	<0.010	<0.010	<0.010	<0.010	<0.010	<0.010	<0.010
Lead	<0.0025	<0.0025	<0.0025	<0.0025	<0.0025	<0.0025	<0.0025	<0.0025
Lithium	<0.10	<0.10	<0.10	<0.10	<0.10	<0.10	<0.10	<0.10
Magnesium	1.1	1.2	1.0	0.98	0.89	0.74	0.78	0.79
Manganese	0.024	0.061	0.044	0.037	0.050	0.024	0.028	0.025
Mercury	<0.00010	<0.00010	<0.00010	<0.00010	<0.00010	<0.00010	<0.00010	<0.00010
Molybdenum	0.018	0.015	0.015	0.016	0.015	0.012	<0.010	<0.010
Nickel	<0.010	<0.010	<0.010	<0.010	<0.010	<0.010	<0.010	<0.010
Nitrate as N	<1.0	<1.0	<1.0	<1.0	<1.0	<1.0	<1.0	<1.0
Nitrite as N	<0.025	<0.025	<0.025	<0.025	<0.025	<0.025	<0.025	<0.025
pH, stu	6.35	6.22	6.14	6.06	6.29	6.33	5.89	5.92
Phosphorus	<0.50	<0.50	<0.50	<0.50	<0.50	<0.50	<0.50	<0.50
Potassium	2.2	1.9	1.8	1.5	1.5	1.2	1.4	1.2
Scandium	<0.10	<0.10	<0.10	<0.10	<0.10	<0.10	<0.10	<0.10
Selenium	<0.0050	<0.0050	<0.0050	<0.0050	<0.0050	<0.0050	<0.0050	<0.0050
Silver	<0.0050	<0.0050	<0.0050	<0.0050	<0.0050	<0.0050	<0.0050	<0.0050
Sodium	0.73	0.74	0.55	<0.50	0.59	0.52	0.51	<0.50
Strontium	<0.10	<0.10	<0.10	<0.10	<0.10	<0.10	<0.10	<0.10
Sulfate	28	29	23	22	19	14	16	15
Thallium	<0.0010	<0.0010	<0.0010	<0.0010	<0.0010	<0.0010	<0.0010	<0.0010
Tin	<0.10	<0.10	<0.10	<0.10	<0.10	<0.10	<0.10	<0.10
Titanium	<0.10	<0.10	<0.10	<0.10	<0.10	<0.10	<0.10	<0.10
Total Dissolved Solids	29	51	47	38	40	28	62	32
Uranium	<0.010	<0.010	<0.010	<0.010	<0.010	<0.010	<0.010	<0.010
Vanadium	<0.010	<0.010	<0.010	<0.010	<0.010	<0.010	<0.010	<0.010
Zinc	0.010	<0.010	0.017	0.013	0.021	0.014	0.017	0.016
Cations, meq/L	0.59	0.62	0.52	0.46	0.47	0.38	0.41	0.37
Anions, meq/L	0.64	0.66	0.51	0.51	0.44	0.34	0.35	0.33
Balance, %	4.1	3.2	1.5	5.3	2.9	5.5	7.0	5.7
WET Lab Report #	1107281	1108216	1109159	1110123	1111082	1112047	1112489	1201427

Table . - Profile II Analytical Results, HC Extracts,
Copper Flat Project, Sample 604 673

	Extract Week							
Analysis, mg/L	Week 56	Week 60	Week 64	Week 68	Week 72	Week 76	Week 80	Week 84
Alkalinity, $CaCO_3$	<1.0	<1.0	<1.0	<1.0	<1.0	<1.0	<1.0	<1.0
CO_3, $CaCO_3$	<1.0	<1.0	<1.0	<1.0	<1.0	<1.0	<1.0	<1.0
HCO_3	1.2	1.0	<1.0	<1.0	<1.0	<1.0	<1.0	<1.0
Aluminum	<0.045	<0.045	0.053	0.079	0.13	0.15	0.14	0.16
Antimony	<0.0025	<0.0025	<0.0025	<0.0025	<0.0025	<0.0025	<0.0025	<0.0025
Arsenic	<0.0050	<0.0050	<0.010	<0.0050	<0.0050	<0.0050	<0.040	<0.0050
Barium	0.054	0.054	0.054	0.077	0.068	0.068	0.059	0.070
Beryllium	<0.0010	<0.0010	<0.0010	<0.0010	<0.0010	<0.0010	<0.0010	<0.0010
Bismuth	<0.10	<0.10	<0.10	<0.10	<0.10	<0.10	<0.10	<0.10
Boron	<0.10	<0.10	<0.10	<0.10	<0.10	<0.10	<0.10	<0.10
Cadmium	<0.0010	<0.0010	<0.0010	<0.0010	<0.0010	<0.0010	<0.0010	0.0012
Calcium	6.1	5.7	5.6	7.6	7.4	7.3	6.3	7.3
Chloride	<1.00	<1.00	<1.00	<1.00	<1.00	<1.00	<1.00	<1.00
Chromium	<0.0050	<0.0050	<0.0050	<0.0050	<0.0050	<0.0050	<0.0050	<0.0050
Cobalt	<0.010	<0.010	<0.010	<0.010	<0.010	<0.010	<0.010	<0.010
Copper	0.20	0.24	0.36	0.55	0.77	0.87	0.93	1.2
Fluoride	0.32	0.37	0.31	0.31	0.39	0.52	0.54	0.40
Gallium	<0.10	<0.10	<0.10	<0.10	<0.10	<0.10	<0.10	<0.10
Iron	<0.010	<0.010	<0.010	<0.010	<0.010	<0.050	0.018	0.017
Lead	<0.0025	<0.0025	<0.0025	<0.0025	0.0034	<0.0025	<0.0025	0.0027
Lithium	<0.10	<0.10	<0.10	<0.10	<0.10	<0.10	<0.10	<0.10
Magnesium	0.92	0.83	0.81	1.1	1.0	1.0	0.90	1.0
Manganese	0.042	0.050	0.031	0.042	0.041	0.044	0.037	0.048
Mercury	<0.00010	<0.00010	<0.00010	<0.00010	<0.00010	<0.00010	<0.00010	<0.00010
Molybdenum	<0.010	<0.010	<0.010	<0.010	<0.010	<0.010	<0.010	<0.010
Nickel	<0.010	<0.010	<0.010	<0.010	<0.010	<0.010	<0.010	<0.010
Nitrate as N	<1.0	<1.0	<1.0	<1.0	<1.0	<1.0	<1.0	<1.0
Nitrite as N	<0.025	<0.025	<0.030	<0.030	<0.030	<0.025	<0.025	<0.025
pH, stu	5.46	5.96	5.70	5.44	5.42	5.41	4.92	5.17
Phosphorus	<0.50	<0.50	<0.50	<0.50	<0.50	<0.50	<0.50	<0.50
Potassium	1.2	0.92	0.90	1.1	<2.5	0.93	0.86	0.68
Scandium	<0.10	<0.10	<0.10	<0.10	<0.10	<0.10	<0.10	<0.10
Selenium	<0.0050	<0.0050	<0.010	<0.0050	<0.0050	<0.0050	<0.040	<0.0050
Silver	<0.0050	<0.0050	<0.0050	<0.0050	<0.0050	<0.0050	<0.0050	<0.0050
Sodium	<0.50	<0.50	<0.50	<0.50	<0.50	<0.50	0.53	<0.50
Strontium	<0.10	<0.10	<0.10	<0.10	<0.10	<0.10	<0.10	<0.10
Sulfate	18	18	22[1)]	25	23	27	28	28
Thallium	<0.0010	<0.0010	<0.0010	<0.0010	<0.0010	<0.0010	<0.0010	<0.0010
Tin	<0.10	<0.10	<0.10	<0.10	<0.10	<0.10	<0.10	<0.10
Titanium	<0.10	<0.10	<0.10	<0.10	<0.10	<0.10	<0.10	<0.10
Total Dissolved Solids	35	43	18	55	35	52	58	51
Uranium	<0.010	<0.010	<0.0050	<0.0050	0.0078	0.0072	0.0096	0.014
Vanadium	<0.010	<0.010	<0.010	<0.010	<0.010	<0.010	<0.010	<0.010
Zinc	0.028	0.031	0.030	0.046	0.044	0.048	0.040	0.050
Cations, meq/L	0.42	0.39	0.39	0.53	0.49	0.52	0.48	0.52
Anions, meq/L	0.41	0.41	0.41	0.54	0.50	0.59	0.61	0.60
Balance, %	<1.0	3.0	2.9	<1.0	<1.0	6.5	12	7.1
WET Lab Report #	1202374	1203479	1204385	1205361	1206343	1207261	1208181	1209076

1) Sulfate calculated from total sulfur result. The original sulfate analysis was higher than TDS result.

Table . - Profile II Analytical Results, HC Extracts,
Copper Flat Project, Sample 604 673

	Extract Week		
Analysis, mg/L	Week 88	Week 92	Week 96
Alkalinity, $CaCO_3$	<1.0	<1.0	<1.0
CO_3, $CaCO_3$	<1.0	<1.0	<1.0
HCO_3	<1.0	<1.0	<1.0
Aluminum	0.16	0.18	0.20
Antimony	<0.0025	<0.010	<0.0025
Arsenic	<0.0050	<0.025	<0.0050
Barium	0.12	0.068	0.080
Beryllium	<0.0010	<0.0010	<0.0010
Bismuth	<0.10	<0.10	<0.10
Boron	<0.10	<0.10	<0.10
Cadmium	<0.0010	<0.0010	<0.0010
Calcium	8.4	6.7	7.7
Chloride	<1.00	<1.00	<1.00
Chromium	<0.0050	<0.0050	<0.0050
Cobalt	<0.010	<0.010	<0.010
Copper	1.3	1.4	1.8
Fluoride	0.36	0.48	0.27
Gallium	<0.10	<0.10	<0.10
Iron	0.020	0.020	0.017
Lead	0.0026	0.0054	0.013
Lithium	<0.10	<0.10	<0.10
Magnesium	1.1	0.92	1.0
Manganese	0.051	0.048	0.051
Mercury	<0.00010	<0.0005	<0.00010
Molybdenum	<0.010	<0.010	<0.010
Nickel	<0.010	<0.010	<0.010
Nitrate as N	<1.0	<1.0	<1.0
Nitrite as N	<0.025	<0.025	<0.025
pH, stu	5.31	5.49	5.29
Phosphorus	<0.50	<0.50	<0.50
Potassium	1.0	0.84	0.88
Scandium	<0.10	<0.10	<0.10
Selenium	<0.0050	<0.025	<0.0050
Silver	<0.0050	<0.0050	<0.0050
Sodium	<0.50	<0.50	0.99
Strontium	<0.10	<0.10	<0.10
Sulfate	31	26	27
Thallium	<0.0010	<0.0050	<0.0010
Tin	<0.10	<0.10	<0.10
Titanium	<0.10	<0.10	<0.10
Total Dissolved Solids	63	34	65
Uranium	0.014	0.016	0.025
Vanadium	<0.010	<0.010	<0.010
Zinc	0.052	0.058	0.060
Cations, meq/L	0.60	0.50	0.62
Anions, meq/L	0.66	0.57	0.58
Balance, %	5.2	6.2	3.3
WET Lab Report #	1210131	1211013	1211513

Table . - Profile II Analytical Results, HC Extracts,
Copper Flat Project, Sample 604 767

	Extract Week							
Analysis, mg/L	Week 0	Week 1	Week 2	Week 4	Week 8	Week 12	Week 16	Week 20
Alkalinity, $CaCO_3$	71	68	68	63	39	22	32	26
CO_3, $CaCO_3$	<1.0	<1.0	<1.0	<1.0	<1.0	<1.0	<1.0	<1.0
HCO_3	87	83	83	77	47	27	39	31
Aluminum	<0.045	<0.045	<0.045	<0.045	<0.045	<0.045	<0.045	<0.045
Antimony	0.0028	<0.0025	<0.0025	<0.0025	<0.0025	<0.0025	<0.0025	<0.0025
Arsenic	<0.010	<0.0050	<0.0050	<0.0050	<0.0050	<0.0050	<0.0050	<0.0050
Barium	0.012	0.024	0.028	0.048	0.036	0.039	0.036	0.035
Beryllium	<0.0010	<0.0010	<0.0010	<0.0010	<0.0010	<0.0010	<0.0010	<0.0010
Bismuth	<0.10	<0.10	<0.10	<0.10	<0.10	<0.10	<0.10	<0.10
Boron	0.27	0.16	<0.10	<0.10	<0.10	<0.10	<0.10	<0.10
Cadmium	<0.0010	<0.0010	<0.0010	<0.0010	<0.0010	<0.0010	<0.0010	<0.0010
Calcium	220	69	44	45	44	48	35	32
Chloride	44	2.9	<1.0	<1.0	<1.00	<1.00	<1.00	<1.00
Chromium	<0.0050	<0.0050	<0.0050	<0.0050	<0.0050	<0.0050	<0.0050	<0.0050
Cobalt	0.023	<0.010	<0.010	<0.010	<0.010	<0.010	<0.010	<0.010
Copper	<0.050	<0.050	<0.050	<0.050	<0.050	<0.050	<0.050	<0.050
Fluoride	4.2	3.6	2.6	2.4	1.8	2.3	2.3	2.5
Gallium	<0.10	<0.10	<0.10	<0.10	<0.10	<0.10	<0.10	<0.10
Iron	<0.010	<0.010	<0.010	<0.010	<0.010	<0.010	<0.010	<0.010
Lead	<0.0025	<0.0025	<0.0025	<0.0025	<0.0025	<0.0025	<0.0025	<0.0025
Lithium	<0.10	<0.10	<0.10	<0.10	<0.10	<0.10	<0.10	<0.10
Magnesium	69	11	7.0	8.4	9.2	11	8.7	8.4
Manganese	1.6	0.46	0.40	0.50	0.58	0.59	0.52	0.40
Mercury	<0.00010	<0.00010	<0.00010	<0.00010	<0.00010	<0.00010	<0.00010	<0.00010
Molybdenum	<0.050	0.024	0.015	0.010	<0.010	<0.010	<0.010	<0.010
Nickel	0.012	<0.010	<0.010	<0.010	<0.010	<0.010	<0.010	<0.010
Nitrate as N	<1.0	<1.0	<1.0	<1.0	<1.0	<1.0	<1.0	<1.0
Nitrite as N	<0.025	<0.025	<0.025	<0.025	<0.025	<0.025	<0.025	<0.025
pH, stu	7.95	8.06	7.73	7.97	6.61	7.21	7.65	7.71
Phosphorus	<0.50	<0.50	<0.50	<0.50	<0.50	<0.50	<0.50	<0.50
Potassium	70	24	13	11	5.7	4.4	2.9	2.4
Scandium	<0.10	<0.10	<0.10	<0.10	<0.10	<0.10	<0.10	<0.10
Selenium	0.055	0.019	0.012	0.014	0.012	0.0063	<0.0050	<0.0050
Silver	<0.0050	<0.0050	<0.0050	<0.0050	<0.0050	<0.0050	<0.0050	<0.0050
Sodium	67	16	6.0	2.9	1.2	0.78	0.56	0.50
Strontium	2.2	0.53	0.33	0.35	0.34	0.39	0.28	0.26
Sulfate	920	170	98	85	110	130	89	91
Thallium	<0.0010	<0.0010	<0.0010	<0.0010	<0.0010	<0.0010	<0.0010	<0.0010
Tin	<0.10	<0.10	<0.10	<0.10	<0.10	<0.10	<0.10	<0.10
Titanium	<0.10	<0.10	<0.10	<0.10	<0.10	<0.10	<0.10	<0.10
Total Dissolved Solids	1,700	370	240	250	250	240	170	200
Uranium	<0.010	0.23	0.23	0.22	0.047	0.018	0.020	0.012
Vanadium	0.087	0.013	<0.010	<0.010	0.014	0.019	0.012	0.016
Zinc	0.060	0.012	0.018	0.024	0.022	0.016	0.019	0.015
Cations, meq/L	21.4	5.68	3.38	3.36	3.17	3.47	2.58	2.39
Anions, meq/L	22.0	5.17	3.54	3.16	3.16	3.27	2.61	2.53
Balance, %	1.4	4.6	2.3	3.1	<1.0	2.9	<1.0	3.0
WET Lab Report #	1101435	1102063	1102168	1102331	1103402	1104345	1105313	1106342

Table . - Profile II Analytical Results, HC Extracts,
Copper Flat Project, Sample 604 767

	Extract Week							
Analysis, mg/L	Week 24	Week 28	Week 32	Week 36	Week 40	Week 44	Week 48	Week 52
Alkalinity, $CaCO_3$	25	34	31	31	28	33	20	32
CO_3, $CaCO_3$	<1.0	<1.0	<1.0	<1.0	<1.0	<1.0	<1.0	<1.0
HCO_3	30	41	38	38	34	40	24	38
Aluminum	<0.045	<0.045	<0.045	<0.045	<0.045	<0.045	<0.045	<0.045
Antimony	<0.0025	<0.0025	<0.0025	<0.0025	<0.0025	<0.0025	<0.0025	<0.0025
Arsenic	<0.0050	<0.0050	<0.0050	<0.0050	<0.0050	<0.0050	<0.0050	<0.0050
Barium	0.034	0.044	0.041	0.034	0.032	0.037	0.029	0.027
Beryllium	<0.0010	<0.0010	<0.0010	<0.0010	<0.0010	<0.0010	<0.0010	<0.0010
Bismuth	<0.10	<0.10	<0.10	<0.10	<0.10	<0.10	<0.10	<0.10
Boron	<0.10	<0.10	<0.10	<0.10	<0.10	<0.10	<0.10	<0.10
Cadmium	<0.0010	<0.0010	<0.0010	<0.0010	<0.0010	<0.0010	<0.0010	<0.0010
Calcium	27	28	27	23	22	20	17	16
Chloride	<1.00	<1.00	<1.00	<1.00	<1.00	<1.00	<1.00	<1.00
Chromium	<0.0050	<0.0050	<0.0050	<0.0050	<0.0050	<0.0050	<0.0050	<0.0050
Cobalt	<0.010	<0.010	<0.010	<0.010	<0.010	<0.010	<0.010	<0.010
Copper	<0.050	<0.050	<0.050	<0.050	<0.050	<0.050	0.052	<0.050
Fluoride	2.6	2.5	2.3	2.2	2.2	1.8	1.7	1.7
Gallium	<0.10	<0.10	<0.10	<0.10	<0.10	<0.10	<0.10	<0.10
Iron	<0.010	<0.010	<0.010	<0.010	<0.010	<0.010	<0.010	<0.010
Lead	<0.0025	<0.0025	<0.0025	<0.0025	<0.0025	<0.0025	<0.0025	<0.0025
Lithium	<0.10	<0.10	<0.10	<0.10	<0.10	<0.10	<0.10	<0.10
Magnesium	7.4	7.3	7.8	6.8	6.1	5.7	4.7	5.1
Manganese	0.35	0.44	0.42	0.35	0.28	0.26	0.20	0.20
Mercury	<0.00010	<0.00010	<0.00010	<0.00010	<0.00010	<0.00010	<0.00010	<0.00010
Molybdenum	<0.010	<0.010	<0.010	<0.010	<0.010	<0.010	<0.010	<0.010
Nickel	<0.010	<0.010	<0.010	<0.010	<0.010	<0.010	<0.010	<0.010
Nitrate as N	<1.0	<1.0	<1.0	<1.0	<1.0	<1.0	<1.0	<1.0
Nitrite as N	<0.025	<0.025	<0.025	<0.025	<0.025	<0.025	<0.025	<0.025
pH, stu	7.18	7.55	7.53	7.34	7.44	7.54	7.36	7.26
Phosphorus	<0.50	<0.50	<0.50	<0.50	<0.50	<0.50	<0.50	<0.50
Potassium	2.2	1.9	1.8	1.3	1.4	1.1	1.1	0.97
Scandium	<0.10	<0.10	<0.10	<0.10	<0.10	<0.10	<0.10	<0.10
Selenium	<0.0050	<0.0050	<0.0050	<0.0050	<0.0050	<0.0050	<0.0050	<0.0050
Silver	<0.0050	<0.0050	<0.0050	<0.0050	<0.0050	<0.0050	<0.0050	<0.0050
Sodium	<0.50	0.50	<0.50	<0.50	<0.50	<0.50	<0.50	<0.50
Strontium	0.22	0.21	0.22	0.19	0.18	0.16	0.14	0.13
Sulfate	74	66	61	51	45	34	34	26
Thallium	<0.0010	<0.0010	<0.0010	<0.0010	<0.0010	<0.0010	<0.0010	<0.0010
Tin	<0.10	<0.10	<0.10	<0.10	<0.10	<0.10	<0.10	<0.10
Titanium	<0.10	<0.10	<0.10	<0.10	<0.10	<0.10	<0.10	<0.10
Total Dissolved Solids	120	120	130	100	56	63	77	61
Uranium	0.010	0.015	0.011	<0.010	<0.010	<0.010	<0.010	<0.010
Vanadium	<0.010	<0.010	<0.010	<0.010	<0.010	<0.010	<0.010	<0.010
Zinc	0.016	0.021	0.020	0.014	0.014	0.021	0.013	0.015
Cations, meq/L	2.03	2.08	2.05	1.75	1.65	1.51	1.27	1.25
Anions, meq/L	2.17	2.18	2.01	1.80	1.61	1.46	1.19	1.25
Balance, %	3.4	2.2	<1.0	1.3	1.1	1.6	3.3	<1.0
WET Lab Report #	1107281	1108216	1109159	1110123	1111082	1112047	1112489	1201427

Table . - Profile II Analytical Results, HC Extracts,
Copper Flat Project, Sample 604 767*

	Extract Week							
Analysis, mg/L	Week 56	Week 60	Week 64	Week 68	Week 72	Week 76	Week 80	Week 84
Alkalinity, $CaCO_3$	28	33	34	28	35	42	34	32
CO_3, $CaCO_3$	<1.0	<1.0	<1.0	<1.0	<1.0	<1.0	<1.0	<1.0
HCO_3	34	41	41	34	43	51	42	39
Aluminum	<0.045	<0.045	<0.045	<0.045	<0.045	<0.045	<0.045	<0.045
Antimony	<0.0025	<0.0025	<0.0025	<0.0025	<0.0025	<0.0025	<0.0025	<0.0025
Arsenic	<0.0050	<0.0050	<0.010	<0.0050	<0.0050	<0.0050	<0.0050	<0.0050
Barium	0.028	0.033	0.033	0.034	0.052	0.037	0.030	0.028
Beryllium	<0.0010	<0.0010	<0.0010	<0.0010	<0.0010	<0.0010	<0.0010	<0.0010
Bismuth	<0.10	<0.10	<0.10	<0.10	<0.10	<0.10	<0.10	<0.10
Boron	<0.10	<0.10	<0.10	<0.10	<0.10	<0.10	<0.10	<0.10
Cadmium	<0.0010	<0.0010	<0.0010	<0.0010	<0.0010	<0.0010	<0.0010	<0.0010
Calcium	16	15	15	15	17	17	15	14
Chloride	<1.00	<1.00	<1.00	<1.00	<1.00	<1.00	<1.00	<1.00
Chromium	<0.0050	<0.0050	<0.0050	<0.0050	<0.0050	<0.0050	<0.0050	<0.0050
Cobalt	<0.010	<0.010	<0.010	<0.010	<0.010	<0.010	<0.010	<0.010
Copper	<0.050	<0.050	<0.050	<0.050	<0.050	<0.050	<0.050	<0.050
Fluoride	1.6	1.8	1.9	1.5	1.6	1.7	1.9	1.8
Gallium	<0.10	<0.10	<0.10	<0.10	<0.10	<0.10	<0.10	<0.10
Iron	<0.010	<0.010	<0.010	<0.010	<0.010	<0.050	<0.010	<0.010
Lead	<0.0025	<0.0025	<0.0025	<0.0025	<0.0025	<0.0025	<0.0025	<0.0025
Lithium	<0.10	<0.10	<0.10	<0.10	<0.10	<0.10	<0.10	<0.10
Magnesium	5.1	4.8	4.5	4.6	5.4	5.2	4.6	4.3
Manganese	0.15	0.15	0.13	0.12	0.14	0.20	0.13	0.11
Mercury	<0.00010	<0.00010	<0.00010	<0.00010	<0.00010	<0.00010	<0.00010	<0.00010
Molybdenum	<0.010	<0.010	<0.010	<0.010	<0.010	<0.010	<0.010	<0.010
Nickel	<0.010	<0.010	<0.010	<0.010	<0.010	<0.010	<0.010	<0.010
Nitrate as N	<1.0	<1.0	<1.0	<1.0	<1.0	<1.0	<1.0	<1.0
Nitrite as N	<0.025	<0.025	<0.030	<0.030	<0.030	<0.025	<0.025	<0.025
pH, stu	7.14	7.70	7.39	6.67	7.54	7.40	7.54	7.25
Phosphorus	<0.50	<0.50	<0.50	<0.50	<0.50	<0.50	<0.50	<0.50
Potassium	0.87	<2.5	0.72	0.80	<2.5	0.63	<0.50	<0.50
Scandium	<0.10	<0.10	<0.10	<0.10	<0.10	<0.10	<0.10	<0.10
Selenium	<0.0050	<0.0050	<0.010	<0.0050	<0.0050	<0.0050	<0.0050	<0.0050
Silver	<0.0050	<0.0050	<0.0050	<0.0050	<0.0050	<0.0050	<0.0050	<0.0050
Sodium	<0.50	<0.50	<0.50	<0.50	<0.50	<0.50	<0.50	<0.50
Strontium	0.13	0.13	0.12	0.12	0.14	0.14	0.12	0.11
Sulfate	28	23	23	27	22	20	21	24
Thallium	<0.0010	<0.0010	<0.0010	<0.0010	<0.0010	<0.0010	<0.0010	<0.0010
Tin	<0.10	<0.10	<0.10	<0.10	<0.10	<0.10	<0.10	<0.10
Titanium	<0.10	<0.10	<0.10	<0.10	<0.10	<0.10	<0.10	<0.10
Total Dissolved Solids	61	70	74	70	62	79	72	73
Uranium	<0.010	<0.010	<0.0050	<0.0050	<0.0050	0.0053	<0.0050	<0.0050
Vanadium	<0.010	<0.010	<0.010	<0.010	<0.010	<0.010	<0.010	<0.010
Zinc	0.012	0.011	<0.010	<0.010	0.011	0.018	<0.010	<0.010
Cations, meq/L	1.25	1.15	1.14	1.15	1.30	1.30	1.13	1.06
Anions, meq/L	1.22	1.25	1.25	1.20	1.25	1.34	1.23	1.23
Balance, %	<1.0	4.0	4.6	2.0	2.0	1.6	4.0	7.7
WET Lab Report #	1202374	1203479	1204385	1205361	1206343	1207261	1208181	1209076

*Test Terminated after week 86 on 9/20/12.

Table . - Profile II Analytical Results, HC Extracts,
Copper Flat Project, Sample 604 787

	Extract Week							
Analysis, mg/L	Week 0	Week 1	Week 2	Week 4	Week 8	Week 12	Week 16	Week 20
Alkalinity, $CaCO_3$	71	91	88	68	69	58	57	56
CO_3, $CaCO_3$	<1.0	<1.0	<1.0	<1.0	<1.0	<1.0	<1.0	<1.0
HCO_3	86	110	110	83	84	71	69	68
Aluminum	<0.045	<0.045	<0.045	<0.045	<0.045	<0.045	<0.045	<0.045
Antimony	0.0030	<0.0025	<0.0025	<0.0025	<0.0025	<0.0025	<0.0025	<0.0025
Arsenic	<0.010	<0.0050	<0.0050	<0.0050	<0.0050	<0.0050	<0.0050	<0.0050
Barium	<0.010	<0.010	<0.010	<0.010	<0.010	0.010	0.010	0.010
Beryllium	<0.0010	<0.0010	<0.0010	<0.0010	<0.0010	<0.0010	<0.0010	<0.0010
Bismuth	<0.10	<0.10	<0.10	<0.10	<0.10	<0.10	<0.10	<0.10
Boron	<0.10	<0.10	<0.10	<0.10	<0.10	<0.10	<0.10	<0.10
Cadmium	<0.0010	<0.0010	<0.0010	<0.0010	<0.0010	<0.0010	<0.0010	<0.0010
Calcium	90	63	40	32	31	31	29	29
Chloride	14	2.2	<1.0	<1.0	<1.00	<1.00	<1.00	<1.00
Chromium	<0.0050	<0.0050	<0.0050	<0.0050	<0.0050	<0.0050	<0.0050	<0.0050
Cobalt	<0.010	<0.010	<0.010	<0.010	<0.010	<0.010	<0.010	<0.010
Copper	<0.050	<0.050	<0.050	<0.050	<0.050	<0.050	<0.050	<0.050
Fluoride	2.4	1.7	1.3	1.2	1.2	1.1	1.1	1.2
Gallium	<0.10	<0.10	<0.10	<0.10	<0.10	<0.10	<0.10	<0.10
Iron	<0.010	<0.010	<0.010	<0.010	<0.010	<0.010	<0.010	<0.010
Lead	<0.0025	<0.0025	<0.0025	<0.0025	<0.0025	<0.0025	<0.0025	<0.0025
Lithium	<0.10	<0.10	<0.10	<0.10	<0.10	<0.10	<0.10	<0.10
Magnesium	13	9.9	6.4	5.6	5.1	4.8	4.6	4.6
Manganese	0.024	0.094	0.083	0.062	0.086	0.11	0.096	0.092
Mercury	<0.00010	<0.00010	<0.00010	<0.00010	<0.00010	<0.00010	<0.00010	<0.00010
Molybdenum	0.33	0.084	0.039	0.027	0.022	0.020	0.017	0.018
Nickel	<0.010	<0.010	<0.010	<0.010	<0.010	<0.010	<0.010	<0.010
Nitrate as N	<1.0	<1.0	<1.0	<1.0	<1.0	<1.0	<1.0	<1.0
Nitrite as N	0.046	<0.025	<0.025	<0.025	<0.025	<0.025	<0.025	<0.025
pH, stu	8.06	8.01	7.58	8.00	6.91	7.55	7.91	7.99
Phosphorus	<0.50	<0.50	<0.50	<0.50	<0.50	<0.50	<0.50	<0.50
Potassium	8.5	9.3	6.4	5.9	4.4	3.9	2.7	2.4
Scandium	<0.10	<0.10	<0.10	<0.10	<0.10	<0.10	<0.10	<0.10
Selenium	0.016	0.013	0.0071	0.0057	<0.0050	<0.0050	<0.0050	<0.0050
Silver	<0.0050	<0.0050	<0.0050	<0.0050	<0.0050	<0.0050	<0.0050	<0.0050
Sodium	25	20	9.0	4.2	1.5	0.89	0.52	<0.50
Strontium	0.70	0.56	0.33	0.28	0.25	0.26	0.22	0.22
Sulfate	270	130	59	40	37	43	36	39
Thallium	<0.0010	<0.0010	<0.0010	<0.0010	<0.0010	<0.0010	<0.0010	<0.0010
Tin	<0.10	<0.10	<0.10	<0.10	<0.10	<0.10	<0.10	<0.10
Titanium	<0.10	<0.10	<0.10	<0.10	<0.10	<0.10	<0.10	<0.10
Total Dissolved Solids	510	310	190	140	120	130	120	120
Uranium	0.12	0.20	0.16	0.092	0.061	0.040	0.045	0.041
Vanadium	0.022	0.013	<0.010	<0.010	<0.010	<0.010	<0.010	<0.010
Zinc	<0.010	<0.010	<0.010	<0.010	<0.010	<0.010	<0.010	<0.010
Cations, meq/L	6.87	5.07	3.08	2.39	2.15	2.08	1.92	1.89
Anions, meq/L	7.55	4.66	3.10	2.26	2.21	2.12	1.94	1.99
Balance, %	4.8	4.2	<1.0	2.9	1.4	<1.0	<1.0	2.6
WET Lab Report #	1101435	1102063	1102168	1102331	1103402	1104345	1105313	1106342

Table . - Profile II Analytical Results, HC Extracts,
Copper Flat Project, Sample 604 787

	Extract Week							
Analysis, mg/L	Week 24	Week 28	Week 32	Week 36	Week 40	Week 44	Week 48	Week 52
Alkalinity, $CaCO_3$	52	56	46	59	58	51	35	35
CO_3, $CaCO_3$	<1.0	<1.0	<1.0	<1.0	<1.0	<1.0	<1.0	<1.0
HCO_3	64	68	56	72	71	62	43	43
Aluminum	<0.045	<0.045	<0.045	<0.045	<0.045	<0.045	<0.045	<0.045
Antimony	<0.0025	<0.0025	<0.0025	<0.0025	<0.0025	<0.0025	<0.0025	<0.0025
Arsenic	<0.0050	<0.0050	<0.0050	<0.0050	<0.0050	<0.0050	<0.0050	<0.0050
Barium	<0.010	0.012	<0.010	0.011	0.012	0.011	<0.010	0.011
Beryllium	<0.0010	<0.0010	<0.0010	<0.0010	<0.0010	<0.0010	<0.0010	<0.0010
Bismuth	<0.10	<0.10	<0.10	<0.10	<0.10	<0.10	<0.10	<0.10
Boron	<0.10	<0.10	<0.10	<0.10	<0.10	<0.10	<0.10	<0.10
Cadmium	<0.0010	<0.0010	<0.0010	<0.0010	<0.0010	<0.0010	<0.0010	<0.0010
Calcium	28	28	23	27	30	29	27	21
Chloride	<1.00	<1.00	<1.00	<1.00	<1.00	<1.00	<1.00	<1.00
Chromium	<0.0050	<0.0050	<0.0050	<0.0050	<0.0050	<0.0050	<0.0050	<0.0050
Cobalt	<0.010	<0.010	<0.010	<0.010	<0.010	<0.010	<0.010	<0.010
Copper	<0.050	<0.050	<0.050	<0.050	<0.050	<0.050	<0.050	<0.050
Fluoride	1.5	1.5	1.3	1.6	1.5	1.2	0.97	0.83
Gallium	<0.10	<0.10	<0.10	<0.10	<0.10	<0.10	<0.10	<0.10
Iron	<0.010	<0.010	<0.010	<0.050	<0.010	<0.010	<0.010	<0.010
Lead	<0.0025	<0.0025	<0.0025	<0.0025	<0.0025	<0.0025	<0.0025	<0.0025
Lithium	<0.10	<0.10	<0.10	<0.10	<0.10	<0.10	<0.10	<0.10
Magnesium	4.6	4.6	4.0	4.7	5.2	5.0	4.7	4.2
Manganese	0.070	0.066	0.065	0.088	0.12	0.077	0.059	0.038
Mercury	<0.00010	<0.00010	<0.00010	<0.00010	<0.00010	<0.00010	<0.00010	<0.00010
Molybdenum	0.023	0.024	0.023	0.027	0.027	0.027	0.028	0.020
Nickel	<0.010	<0.010	<0.010	<0.010	<0.010	<0.010	<0.010	<0.010
Nitrate as N	<1.0	<1.0	<1.0	<1.0	<1.0	<1.0	<1.0	<1.0
Nitrite as N	<0.025	<0.025	<0.025	<0.025	<0.025	<0.025	<0.025	<0.025
pH, stu	7.66	7.81	7.79	7.77	7.83	7.86	7.44	7.39
Phosphorus	<0.50	<0.50	<0.50	<0.50	<0.50	<0.50	<0.50	<0.50
Potassium	2.2	1.9	1.4	1.4	1.4	1.0	1.0	0.65
Scandium	<0.10	<0.10	<0.10	<0.10	<0.10	<0.10	<0.10	<0.10
Selenium	<0.0050	<0.0050	<0.0050	<0.0050	<0.0050	<0.0050	<0.0050	<0.0050
Silver	<0.0050	<0.0050	<0.0050	<0.0050	<0.0050	<0.0050	<0.0050	<0.0050
Sodium	<0.50	0.53	<0.50	<0.50	<0.50	<0.50	<0.50	<0.50
Strontium	0.21	0.19	0.16	0.19	0.19	0.18	0.17	0.12
Sulfate	39	32	26	26	27	37	42	31
Thallium	<0.0010	<0.0010	<0.0010	<0.0010	<0.0010	<0.0010	<0.0010	<0.0010
Tin	<0.10	<0.10	<0.10	<0.10	<0.10	<0.10	<0.10	<0.10
Titanium	<0.10	<0.10	<0.10	<0.10	<0.10	<0.10	<0.10	<0.10
Total Dissolved Solids	100	87	76	97	100	69	120	93
Uranium	0.035	0.033	0.026	0.026	0.032	0.020	0.010	<0.010
Vanadium	<0.010	<0.010	<0.010	<0.010	<0.010	<0.010	<0.010	<0.010
Zinc	<0.010	<0.010	<0.010	<0.010	0.012	<0.010	<0.010	<0.010
Cations, meq/L	1.83	1.85	1.52	1.77	1.97	1.89	1.76	1.41
Anions, meq/L	1.94	1.86	1.53	1.81	1.80	1.85	1.63	1.39
Balance, %	2.8	<1.0	<1.0	<1.0	4.3	<1.0	3.9	<1.0
WET Lab Report #	1107281	1108216	1109159	1110123	1111082	1112047	1112489	1201427

Table . - Profile II Analytical Results, HC Extracts,
Copper Flat Project, Sample 604 787

	Extract Week
Analysis, mg/L	Week 56[2)]
Alkalinity, $CaCO_3$	56
CO_3, $CaCO_3$	<1.0
HCO_3	68
Aluminum	<0.045
Antimony	<0.0025
Arsenic	<0.0050
Barium	<0.010
Beryllium	<0.0010
Bismuth	<0.10
Boron	<0.10
Cadmium	<0.0010
Calcium	26
Chloride	<1.00
Chromium	<0.0050
Cobalt	<0.010
Copper	<0.050
Fluoride	1.0
Gallium	<0.10
Iron	<0.010
Lead	<0.0025
Lithium	<0.10
Magnesium	5.7
Manganese	0.066
Mercury	<0.00010
Molybdenum	0.021
Nickel	<0.010
Nitrate as N	<1.0
Nitrite as N	<0.025
pH, stu	7.57
Phosphorus	<0.50
Potassium	0.71
Scandium	<0.10
Selenium	<0.0050
Silver	<0.0050
Sodium	<0.50
Strontium	0.17
Sulfate	30
Thallium	<0.0010
Tin	<0.10
Titanium	<0.10
Total Dissolved Solids	100
Uranium	0.013
Vanadium	<0.010
Zinc	<0.010
Cations, meq/L	1.79
Anions, meq/L	1.79
Balance, %	<1.0
WET Lab Report #	1202374

[2)] Test terminated on 2/24/12.

Table . - Profile II Analytical Results, HC Extracts,
Copper Flat Project, Sample 604 811

	Extract Week							
Analysis, mg/L	Week 0	Week 1	Week 2	Week 4	Week 8	Week 12	Week 16	Week 20
Alkalinity, $CaCO_3$	130	110	98	110	110	88	90	75
CO_3, $CaCO_3$	<1.0	3.7	<1.0	<1.0	<1.0	<1.0	<1.0	<1.0
HCO_3	160	130	120	140	130	110	110	91
Aluminum	<0.045	<0.045	<0.045	<0.045	<0.045	<0.045	<0.045	<0.045
Antimony	0.0033	<0.0025	<0.0025	<0.0025	<0.0025	<0.0025	<0.0025	<0.0025
Arsenic	0.0095	<0.0050	<0.0050	<0.0050	<0.0050	<0.0050	<0.0050	<0.0050
Barium	<0.010	<0.010	<0.010	<0.010	<0.010	<0.010	<0.010	<0.010
Beryllium	<0.0010	<0.0010	<0.0010	<0.0010	<0.0010	<0.0010	<0.0010	<0.0010
Bismuth	<0.10	<0.10	<0.10	<0.10	<0.10	<0.10	<0.10	<0.10
Boron	0.10	0.10	<0.10	<0.10	<0.10	<0.10	<0.10	<0.10
Cadmium	<0.0010	<0.0010	<0.0010	<0.0010	<0.0010	<0.0010	<0.0010	<0.0010
Calcium	100	41	38	42	40	38	36	31
Chloride	24	<1.0	<1.0	<1.0	<1.00	<1.00	<1.00	<1.00
Chromium	<0.0050	<0.0050	<0.0050	<0.0050	<0.0050	<0.0050	<0.0050	<0.0050
Cobalt	<0.010	<0.010	<0.010	<0.010	<0.010	<0.010	<0.010	<0.010
Copper	<0.050	<0.050	<0.050	<0.050	<0.050	<0.050	<0.050	<0.050
Fluoride	6.9	2.5	1.9	1.9	1.9	1.8	1.9	2.2
Gallium	<0.10	<0.10	<0.10	<0.10	<0.10	<0.10	<0.10	<0.10
Iron	<0.010	<0.010	<0.010	<0.010	<0.010	<0.010	<0.010	<0.010
Lead	<0.0025	<0.0025	<0.0025	<0.0025	<0.0025	<0.0025	<0.0025	<0.0025
Lithium	<0.10	<0.10	<0.10	<0.10	<0.10	<0.10	<0.10	<0.10
Magnesium	17	7.6	7.1	8.7	8.2	7.5	7.4	6.9
Manganese	<0.025	0.023	0.031	0.055	0.056	0.055	0.050	0.027
Mercury	<0.00010	<0.00010	<0.00010	<0.00010	<0.00010	<0.00010	<0.00010	<0.00010
Molybdenum	0.11	0.055	0.033	0.019	0.016	0.013	<0.010	<0.010
Nickel	<0.010	<0.010	<0.010	<0.010	<0.010	<0.010	<0.010	<0.010
Nitrate as N	<1.0	<1.0	<1.0	<1.0	<1.0	<1.0	<1.0	<1.0
Nitrite as N	0.37	<0.025	<0.025	<0.025	<0.025	<0.025	<0.025	<0.025
pH, stu	8.26	8.38	8.05	8.28	7.46	7.97	8.19	8.14
Phosphorus	<0.50	<0.50	<0.50	<0.50	<0.50	<0.50	<0.50	<0.50
Potassium	18	15	12	12	6.9	4.3	2.9	2.2
Scandium	<0.10	<0.10	<0.10	<0.10	<0.10	<0.10	<0.10	<0.10
Selenium	0.029	0.015	0.016	0.014	0.015	0.011	0.0068	0.0063
Silver	<0.0050	<0.0050	<0.0050	<0.0050	<0.0050	<0.0050	<0.0050	<0.0050
Sodium	47	19	7.8	2.9	1.1	0.58	<0.50	<0.50
Strontium	1.4	0.64	0.59	0.63	0.57	0.52	0.47	0.40
Sulfate	290	59	60	37	37	37	29	35
Thallium	<0.0010	<0.0010	<0.0010	<0.0010	<0.0010	<0.0010	<0.0010	<0.0010
Tin	<0.10	<0.10	<0.10	<0.10	<0.10	<0.10	<0.10	<0.10
Titanium	<0.10	<0.10	<0.10	<0.10	<0.10	<0.10	<0.10	<0.10
Total Dissolved Solids	700	230	220	200	180	160	140	140
Uranium	0.14	0.077	0.063	0.061	0.044	0.026	0.022	0.012
Vanadium	0.032	0.011	<0.010	<0.010	0.013	0.014	<0.050	0.012
Zinc	<0.010	<0.010	<0.010	<0.010	<0.010	<0.010	<0.010	<0.010
Cations, meq/L	8.89	3.88	3.13	3.25	2.90	2.65	2.48	2.17
Anions, meq/L	9.70	3.64	3.32	3.16	3.00	2.67	2.51	2.34
Balance, %	4.3	3.3	2.9	1.3	1.8	<1.0	<1.0	3.6
WET Lab Report #	1101435	1102063	1102168	1102331	1103402	1104345	1105313	1106342

Table . - Profile II Analytical Results, HC Extracts,
Copper Flat Project, Sample 604 811

	Extract Week					
Analysis, mg/L	Week 24	Week 28	Week 32	Week 36	Week 40	Week 44[2)]
Alkalinity, $CaCO_3$	89	90	89	84	78	69
CO_3, $CaCO_3$	<1.0	<1.0	<1.0	<1.0	<1.0	<1.0
HCO_3	110	110	110	100	96	84
Aluminum	<0.045	<0.045	<0.045	<0.045	<0.045	<0.045
Antimony	<0.0025	<0.0025	<0.0025	<0.0025	<0.0025	<0.0025
Arsenic	<0.0050	<0.0050	<0.0050	<0.0050	<0.0050	<0.0050
Barium	<0.010	<0.010	<0.010	<0.010	<0.010	<0.010
Beryllium	<0.0010	<0.0010	<0.0010	<0.0010	<0.0010	<0.0010
Bismuth	<0.10	<0.10	<0.10	<0.10	<0.10	<0.10
Boron	<0.10	<0.10	<0.10	<0.10	<0.10	<0.10
Cadmium	<0.0010	<0.0010	<0.0010	<0.0010	<0.0010	<0.0010
Calcium	33	36	35	29	30	25
Chloride	<1.00	<1.00	<1.00	<1.00	<1.00	<1.00
Chromium	<0.0050	<0.0050	<0.0050	<0.0050	<0.0050	<0.0050
Cobalt	<0.010	<0.010	<0.010	<0.010	<0.010	<0.010
Copper	<0.050	<0.050	<0.050	<0.050	<0.050	<0.050
Fluoride	2.3	2.3	2.3	2.2	2.2	1.8
Gallium	<0.10	<0.10	<0.10	<0.10	<0.10	<0.10
Iron	<0.010	<0.010	<0.010	<0.010	<0.010	<0.010
Lead	<0.0025	<0.0025	<0.0025	<0.0025	<0.0025	<0.0025
Lithium	<0.10	<0.10	<0.10	<0.10	<0.10	<0.10
Magnesium	7.8	8.4	8.8	7.8	8.0	6.6
Manganese	0.039	0.038	0.042	0.037	0.038	0.024
Mercury	<0.00010	<0.00010	<0.00010	<0.00010	<0.00010	<0.00010
Molybdenum	<0.010	<0.010	0.010	<0.010	<0.010	<0.010
Nickel	<0.010	<0.010	<0.010	<0.010	<0.010	<0.010
Nitrate as N	<1.0	<1.0	<1.0	<1.0	<1.0	<1.0
Nitrite as N	<0.025	<0.025	<0.025	<0.025	<0.025	<0.025
pH, stu	8.10	8.05	8.13	8.02	8.03	8.01
Phosphorus	<0.50	<0.50	<0.50	<0.50	<0.50	<0.50
Potassium	1.9	1.4	1.2	1.1	<2.5	0.72
Scandium	<0.10	<0.10	<0.10	<0.10	<0.10	<0.10
Selenium	<0.0050	<0.0050	<0.0050	<0.0050	<0.0050	<0.0050
Silver	<0.0050	<0.0050	<0.0050	<0.0050	<0.0050	<0.0050
Sodium	<0.50	<0.50	<0.50	0.64	<0.50	<0.50
Strontium	0.42	0.40	0.36	0.32	0.29	0.24
Sulfate	26	30	25	21	18	16
Thallium	<0.0010	<0.0010	<0.0010	<0.0010	<0.0010	<0.0010
Tin	<0.10	<0.10	<0.10	<0.10	<0.10	<0.10
Titanium	<0.10	<0.10	<0.10	<0.10	<0.10	<0.10
Total Dissolved Solids	120	110	120	130	110	47
Uranium	0.015	0.012	0.010	0.008	<0.010	<0.010
Vanadium	<0.010	<0.010	<0.010	0.012	0.010	<0.010
Zinc	<0.010	<0.010	<0.010	<0.010	<0.010	<0.010
Cations, meq/L	2.34	2.52	2.50	2.15	2.16	1.81
Anions, meq/L	2.47	2.55	2.44	2.19	2.06	1.80
Balance, %	2.6	<1.0	1.2	1.1	2.2	<1.0
WET Lab Report #	1107281	1108216	1109159	1110123	1111082	1112047

[2)] Test terminated on 12/09/11

Table . - Profile II Analytical Results, HC Extracts,
Copper Flat Project, Sample 604 854

	Extract Week							
Analysis, mg/L	Week 0	Week 1	Week 2	Week 4	Week 8	Week 12	Week 16	Week 20
Alkalinity, $CaCO_3$	91	110	85	70	92	35	46	56
CO_3, $CaCO_3$	<1.0	3.0	<1.0	<1.0	<1.0	<1.0	<1.0	<1.0
HCO_3	110	130	100	86	110	43	57	69
Aluminum	<0.045	<0.045	<0.045	<0.045	<0.045	<0.045	<0.045	<0.045
Antimony	0.0036	<0.0025	<0.0025	<0.0025	<0.0025	<0.0025	<0.0025	<0.0025
Arsenic	0.0067	<0.0050	<0.0050	<0.0050	<0.0050	<0.0050	<0.0050	<0.0050
Barium	<0.010	0.038	0.040	0.060	0.046	0.035	0.034	0.028
Beryllium	<0.0010	<0.0010	<0.0010	<0.0010	<0.0010	<0.0010	<0.0010	<0.0010
Bismuth	<0.10	<0.10	<0.10	<0.10	<0.10	<0.10	<0.10	<0.10
Boron	0.25	0.14	<0.10	<0.10	<0.10	<0.10	<0.10	<0.10
Cadmium	<0.0010	<0.0010	<0.0010	<0.0010	<0.0010	<0.0010	<0.0010	<0.0010
Calcium	110	54	46	59	45	48	39	28
Chloride	41	2.6	<1.0	<1.0	<1.00	<1.00	<1.00	<1.00
Chromium	<0.0050	<0.0050	<0.0050	<0.0050	<0.0050	<0.0050	<0.0050	<0.0050
Cobalt	<0.010	<0.010	<0.010	<0.010	<0.010	<0.010	<0.010	<0.010
Copper	0.14	<0.050	<0.050	<0.050	0.077	<0.050	<0.050	<0.050
Fluoride	4.6	2.6	1.8	1.9	2.3	1.9	2.1	2.6
Gallium	<0.10	<0.10	<0.10	<0.10	<0.10	<0.10	<0.10	<0.10
Iron	<0.010	<0.010	<0.010	<0.010	<0.010	0.033	<0.010	<0.010
Lead	<0.0025	<0.0025	<0.0025	<0.0025	<0.0025	<0.0025	<0.0025	<0.0025
Lithium	<0.10	<0.10	<0.10	<0.10	<0.10	<0.10	<0.10	<0.10
Magnesium	25	10	8.8	12	8.6	9.6	7.2	5.3
Manganese	0.13	0.086	0.096	0.17	0.22	0.18	0.18	0.14
Mercury	<0.00010	<0.00010	<0.00010	<0.00010	<0.00010	<0.00010	<0.00010	<0.00010
Molybdenum	0.13	0.060	0.036	0.022	0.022	0.028	0.027	0.022
Nickel	<0.010	<0.010	<0.010	<0.010	<0.010	<0.010	<0.010	<0.010
Nitrate as N	<1.0	<1.0	<1.0	<1.0	<1.0	<1.0	<1.0	<1.0
Nitrite as N	<0.025	<0.025	<0.025	<0.050	<0.025	<0.025	<0.025	<0.025
pH, stu	8.11	8.36	7.92	8.06	7.20	7.39	7.80	7.97
Phosphorus	<0.50	<0.50	<0.50	<0.50	<0.50	<0.50	<0.50	<0.50
Potassium	72	41	24	18	7.9	4.3	3.2	2.7
Scandium	<0.10	<0.10	<0.10	<0.10	<0.10	<0.10	<0.10	<0.10
Selenium	0.024	0.015	0.013	0.015	0.0076	<0.0050	<0.0050	<0.0050
Silver	<0.0050	<0.0050	<0.0050	<0.0050	<0.0050	<0.0050	<0.0050	<0.0050
Sodium	48	15	5.3	2.3	0.93	0.52	<0.50	<0.50
Strontium	1.7	0.91	0.70	0.82	0.55	0.46	0.35	0.24
Sulfate	380	120	99	130	64	120	78	40
Thallium	<0.0010	<0.0010	<0.0010	<0.0010	<0.0010	<0.0010	<0.0010	<0.0010
Tin	<0.10	<0.10	<0.10	<0.10	<0.10	<0.10	<0.10	<0.10
Titanium	<0.10	<0.10	<0.10	<0.10	<0.10	<0.10	<0.10	<0.10
Total Dissolved Solids	800	350	300	340	200	270	170	120
Uranium	0.029	0.048	0.036	0.016	<0.010	<0.010	<0.010	<0.010
Vanadium	0.054	0.013	<0.010	<0.050	0.013	0.014	<0.050	<0.010
Zinc	0.013	<0.010	<0.010	0.010	0.022	<0.010	0.010	0.012
Cations, meq/L	11.5	5.22	3.87	4.50	3.21	3.33	2.63	1.91
Anions, meq/L	11.1	4.94	3.79	4.22	3.26	3.30	2.67	2.10
Balance, %	1.6	2.8	<1.0	3.2	<1.0	<1.0	<1.0	4.8
WET Lab Report #	1101435	1102063	1102168	1102331	1103402	1104345	1105313	1106342

Table . - Profile II Analytical Results, HC Extracts,
Copper Flat Project, Sample 604 854

	Extract Week					
Analysis, mg/L	Week 24	Week 28	Week 32	Week 36	Week 40	Week 44[2)]
Alkalinity, $CaCO_3$	32	35	34	36	41	41
CO_3, $CaCO_3$	<1.0	<1.0	<1.0	<1.0	<1.0	<1.0
HCO_3	39	43	41	44	50	50
Aluminum	<0.045	0.046	<0.045	<0.045	<0.045	<0.045
Antimony	<0.0025	<0.0025	<0.0025	<0.0025	<0.0025	<0.0025
Arsenic	<0.0050	<0.0050	<0.0050	<0.0050	<0.0050	<0.0050
Barium	0.030	0.029	0.030	0.028	0.031	0.028
Beryllium	<0.0010	<0.0010	<0.0010	<0.0010	<0.0010	<0.0010
Bismuth	<0.10	<0.10	<0.10	<0.10	<0.10	<0.10
Boron	<0.10	<0.10	<0.10	<0.10	<0.10	<0.10
Cadmium	<0.0010	<0.0010	<0.0010	<0.0010	<0.0010	<0.0010
Calcium	30	29	25	23	26	23
Chloride	<1.00	<1.00	<1.00	<1.00	<1.00	<1.00
Chromium	<0.0050	<0.0050	<0.0050	<0.0050	<0.0050	<0.0050
Cobalt	<0.010	<0.010	<0.010	<0.010	<0.010	<0.010
Copper	<0.050	<0.050	<0.050	<0.050	<0.050	<0.050
Fluoride	2.5	2.3	2.2	2.3	2.3	1.8
Gallium	<0.10	<0.10	<0.10	<0.10	<0.10	<0.10
Iron	<0.010	<0.010	<0.010	<0.010	<0.010	<0.010
Lead	<0.0025	<0.0025	<0.0025	<0.0025	<0.0025	<0.0025
Lithium	<0.10	<0.10	<0.10	<0.10	<0.10	<0.10
Magnesium	6.0	5.8	5.5	5.4	6.0	5.4
Manganese	0.11	0.11	0.088	0.085	0.096	0.084
Mercury	<0.00010	<0.00010	<0.00010	<0.00010	<0.00010	<0.00010
Molybdenum	0.043	0.037	0.040	0.038	0.039	0.031
Nickel	<0.010	<0.010	<0.010	<0.010	<0.010	<0.010
Nitrate as N	<1.0	<1.0	<1.0	<1.0	<1.0	<1.0
Nitrite as N	<0.025	<0.025	<0.025	<0.025	<0.025	<0.025
pH, stu	7.34	7.47	7.57	7.46	7.70	7.73
Phosphorus	<0.50	<0.50	<0.50	<0.50	<0.50	<0.50
Potassium	2.3	1.8	1.8	1.5	1.4	1.3
Scandium	<0.10	<0.10	<0.10	<0.10	<0.10	<0.10
Selenium	<0.0050	<0.0050	<0.0050	<0.0050	<0.0050	<0.0050
Silver	<0.0050	<0.0050	<0.0050	<0.0050	<0.0050	<0.0050
Sodium	<0.50	<0.50	<0.50	<0.50	<0.50	<0.50
Strontium	0.22	0.19	0.16	0.15	0.14	0.13
Sulfate	65	56	49	45	35	32
Thallium	<0.0010	<0.0010	<0.0010	<0.0010	<0.0010	<0.0010
Tin	<0.10	<0.10	<0.10	<0.10	<0.10	<0.10
Titanium	<0.10	<0.10	<0.10	<0.10	<0.10	<0.10
Total Dissolved Solids	130	120	110	74	95	95
Uranium	<0.010	<0.010	<0.010	0.002	<0.010	<0.010
Vanadium	<0.010	<0.010	<0.010	<0.010	<0.010	<0.010
Zinc	<0.010	<0.010	<0.010	<0.010	0.011	<0.010
Cations, meq/L	2.05	1.98	1.75	1.63	1.83	1.63
Anions, meq/L	2.12	1.99	1.81	1.78	1.67	1.58
Balance, %	1.7	<1.0	1.6	4.3	4.6	1.5
WET Lab Report #	1107281	1108216	1109159	1110123	1111082	1112047

[2)] Test terminated on 12/09/11

Table . - Profile II Analytical Results, HC Extracts,
Copper Flat Project, Sample 604 862

	Extract Week							
Analysis, mg/L	Week 0	Week 1	Week 2	Week 4	Week 8	Week 12	Week 16	Week 20
Alkalinity, $CaCO_3$	120	150	130	110	120	92	140	190
CO_3, $CaCO_3$	<1.0	1.1	<1.0	<1.0	<1.0	<1.0	<1.0	<1.0
HCO_3	150	180	150	140	150	110	170	230
Aluminum	<0.045	<0.045	<0.045	<0.045	<0.045	<0.045	<0.045	<0.045
Antimony	<0.0025	<0.0025	<0.0025	<0.0025	<0.0025	<0.0025	<0.0025	<0.0025
Arsenic	<0.0050	<0.0050	<0.0050	<0.0050	<0.0050	<0.0050	<0.0050	<0.0050
Barium	<0.010	<0.010	<0.010	<0.010	0.010	<0.010	0.011	0.011
Beryllium	<0.0010	<0.0010	<0.0010	<0.0010	<0.0010	<0.0010	<0.0010	<0.0010
Bismuth	<0.10	<0.10	<0.10	<0.10	<0.10	<0.10	<0.10	<0.10
Boron	0.11	<0.10	<0.10	<0.10	<0.10	<0.10	<0.10	<0.10
Cadmium	<0.0010	<0.0010	<0.0010	<0.0010	<0.0010	<0.0010	<0.0010	<0.0010
Calcium	110	56	48	45	49	45	56	64
Chloride	18	<1.0	<1.0	<1.0	<1.00	<1.00	<1.00	<1.00
Chromium	<0.0050	<0.0050	<0.0050	<0.0050	<0.0050	<0.0050	<0.0050	<0.0050
Cobalt	<0.010	<0.010	<0.010	<0.010	<0.010	<0.010	<0.010	<0.010
Copper	<0.050	<0.050	<0.050	<0.050	<0.050	<0.050	<0.050	<0.050
Fluoride	4.4	3.6	3.0	2.6	2.3	2.6	2.3	2.6
Gallium	<0.10	<0.10	<0.10	<0.10	<0.10	<0.10	<0.10	<0.10
Iron	<0.010	<0.010	<0.010	<0.050	<0.010	<0.010	<0.010	<0.010
Lead	<0.0025	<0.0025	<0.0025	<0.0025	<0.0025	<0.0025	<0.0025	<0.0025
Lithium	<0.10	<0.10	<0.10	<0.10	<0.10	<0.10	<0.10	<0.10
Magnesium	22	12	9.7	9.2	9.0	8.2	9.2	9.8
Manganese	0.0088	<0.025	0.0096	0.014	0.022	0.025	0.041	0.064
Mercury	<0.00010	<0.00010	<0.00010	<0.00010	<0.00010	<0.00010	<0.00010	<0.00010
Molybdenum	0.11	0.043	0.034	0.024	0.017	0.014	<0.010	<0.010
Nickel	<0.010	<0.010	<0.010	<0.010	<0.010	<0.010	<0.010	<0.010
Nitrate as N	<1.0	<1.0	<1.0	<1.0	<1.0	<1.0	<1.0	<1.0
Nitrite as N	<0.025	<0.025	<0.025	<0.025	<0.025	<0.025	<0.025	<0.025
pH, stu	8.14	8.30	8.18	8.24	7.61	7.94	8.23	8.25
Phosphorus	<0.50	<0.50	<0.50	<0.50	<0.50	<0.50	<0.50	<0.50
Potassium	23	21	15	13	7.0	3.1	2.7	2.2
Scandium	<0.10	<0.10	<0.10	<0.10	<0.10	<0.10	<0.10	<0.10
Selenium	0.029	<0.0050	<0.0050	<0.0050	<0.0050	<0.0050	<0.0050	<0.0050
Silver	<0.0050	<0.0050	<0.0050	<0.0050	<0.0050	<0.0050	<0.0050	<0.0050
Sodium	53	13	4.4	1.6	0.80	0.53	0.54	0.54
Strontium	2.5	1.3	1.0	0.94	1.0	0.71	0.90	0.97
Sulfate	370	63	46	41	43	46	31	25
Thallium	<0.0010	<0.0010	<0.0010	<0.0010	<0.0010	<0.0010	<0.0010	<0.0010
Tin	<0.10	<0.10	<0.10	<0.10	<0.10	<0.10	<0.10	<0.10
Titanium	<0.10	<0.10	<0.10	<0.10	<0.10	<0.10	<0.10	<0.10
Total Dissolved Solids	770	280	240	210	200	220	190	230
Uranium	0.017	0.021	0.019	0.017	0.015	<0.010	<0.010	<0.010
Vanadium	0.042	0.016	<0.010	<0.010	0.016	0.012	0.015	0.017
Zinc	<0.010	<0.010	<0.010	<0.010	<0.010	<0.010	<0.010	<0.010
Cations, meq/L	10.2	4.88	3.77	3.41	3.40	3.02	3.65	4.08
Anions, meq/L	10.9	4.51	3.57	3.28	3.47	2.90	3.55	4.43
Balance, %	3.4	4.0	2.7	1.8	1.1	2.1	1.3	4.1
WET Lab Report #	1101435	1102063	1102168	1102331	1103402	1104345	1105313	1106342

Table . - Profile II Analytical Results, HC Extracts,
Copper Flat Project, Sample 604 862

	Extract Week					
Analysis, mg/L	Week 24	Week 28	Week 32	Week 36	Week 40	Week 44[2)]
Alkalinity, $CaCO_3$	190	210	230	220	230	220
CO_3, $CaCO_3$	<1.0	<1.0	<1.0	<1.0	<1.0	<1.0
HCO_3	230	250	280	270	290	260
Aluminum	<0.045	<0.045	<0.045	<0.045	<0.045	<0.045
Antimony	<0.0025	<0.0025	<0.0025	<0.0025	<0.0025	<0.0025
Arsenic	<0.0050	<0.0050	<0.0050	<0.0050	<0.0050	<0.0050
Barium	0.012	0.012	0.014	0.013	0.016	0.013
Beryllium	<0.0010	<0.0010	<0.0010	<0.0010	<0.0010	<0.0010
Bismuth	<0.10	<0.10	<0.10	<0.10	<0.10	<0.10
Boron	<0.10	<0.10	<0.10	<0.10	<0.10	<0.10
Cadmium	<0.0010	<0.0010	<0.0010	<0.0010	<0.0010	<0.0010
Calcium	72	80	80	81	95	79
Chloride	<1.00	<1.00	<1.00	<1.00	<2.0	<1.00
Chromium	<0.0050	<0.0050	<0.0050	<0.0050	<0.0050	<0.0050
Cobalt	<0.010	<0.010	<0.010	<0.010	<0.010	<0.010
Copper	<0.050	<0.050	<0.050	<0.050	<0.050	<0.050
Fluoride	2.7	2.6	2.6	2.6	2.5	2.2
Gallium	<0.10	<0.10	<0.10	<0.10	<0.10	<0.10
Iron	<0.010	<0.010	<0.010	<0.010	<0.010	<0.010
Lead	<0.0025	<0.0025	<0.0025	<0.0025	<0.0025	<0.0025
Lithium	<0.10	<0.10	<0.10	<0.10	<0.10	<0.10
Magnesium	10	11	11	10	12	10
Manganese	0.078	0.076	0.078	0.066	0.079	0.031
Mercury	<0.00010	<0.00010	<0.00010	<0.00010	<0.00010	<0.00010
Molybdenum	<0.010	<0.010	<0.010	<0.010	<0.010	<0.010
Nickel	<0.010	<0.010	<0.010	<0.010	<0.010	<0.010
Nitrate as N	<1.0	<1.0	<1.0	<1.0	<1.0	<1.0
Nitrite as N	<0.025	<0.025	<0.025	<0.025	<0.050	<0.025
pH, stu	8.16	8.05	8.14	8.06	7.99	8.15
Phosphorus	<0.50	<0.50	<0.50	<0.50	<0.50	<0.50
Potassium	1.9	1.6	1.5	1.4	1.3	1.1
Scandium	<0.10	<0.10	<0.10	<0.10	<0.10	<0.10
Selenium	<0.0050	<0.0050	<0.0050	<0.0050	<0.0050	<0.0050
Silver	<0.0050	<0.0050	<0.0050	<0.0050	<0.0050	<0.0050
Sodium	0.50	0.79	0.53	0.66	0.63	0.64
Strontium	0.91	0.82	0.83	0.70	0.68	0.55
Sulfate	25	24	17	18	15	12
Thallium	<0.0010	<0.0010	<0.0010	<0.0010	<0.0010	<0.0010
Tin	<0.10	<0.10	<0.10	<0.10	<0.10	<0.10
Titanium	<0.10	<0.10	<0.10	<0.10	<0.10	<0.10
Total Dissolved Solids	240	240	260	230	280	200
Uranium	<0.010	<0.010	<0.010	0.006	<0.010	<0.010
Vanadium	0.010	<0.010	0.012	0.015	0.014	0.012
Zinc	<0.010	<0.010	<0.010	<0.010	<0.010	<0.010
Cations, meq/L	4.49	4.98	4.96	4.93	5.79	4.82
Anions, meq/L	4.43	4.73	5.08	4.94	5.20	4.63
Balance, %	<1.0	2.5	1.2	<1.0	5.4	2.1
WET Lab Report #	1107281	1108216	1109159	1110123	1111082	1112047

[2)] Test terminated on 12/09/11

Table . - Profile II Analytical Results, HC Extracts,
Copper Flat Project, Sample 604 867

	Extract Week							
Analysis, mg/L	Week 0	Week 1	Week 2	Week 4	Week 8	Week 12	Week 16	Week 20
Alkalinity, $CaCO_3$	120	84	82	120	120	48	63	57
CO_3, $CaCO_3$	<1.0	<1.0	<1.0	<1.0	<1.0	<1.0	<1.0	<1.0
HCO_3	140	100	100	140	150	58	77	69
Aluminum	<0.22	<0.045	<0.045	<0.045	<0.045	<0.045	<0.045	<0.045
Antimony	<0.0025	<0.0025	<0.0025	<0.0025	<0.0025	<0.0025	<0.0025	<0.0025
Arsenic	<0.010	<0.0050	<0.0050	<0.0050	<0.0050	<0.0050	<0.0050	<0.0050
Barium	0.024	0.020	0.019	0.013	0.013	0.014	0.017	0.012
Beryllium	<0.0010	<0.0010	<0.0010	<0.0010	<0.0010	<0.0010	<0.0010	<0.0010
Bismuth	<0.10	<0.10	<0.10	<0.10	<0.10	<0.10	<0.10	<0.10
Boron	0.11	<0.10	<0.10	<0.10	<0.10	<0.10	<0.10	<0.10
Cadmium	<0.0010	<0.0010	<0.0010	<0.0010	<0.0010	<0.0010	<0.0010	<0.0010
Calcium	260	110	110	78	83	120	97	91
Chloride	8.4	<1.0	<2.0	<1.0	<1.00	<1.00	<1.00	<2.0
Chromium	<0.0050	<0.0050	<0.0050	<0.0050	<0.0050	<0.0050	<0.0050	<0.0050
Cobalt	<0.010	<0.010	<0.010	<0.010	<0.010	<0.010	<0.010	<0.010
Copper	0.074	<0.050	<0.050	0.13	0.13	0.055	0.10	0.069
Fluoride	4.2	3.9	3.3	2.4	1.8	1.8	1.6	1.7
Gallium	<0.10	<0.10	<0.10	<0.10	<0.10	<0.10	<0.10	<0.10
Iron	<0.010	<0.010	<0.010	<0.010	<0.010	<0.010	<0.010	<0.010
Lead	<0.0025	<0.0025	<0.0025	<0.0025	<0.0025	<0.0025	<0.0025	<0.0025
Lithium	0.12	<0.10	<0.10	<0.10	<0.10	<0.10	<0.10	<0.10
Magnesium	56	8.7	8.5	6.2	4.6	4.5	3.2	3.1
Manganese	0.48	0.099	0.12	0.14	0.22	0.21	0.24	0.16
Mercury	<0.00010	<0.00010	<0.00010	<0.00010	<0.00010	<0.00010	<0.00010	<0.00010
Molybdenum	0.059	0.078	0.054	0.030	0.015	0.018	<0.010	<0.010
Nickel	<0.010	<0.010	<0.010	<0.010	<0.010	<0.010	<0.010	<0.010
Nitrate as N	<1.0	<1.0	<1.0	<1.0	<1.0	<1.0	<1.0	<1.0
Nitrite as N	<0.025	<0.025	<0.050	<0.025	<0.025	<0.025	<0.025	<0.050
pH, stu	8.05	8.10	7.81	8.09	7.52	7.56	7.86	7.78
Phosphorus	<0.50	<0.50	<0.50	<0.50	<0.50	<0.50	<0.50	<0.50
Potassium	69	26	17	11	6.1	3.9	3.3	2.7
Scandium	<0.10	<0.10	<0.10	<0.10	<0.10	<0.10	<0.10	<0.10
Selenium	0.060	0.020	0.016	0.0092	0.0069	0.0061	<0.0050	<0.0050
Silver	<0.0050	<0.0050	<0.0050	<0.0050	<0.0050	<0.0050	<0.0050	<0.0050
Sodium	28	6.2	2.7	1.3	0.78	0.52	0.56	<0.50
Strontium	5.6	1.8	1.5	1.0	0.83	0.73	0.57	0.48
Sulfate	900	210	230	110	110	380	180	190
Thallium	<0.0010	<0.0010	<0.0010	<0.0010	<0.0010	<0.0010	<0.0010	<0.0010
Tin	<0.10	<0.10	<0.10	<0.10	<0.10	<0.10	<0.10	<0.10
Titanium	<0.10	<0.10	<0.10	<0.10	<0.10	<0.10	<0.10	<0.10
Total Dissolved Solids	1,600	490	500	320	330	450	350	390
Uranium	<0.010	<0.010	<0.010	<0.010	<0.010	<0.010	<0.010	<0.010
Vanadium	0.073	0.012	<0.010	<0.010	<0.010	<0.010	<0.010	<0.010
Zinc	0.024	<0.010	<0.010	0.011	<0.010	<0.010	<0.010	<0.010
Cations, meq/L	20.6	7.14	6.75	4.75	4.72	6.49	5.22	4.87
Anions, meq/L	21.5	6.23	6.60	4.71	4.84	8.85	5.09	5.18
Balance, %	2.1	6.8	1.1	<1.0	1.3	15	1.3	3.0
WET Lab Report #	1101435	1102063	1102168	1102331	1103402	1104345	1105313	1106342

Table . - Profile II Analytical Results, HC Extracts,
Copper Flat Project, Sample 604 867

	Extract Week					
Analysis, mg/L	Week 24	Week 28	Week 32	Week 36	Week 40	Week 44[2)]
Alkalinity, $CaCO_3$	39	80	60	82	110	72
CO_3, $CaCO_3$	<1.0	<1.0	<1.0	<1.0	<1.0	<1.0
HCO_3	48	97	73	100	130	88
Aluminum	<0.045	<0.045	<0.045	<0.045	<0.045	<0.045
Antimony	<0.0025	<0.0025	<0.0025	<0.0025	<0.0025	<0.0025
Arsenic	<0.0050	<0.0050	<0.0050	<0.0050	<0.0050	<0.0050
Barium	<0.010	0.012	0.017	<0.010	<0.010	<0.010
Beryllium	<0.0010	<0.0010	<0.0010	<0.0010	<0.0010	<0.0010
Bismuth	<0.10	<0.10	<0.10	<0.10	<0.10	<0.10
Boron	<0.10	<0.10	<0.10	<0.10	<0.10	<0.10
Cadmium	<0.0010	<0.0010	<0.0010	<0.0010	<0.0010	<0.0010
Calcium	86	89	71	72	77	59
Chloride	<1.00	<1.00	<1.00	<1.00	<1.00	<1.00
Chromium	<0.0050	<0.0050	<0.0050	<0.0050	<0.0050	<0.0050
Cobalt	<0.010	<0.010	<0.010	<0.010	<0.010	<0.010
Copper	<0.050	0.14	0.060	0.13	0.24	0.067
Fluoride	1.9	1.7	1.8	1.7	1.6	1.4
Gallium	<0.10	<0.10	<0.10	<0.10	<0.10	<0.10
Iron	<0.010	<0.010	<0.010	<0.010	<0.010	<0.010
Lead	<0.0025	<0.0025	<0.0025	<0.0025	<0.0025	<0.0025
Lithium	<0.10	<0.10	<0.10	<0.10	<0.10	<0.10
Magnesium	3.5	4.4	4.0	4.3	4.6	3.4
Manganese	0.099	0.15	0.071	0.11	0.16	0.062
Mercury	<0.00010	<0.00010	<0.00010	<0.00010	<0.00010	<0.00010
Molybdenum	<0.010	<0.010	<0.010	<0.010	<0.010	<0.010
Nickel	<0.010	<0.010	<0.010	<0.010	<0.010	<0.010
Nitrate as N	<1.0	<1.0	<1.0	<1.0	<1.0	<1.0
Nitrite as N	<0.025	<0.025	<0.025	<0.025	<0.025	<0.025
pH, stu	7.33	7.68	7.71	7.71	7.88	7.83
Phosphorus	<0.50	<0.50	<0.50	<0.50	<0.50	<0.50
Potassium	2.2	1.9	1.6	1.4	1.3	0.89
Scandium	<0.10	<0.10	<0.10	<0.10	<0.10	<0.10
Selenium	<0.0050	<0.0050	<0.0050	0.0067	<0.0050	<0.0050
Silver	<0.0050	<0.0050	<0.0050	<0.0050	<0.0050	<0.0050
Sodium	<0.50	0.66	<0.50	<0.50	0.50	<0.50
Strontium	0.39	0.38	0.31	0.31	0.31	0.24
Sulfate	180	160	140	110	85	76
Thallium	<0.0010	<0.0010	<0.0010	<0.0010	<0.0010	<0.0010
Tin	<0.10	<0.10	<0.10	<0.10	<0.10	<0.10
Titanium	<0.10	<0.10	<0.10	<0.10	<0.10	<0.10
Total Dissolved Solids	330	320	290	240	240	180
Uranium	<0.010	<0.010	<0.010	<0.0010	<0.010	<0.010
Vanadium	<0.010	<0.010	<0.010	<0.010	<0.010	<0.010
Zinc	<0.010	0.014	<0.010	0.011	0.025	<0.010
Cations, meq/L	4.64	4.89	3.92	3.99	4.29	3.25
Anions, meq/L	4.63	5.01	4.21	4.02	3.98	3.10
Balance, %	<1.0	1.2	3.6	<1.0	3.7	2.4
WET Lab Report #	1107281	1108216	1109159	1110123	1111082	1112047

[2)] Test terminated on 12/09/11

Table . - Profile II Analytical Results, HC Extracts,
Copper Flat Project, Sample 605 033

	Extract Week							
Analysis, mg/L	Week 0	Week 1	Week 2	Week 4	Week 8	Week 12	Week 16	Week 20
Alkalinity, $CaCO_3$	96	88	74	80	61	35	49	45
CO_3, $CaCO_3$	<1.0	<1.0	<1.0	<1.0	<1.0	<1.0	<1.0	<1.0
HCO_3	120	110	90	98	74	42	59	55
Aluminum	<0.045	<0.045	<0.045	<0.045	<0.045	0.060	0.045	0.045
Antimony	<0.0025	<0.0025	<0.0025	<0.0025	<0.0025	<0.0025	<0.0025	<0.0025
Arsenic	<0.0050	<0.0050	<0.0050	<0.0050	<0.0050	<0.0050	<0.0050	<0.0050
Barium	<0.010	0.029	0.025	0.038	0.029	0.025	0.036	0.023
Beryllium	<0.0010	<0.0010	<0.0010	<0.0010	<0.0010	<0.0010	<0.0010	<0.0010
Bismuth	<0.10	<0.10	<0.10	<0.10	<0.10	<0.10	<0.10	<0.10
Boron	<0.10	0.10	<0.10	<0.10	<0.10	<0.10	<0.10	<0.10
Cadmium	<0.0010	<0.0010	<0.0010	<0.0010	<0.0010	<0.0010	<0.0010	<0.0010
Calcium	65	42	34	35	36	35	31	29
Chloride	23	2.0	<1.0	<1.0	<1.00	<1.00	<1.00	<1.00
Chromium	<0.0050	<0.0050	<0.0050	<0.0050	<0.0050	<0.0050	<0.0050	<0.0050
Cobalt	<0.010	<0.010	<0.010	<0.010	<0.010	<0.010	<0.010	<0.010
Copper	<0.050	<0.050	<0.050	<0.050	<0.050	<0.050	<0.050	<0.050
Fluoride	5.7	3.3	2.7	2.5	2.0	1.4	1.8	2.0
Gallium	<0.10	<0.10	<0.10	<0.10	<0.10	<0.10	<0.10	<0.10
Iron	<0.010	<0.010	<0.010	<0.010	0.010	<0.010	<0.010	<0.010
Lead	<0.0025	<0.0025	<0.0025	<0.0025	<0.0025	<0.0025	<0.0025	<0.0025
Lithium	<0.10	<0.10	<0.10	<0.10	<0.10	<0.10	<0.10	<0.10
Magnesium	9.8	6.5	4.9	5.1	4.3	3.9	2.9	2.4
Manganese	0.016	0.023	0.029	0.056	0.059	0.074	0.077	0.072
Mercury	<0.00010	<0.00010	<0.00010	<0.00010	<0.00010	<0.00010	<0.00010	<0.00010
Molybdenum	0.10	0.048	0.024	0.018	0.017	0.012	0.011	<0.050
Nickel	<0.010	<0.010	<0.010	<0.010	<0.010	<0.010	<0.010	<0.010
Nitrate as N	<1.0	<1.0	<1.0	<1.0	<1.0	<1.0	<1.0	<1.0
Nitrite as N	<0.025	<0.025	<0.025	<0.025	<0.025	<0.025	<0.025	<0.025
pH, stu	8.16	8.27	7.80	8.11	6.93	7.62	7.88	7.94
Phosphorus	<0.50	<0.50	<0.50	<0.50	<0.50	<0.50	<0.50	<0.50
Potassium	30	25	16	13	6.5	3.7	3.0	2.5
Scandium	<0.10	<0.10	<0.10	<0.10	<0.10	<0.10	<0.10	<0.10
Selenium	<0.010	<0.0050	<0.0050	<0.0050	<0.0050	<0.0050	<0.0050	<0.0050
Silver	<0.0050	<0.0050	<0.0050	<0.0050	<0.0050	<0.0050	<0.0050	<0.0050
Sodium	46	17	6.6	3.1	1.4	0.93	0.81	0.69
Strontium	0.69	0.51	0.40	0.40	0.37	0.32	0.27	0.24
Sulfate	230	83	68	41	52	68	39	39
Thallium	<0.0010	<0.0010	<0.0010	<0.0010	<0.0010	<0.0010	<0.0010	<0.0010
Tin	<0.10	<0.10	<0.10	<0.10	<0.10	<0.10	<0.10	<0.10
Titanium	<0.10	<0.10	<0.10	<0.10	<0.10	<0.10	<0.10	<0.10
Total Dissolved Solids	540	250	200	190	150	170	100	120
Uranium	0.019	0.028	0.028	0.035	0.032	0.021	0.019	0.016
Vanadium	0.021	0.014	<0.010	<0.010	0.022	<0.010	<0.010	<0.010
Zinc	<0.010	<0.010	<0.010	<0.010	<0.010	<0.010	<0.010	<0.010
Cations, meq/L	6.82	4.01	2.80	2.64	2.38	2.21	1.91	1.75
Anions, meq/L	7.70	3.76	3.03	2.59	2.40	2.18	1.87	1.82
Balance, %	6.1	3.2	4.0	<1.0	<1.0	<1.0	<1.0	2.0
WET Lab Report #	1101435	1102063	1102168	1102331	1103402	1104345	1105313	1106342

Table . - Profile II Analytical Results, HC Extracts,
Copper Flat Project, Sample 605 033

	Extract Week					
Analysis, mg/L	Week 24	Week 28	Week 32	Week 36	Week 40	Week 44[2)]
Alkalinity, $CaCO_3$	41	49	38	40	38	38
CO_3, $CaCO_3$	<1.0	<1.0	<1.0	<1.0	<1.0	<1.0
HCO_3	50	59	46	49	47	46
Aluminum	<0.045	0.056	0.058	0.046	<0.045	0.055
Antimony	<0.0025	<0.0025	<0.0025	<0.0025	<0.0025	<0.0025
Arsenic	<0.0050	<0.0050	<0.0050	<0.0050	<0.0050	<0.0050
Barium	0.019	0.016	0.014	0.013	0.013	0.012
Beryllium	<0.0010	<0.0010	<0.0010	<0.0010	<0.0010	<0.0010
Bismuth	<0.10	<0.10	<0.10	<0.10	<0.10	<0.10
Boron	<0.10	<0.10	<0.10	<0.10	<0.10	<0.10
Cadmium	<0.0010	<0.0010	<0.0010	<0.0010	<0.0010	<0.0010
Calcium	28	28	22	23	23	21
Chloride	<1.00	<1.00	<1.00	<1.00	<1.00	<1.00
Chromium	<0.0050	<0.0050	<0.0050	<0.0050	<0.0050	<0.0050
Cobalt	<0.010	<0.010	<0.010	<0.010	<0.010	<0.010
Copper	<0.050	<0.050	<0.050	<0.050	<0.050	<0.050
Fluoride	2.0	1.9	1.7	1.8	1.9	1.6
Gallium	<0.10	<0.10	<0.10	<0.10	<0.10	<0.10
Iron	<0.010	<0.010	<0.010	<0.010	<0.010	<0.010
Lead	<0.0025	<0.0025	<0.0025	<0.0025	<0.0025	<0.0025
Lithium	<0.10	<0.10	<0.10	<0.10	<0.10	<0.10
Magnesium	2.1	1.8	1.3	1.3	1.1	0.98
Manganese	0.067	0.074	0.053	0.060	0.066	0.058
Mercury	<0.00010	<0.00010	<0.00010	<0.00010	<0.00010	<0.00010
Molybdenum	0.014	0.015	0.014	0.018	0.018	0.016
Nickel	<0.010	<0.010	<0.010	<0.010	<0.010	<0.010
Nitrate as N	<1.0	<1.0	<1.0	<1.0	<1.0	<1.0
Nitrite as N	<0.025	<0.025	<0.025	<0.025	<0.025	<0.025
pH, stu	7.56	7.75	7.67	7.57	7.62	7.74
Phosphorus	<0.50	<0.50	<0.50	<0.50	<0.50	<0.50
Potassium	2.1	1.9	1.4	1.3	1.3	1.1
Scandium	<0.10	<0.10	<0.10	<0.10	<0.10	<0.10
Selenium	<0.0050	<0.0050	<0.0050	<0.0050	<0.0050	<0.0050
Silver	<0.0050	<0.0050	<0.0050	<0.0050	<0.0050	<0.0050
Sodium	0.60	0.68	0.63	0.50	0.55	0.52
Strontium	0.20	0.19	0.15	0.14	0.13	0.12
Sulfate	34	30	25	21	16	12
Thallium	<0.0010	<0.0010	<0.0010	<0.0010	<0.0010	<0.0010
Tin	<0.10	<0.10	<0.10	<0.10	<0.10	<0.10
Titanium	<0.10	<0.10	<0.10	<0.10	<0.10	<0.10
Total Dissolved Solids	100	100	88	76	76	55
Uranium	0.011	0.013	<0.010	0.007	<0.010	<0.010
Vanadium	<0.010	<0.010	<0.010	<0.010	<0.010	<0.010
Zinc	<0.010	<0.010	<0.010	<0.010	<0.010	<0.010
Cations, meq/L	1.65	1.63	1.28	1.32	1.30	1.19
Anions, meq/L	1.63	1.69	1.36	1.34	1.20	1.09
Balance, %	<1.0	1.8	3.3	<1.0	3.8	4.4
WET Lab Report #	1107281	1108216	1109159	1110123	1111082	1112047

[2)] Test terminated on 12/09/11

Table . - Profile II Analytical Results, HC Extracts,
Copper Flat Project, Sample 605 153

	Extract Week							
Analysis, mg/L	Week 0	Week 1	Week 2	Week 4	Week 8	Week 12	Week 16	Week 20
Alkalinity, $CaCO_3$	48	84	55	56	55	43	38	43
CO_3, $CaCO_3$	<1.0	<1.0	<1.0	<1.0	<1.0	<1.0	<1.0	<1.0
HCO_3	59	100	67	69	68	52	46	53
Aluminum	0.048	<0.045	0.047	0.057	0.055	0.053	0.061	<0.22
Antimony	<0.0025	<0.0025	<0.0025	<0.0025	<0.0025	<0.0025	<0.0025	<0.0025
Arsenic	<0.010	<0.0050	<0.0050	<0.0050	<0.0050	<0.0050	<0.0050	<0.0050
Barium	0.034	0.13	0.074	0.14	0.10	0.12	0.12	0.11
Beryllium	<0.0010	<0.0010	<0.0010	<0.0010	<0.0010	<0.0010	<0.0010	<0.0010
Bismuth	<0.10	<0.10	<0.10	<0.10	<0.10	<0.10	<0.10	<0.10
Boron	0.14	0.17	<0.10	<0.10	<0.10	<0.10	<0.10	<0.10
Cadmium	<0.0010	<0.0010	<0.0010	<0.0010	<0.0010	<0.0010	<0.0010	<0.0010
Calcium	42	23	15	20	22	20	15	17
Chloride	4.3	<1.0	<1.0	<1.0	<1.00	<1.00	<1.00	<1.00
Chromium	<0.0050	<0.0050	<0.0050	<0.0050	<0.0050	<0.0050	<0.0050	<0.0050
Cobalt	<0.010	<0.010	<0.010	<0.010	<0.010	<0.010	<0.010	<0.010
Copper	<0.050	<0.050	<0.050	<0.050	<0.050	<0.050	<0.050	<0.050
Fluoride	3.7	2.6	1.8	1.6	1.6	1.4	1.1	1.4
Gallium	<0.10	<0.10	<0.10	<0.10	<0.10	<0.10	<0.10	<0.10
Iron	<0.010	<0.010	<0.010	<0.010	<0.010	<0.010	<0.010	<0.010
Lead	<0.0025	<0.0025	<0.0025	<0.0025	<0.0025	<0.0025	<0.0025	<0.0025
Lithium	<0.10	<0.10	<0.10	<0.10	<0.10	<0.10	<0.10	<0.10
Magnesium	9.4	5.4	3.4	4.4	4.3	3.5	2.3	2.4
Manganese	0.048	0.048	0.014	0.038	0.044	0.036	0.031	0.032
Mercury	<0.00010	<0.00010	<0.00010	<0.00010	<0.00010	<0.00010	<0.00010	<0.00010
Molybdenum	0.020	0.019	<0.010	<0.010	<0.010	<0.010	<0.010	<0.010
Nickel	<0.010	<0.010	<0.010	<0.010	<0.010	<0.010	<0.010	<0.010
Nitrate as N	<1.0	<1.0	<1.0	<1.0	<1.0	<1.0	<1.0	<1.0
Nitrite as N	0.18	<0.025	<0.025	<0.025	<0.025	<0.025	<0.025	<0.025
pH, stu	7.91	8.26	7.62	8.00	6.95	7.77	7.80	7.94
Phosphorus	<0.50	<0.50	<0.50	<0.50	<0.50	<0.50	<0.50	<0.50
Potassium	16	14	8.2	7.8	6.1	3.5	2.7	2.3
Scandium	<0.10	<0.10	<0.10	<0.10	<0.10	<0.10	<0.10	<0.10
Selenium	<0.010	<0.0050	<0.0050	<0.0050	<0.0050	<0.0050	<0.0050	<0.0050
Silver	<0.0050	<0.0050	<0.0050	<0.0050	<0.0050	<0.0050	<0.0050	<0.0050
Sodium	39	19	6.1	3.1	1.7	0.90	0.73	0.72
Strontium	3.0	1.8	1.2	1.5	1.7	1.2	1.0	1.1
Sulfate	200	40	25	26	28	22	14	15
Thallium	<0.0010	<0.0010	<0.0010	<0.0010	<0.0010	<0.0010	<0.0010	<0.0010
Tin	<0.10	<0.10	<0.10	<0.10	<0.10	<0.10	<0.10	<0.10
Titanium	<0.10	<0.10	<0.10	<0.10	<0.10	<0.10	<0.10	<0.10
Total Dissolved Solids	380	170	87	150	100	100	80	61
Uranium	0.033	0.021	0.013	0.017	0.020	0.014	<0.010	0.011
Vanadium	<0.050	<0.010	<0.010	<0.010	<0.010	<0.010	<0.010	<0.010
Zinc	<0.010	<0.010	<0.010	<0.010	<0.010	<0.010	<0.010	<0.010
Cations, meq/L	4.98	2.78	1.51	1.70	1.69	1.42	1.05	1.14
Anions, meq/L	5.45	2.61	1.71	1.76	1.78	1.38	1.10	1.25
Balance, %	4.5	3.2	6.3	1.6	2.7	1.4	2.6	4.6
WET Lab Report #	1101435	1102063	1102168	1102331	1103402	1104345	1105313	1106342

Table . - Profile II Analytical Results, HC Extracts,
Copper Flat Project, Sample 605 153

	Extract Week					
Analysis, mg/L	Week 24	Week 28	Week 32	Week 36	Week 40	Week 44[2)]
Alkalinity, $CaCO_3$	34	36	32	31	25	30
CO_3, $CaCO_3$	<1.0	<1.0	<1.0	<1.0	<1.0	<1.0
HCO_3	41	44	40	38	31	37
Aluminum	0.056	0.079	0.069	0.065	<0.20	0.065
Antimony	<0.0025	<0.0025	<0.0025	<0.0025	<0.0025	<0.0025
Arsenic	<0.0050	<0.0050	<0.0050	<0.0050	<0.0050	<0.0050
Barium	0.11	0.11	0.094	0.11	0.080	0.094
Beryllium	<0.0010	<0.0010	<0.0010	<0.0010	<0.0010	<0.0010
Bismuth	<0.10	<0.10	<0.10	<0.10	<0.10	<0.10
Boron	<0.10	<0.10	<0.10	<0.10	<0.10	<0.10
Cadmium	<0.0010	<0.0010	<0.0010	<0.0010	<0.0010	<0.0010
Calcium	15	15	14	14	12	14
Chloride	<1.00	<1.00	<1.00	<1.00	<1.00	<1.00
Chromium	<0.0050	<0.0050	<0.0050	<0.0050	<0.0050	<0.0050
Cobalt	<0.010	<0.010	<0.010	<0.010	<0.010	<0.010
Copper	<0.050	<0.050	<0.050	<0.050	<0.050	<0.050
Fluoride	1.3	1.2	1.2	1.1	0.88	0.91
Gallium	<0.10	<0.10	<0.10	<0.10	<0.10	<0.10
Iron	<0.010	<0.010	<0.010	0.027	<0.010	0.015
Lead	<0.0025	<0.0025	<0.0025	<0.0025	<0.0025	<0.0025
Lithium	<0.10	<0.10	<0.10	<0.10	<0.10	<0.10
Magnesium	2.0	1.8	1.5	1.5	1.1	1.3
Manganese	0.027	0.033	0.022	0.030	0.035	0.034
Mercury	<0.00010	<0.00010	<0.00010	<0.00010	<0.00010	<0.00010
Molybdenum	<0.010	<0.010	<0.010	<0.010	0.010	0.011
Nickel	<0.010	<0.010	<0.010	<0.010	<0.010	<0.010
Nitrate as N	<1.0	<1.0	<1.0	<1.0	<1.0	<1.0
Nitrite as N	<0.025	<0.025	<0.025	<0.025	<0.025	<0.025
pH, stu	7.45	7.62	7.68	7.54	7.52	7.70
Phosphorus	<0.50	<0.50	<0.50	<0.50	<0.50	<0.50
Potassium	2.0	1.5	1.4	1.0	<2.5	0.98
Scandium	<0.10	<0.10	<0.10	<0.10	<0.10	<0.10
Selenium	<0.0050	<0.0050	<0.0050	<0.0050	<0.0050	<0.0050
Silver	<0.0050	<0.0050	<0.0050	<0.0050	<0.0050	<0.0050
Sodium	0.60	0.66	0.56	<0.50	<0.50	0.60
Strontium	0.88	0.83	0.77	0.72	0.55	0.66
Sulfate	15	12	12	9.9	8.4	9.3
Thallium	<0.0010	<0.0010	<0.0010	<0.0010	<0.0010	<0.0010
Tin	<0.10	<0.10	<0.10	<0.10	<0.10	<0.10
Titanium	<0.10	<0.10	<0.10	<0.10	<0.10	<0.10
Total Dissolved Solids	52	50	67	39	25	32
Uranium	<0.010	<0.010	<0.010	0.006	<0.010	<0.010
Vanadium	<0.010	<0.010	<0.010	<0.010	<0.010	<0.010
Zinc	<0.010	<0.010	<0.010	<0.010	<0.010	<0.010
Cations, meq/L	1.00	0.97	0.89	0.86	0.69	0.87
Anions, meq/L	1.05	1.03	0.97	0.89	0.73	0.85
Balance, %	2.7	3.0	4.2	1.7	2.7	1.1
WET Lab Report #	1107281	1108216	1109159	1110123	1111082	1112047

[2)] Test terminated on 12/09/11

Table . - Profile II Analytical Results, HC Extracts,
Copper Flat Project, Sample SRK 0854

	Extract Week							
Analysis, mg/L	Week 0	Week 1	Week 2	Week 4	Week 8	Week 12	Week 16	Week 20
Alkalinity, $CaCO_3$	<1.0	<1.0	1.1	<1.0	<1.0	<1.0	<1.0	<1.0
CO_3, $CaCO_3$	<1.0	<1.0	<1.0	<1.0	<1.0	<1.0	<1.0	<1.0
HCO_3	<1.0	<1.0	1.3	<1.0	<1.0	<1.0	<1.0	<1.0
Aluminum	20	1.6	0.28	0.31	0.20	0.13	0.13	0.17
Antimony	<0.0025	<0.0025	<0.0025	<0.0025	<0.0025	<0.0025	<0.0025	<0.0025
Arsenic	0.0080	<0.0050	<0.0050	<0.0050	<0.0050	<0.0050	<0.0050	<0.0050
Barium	<0.050	<0.010	<0.010	<0.010	<0.010	0.012	0.018	0.010
Beryllium	0.010	0.0016	<0.0010	<0.0010	<0.0010	<0.0010	<0.0010	<0.0010
Bismuth	<0.50	<0.10	<0.10	<0.10	<0.10	<0.10	<0.10	<0.10
Boron	<0.50	<0.10	<0.10	<0.10	<0.10	<0.10	<0.10	<0.10
Cadmium	0.073	0.045	0.015	0.012	0.0059	0.0039	0.0038	0.0038
Calcium	180	220	120	78	37	25	23	24
Chloride	<10	<5.0	<2.0	<1.0	<1.00	<1.00	<1.00	<1.00
Chromium	<0.025	<0.0050	<0.0050	<0.0050	<0.0050	<0.0050	<0.0050	<0.0050
Cobalt	0.50	0.24	0.077	0.044	0.020	0.013	0.011	0.011
Copper	830	160	33	46	34	25	29	42
Fluoride	5.5	1.7	0.51	0.64	0.45	0.48	0.59	0.29
Gallium	<0.50	<0.10	<0.10	<0.10	<0.10	<0.10	<0.10	<0.10
Iron	44	0.61	<0.010	<0.050	<0.010	<0.010	<0.010	<0.010
Lead	0.0071	0.0030	<0.0025	0.0056	0.0048	0.0055	0.0057	0.0087
Lithium	<0.50	0.16	<0.10	<0.10	<0.10	<0.10	<0.10	<0.10
Magnesium	34	21	8.0	5.6	2.6	1.7	1.4	1.5
Manganese	7.1	5.0	1.8	1.2	0.60	0.39	0.37	0.36
Mercury	<0.00010	<0.00010	<0.00010	<0.00010	<0.00010	<0.00010	<0.00010	<0.00010
Molybdenum	<0.050	<0.010	<0.010	<0.010	<0.010	<0.010	<0.010	<0.010
Nickel	0.20	0.12	0.042	0.026	0.012	<0.010	<0.010	<0.010
Nitrate as N	<1.0	<1.0	<1.0	<1.0	<1.0	<1.0	<1.0	<1.0
Nitrite as N	<0.25	<0.12	<0.050	<0.050	<0.025	<0.025	<0.025	<0.025
pH, stu	4.38	4.98	5.21	5.11	4.90	5.15	5.19	5.03
Phosphorus	<2.5	<0.50	<0.50	<0.50	<0.50	<0.50	<0.50	<0.50
Potassium	30	18	7.6	5.2	2.7	1.7	1.4	1.4
Scandium	<0.50	<0.10	<0.10	<0.10	<0.10	<0.10	<0.10	<0.10
Selenium	0.055	0.049	0.024	0.014	0.0078	<0.0050	<0.0050	<0.0050
Silver	<0.025	<0.0050	<0.0050	<0.0050	<0.0050	<0.0050	<0.0050	<0.0050
Sodium	15	6.9	2.1	0.97	0.56	<0.50	<0.50	<0.50
Strontium	0.89	0.79	0.38	0.28	0.15	0.10	0.11	0.11
Sulfate	2,200	880	430	290	160	110	120	140
Thallium	<0.0010	<0.0010	<0.0010	<0.0010	<0.0010	<0.0010	<0.0010	<0.0010
Tin	<0.50	<0.10	<0.10	<0.10	<0.10	<0.10	<0.10	<0.10
Titanium	<0.50	<0.10	<0.10	<0.10	<0.10	<0.10	<0.10	<0.10
Total Dissolved Solids	3,300	1,300	670	500	310	170	220	230
Uranium	0.18	0.011	<0.010	<0.010	<0.010	<0.010	<0.010	<0.010
Vanadium	<0.050	0.019	<0.010	<0.010	<0.010	<0.010	<0.010	<0.010
Zinc	6.3	3.2	0.98	0.76	0.38	0.27	0.25	0.27
Cations, meq/L	44.4	19.0	8.10	6.08	3.28	2.25	2.25	2.72
Anions, meq/L	46.3	18.5	9.03	6.07	3.35	2.32	2.53	2.93
Balance, %	2.2	1.3	5.5	<1.0	1.1	1.3	5.9	3.7
WET Lab Report #	1101435	1102063	1102168	1102331	1103402	1104345	1105313	1106342

Table . - Profile II Analytical Results, HC Extracts,
Copper Flat Project, Sample SRK 0854

	Extract Week							
Analysis, mg/L	Week 24	Week 28	Week 32	Week 36	Week 40	Week 44	Week 48	Week 52
Alkalinity, $CaCO_3$	<1.0	<1.0	<1.0	<1.0	<1.0	<1.0	<1.0	<1.0
CO_3, $CaCO_3$	<1.0	<1.0	<1.0	<1.0	<1.0	<1.0	<1.0	<1.0
HCO_3	<1.0	<1.0	<1.0	<1.0	<1.0	<1.0	<1.0	<1.0
Aluminum	0.19	0.21	0.14	0.13	0.10	0.099	0.078	0.054
Antimony	<0.0025	<0.0025	<0.0025	<0.0025	<0.0025	<0.0025	<0.0025	<0.0025
Arsenic	<0.0050	<0.0050	<0.010	<0.0050	<0.0050	<0.0050	<0.0050	<0.0050
Barium	0.011	0.011	0.013	0.014	0.023	0.022	0.016	0.019
Beryllium	<0.0010	<0.0010	<0.0010	<0.0010	<0.0010	<0.0010	<0.0010	<0.0010
Bismuth	<0.10	<0.10	<0.10	<0.10	<0.10	<0.10	<0.10	<0.10
Boron	<0.10	<0.10	<0.10	<0.10	<0.10	<0.10	<0.10	<0.10
Cadmium	0.0045	0.0051	0.0031	0.0027	<0.0050	0.0022	<0.0050	<0.0050
Calcium	22	22	15	14	12	10	6.9	5.8
Chloride	<1.00	<1.00	<1.00	<1.00	<1.00	<1.00	<1.00	<1.00
Chromium	<0.0050	<0.0050	<0.0050	<0.0050	<0.0050	<0.0050	<0.0050	<0.0050
Cobalt	0.012	0.011	<0.010	<0.010	<0.010	<0.010	<0.010	<0.010
Copper	53	61	48	52	45	43	34	30
Fluoride	0.32	0.29	0.26	0.27	0.30	0.17	0.18	0.18
Gallium	<0.10	<0.10	<0.10	<0.10	<0.10	<0.10	<0.10	<0.10
Iron	<0.010	<0.010	0.012	<0.010	<0.010	<0.010	<0.050	<0.010
Lead	0.012	0.010	0.0074	0.0074	0.0065	0.0064	0.0058	0.0039
Lithium	<0.10	<0.10	<0.10	<0.10	<0.10	<0.10	<0.10	<0.10
Magnesium	1.4	1.4	0.89	0.88	0.70	0.62	<0.50	<0.50
Manganese	0.37	0.35	0.24	0.23	0.20	0.16	0.11	0.088
Mercury	<0.00010	<0.00010	<0.00010	<0.00010	<0.00010	<0.00010	<0.00010	<0.00010
Molybdenum	<0.010	<0.010	<0.010	<0.010	<0.010	<0.010	<0.010	<0.010
Nickel	<0.010	<0.010	<0.010	<0.010	<0.010	<0.010	<0.010	<0.010
Nitrate as N	<1.0	<1.0	<1.0	<1.0	<1.0	<1.0	<1.0	<1.0
Nitrite as N	<0.025	<0.025	<0.025	<0.025	<0.025	<0.025	<0.025	<0.025
pH, stu	4.90	4.81	4.78	4.79	5.06	4.99	4.68	4.92
Phosphorus	<0.50	<0.50	<0.50	<0.50	0.64	<0.50	0.60	<0.50
Potassium	1.2	1.0	0.86	0.59	0.72	<2.5	<2.5	<0.50
Scandium	<0.10	<0.10	<0.10	<0.10	<0.10	<0.10	<0.10	<0.10
Selenium	<0.0050	<0.0050	<0.010	<0.0050	<0.0050	<0.0050	<0.0050	<0.0050
Silver	<0.0050	<0.0050	<0.0050	<0.0050	<0.0050	<0.0050	<0.0050	<0.0050
Sodium	<0.50	<0.50	<0.50	<0.50	<0.50	<0.50	<0.50	<0.50
Strontium	0.10	<0.10	<0.10	<0.10	<0.10	<0.10	<0.10	<0.10
Sulfate	150	150	120	120	110	94	76	70
Thallium	<0.0010	<0.0010	<0.0010	<0.0010	<0.0010	<0.0010	<0.0010	<0.0010
Tin	<0.10	<0.10	<0.10	<0.10	<0.10	<0.10	<0.10	<0.10
Titanium	<0.10	<0.10	<0.10	<0.10	<0.10	<0.10	<0.10	<0.10
Total Dissolved Solids	230	260	190	180	170	170	130	120
Uranium	<0.010	<0.010	<0.010	<0.0010	<0.010	<0.010	<0.010	<0.010
Vanadium	<0.010	<0.010	<0.010	<0.010	<0.010	<0.010	<0.010	<0.010
Zinc	0.44	0.32	0.24	0.27	0.25	0.20	0.14	0.14
Cations, meq/L	2.96	3.20	2.39	2.45	2.12	1.93	1.43	1.25
Anions, meq/L	3.14	3.14	2.51	2.51	2.31	1.97	1.59	1.47
Balance, %	3.0	1.0	2.6	1.2	4.3	1.0	5.3	8.1
WET Lab Report #	1107281	1108216	1109159	1110123	1111082	1112047	1112489	1201427

Table . - Profile II Analytical Results, HC Extracts,
Copper Flat Project, Sample SRK 0854

	Extract Week							
Analysis, mg/L	Week 56	Week 60	Week 64	Week 68	Week 72	Week 76	Week 80	Week 84
Alkalinity, $CaCO_3$	<1.0	<1.0	<1.0	<1.0	<1.0	<1.0	<1.0	<1.0
CO_3, $CaCO_3$	<1.0	<1.0	<1.0	<1.0	<1.0	<1.0	<1.0	<1.0
HCO_3	<1.0	<1.0	<1.0	<1.0	<1.0	<1.0	<1.0	<1.0
Aluminum	0.056	0.050	0.056	<0.20	0.071	0.068	0.064	0.079
Antimony	<0.0025	<0.0025	<0.0025	<0.0025	<0.0025	<0.0025	<0.0025	<0.0025
Arsenic	<0.0050	<0.0050	<0.010	<0.0050	<0.0050	<0.0050	<0.0050	<0.0050
Barium	0.021	0.026	0.029	0.030	0.030	0.029	0.025	0.032
Beryllium	<0.0010	<0.0010	<0.0010	<0.0010	<0.0010	<0.0010	<0.0010	<0.0010
Bismuth	<0.10	<0.10	<0.10	<0.10	<0.10	<0.10	<0.10	<0.10
Boron	<0.10	<0.10	<0.10	<0.10	<0.10	<0.10	<0.10	<0.10
Cadmium	<0.0050	<0.0010	0.0025	<0.0050	<0.0010	<0.0050	<0.0010	0.0021
Calcium	5.9	3.8	3.8	3.9	4.7	3.9	3.5	4.8
Chloride	<1.00	<1.00	<1.00	<1.00	<1.00	<1.00	<1.00	<1.00
Chromium	<0.0050	<0.0050	<0.0050	<0.0050	<0.0050	<0.0050	<0.0050	<0.0050
Cobalt	<0.010	<0.010	<0.010	<0.010	<0.010	<0.010	<0.010	<0.010
Copper	30	24	25	28	34	29	29	48
Fluoride	0.17	0.19	0.23	0.25	0.29	0.31	0.32	0.34
Gallium	<0.10	<0.10	<0.10	<0.10	<0.10	<0.10	<0.10	<0.10
Iron	<0.010	<0.010	<0.010	<0.010	<0.050	<0.050	<0.050	<0.010
Lead	0.0032	0.0025	0.0030	0.018	0.0059	0.0045	0.0059	0.0075
Lithium	<0.10	<0.10	<0.10	<0.10	<0.10	<0.10	<0.10	<0.10
Magnesium	<0.50	<0.50	<0.50	<0.50	<0.50	<0.50	<0.50	<0.50
Manganese	0.079	0.064	0.063	0.068	0.076	0.066	0.057	0.090
Mercury	<0.00010	<0.00010	<0.00010	<0.00010	<0.00010	<0.00010	<0.00010	<0.00010
Molybdenum	<0.010	<0.010	<0.010	<0.010	<0.010	<0.010	<0.010	<0.010
Nickel	<0.010	<0.010	<0.010	<0.010	<0.010	<0.010	<0.010	<0.010
Nitrate as N	<1.0	<1.0	<1.0	<1.0	<1.0	<1.0	<1.0	<1.0
Nitrite as N	<0.025	<0.025	<0.030	<0.030	<0.030	<0.025	<0.025	<0.025
pH, stu	5.03	5.16	4.95	4.96	4.74	4.89	4.74	4.85
Phosphorus	<0.50	<0.50	<0.50	<0.50	<0.50	<0.50	<0.50	<0.50
Potassium	<0.50	<0.50	<0.50	<2.5	<0.50	<0.50	<0.50	<0.50
Scandium	<0.10	<0.10	<0.10	<0.10	<0.10	<0.10	<0.10	<0.10
Selenium	<0.0050	<0.0050	<0.010	<0.0050	<0.0050	<0.0050	<0.0050	<0.0050
Silver	<0.0050	<0.0050	<0.0050	<0.0050	<0.0050	<0.0050	<0.0050	<0.0050
Sodium	<0.50	<0.50	<0.50	<0.50	<0.50	<0.50	<0.50	0.58
Strontium	<0.10	<0.10	<0.10	<0.10	<0.10	<0.10	<0.10	<0.10
Sulfate	71	56	67	65	79	65	71	99
Thallium	<0.0010	<0.0010	<0.0020	<0.0010	<0.0010	<0.0010	<0.0010	<0.0010
Tin	<0.10	<0.10	<0.10	<0.10	<0.10	<0.10	<0.10	<0.10
Titanium	<0.10	<0.10	<0.10	<0.10	<0.10	<0.10	<0.10	<0.10
Total Dissolved Solids	95	75	98	97	100	120	91	140
Uranium	<0.010	<0.010	<0.010	<0.0050	<0.0050	<0.0050	<0.0050	<0.0050
Vanadium	<0.010	<0.010	<0.010	<0.010	<0.010	<0.010	<0.010	<0.010
Zinc	0.13	0.11	0.12	0.13	0.16	0.14	0.12	0.19
Cations, meq/L	1.25	0.96	0.99	1.08	1.32	1.12	1.10	1.79
Anions, meq/L	1.49	1.18	1.41	1.37	1.66	1.37	1.50	2.08
Balance, %	8.6	10	17	12	11	10	15	7.4
WET Lab Report #	1202374	1203479	1204385	1205361	1206343	1207261	1208181	1209076

Table . - Profile II Analytical Results, HC Extracts,
Copper Flat Project, Sample SRK 0854

	Extract Week		
Analysis, mg/L	Week 88	Week 92	Week 96
Alkalinity, $CaCO_3$	<1.0	<1.0	<1.0
CO_3, $CaCO_3$	<1.0	<1.0	<1.0
HCO_3	<1.0	<1.0	<1.0
Aluminum	0.077	0.074	0.073
Antimony	<0.0025	<0.010	<0.0025
Arsenic	<0.0050	<0.025	<0.0050
Barium	0.031	0.069	0.027
Beryllium	<0.0010	<0.0010	<0.0010
Bismuth	0.14	0.13	0.11
Boron	<0.10	<0.10	<0.10
Cadmium	0.0011	0.0013	0.0012
Calcium	4.5	4.6	3.6
Chloride	<1.00	<1.00	<1.00
Chromium	<0.0050	<0.0050	<0.0050
Cobalt	<0.010	<0.010	<0.010
Copper	47	48	41
Fluoride	0.27	0.35	0.21
Gallium	<0.10	<0.10	<0.10
Iron	0.013	<0.010	<0.010
Lead	0.010	0.0092	0.0097
Lithium	<0.10	<0.10	<0.10
Magnesium	<0.50	<0.50	<0.50
Manganese	0.095	0.092	0.072
Mercury	<0.0002	<0.0005	<0.00010
Molybdenum	<0.010	<0.010	<0.010
Nickel	<0.010	<0.010	<0.010
Nitrate as N	<1.0	<1.0	<1.0
Nitrite as N	<0.025	<0.025	<0.025
pH, stu	4.76	5.02	4.86
Phosphorus	0.54	0.53	<0.50
Potassium	0.58	0.57	1.2
Scandium	<0.10	<0.10	<0.10
Selenium	<0.0050	<0.025	<0.0050
Silver	<0.0050	0.012	<0.0050
Sodium	<0.50	<0.50	0.84
Strontium	<0.10	<0.10	<0.10
Sulfate	99	100	84
Thallium	<0.0020	<0.0050	<0.0010
Tin	<0.10	<0.10	<0.10
Titanium	<0.10	<0.10	<0.10
Total Dissolved Solids	140	150	130
Uranium	<0.0050	<0.0050	<0.0050
Vanadium	<0.010	<0.010	<0.010
Zinc	0.20	0.23	0.17
Cations, meq/L	1.74	1.77	1.55
Anions, meq/L	2.08	2.10	1.76
Balance, %	8.9	8.4	6.2
WET Lab Report #	1210131	1211013	1211513

Table . - Profile II Analytical Results, HC Extracts,
Copper Flat Project, Sample SRK 0858

	Extract Week							
Analysis, mg/L	Week 0	Week 1	Week 2	Week 4	Week 8	Week 12	Week 16	Week 20
Alkalinity, $CaCO_3$, (Acidity)	(180)	(280)	<1.0	(89)	(6)	(120)	(150)	(120)
CO_3, $CaCO_3$	N/A	N/A	<1.0	N/A	N/A	N/A	N/A	N/A
HCO_3	N/A	N/A	<1.0	N/A	N/A	N/A	N/A	N/A
Aluminum	14	40	18	10	5.7	7.4	7.7	4.9
Antimony	<0.0025	<0.0025	<0.0025	<0.0025	<0.0025	<0.0025	<0.0025	<0.0025
Arsenic	<0.0050	<0.0050	<0.0050	<0.0050	<0.0050	<0.0050	<0.010	<0.0050
Barium	<0.050	<0.010	<0.010	<0.010	<0.010	<0.010	<0.010	<0.010
Beryllium	<0.0050	0.0034	0.0016	0.0014	0.0010	0.0022	0.0021	0.0014
Bismuth	<0.50	<0.10	<0.10	<0.10	<0.10	<0.10	<0.10	<0.10
Boron	<0.50	<0.10	<0.10	<0.10	<0.10	<0.10	<0.10	<0.10
Cadmium	<0.025	0.0048	0.0014	<0.0010	<0.0010	<0.0050	<0.0050	<0.0050
Calcium	90	85	27	20	18	48	38	21
Chloride	5.6	<2.0	<1.0	<10	<1.00	<1.00	<1.00	<2.0
Chromium	<0.12	<0.0050	<0.0050	<0.0050	<0.0050	<0.0050	0.0072	0.0061
Cobalt	0.060	0.070	0.022	0.014	0.014	0.046	0.054	0.036
Copper	28	20	6.1	5.1	6.1	22	24	16
Fluoride	6.9	43	30	11	5.0	4.9	3.7	2.3
Gallium	<0.50	<0.10	<0.10	<0.10	<0.10	<0.10	<0.10	<0.10
Iron	18	22	4.2	0.44	0.072	2.3	6.5	4.5
Lead	0.0055	<0.0025	0.0026	<0.0025	<0.0025	0.0029	<0.0025	0.0083
Lithium	<0.50	<0.10	<0.10	<0.10	<0.10	<0.10	<0.10	<0.10
Magnesium	7.0	5.2	1.6	1.2	1.0	2.5	2.0	1.4
Manganese	1.2	1.7	0.54	0.38	0.33	0.78	0.63	0.35
Mercury	<0.00010	<0.00010	<0.00010	<0.00010	<0.00010	<0.00010	<0.00010	<0.00010
Molybdenum	<0.050	<0.010	<0.010	<0.010	<0.010	<0.010	<0.010	<0.010
Nickel	<0.050	0.029	<0.010	<0.010	<0.010	0.014	0.010	<0.010
Nitrate as N	<1.0	<1.0	<1.0	<1.0	<1.0	<1.0	<1.0	<1.0
Nitrite as N	<0.025	<0.050	<0.025	<0.025	<0.025	<0.025	<0.025	<0.050
pH, stu	3.83	4.27	4.59	4.39	4.30	3.56	3.13	3.06
Phosphorus	<2.5	<0.50	<0.50	<0.50	<0.50	<0.50	<0.50	<0.50
Potassium	12	6.6	2.8	2.5	2.1	2.2	2.0	1.8
Scandium	<0.50	<0.10	<0.10	<0.10	<0.10	<0.10	<0.10	<0.10
Selenium	<0.010	0.0072	<0.0050	<0.0050	<0.0050	<0.0050	<0.010	<0.0050
Silver	<0.025	<0.0050	<0.0050	<0.0050	<0.0050	<0.0050	<0.0050	<0.0050
Sodium	9.1	5.0	1.8	1.1	0.71	1.1	1.4	1.4
Strontium	<0.50	0.17	<0.10	<0.10	<0.10	<0.10	<0.10	<0.10
Sulfate	560	440	160	99	97	230	260	180
Thallium	<0.0010	<0.0010	<0.0010	<0.0010	<0.0010	<0.0010	<0.0010	<0.0010
Tin	<0.50	<0.10	<0.10	<0.10	<0.10	<0.10	<0.10	<0.10
Titanium	<0.50	<0.10	<0.10	<0.10	<0.10	<0.10	<0.10	<0.10
Total Dissolved Solids	710	720	280	200	140	320	320	230
Uranium	0.060	0.026	<0.010	<0.010	<0.010	0.047	0.067	0.045
Vanadium	<0.050	<0.010	<0.010	<0.010	<0.010	<0.010	<0.010	<0.010
Zinc	0.28	0.32	0.10	0.061	0.062	0.13	0.10	0.064
Cations, meq/L	11.1	14.2	4.07	3.43	1.97	5.60	5.69	3.80
Anions, meq/L	12.2	11.5	4.91	2.66	2.28	5.05	5.61	3.87
Balance, %	4.8	11	9.3	13	7.4	5.2	<1.0	<1.0
WET Lab Report #	1101435	1102063	1102168	1102331	1103402	1104345	1105313	1106342

1) Sulfate Calculated from total sulfur result. The original sulfate analysis was higher than TDS result.

Table . - Profile II Analytical Results, HC Extracts,
Copper Flat Project, Sample SRK 0858

	Extract Week							
Analysis, mg/L	Week 24	Week 28	Week 32	Week 36	Week 40	Week 44	Week 48	Week 52
Alkalinity, $CaCO_3$, (Acidity)	(290)	(320)	(310)	(340)	(330)	(280)	(320)	(400)
CO_3, $CaCO_3$	N/A	N/A	N/A	N/A	N/A	N/A	N/A	N/A
HCO_3	N/A	N/A	N/A	N/A	N/A	N/A	N/A	N/A
Aluminum	11	16	9.5	11	11	6.3	9.6	9.8
Antimony	<0.0025	<0.0025	<0.0025	<0.0025	<0.0025	<0.0025	<0.0025	<0.0025
Arsenic	<0.0050	<0.0050	<0.0050	0.0052	<0.0050	<0.0050	<0.0050	<0.0050
Barium	<0.010	<0.050	<0.010	<0.010	<0.010	<0.010	0.013	<0.010
Beryllium	0.0015	<0.0050	<0.0010	<0.0010	<0.0010	<0.0010	<0.0010	<0.0010
Bismuth	<0.10	<0.50	<0.10	<0.10	<0.10	<0.10	<0.10	<0.10
Boron	<0.10	<0.50	<0.10	<0.10	<0.10	<0.10	<0.10	<0.10
Cadmium	0.0027	<0.0050	0.0036	0.0055	0.0049	0.0049	0.0043	0.0066
Calcium	16	9.4	4.3	3.7	3.0	2.0	2.5	2.0
Chloride	<10	<2.0	<1.00	<1.00	<5.0	<2.0	<1.00	<1.00
Chromium	0.029	0.046	0.022	0.024	0.021	0.0079	0.014	0.016
Cobalt	0.058	0.068	0.045	0.055	0.055	0.040	0.048	0.057
Copper	21	18	11	10	7.5	5.1	4.7	3.7
Fluoride	2.1	1.4	0.44	0.71	0.58	0.37	0.30	<0.20
Gallium	<0.10	<0.50	<0.10	<0.10	<0.10	<0.10	<0.10	<0.10
Iron	18	36	28	46	47	44	43	57
Lead	0.0068	0.0087	0.0043	0.0075	0.0066	0.0052	0.0053	0.013
Lithium	<0.10	<0.50	<0.10	<0.10	<0.10	<0.10	<0.10	<0.10
Magnesium	1.8	<2.5	1.2	1.4	1.4	1.1	1.5	1.4
Manganese	0.35	0.36	0.19	0.18	0.13	0.10	0.11	0.10
Mercury	<0.00010	<0.00010	<0.00010	<0.00010	<0.00010	<0.00010	<0.00010	<0.00010
Molybdenum	<0.010	<0.050	<0.010	<0.010	<0.010	<0.010	<0.010	<0.010
Nickel	<0.010	<0.050	<0.010	<0.010	<0.010	<0.010	<0.010	<0.010
Nitrate as N	<1.0	<1.0	<1.0	<1.0	<1.0	<1.0	<1.0	<1.0
Nitrite as N	<0.25	<0.050	<0.025	<0.025	<0.12	<0.050	<0.12	<0.050
pH, stu	2.78	2.69	2.67	2.63	2.69	2.76	2.67	2.65
Phosphorus	<0.50	<2.5	<0.50	<0.50	0.59	<0.50	<0.50	<0.50
Potassium	1.4	<2.5	<0.50	<0.50	<0.50	<0.50	<0.50	<0.50
Scandium	<0.10	<0.50	<0.10	<0.10	<0.10	<0.10	<0.10	<0.10
Selenium	<0.0050	<0.0050	<0.0050	<0.0050	<0.0050	<0.0050	<0.0050	<0.0050
Silver	<0.0050	<0.025	<0.0050	<0.0050	<0.0050	<0.0050	<0.0050	<0.0050
Sodium	1.6	<2.5	1.7	1.8	1.8	1.8	1.8	1.7
Strontium	<0.10	<0.50	<0.10	<0.10	<0.10	<0.10	<0.10	<0.10
Sulfate	350[1)]	330	340[1)]	390	440	340	390	340
Thallium	<0.0010	<0.0010	<0.0010	<0.0010	<0.0010	<0.0010	<0.0010	<0.0010
Tin	<0.10	<0.50	<0.10	<0.10	<0.10	<0.10	<0.10	<0.10
Titanium	<0.10	<0.50	<0.10	<0.10	<0.10	<0.10	<0.10	<0.10
Total Dissolved Solids	350	390	300	460	460	300	410	450
Uranium	0.047	0.031	0.020	0.017	0.015	0.013	0.014	0.010
Vanadium	<0.010	<0.050	<0.010	<0.010	<0.010	<0.010	<0.010	<0.010
Zinc	0.16	0.11	0.033	0.044	0.041	0.029	0.036	0.083
Cations, meq/L	6.88	8.27	6.47	7.86	7.70	6.36	7.12	8.64
Anions, meq/L	8.02	6.94	8.35	8.16	9.19	7.10	8.97	7.08
Balance, %	7.7	8.7	13	1.8	8.8	5.5	11	10
WET Lab Report #	1107281	1108216	1109159	1110123	1111082	1112047	1112489	1201427

1) Sulfate Calculated from total sulfur result. The original sulfate analysis was higher than TDS result.

Table . - Profile II Analytical Results, HC Extracts,
Copper Flat Project, Sample SRK 0858

	Extract Week	
Analysis, mg/L	Week 56	Week 60
Alkalinity, $CaCO_3$, (Acidity)	(380)	(370)
CO_3, $CaCO_3$	N/A	N/A
HCO_3	N/A	N/A
Aluminum	8.5	7.2
Antimony	<0.0025	<0.0025
Arsenic	<0.0050	<0.0050
Barium	<0.010	<0.010
Beryllium	<0.0010	<0.0010
Bismuth	<0.10	<0.10
Boron	<0.10	<0.10
Cadmium	0.0066	0.0047
Calcium	1.5	1.8
Chloride	<5.0	<5.0
Chromium	0.011	0.0087
Cobalt	0.056	0.056
Copper	3.5	3.5
Fluoride	<0.50	<0.50
Gallium	<0.10	<0.10
Iron	56	46
Lead	0.0034	0.0045
Lithium	<0.10	<0.10
Magnesium	1.4	1.7
Manganese	0.076	0.11
Mercury	<0.00010	<0.00010
Molybdenum	<0.010	<0.010
Nickel	<0.010	<0.010
Nitrate as N	<1.0	<1.0
Nitrite as N	<0.12	<0.12
pH, stu	2.63	2.63
Phosphorus	<0.50	<0.50
Potassium	<0.50	<0.50
Scandium	<0.10	<0.10
Selenium	<0.0050	<0.0050
Silver	<0.0050	<0.0050
Sodium	1.9	1.8
Strontium	<0.10	<0.10
Sulfate	370[1)]	330[1)]
Thallium	<0.0010	<0.0010
Tin	<0.10	<0.10
Titanium	<0.10	<0.10
Total Dissolved Solids	330	410
Uranium	0.011	0.011
Vanadium	<0.010	<0.010
Zinc	0.025	0.028
Cations, meq/L	8.22	7.47
Anions, meq/L	10.2	9.58
Balance, %	11	12
WET Lab Report #	1202374	1203479

1) Sulfate Calculated from total sulfur result. The original sulfate analysis was higher than TDS result.

Table . - Profile II Analytical Results, HC Extracts,
Copper Flat Project, Sample SRK 0864

	Extract Week							
Analysis, mg/L	Week 0	Week 1	Week 2	Week 4	Week 8	Week 12	Week 16	Week 20
Alkalinity, $CaCO_3$	33	27	31	33	25	24	31	29
CO_3, $CaCO_3$	<1.0	<1.0	<1.0	<1.0	<1.0	<1.0	<1.0	<1.0
HCO_3	40	33	38	40	30	30	38	35
Aluminum	<0.045	<0.045	<0.045	<0.045	<0.045	<0.045	<0.045	<0.045
Antimony	<0.0025	<0.0025	<0.0025	<0.0025	<0.0025	<0.0025	<0.0025	<0.0025
Arsenic	<0.0050	<0.0050	<0.0050	<0.0050	<0.0050	<0.0050	<0.0050	<0.0050
Barium	0.014	0.018	<0.010	<0.010	0.011	<0.010	0.011	<0.010
Beryllium	<0.0010	<0.0010	<0.0010	<0.0010	<0.0010	<0.0010	<0.0010	<0.0010
Bismuth	<0.10	<0.10	<0.10	<0.10	<0.10	<0.10	<0.10	<0.10
Boron	<0.10	<0.10	<0.10	<0.10	<0.10	<0.10	<0.10	<0.10
Cadmium	<0.0010	<0.0010	<0.0010	<0.0010	<0.0010	<0.0010	<0.0010	<0.0010
Calcium	64	99	39	12	11	8.9	10	8.9
Chloride	4.9	4.8	<1.0	<1.0	<1.00	<1.00	<1.00	<1.00
Chromium	<0.0050	<0.0050	<0.0050	<0.0050	<0.0050	<0.0050	<0.0050	<0.0050
Cobalt	<0.010	<0.010	<0.010	<0.010	<0.010	<0.010	<0.010	<0.010
Copper	<0.050	<0.050	<0.050	<0.050	<0.050	<0.050	<0.050	<0.050
Fluoride	1.4	2.2	2.1	2.1	2.0	0.86	0.66	0.51
Gallium	<0.10	<0.10	<0.10	<0.10	<0.10	<0.10	<0.10	<0.10
Iron	<0.010	<0.010	<0.010	<0.050	<0.010	0.014	<0.010	<0.010
Lead	<0.0025	<0.0025	<0.0025	<0.0025	<0.0025	<0.0025	<0.0025	<0.0025
Lithium	<0.10	<0.10	<0.10	<0.10	<0.10	<0.10	<0.10	<0.10
Magnesium	10	19	6.9	2.2	2.0	1.6	1.7	1.4
Manganese	0.057	0.12	0.042	0.014	<0.0050	<0.0050	<0.0050	<0.0050
Mercury	<0.00010	<0.00010	<0.00010	<0.00010	<0.00010	<0.00010	<0.00010	<0.00010
Molybdenum	0.029	0.075	0.049	0.045	0.027	<0.050	<0.010	<0.010
Nickel	<0.010	<0.010	<0.010	<0.010	<0.010	<0.010	<0.010	<0.010
Nitrate as N	4.7	2.0	<1.0	<1.0	3.1	<1.0	<1.0	<1.0
Nitrite as N	0.090	0.085	<0.025	0.061	0.27	<0.025	<0.025	<0.025
pH, stu	7.45	7.60	7.12	7.98	8.51	8.00	7.91	7.90
Phosphorus	<0.50	<0.50	<0.50	<0.50	<0.50	<0.50	<0.50	<0.50
Potassium	4.1	4.8	2.6	1.7	1.6	0.81	1.2	<2.5
Scandium	<0.10	<0.10	<0.10	<0.10	<0.10	<0.10	<0.10	<0.10
Selenium	0.0054	<0.0050	<0.0050	<0.0050	<0.0050	<0.0050	<0.0050	<0.0050
Silver	<0.0050	<0.0050	<0.0050	<0.0050	<0.0050	<0.0050	<0.0050	<0.0050
Sodium	17	29	13	6.2	3.5	1.3	1.2	0.91
Strontium	0.27	0.44	0.17	<0.10	<0.10	<0.10	<0.10	<0.10
Sulfate	250	310	120	16	7.7	7.2	5.9	4.7
Thallium	<0.0010	<0.0010	<0.0010	<0.0010	<0.0010	<0.0010	<0.0010	<0.0010
Tin	<0.10	<0.10	<0.10	<0.10	<0.10	<0.10	<0.10	<0.10
Titanium	<0.10	<0.10	<0.10	<0.10	<0.10	<0.10	<0.10	<0.10
Total Dissolved Solids	390	560	230	94	64	42	44	70
Uranium	<0.010	<0.010	<0.010	<0.010	<0.010	<0.010	<0.010	<0.010
Vanadium	0.020	0.026	0.011	<0.010	0.011	<0.010	<0.010	<0.010
Zinc	<0.010	<0.010	<0.010	<0.010	<0.010	<0.010	<0.010	<0.010
Cations, meq/L	4.86	7.89	3.15	1.09	0.91	0.65	0.72	0.64
Anions, meq/L	6.41	7.39	3.26	1.10	0.98	0.69	0.78	0.70
Balance, %	14	3.3	1.7	<1.0	3.8	2.5	3.9	4.2
WET Lab Report #	1101435	1102063	1102168	1102331	1103402	1104345	1105313	1106342

Table . - Profile II Analytical Results, HC Extracts,
Copper Flat Project, Sample SRK 0864

	Extract Week					
Analysis, mg/L	Week 24	Week 28	Week 32	Week 36	Week 40	Week 44[2)]
Alkalinity, $CaCO_3$	29	25	18	29	28	23
CO_3, $CaCO_3$	<1.0	<1.0	<1.0	<1.0	<1.0	<1.0
HCO_3	36	31	21	35	34	28
Aluminum	<0.045	0.047	<0.045	<0.045	<0.045	<0.045
Antimony	<0.0025	<0.0025	<0.0025	<0.0025	<0.0025	<0.0025
Arsenic	<0.0050	<0.0050	<0.0050	<0.0050	<0.0050	<0.0050
Barium	0.012	0.015	0.010	0.011	0.014	0.012
Beryllium	<0.0010	<0.0010	<0.0010	<0.0010	<0.0010	<0.0010
Bismuth	<0.10	<0.10	<0.10	<0.10	<0.10	<0.10
Boron	<0.10	<0.10	<0.10	<0.10	<0.10	<0.10
Cadmium	<0.0010	<0.0010	<0.0010	<0.0010	<0.0010	<0.0010
Calcium	9.1	8.4	8.5	9.4	11	8.7
Chloride	<1.00	<1.00	<1.00	<1.00	<1.00	<1.00
Chromium	<0.0050	<0.0050	<0.0050	<0.0050	<0.0050	<0.0050
Cobalt	<0.010	<0.010	<0.010	<0.010	<0.010	<0.010
Copper	<0.050	<0.050	<0.050	<0.050	<0.050	<0.050
Fluoride	0.35	0.32	0.27	0.28	0.20	0.14
Gallium	<0.10	<0.10	<0.10	<0.10	<0.10	<0.10
Iron	<0.010	<0.010	0.016	<0.010	<0.010	0.023
Lead	<0.0025	<0.0025	<0.0025	<0.0025	<0.0025	<0.0025
Lithium	<0.10	<0.10	<0.10	<0.10	<0.10	<0.10
Magnesium	1.5	1.4	1.4	1.4	1.5	1.2
Manganese	<0.0050	<0.0050	<0.0050	<0.0050	<0.0050	<0.0050
Mercury	<0.00010	<0.00010	<0.00010	<0.00010	<0.00010	<0.00010
Molybdenum	<0.010	<0.010	<0.010	<0.010	<0.010	<0.010
Nickel	<0.010	<0.010	<0.010	<0.010	<0.010	<0.010
Nitrate as N	<1.0	<1.0	2.6	<1.0	<1.0	1.1
Nitrite as N	<0.025	<0.025	<0.025	<0.025	<0.025	<0.025
pH, stu	8.01	7.78	7.38	7.73	7.69	7.46
Phosphorus	<0.50	<0.50	<0.50	<0.50	<0.50	<0.50
Potassium	1.1	0.98	1.0	1.1	1.1	0.91
Scandium	<0.10	<0.10	<0.10	<0.10	<0.10	<0.10
Selenium	<0.0050	<0.0050	<0.0050	<0.0050	<0.0050	<0.0050
Silver	<0.0050	<0.0050	<0.0050	<0.0050	<0.0050	<0.0050
Sodium	0.66	0.69	0.65	<0.50	0.62	0.50
Strontium	<0.10	<0.10	<0.10	<0.10	<0.10	<0.10
Sulfate	3.9	3.2	2.8	2.3	1.6	1.8
Thallium	<0.0010	<0.0010	<0.0010	<0.0010	<0.0010	<0.0010
Tin	<0.10	<0.10	<0.10	<0.10	<0.10	<0.10
Titanium	<0.10	<0.10	<0.10	<0.10	<0.10	<0.10
Total Dissolved Solids	40	34	46	74	48	27
Uranium	<0.010	<0.010	<0.010	<0.0010	<0.010	<0.010
Vanadium	<0.010	<0.010	<0.010	<0.010	<0.010	<0.010
Zinc	<0.010	<0.010	<0.010	<0.010	<0.010	<0.010
Cations, meq/L	0.63	0.59	0.59	0.61	0.73	0.58
Anions, meq/L	0.69	0.59	0.60	0.64	0.60	0.58
Balance, %	4.2	<1.0	<1.0	1.9	9.5	<1.0
WET Lab Report #	1107281	1108216	1109159	1110123	1111082	1112047

[2)] Test terminated on 12/09/11

Table . - Profile II Analytical Results, HC Extracts,
Copper Flat Project, Sample SRK 0866

	Extract Week							
Analysis, mg/L	Week 0	Week 1	Week 2	Week 4	Week 8	Week 12	Week 16	Week 20
Alkalinity, $CaCO_3$	24	17	25	22	13	7.7	7.7	4.6
CO_3, $CaCO_3$	<1.0	<1.0	<1.0	<1.0	<1.0	<1.0	<1.0	<1.0
HCO_3	29	21	31	27	16	9.4	9.4	5.7
Aluminum	<0.045	<0.045	<0.045	<0.045	<0.045	<0.045	<0.045	<0.045
Antimony	<0.0025	<0.0025	<0.0025	<0.0025	<0.0025	<0.0025	<0.0025	<0.0025
Arsenic	<0.0050	<0.0050	<0.0050	<0.0050	<0.0050	<0.0050	<0.0050	<0.0050
Barium	<0.010	0.012	<0.010	<0.010	<0.010	<0.010	<0.010	<0.010
Beryllium	<0.0010	<0.0010	<0.0010	<0.0010	<0.0010	<0.0010	<0.0010	<0.0010
Bismuth	<0.10	<0.10	<0.10	<0.10	<0.10	<0.10	<0.10	<0.10
Boron	<0.10	<0.10	<0.10	<0.10	<0.10	<0.10	<0.10	<0.10
Cadmium	<0.0010	<0.0010	<0.0010	<0.0010	<0.0010	<0.0010	<0.0010	<0.0010
Calcium	38	50	19	9.9	17	13	10	8.0
Chloride	5.2	3.7	<1.0	<1.0	<1.00	<1.00	<1.00	<1.00
Chromium	<0.0050	<0.0050	<0.0050	<0.0050	<0.0050	<0.0050	<0.0050	<0.0050
Cobalt	<0.010	<0.010	<0.010	<0.010	<0.010	<0.010	<0.010	<0.010
Copper	<0.050	<0.050	<0.050	<0.050	<0.050	<0.050	<0.050	<0.050
Fluoride	0.55	1.4	1.5	1.3	0.61	0.61	0.60	0.56
Gallium	<0.10	<0.10	<0.10	<0.10	<0.10	<0.10	<0.10	<0.10
Iron	<0.010	<0.010	<0.010	<0.010	<0.010	<0.010	<0.010	<0.010
Lead	<0.0025	<0.0025	<0.0025	<0.0025	<0.0025	<0.0025	<0.0025	<0.0025
Lithium	<0.10	<0.10	<0.10	<0.10	<0.10	<0.10	<0.10	<0.10
Magnesium	4.8	6.7	2.4	1.2	2.0	1.4	1.1	0.83
Manganese	0.085	0.093	0.035	0.0087	0.011	0.0060	<0.0050	<0.0050
Mercury	<0.00010	<0.00010	<0.00010	<0.00010	<0.00010	<0.00010	<0.00010	<0.00010
Molybdenum	<0.010	0.026	0.022	0.028	0.028	<0.010	<0.010	<0.010
Nickel	<0.010	<0.010	<0.010	<0.010	<0.010	<0.010	<0.010	<0.010
Nitrate as N	3.6	1.2	<1.0	<1.0	2.4	<1.0	<1.0	<1.0
Nitrite as N	0.026	0.029	<0.025	<0.025	0.54	<0.025	<0.025	<0.025
pH, stu	7.47	7.42	7.32	7.54	6.30	6.94	7.04	6.98
Phosphorus	<0.50	<0.50	<0.50	<0.50	<0.50	<0.50	<0.50	<0.50
Potassium	4.0	4.7	2.4	2.1	2.6	2.2	2.1	1.9
Scandium	<0.10	<0.10	<0.10	<0.10	<0.10	<0.10	<0.10	<0.10
Selenium	<0.0050	<0.0050	<0.0050	<0.0050	<0.0050	<0.0050	<0.0050	<0.0050
Silver	<0.0050	<0.0050	<0.0050	<0.0050	<0.0050	<0.0050	<0.0050	<0.0050
Sodium	6.3	9.3	3.9	2.2	1.4	0.75	0.56	<0.50
Strontium	0.36	0.52	0.19	<0.10	0.18	0.12	<0.10	<0.10
Sulfate	110	130	49	12	34	33	24	22
Thallium	<0.0010	<0.0010	<0.0010	<0.0010	<0.0010	<0.0010	<0.0010	<0.0010
Tin	<0.10	<0.10	<0.10	<0.10	<0.10	<0.10	<0.10	<0.10
Titanium	<0.10	<0.10	<0.10	<0.10	<0.10	<0.10	<0.10	<0.10
Total Dissolved Solids	220	220	94	60	86	82	48	57
Uranium	<0.010	<0.010	<0.010	<0.010	<0.010	<0.010	<0.010	<0.010
Vanadium	<0.010	<0.010	<0.010	<0.010	<0.010	<0.010	<0.010	<0.010
Zinc	<0.010	<0.010	<0.010	<0.010	<0.010	<0.010	<0.010	<0.010
Cations, meq/L	2.67	3.57	1.38	0.74	1.14	0.85	0.67	0.52
Anions, meq/L	3.20	3.31	1.62	0.76	1.17	0.87	0.69	0.58
Balance, %	9.0	3.8	8.2	1.2	1.4	1.2	1.3	5.9
WET Lab Report #	1101435	1102063	1102168	1102331	1103402	1104345	1105313	1106342

New Mexico Copper Corp.
MLI Job No. 3438

Table . - Profile II Analytical Results, HC Extracts,
Copper Flat Project, Sample SRK 0866

	Extract Week					
Analysis, mg/L	Week 24	Week 28	Week 32	Week 36	Week 40	Week 44[2)]
Alkalinity, $CaCO_3$	4.2	3.4	2.1	2.0	1.9	1.6
CO_3, $CaCO_3$	<1.0	<1.0	<1.0	<1.0	<1.0	<1.0
HCO_3	5.1	4.2	2.5	2.5	2.3	2.0
Aluminum	0.048	0.075	0.049	0.078	0.088	0.064
Antimony	<0.0025	<0.0025	<0.0025	<0.0025	<0.0025	<0.0025
Arsenic	<0.0050	<0.0050	<0.0050	<0.0050	<0.0050	<0.0050
Barium	<0.010	<0.010	0.016	<0.010	<0.010	<0.010
Beryllium	<0.0010	<0.0010	<0.0010	<0.0010	<0.0010	<0.0010
Bismuth	<0.10	<0.10	<0.10	<0.10	<0.10	<0.10
Boron	<0.10	<0.10	<0.10	<0.10	<0.10	<0.10
Cadmium	<0.0010	<0.0010	<0.0010	<0.0010	<0.0010	<0.0010
Calcium	7.5	6.0	5.2	4.4	3.2	4.2
Chloride	<1.00	<1.00	<1.00	<1.00	<1.00	<1.00
Chromium	<0.0050	<0.0050	<0.0050	<0.0050	<0.0050	<0.0050
Cobalt	<0.010	<0.010	<0.010	<0.010	<0.010	<0.010
Copper	<0.050	<0.050	<0.050	<0.050	<0.050	<0.050
Fluoride	0.70	0.70	0.89	0.99	0.81	0.73
Gallium	<0.10	<0.10	<0.10	<0.10	<0.10	<0.10
Iron	<0.010	<0.010	<0.010	<0.010	<0.010	<0.050
Lead	<0.0025	<0.0025	<0.0025	<0.0025	<0.0025	<0.0025
Lithium	<0.10	<0.10	<0.10	<0.10	<0.10	<0.10
Magnesium	0.81	0.64	0.55	<0.50	<0.50	<0.50
Manganese	<0.0050	<0.0050	0.010	0.0051	0.0065	0.0095
Mercury	<0.00010	<0.00010	<0.00010	<0.00010	<0.00010	<0.00010
Molybdenum	<0.010	<0.010	<0.010	<0.010	<0.010	<0.010
Nickel	<0.010	<0.010	<0.010	<0.010	<0.010	<0.010
Nitrate as N	<1.0	<1.0	<1.0	<1.0	<1.0	1.3
Nitrite as N	<0.025	<0.025	<0.025	<0.025	<0.025	<0.025
pH, stu	6.60	6.62	6.49	6.42	6.44	6.38
Phosphorus	<0.50	<0.50	<0.50	<0.50	<0.50	<0.50
Potassium	1.9	1.5	1.8	2.2	1.6	1.5
Scandium	<0.10	<0.10	<0.10	<0.10	<0.10	<0.10
Selenium	<0.0050	<0.0050	<0.0050	<0.0050	<0.0050	<0.0050
Silver	<0.0050	<0.0050	<0.0050	<0.0050	<0.0050	<0.0050
Sodium	<0.50	<0.50	<0.50	0.56	<0.50	<0.50
Strontium	<0.10	<0.10	<0.10	<0.10	<0.10	<0.10
Sulfate	21	16	13	10	6.6	5.9
Thallium	<0.0010	<0.0010	<0.0010	<0.0010	<0.0010	<0.0010
Tin	<0.10	<0.10	<0.10	<0.10	<0.10	<0.10
Titanium	<0.10	<0.10	<0.10	<0.10	<0.10	<0.10
Total Dissolved Solids	28	29	26	15	12	16
Uranium	<0.010	<0.010	<0.010	<0.010	<0.010	<0.010
Vanadium	<0.010	<0.010	<0.010	<0.010	<0.010	<0.010
Zinc	0.023	<0.010	<0.010	<0.010	<0.010	<0.010
Cations, meq/L	0.50	0.40	0.36	0.31	0.21	0.26
Anions, meq/L	0.56	0.44	0.36	0.30	0.22	0.29
Balance, %	5.9	4.8	<1.0	1.3	1.7	5.8
WET Lab Report #	1107281	1108216	1109159	1110123	1111082	1112047

[2)] Test terminated on 12/09/11

Table . - Profile II Analytical Results, HC Extracts,
Copper Flat Project, Sample SRK 0867

	Extract Week							
Analysis, mg/L	Week 0	Week 1	Week 2	Week 4	Week 8	Week 12	Week 16	Week 20
Alkalinity, $CaCO_3$	1.6	10	9.4	14	24	23	24	18
CO_3, $CaCO_3$	<1.0	<1.0	<1.0	<1.0	<1.0	<1.0	<1.0	<1.0
HCO_3	2.0	12	12	17	30	28	29	22
Aluminum	2.3	0.055	<0.045	<0.045	<0.045	<0.045	<0.045	<0.045
Antimony	<0.0025	0.0027	0.0034	0.0045	0.0058	0.0052	0.0048	0.0069
Arsenic	<0.0050	<0.0050	<0.0050	<0.0050	<0.0050	<0.0050	<0.0050	<0.0050
Barium	<0.010	<0.010	<0.010	<0.010	<0.010	<0.010	0.011	0.011
Beryllium	0.0024	<0.0010	<0.0010	<0.0010	<0.0010	<0.0010	<0.0010	<0.0010
Bismuth	<0.10	<0.10	<0.10	<0.10	<0.10	<0.10	<0.10	<0.10
Boron	0.16	0.32	<0.10	<0.10	<0.10	<0.10	<0.10	<0.10
Cadmium	0.015	0.0047	0.0013	<0.0010	<0.0010	<0.0010	<0.0010	<0.0010
Calcium	130	200	170	130	50	39	27	23
Chloride	4.3	6.2	<2.0	<1.0	<1.00	<1.00	<1.00	<1.00
Chromium	<0.0050	<0.0050	<0.0050	<0.0050	<0.0050	<0.0050	<0.0050	<0.0050
Cobalt	0.12	0.070	0.021	<0.010	<0.010	<0.010	<0.010	<0.010
Copper	30	0.72	0.12	<0.050	<0.050	<0.050	<0.050	0.061
Fluoride	3.6	1.2	1.5	2.1	2.1	1.8	1.4	1.3
Gallium	<0.10	<0.10	<0.10	<0.10	<0.10	<0.10	<0.10	<0.10
Iron	3.4	<0.010	<0.050	<0.010	<0.010	<0.010	<0.010	<0.010
Lead	<0.0025	<0.0025	<0.0025	<0.0025	<0.0025	<0.0025	<0.0025	<0.0025
Lithium	0.42	0.31	0.12	<0.10	<0.10	<0.10	<0.10	<0.10
Magnesium	13	22	17	8.3	2.7	2.3	1.7	1.6
Manganese	4.7	6.2	3.6	1.3	0.23	0.17	0.096	0.027
Mercury	<0.00010	<0.00010	<0.00010	<0.00010	<0.00010	<0.00010	<0.00010	<0.00010
Molybdenum	<0.010	<0.010	<0.010	0.013	0.023	0.019	<0.050	0.020
Nickel	0.24	0.083	0.022	<0.010	<0.010	<0.010	<0.010	<0.010
Nitrate as N	<1.0	<1.0	<1.0	<1.0	<1.0	<1.0	<1.0	<1.0
Nitrite as N	<0.025	<0.050	<0.050	<0.050	<0.025	<0.025	<0.025	<0.025
pH, stu	5.30	6.78	6.51	7.21	6.43	7.31	7.46	7.55
Phosphorus	<0.50	<0.50	<0.50	<0.50	<0.50	<0.50	<0.50	<0.50
Potassium	8.2	7.5	5.3	3.4	1.7	0.97	0.90	0.91
Scandium	<0.10	<0.10	<0.10	<0.10	<0.10	<0.10	<0.10	<0.10
Selenium	0.011	0.016	0.0099	<0.0050	<0.0050	<0.0050	<0.0050	<0.0050
Silver	<0.0050	<0.0050	<0.0050	<0.0050	<0.0050	<0.0050	<0.0050	<0.0050
Sodium	7.2	12	5.5	1.6	0.76	<0.50	<0.50	<0.50
Strontium	0.34	0.49	0.37	0.23	0.11	<0.10	<0.10	<0.10
Sulfate	610	530	550	320	110	75	51	48
Thallium	<0.0010	<0.0010	<0.0010	<0.0010	<0.0010	<0.0010	<0.0010	<0.0010
Tin	<0.10	<0.10	<0.10	<0.10	<0.10	<0.10	<0.10	<0.10
Titanium	<0.10	<0.10	<0.10	<0.10	<0.10	<0.10	<0.10	<0.10
Total Dissolved Solids	840	900	840	580	210	150	100	110
Uranium	0.013	<0.010	<0.010	<0.010	<0.010	<0.010	<0.010	<0.010
Vanadium	0.019	0.022	0.011	<0.010	<0.010	<0.010	<0.010	<0.010
Zinc	0.58	0.12	0.022	0.018	<0.010	<0.010	<0.010	<0.010
Cations, meq/L	9.65	12.8	10.4	7.37	2.80	2.17	1.51	1.31
Anions, meq/L	13.0	11.5	11.8	7.05	2.89	2.12	1.61	1.43
Balance, %	15	5.3	6.2	2.2	1.6	1.2	3.1	4.5
WET Lab Report #	1101435	1102063	1102168	1102331	1103402	1104345	1105313	1106342

Table . - Profile II Analytical Results, HC Extracts,
Copper Flat Project, Sample SRK 0867

	Extract Week							
Analysis, mg/L	Week 24	Week 28	Week 32	Week 36	Week 40	Week 44	Week 48	Week 52[3)]
Alkalinity, $CaCO_3$	13	14	6.4	20	17	19	19	22
CO_3, $CaCO_3$	<1.0	<1.0	<1.0	<1.0	<1.0	<1.0	<1.0	<1.0
HCO_3	16	17	7.8	25	21	24	24	27
Aluminum	<0.045	<0.045	<0.045	<0.045	<0.045	<0.045	<0.045	<0.045
Antimony	0.0066	0.0069	<0.0025	0.0076	0.0073	0.0075	0.0067	0.0066
Arsenic	<0.0050	<0.0050	<0.0050	<0.0050	<0.0050	<0.0050	<0.0050	<0.0050
Barium	0.012	0.011	0.013	0.013	0.016	0.017	0.020	0.024
Beryllium	<0.0010	<0.0010	<0.0010	<0.0010	<0.0010	<0.0010	<0.0010	<0.0010
Bismuth	<0.10	<0.10	<0.10	<0.10	<0.10	<0.10	<0.10	<0.10
Boron	<0.10	<0.10	<0.10	<0.10	<0.10	<0.10	<0.10	<0.10
Cadmium	<0.0010	<0.0010	<0.0010	<0.0010	<0.0010	<0.0010	<0.0010	<0.0010
Calcium	18	16	32	14	14	13	13	14
Chloride	<1.00	<1.00	<1.00	<1.00	<1.00	<1.00	<1.00	<1.00
Chromium	<0.0050	<0.0050	<0.0050	<0.0050	<0.0050	<0.0050	<0.0050	<0.0050
Cobalt	<0.010	<0.010	<0.010	<0.010	<0.010	<0.010	<0.010	<0.010
Copper	<0.050	<0.050	<0.050	<0.050	<0.050	<0.050	<0.050	0.059
Fluoride	0.92	0.73	0.49	0.56	0.44	0.32	0.33	0.40
Gallium	<0.10	<0.10	<0.10	<0.10	<0.10	<0.10	<0.10	<0.10
Iron	<0.010	<0.010	<0.010	<0.010	<0.010	<0.010	<0.010	<0.050
Lead	<0.0025	<0.0025	<0.0025	<0.0025	<0.0025	<0.0025	<0.0025	<0.0025
Lithium	<0.10	<0.10	<0.10	<0.10	<0.10	<0.10	<0.10	<0.10
Magnesium	1.4	1.3	0.68	1.2	1.2	1.2	1.2	1.3
Manganese	0.012	0.0084	<0.0050	0.010	0.012	0.014	0.025	0.026
Mercury	<0.00010	<0.00010	<0.00010	<0.00010	<0.00010	<0.00010	<0.00010	<0.00010
Molybdenum	0.019	0.016	0.35	0.013	0.011	0.011	0.010	<0.010
Nickel	<0.010	<0.010	<0.010	<0.010	<0.010	<0.010	<0.010	<0.010
Nitrate as N	<1.0	<1.0	<1.0	<1.0	<1.0	<1.0	<1.0	<1.0
Nitrite as N	<0.025	<0.025	<0.025	<0.025	<0.025	<0.025	<0.025	<0.025
pH, stu	6.92	7.14	6.85	7.26	7.27	7.45	7.46	7.66
Phosphorus	<0.50	<0.50	<0.50	<0.50	<0.50	<0.50	<0.50	<0.50
Potassium	0.73	0.52	<0.50	<2.5	<0.50	<0.50	<2.5	<0.50
Scandium	<0.10	<0.10	<0.10	<0.10	<0.10	<0.10	<0.10	<0.10
Selenium	<0.0050	<0.0050	<0.0050	<0.0050	<0.0050	<0.0050	<0.0050	<0.0050
Silver	<0.0050	<0.0050	<0.0050	<0.0050	<0.0050	<0.0050	<0.0050	<0.0050
Sodium	<0.50	<0.50	<0.50	<0.50	<0.50	<0.50	<0.50	<0.50
Strontium	<0.10	<0.10	<0.10	<0.10	<0.10	<0.10	<0.10	<0.10
Sulfate	37	32	80	23	20	16	14	15
Thallium	<0.0010	<0.0010	<0.0010	<0.0010	<0.0010	<0.0010	<0.0010	<0.0010
Tin	<0.10	<0.10	<0.10	<0.10	<0.10	<0.10	<0.10	<0.10
Titanium	<0.10	<0.10	<0.10	<0.10	<0.10	<0.10	<0.10	<0.10
Total Dissolved Solids	69	63	160	59	73	22	48	40
Uranium	<0.010	<0.010	<0.010	<0.010	<0.010	<0.010	<0.010	<0.010
Vanadium	<0.010	<0.010	<0.010	<0.010	<0.010	<0.010	<0.010	<0.010
Zinc	0.020	<0.010	<0.010	<0.010	<0.010	<0.010	<0.010	<0.010
Cations, meq/L	1.03	0.92	1.65	0.80	0.80	0.75	0.75	0.81
Anions, meq/L	1.08	0.98	1.82	0.92	0.78	0.74	0.70	0.78
Balance, %	2.3	3.4	4.8	7.0	<1.0	<1.0	3.2	2.1
WET Lab Report #	1107281	1108216	1109159	1110123	1111082	1112047	1112489	1201427

[3)] Test terminated on 02/17/12

Table . - Profile II Analytical Results, HC Extracts,
Copper Flat Project, Sample SRK 0872

	Extract Week							
Analysis, mg/L	Week 0	Week 1	Week 2	Week 4	Week 8	Week 12	Week 16	Week 20
Alkalinity, $CaCO_3$	<1.0	15	17	13	8.9	12	16	20
CO_3, $CaCO_3$	<1.0	<1.0	<1.0	<1.0	<1.0	<1.0	<1.0	<1.0
HCO_3	<1.0	18	20	16	11	15	19	25
Aluminum	4.9	0.068	0.053	<0.045	<0.045	<0.045	<0.045	<0.045
Antimony	<0.0025	<0.0025	<0.0025	<0.0025	<0.0025	<0.0025	<0.0025	<0.0025
Arsenic	<0.0050	<0.0050	<0.0050	<0.0050	<0.0050	<0.0050	<0.0050	<0.0050
Barium	<0.010	<0.010	<0.010	<0.010	<0.010	<0.010	<0.010	<0.010
Beryllium	0.0033	<0.0010	<0.0010	<0.0010	<0.0010	<0.0010	<0.0010	<0.0010
Bismuth	<0.10	<0.10	<0.10	<0.10	<0.10	<0.10	<0.10	<0.10
Boron	<0.10	<0.10	<0.10	<0.10	<0.10	<0.10	<0.10	<0.10
Cadmium	0.013	0.0027	<0.0050	<0.0050	<0.0010	<0.0010	<0.0010	<0.0010
Calcium	250	330	260	240	140	74	34	32
Chloride	4.2	<5.0	<2.0	<1.0	<1.00	<1.00	<1.00	<1.00
Chromium	<0.0050	<0.0050	<0.0050	<0.0050	<0.0050	<0.0050	<0.0050	<0.0050
Cobalt	0.091	0.024	0.010	<0.010	<0.010	<0.010	<0.010	<0.010
Copper	6.2	0.14	<0.050	<0.050	<0.050	<0.050	<0.050	<0.050
Fluoride	3.3	0.74	0.89	1.4	1.3	1.9	1.0	0.75
Gallium	<0.10	<0.10	<0.10	<0.10	<0.10	<0.10	<0.10	<0.10
Iron	6.1	<0.010	<0.010	<0.010	<0.010	<0.010	<0.010	<0.050
Lead	<0.0025	<0.0025	<0.0025	<0.0025	<0.0025	<0.0025	<0.0025	<0.0025
Lithium	<0.10	<0.10	<0.10	<0.10	<0.10	<0.10	<0.10	<0.10
Magnesium	11	19	12	7.8	2.6	0.78	<0.50	0.56
Manganese	3.4	3.8	2.3	1.2	0.37	0.092	0.041	0.033
Mercury	<0.00010	<0.00010	<0.00010	<0.00010	<0.00010	<0.00010	<0.00010	<0.00010
Molybdenum	<0.010	<0.010	<0.010	<0.010	0.013	0.020	0.024	0.079
Nickel	0.020	0.014	<0.010	<0.010	<0.010	<0.010	<0.010	<0.010
Nitrate as N	<1.0	<1.0	<1.0	<1.0	<1.0	<1.0	<1.0	<1.0
Nitrite as N	<0.025	<0.12	<0.050	<0.050	<0.025	<0.025	<0.025	<0.025
pH, stu	4.93	7.00	6.66	7.14	6.19	7.10	7.38	7.52
Phosphorus	<0.50	<0.50	<0.50	<0.50	<0.50	<0.50	<0.50	<0.50
Potassium	7.8	4.4	2.7	2.0	1.0	0.52	<0.50	<0.50
Scandium	<0.10	<0.10	<0.10	<0.10	<0.10	<0.10	<0.10	<0.10
Selenium	0.0089	0.014	0.0078	<0.0050	<0.0050	<0.0050	<0.0050	<0.0050
Silver	<0.0050	<0.0050	<0.0050	<0.0050	<0.0050	<0.0050	<0.0050	<0.0050
Sodium	6.2	6.0	2.4	0.97	<0.50	<0.50	<0.50	<0.50
Strontium	0.39	0.29	0.18	0.12	<0.10	<0.10	<0.10	<0.10
Sulfate	910	830	800	650	380	160	68	64
Thallium	<0.0010	<0.0010	<0.0010	<0.0010	<0.0010	<0.0010	<0.0010	<0.0010
Tin	<0.10	<0.10	<0.10	<0.10	<0.10	<0.10	<0.10	<0.10
Titanium	<0.10	<0.10	<0.10	<0.10	<0.10	<0.10	<0.10	<0.10
Total Dissolved Solids	1,300	1,400	1,200	1,000	560	300	150	160
Uranium	0.055	<0.010	<0.010	<0.010	<0.010	<0.010	<0.010	<0.010
Vanadium	0.013	0.021	<0.010	<0.010	<0.010	<0.010	<0.010	<0.010
Zinc	0.82	0.084	0.023	0.11	<0.010	<0.010	<0.010	<0.010
Cations, meq/L	15.1	18.6	14.2	12.8	7.24	3.77	1.70	1.64
Anions, meq/L	19.2	17.7	17.0	13.9	8.16	3.68	1.78	1.78
Balance, %	12	2.3	9.0	4.2	6.0	1.3	2.3	4.0
WET Lab Report #	1101435	1102063	1102168	1102331	1103402	1104345	1105313	1106342

Table . - Profile II Analytical Results, HC Extracts,
Copper Flat Project, Sample SRK 0872

	Extract Week							
Analysis, mg/L	Week 24	Week 28	Week 32	Week 36	Week 40	Week 44	Week 48	Week 52
Alkalinity, $CaCO_3$	21	12	12	16	19	10	9.2	7.6
CO_3, $CaCO_3$	<1.0	<1.0	<1.0	<1.0	<1.0	<1.0	<1.0	<1.0
HCO_3	26	14	15	20	24	13	11	9.2
Aluminum	<0.045	<0.045	<0.045	<0.045	<0.045	<0.045	<0.045	<0.045
Antimony	<0.0025	<0.0025	0.0075	<0.0025	<0.0025	<0.0025	<0.0025	<0.0025
Arsenic	<0.0050	<0.0050	<0.0050	<0.0050	<0.0050	<0.0050	<0.0050	<0.0050
Barium	0.015	0.014	0.010	0.019	0.020	0.015	0.022	0.018
Beryllium	<0.0010	<0.0010	<0.0010	<0.0010	<0.0010	<0.0010	<0.0010	<0.0010
Bismuth	<0.10	<0.10	<0.10	<0.10	<0.10	<0.10	<0.10	<0.10
Boron	<0.10	<0.10	<0.10	<0.10	<0.10	<0.10	<0.10	<0.10
Cadmium	<0.0010	<0.0010	<0.0010	<0.0010	<0.0010	<0.0010	<0.0010	<0.0010
Calcium	33	32	13	32	29	21	21	18
Chloride	<1.00	<1.00	<1.00	<1.00	<1.00	<1.00	<1.00	<1.00
Chromium	<0.0050	<0.0050	<0.0050	<0.0050	<0.0050	<0.0050	<0.0050	<0.0050
Cobalt	<0.010	<0.010	<0.010	<0.010	<0.010	<0.010	<0.010	<0.010
Copper	<0.050	<0.050	<0.050	<0.050	<0.050	<0.050	<0.050	<0.050
Fluoride	0.57	0.58	0.68	0.29	0.27	0.25	0.29	0.26
Gallium	<0.10	<0.10	<0.10	<0.10	<0.10	<0.10	<0.10	<0.10
Iron	<0.010	<0.010	<0.010	<0.010	<0.010	0.012	<0.010	0.011
Lead	<0.0025	<0.0025	<0.0025	<0.0025	<0.0025	<0.0025	<0.0025	<0.0025
Lithium	<0.10	<0.10	<0.10	<0.10	<0.10	<0.10	<0.10	<0.10
Magnesium	0.67	0.65	1.0	0.94	0.98	0.79	0.93	0.80
Manganese	0.022	<0.0050	<0.0050	<0.0050	<0.0050	<0.0050	<0.0050	<0.0050
Mercury	<0.00010	<0.00010	<0.00010	<0.00010	<0.00010	<0.00010	<0.00010	<0.00010
Molybdenum	0.21	0.29	0.016	0.33	0.31	0.24	0.25	0.19
Nickel	<0.010	<0.010	<0.010	<0.010	<0.010	<0.010	<0.010	<0.010
Nitrate as N	<1.0	<1.0	<1.0	<1.0	<1.0	<1.0	<1.0	<1.0
Nitrite as N	<0.025	<0.025	<0.025	<0.025	<0.025	<0.025	<0.025	<0.025
pH, stu	7.07	7.05	7.10	7.19	7.26	7.16	7.00	6.63
Phosphorus	<0.50	<0.50	<0.50	<0.50	<0.50	<0.50	<0.50	<0.50
Potassium	<0.50	<0.50	0.61	<0.50	<0.50	<0.50	<0.50	<0.50
Scandium	<0.10	<0.10	<0.10	<0.10	<0.10	<0.10	<0.10	<0.10
Selenium	<0.0050	<0.0050	<0.0050	<0.0050	<0.0050	<0.0050	<0.0050	<0.0050
Silver	<0.0050	<0.0050	<0.0050	<0.0050	<0.0050	<0.0050	<0.0050	<0.0050
Sodium	<0.50	<0.50	<0.50	<0.50	<0.50	<0.50	<0.50	<0.50
Strontium	<0.10	<0.10	<0.10	<0.10	<0.10	<0.10	<0.10	<0.10
Sulfate	63	70	27	67	54	40	41	36
Thallium	<0.0010	<0.0010	<0.0010	<0.0010	<0.0010	<0.0010	<0.0010	<0.0010
Tin	<0.10	<0.10	<0.10	<0.10	<0.10	<0.10	<0.10	<0.10
Titanium	<0.10	<0.10	<0.10	<0.10	<0.10	<0.10	<0.10	<0.10
Total Dissolved Solids	130	150	53	130	120	78	100	88
Uranium	<0.010	<0.010	<0.010	<0.010	<0.010	<0.010	<0.010	<0.010
Vanadium	<0.010	<0.010	<0.010	<0.010	<0.010	<0.010	<0.010	<0.010
Zinc	0.038	<0.010	<0.010	<0.010	<0.010	<0.010	<0.010	<0.010
Cations, meq/L	1.70	1.65	0.75	1.67	1.53	1.11	1.12	0.96
Anions, meq/L	1.77	1.72	0.84	1.74	1.53	1.06	1.05	0.91
Balance, %	1.8	2.0	6.1	1.9	<1.0	2.5	3.5	2.7
WET Lab Report #	1107281	1108216	1109159	1110123	1111082	1112047	1112489	1201427

Table . - Profile II Analytical Results, HC Extracts,
Copper Flat Project, Sample SRK 0872

	Extract Week							
Analysis, mg/L	Week 56	Week 60	Week 64	Week 68	Week 72	Week 76	Week 80	Week 84
Alkalinity, $CaCO_3$	11	17	10	12	4.2	6.0	7.0	6.0
CO_3, $CaCO_3$	<1.0	<1.0	<1.0	<1.0	<1.0	<1.0	<1.0	<1.0
HCO_3	13	21	12	15	5.2	7.3	8.6	7.3
Aluminum	<0.045	<0.045	<0.045	<0.045	<0.045	0.046	<0.045	<0.045
Antimony	<0.0025	<0.0025	<0.0025	<0.0025	<0.0025	<0.0025	<0.0025	<0.0025
Arsenic	<0.0050	<0.0050	<0.010	<0.0050	<0.0050	<0.0050	<0.0050	<0.0050
Barium	0.021	0.024	0.025	0.034	0.020	0.017	0.018	0.018
Beryllium	<0.0010	<0.0010	<0.0010	<0.0010	<0.0010	<0.0010	<0.0010	<0.0010
Bismuth	<0.10	<0.10	<0.10	<0.10	<0.10	<0.10	<0.10	<0.10
Boron	<0.10	<0.10	<0.10	<0.10	<0.10	<0.10	<0.10	<0.10
Cadmium	<0.0010	0.0012	<0.0010	<0.0010	<0.0010	<0.0010	<0.0010	<0.0010
Calcium	18	16	15	17	12	11	9.8	10
Chloride	<1.00	<1.00	<1.00	<1.00	<1.00	<1.00	<1.00	<1.00
Chromium	<0.0050	<0.0050	<0.0050	<0.0050	<0.0050	<0.0050	<0.0050	<0.0050
Cobalt	<0.010	<0.010	<0.010	<0.010	<0.010	<0.010	<0.010	<0.010
Copper	<0.050	<0.050	<0.050	<0.050	<0.050	<0.050	<0.050	<0.050
Fluoride	0.35	0.32	0.43	0.47	0.38	0.48	0.54	0.52
Gallium	<0.10	<0.10	<0.10	<0.10	<0.10	<0.10	<0.10	<0.10
Iron	<0.050	<0.050	0.011	<0.010	<0.050	0.022	0.022	0.017
Lead	<0.0025	<0.0025	<0.0025	<0.0025	<0.0025	<0.0025	<0.0025	<0.0025
Lithium	<0.10	<0.10	<0.10	<0.10	<0.10	<0.10	<0.10	<0.10
Magnesium	0.97	0.93	0.92	1.1	0.84	0.77	0.70	0.76
Manganese	<0.0050	<0.0050	<0.0050	<0.0050	<0.0050	<0.0050	<0.0050	<0.0050
Mercury	<0.00010	<0.00010	<0.00010	<0.00010	<0.00010	<0.00010	<0.00010	<0.00010
Molybdenum	0.20	0.15	0.16	0.16	0.098	0.11	0.075	0.065
Nickel	<0.010	<0.010	<0.010	<0.010	<0.010	<0.010	<0.010	<0.010
Nitrate as N	<1.0	<1.0	<1.0	<1.0	<1.0	<1.0	<1.0	<1.0
Nitrite as N	<0.025	<0.025	<0.030	<0.030	<0.030	<0.025	<0.025	<0.025
pH, stu	6.86	7.34	6.81	6.41	6.67	6.49	6.99	6.61
Phosphorus	<0.50	<0.50	<0.50	<0.50	<0.50	<0.50	<0.50	<0.50
Potassium	<0.50	<0.50	<0.50	<0.50	<0.50	<0.50	<0.50	<0.50
Scandium	<0.10	<0.10	<0.10	<0.10	<0.10	<0.10	<0.10	<0.10
Selenium	<0.0050	<0.0050	<0.010	<0.0050	<0.0050	<0.0050	<0.0050	<0.0050
Silver	<0.0050	<0.0050	<0.0050	<0.0050	<0.0050	<0.0050	<0.0050	<0.0050
Sodium	<0.50	<0.50	<0.50	<0.50	<0.50	<0.50	<0.50	<0.50
Strontium	<0.10	<0.10	<0.10	<0.10	<0.10	<0.10	<0.10	<0.10
Sulfate	39	30	34	37	31	25	26	28
Thallium	<0.0010	<0.0010	<0.0020	<0.0010	<0.0010	<0.0010	<0.0010	<0.0010
Tin	<0.10	<0.10	<0.10	<0.10	<0.10	<0.10	<0.10	<0.10
Titanium	<0.10	<0.10	<0.10	<0.10	<0.10	<0.10	<0.10	<0.10
Total Dissolved Solids	89	86	82	88	68	73	64	64
Uranium	<0.010	<0.010	<0.010	<0.0050	<0.0050	<0.0050	<0.0050	<0.0050
Vanadium	<0.010	<0.010	<0.010	<0.010	<0.010	<0.010	<0.010	<0.010
Zinc	<0.010	<0.010	<0.010	<0.010	<0.010	<0.010	<0.010	<0.010
Cations, meq/L	0.98	0.87	0.82	0.94	0.67	0.62	0.55	0.56
Anions, meq/L	1.04	0.99	0.93	1.04	0.75	0.67	0.71	0.73
Balance, %	3.2	6.0	5.8	5.2	5.8	3.6	13	13
WET Lab Report #	1202374	1203479	1204385	1205361	1206343	1207261	1208181	1209076

Table . - Profile II Analytical Results, HC Extracts,
Copper Flat Project, Sample SRK 0872

	Extract Week		
Analysis, mg/L	Week 88	Week 92	Week 96
Alkalinity, $CaCO_3$	5.8	6.3	5.9
CO_3, $CaCO_3$	<1.0	<1.0	<1.0
HCO_3	7.1	7.7	7.2
Aluminum	<0.045	0.079	<0.045
Antimony	<0.0025	<0.010	0.0029
Arsenic	<0.0050	<0.025	<0.0050
Barium	0.037	0.024	0.042
Beryllium	<0.0010	<0.0010	<0.0010
Bismuth	<0.10	<0.10	<0.10
Boron	<0.10	<0.10	<0.10
Cadmium	<0.0010	<0.0010	<0.0010
Calcium	9.5	9.7	10
Chloride	<1.00	<1.00	<1.00
Chromium	<0.0050	<0.0050	<0.0050
Cobalt	<0.010	<0.010	<0.010
Copper	<0.050	0.059	<0.050
Fluoride	0.49	0.67	0.62
Gallium	<0.10	<0.10	<0.10
Iron	0.024	0.049	0.032
Lead	<0.0025	<0.0025	<0.0025
Lithium	<0.10	<0.10	<0.10
Magnesium	0.73	0.80	0.82
Manganese	<0.0050	<0.0050	0.012
Mercury	<0.00010	<0.00010	<0.00010
Molybdenum	0.062	0.064	0.045
Nickel	<0.010	<0.010	<0.010
Nitrate as N	<1.0	<1.0	1.1
Nitrite as N	<0.025	0.074	0.080
pH, stu	6.73	6.66	6.74
Phosphorus	<0.50	<0.50	<0.50
Potassium	<0.50	<0.50	<0.50
Scandium	<0.10	<0.10	<0.10
Selenium	<0.0050	<0.025	<0.0050
Silver	<0.0050	<0.0050	<0.0050
Sodium	<0.50	<0.50	<0.50
Strontium	<0.10	<0.10	<0.10
Sulfate	23	22	23
Thallium	<0.0010	<0.0010	<0.0010
Tin	<0.10	<0.10	<0.10
Titanium	<0.10	<0.10	<0.10
Total Dissolved Solids	70	54	74
Uranium	<0.0050	<0.0050	<0.0050
Vanadium	<0.010	<0.010	<0.010
Zinc	<0.010	<0.010	<0.010
Cations, meq/L	0.54	0.56	0.57
Anions, meq/L	0.62	0.62	0.71
Balance, %	7.4	4.8	11
WET Lab Report #	1210131	1211013	1211513

Table . - Profile II Analytical Results, HC Extracts,
Copper Flat Project, Sample CF-11-02 (0-27)

	Extract Week							
Analysis, mg/L	Week 0	Week 1	Week 2	Week 4	Week 8	Week 12	Week 16	Week 20
Alkalinity, $CaCO_3$	110	92	76	64	78	43	44	39
CO_3, $CaCO_3$	<1.0	<1.0	<1.0	<1.0	<1.0	<1.0	<1.0	<1.0
HCO_3	140	110	92	78	96	52	53	47
Aluminum	<0.045	<0.045	<0.045	<0.045	<0.045	<0.045	0.048	0.049
Antimony	<0.0025	<0.0025	<0.0025	<0.0025	<0.0025	<0.0025	<0.0025	<0.0025
Arsenic	<0.0050	<0.0050	<0.0050	<0.0050	<0.0050	<0.0050	<0.010	<0.010
Barium	<0.010	<0.010	0.010	0.012	0.010	<0.010	<0.010	<0.010
Beryllium	<0.0010	<0.0010	<0.0010	<0.0010	<0.0010	<0.0010	<0.0010	<0.0010
Bismuth	<0.10	<0.10	<0.10	<0.10	<0.10	<0.10	<0.10	<0.10
Boron	<0.10	<0.10	<0.10	<0.10	0.20	<0.10	<0.10	<0.10
Cadmium	<0.0010	<0.0010	<0.0010	<0.0010	<0.0010	<0.0010	<0.0050	<0.0010
Calcium	40	32	25	24	32	20	16	19
Chloride	20	1.7	<1.00	<1.00	<1.00	<1.00	<1.00	<1.00
Chromium	<0.0050	<0.0050	<0.0050	<0.0050	<0.0050	<0.0050	<0.0050	<0.0050
Cobalt	<0.010	<0.010	<0.010	<0.010	<0.010	<0.010	<0.010	<0.010
Copper	<0.050	<0.050	<0.050	<0.050	<0.050	<0.050	<0.050	<0.050
Fluoride	8.6	4.4	2.5	1.8	0.86	0.93	1.2	1.2
Gallium	<0.10	<0.10	<0.10	<0.10	<0.10	<0.10	<0.10	<0.10
Iron	<0.010	<0.010	<0.010	<0.010	<0.050	<0.050	<0.050	<0.010
Lead	<0.0025	0.0028	0.0036	<0.0025	<0.0025	<0.0025	<0.0025	<0.0025
Lithium	<0.10	<0.10	<0.10	<0.10	<0.10	<0.10	<0.10	<0.10
Magnesium	7.1	6.7	5.2	4.6	5.9	3.7	2.9	3.2
Manganese	0.031	0.12	0.064	0.043	0.061	0.035	0.028	0.028
Mercury	0.00037	0.00036	0.00032	0.00017	<0.00010	<0.00010	<0.00010	<0.00010
Molybdenum	0.053	0.059	0.023	<0.010	<0.010	<0.010	0.011	<0.010
Nickel	<0.010	<0.010	<0.010	<0.010	<0.010	<0.010	<0.010	<0.010
Nitrate as N	<1.0	<1.0	<1.0	<1.0	<1.0	<1.0	<1.0	<1.0
Nitrite as N	0.059	<0.030	<0.030	<0.030	<0.025	<0.025	<0.025	<0.025
pH, stu	8.16	7.45	7.93	7.97	7.35	7.79	7.67	7.55
Phosphorus	<0.50	<0.50	<0.50	<0.50	<0.50	<0.50	<0.50	<0.50
Potassium	18	15	11	8.9	7.0	3.5	2.4	2.2
Scandium	<0.10	<0.10	<0.10	<0.10	<0.10	<0.10	<0.10	<0.10
Selenium	0.0099	0.011	<0.0050	<0.0050	<0.0050	<0.0050	<0.010	<0.010
Silver	<0.0050	<0.0050	<0.0050	<0.0050	<0.0050	<0.0050	<0.0050	<0.0050
Sodium	48	18	7.4	2.8	1.6	0.72	0.62	0.53
Strontium	0.38	0.33	0.26	0.20	0.30	0.18	0.14	0.16
Sulfate	98	54	28	20	37	24	21	23
Thallium	<0.0010	<0.0010	<0.0010	<0.0010	<0.0010	<0.0010	<0.0010	<0.0010
Tin	<0.10	<0.10	<0.10	<0.10	<0.10	<0.10	<0.10	<0.10
Titanium	<0.10	<0.10	<0.10	<0.10	<0.10	<0.10	<0.10	<0.10
Total Dissolved Solids	350	210	170	130	180	120	91	80
Uranium	0.014	0.027	0.020	0.014	0.0082	0.0067	<0.0050	<0.0050
Vanadium	<0.010	<0.010	<0.010	<0.010	0.011	<0.010	<0.010	<0.010
Zinc	<0.010	<0.010	<0.010	<0.010	<0.010	<0.010	<0.010	<0.010
Cations, meq/L	5.13	3.32	2.28	1.93	2.33	1.42	1.13	1.30
Anions, meq/L	5.35	3.21	2.22	1.79	2.39	1.40	1.37	1.31
Balance, %	2.1	1.7	1.3	3.7	1.2	<1.0	9.5	<1.0
WET Lab Report #	1205220	1205362	1205478	1206157	1207066	1208040	1208599	1209549

Table . - Profile II Analytical Results, HC Extracts,
Copper Flat Project, Sample CF-11-02 (0-27)

	Extract Week	
Analysis, mg/L	Week 24	Week 28
Alkalinity, $CaCO_3$	44	38
CO_3, $CaCO_3$	<1.0	<1.0
HCO_3	53	46
Aluminum	0.050	0.052
Antimony	<0.0025	<0.0025
Arsenic	<0.0050	<0.0050
Barium	<0.010	<0.010
Beryllium	<0.0010	<0.0010
Bismuth	<0.10	<0.10
Boron	<0.10	<0.10
Cadmium	<0.0010	<0.0010
Calcium	18	16
Chloride	<1.00	<1.00
Chromium	<0.0050	<0.0050
Cobalt	<0.010	<0.010
Copper	<0.050	<0.050
Fluoride	1.0	0.91
Gallium	<0.10	<0.10
Iron	<0.010	<0.010
Lead	<0.0025	<0.0025
Lithium	<0.10	<0.10
Magnesium	3.2	2.9
Manganese	0.023	0.017
Mercury	<0.00010	<0.00010
Molybdenum	<0.010	<0.010
Nickel	<0.010	<0.010
Nitrate as N	<1.0	<1.0
Nitrite as N	<0.025	<0.025
pH, stu	7.50	7.77
Phosphorus	<0.50	<0.50
Potassium	2.0	2.2
Scandium	<0.10	<0.1000
Selenium	<0.0050	<0.0050
Silver	<0.0050	<0.0050
Sodium	0.70	1.8
Strontium	0.15	0.14
Sulfate	19	17
Thallium	<0.0010	<0.0010
Tin	<0.10	<0.10
Titanium	<0.10	<0.10
Total Dissolved Solids	83	84
Uranium	<0.0050	<0.0050
Vanadium	<0.010	<0.010
Zinc	<0.010	<0.010
Cations, meq/L	1.25	1.18
Anions, meq/L	1.32	1.16
Balance, %	2.6	<1.0
WET Lab Report #	1210537	1211395

Table . - Profile II Analytical Results, HC Extracts,
Copper Flat Project, Sample CF-11-02 (367-408)

	Extract Week							
Analysis, mg/L	Week 0	Week 1	Week 2	Week 4	Week 8	Week 12	Week 16	Week 20
Alkalinity, $CaCO_3$	59	46	42	40	84	33	36	30
CO_3, $CaCO_3$	2.9	<1.0	<1.0	<1.0	<1.0	<1.0	<1.0	<1.0
HCO_3	66	56	51	49	100	40	44	36
Aluminum	0.078	0.090	0.088	0.099	0.13	0.089	0.074	0.11
Antimony	<0.0025	<0.0025	<0.0025	<0.0025	<0.0025	<0.0025	<0.0025	<0.0025
Arsenic	<0.0050	<0.0050	<0.0050	<0.0050	<0.0050	<0.0050	<0.0050	<0.010
Barium	<0.010	0.011	0.012	0.014	0.017	<0.010	0.015	<0.010
Beryllium	<0.0010	<0.0010	<0.0010	<0.0010	<0.0010	<0.0010	<0.0010	<0.0010
Bismuth	<0.10	<0.10	<0.10	<0.10	<0.10	<0.10	<0.10	<0.10
Boron	<0.10	<0.10	<0.10	<0.10	0.22	<0.10	<0.10	<0.10
Cadmium	<0.0010	<0.0010	<0.0010	<0.0010	<0.0010	<0.0010	<0.0010	<0.0010
Calcium	18	16	14	18	29	15	20	16
Chloride	32	3.4	<1.00	<1.00	<1.00	<1.00	<1.00	<1.00
Chromium	<0.0050	<0.0050	<0.0050	<0.0050	<0.0050	<0.0050	<0.0050	<0.0050
Cobalt	<0.010	<0.010	<0.010	<0.010	<0.010	<0.010	<0.010	<0.010
Copper	<0.050	<0.050	<0.050	<0.050	<0.050	<0.050	0.079	<0.050
Fluoride	3.3	1.7	1.2	1.2	0.75	0.87	1.9	1.1
Gallium	<0.10	<0.10	<0.10	<0.10	<0.10	<0.10	<0.10	<0.10
Iron	<0.010	<0.010	<0.010	<0.010	<0.010	<0.050	<0.010	<0.010
Lead	<0.0025	0.0027	<0.0025	<0.0025	<0.0025	<0.0025	<0.0025	<0.0025
Lithium	<0.10	<0.10	<0.10	<0.10	<0.10	<0.10	<0.10	<0.10
Magnesium	2.1	1.9	1.5	1.9	2.7	1.3	1.5	0.94
Manganese	<0.0050	<0.0050	0.0071	0.0086	0.020	0.019	0.023	0.020
Mercury	0.00041	<0.00010	<0.00010	<0.00010	<0.00010	<0.00010	<0.00010	<0.00010
Molybdenum	0.020	0.016	<0.010	<0.010	<0.010	<0.010	<0.010	<0.010
Nickel	<0.010	<0.010	<0.010	<0.010	<0.010	<0.010	<0.010	<0.010
Nitrate as N	<1.0	<1.0	<1.0	<1.0	<1.0	<1.0	<1.0	<1.0
Nitrite as N	0.044	<0.030	<0.030	<0.030	<0.025	<0.025	0.11	<0.025
pH, stu	8.53	7.25	7.83	7.60	7.45	7.36	7.40	7.50
Phosphorus	<0.50	<0.50	<0.50	<0.50	<0.50	<0.50	<0.50	<0.50
Potassium	12	10	8.0	8.1	6.1	2.9	2.8	1.7
Scandium	<0.10	<0.10	<0.10	<0.10	<0.10	<0.10	<0.10	<0.10
Selenium	<0.0050	0.0054	<0.0050	<0.0050	<0.0050	<0.0050	<0.0050	<0.010
Silver	<0.0050	<0.0050	<0.0050	<0.0050	<0.0050	<0.0050	<0.0050	<0.0050
Sodium	38	18	7.8	3.3	1.7	0.78	0.83	<0.50
Strontium	0.29	0.24	0.20	0.23	0.38	0.18	0.23	0.17
Sulfate	40	32	18	20	22	18	24	17
Thallium	<0.0010	<0.0010	<0.0010	<0.0010	<0.0010	<0.0010	<0.0010	<0.0010
Tin	<0.10	<0.10	<0.10	<0.10	<0.10	<0.10	<0.10	<0.10
Titanium	<0.10	<0.10	<0.10	<0.10	<0.10	<0.10	<0.10	<0.10
Total Dissolved Solids	210	150	96	96	180	80	90	62
Uranium	<0.0050	0.0062	0.0075	0.0069	0.0058	<0.0050	<0.0050	<0.0050
Vanadium	<0.010	<0.010	<0.010	<0.010	<0.010	<0.010	<0.010	<0.010
Zinc	<0.010	<0.010	<0.010	<0.010	<0.010	<0.010	<0.010	<0.010
Cations, meq/L	3.04	2	1.38	1.42	1.91	0.97	1.24	0.93
Anions, meq/L	3.09	1.77	1.27	1.28	2.14	1.08	1.32	1.00
Balance, %	<1.0	6.2	3.9	5.0	5.5	5.0	3.1	3.6
WET Lab Report #	1205220	1205362	1205478	1206157	1207066	1208040	1208599	1209549

Table . - Profile II Analytical Results, HC Extracts,
Copper Flat Project, Sample CF-11-02 (367-408)

	Extract Week	
Analysis, mg/L	Week 24	Week 28
Alkalinity, $CaCO_3$	29	23
CO_3, $CaCO_3$	<1.0	<1.0
HCO_3	36	28
Aluminum	0.10	0.14
Antimony	<0.0025	<0.0025
Arsenic	<0.0050	<0.0050
Barium	0.049	<0.010
Beryllium	<0.0010	<0.0010
Bismuth	<0.10	<0.10
Boron	<0.10	<0.10
Cadmium	<0.0010	<0.0010
Calcium	16	15
Chloride	<1.00	<1.00
Chromium	<0.0050	<0.0050
Cobalt	<0.010	<0.010
Copper	<0.050	0.056
Fluoride	1.0	1.0
Gallium	<0.10	<0.10
Iron	<0.010	0.033
Lead	<0.0025	<0.0025
Lithium	<0.10	<0.10
Magnesium	0.83	0.69
Manganese	0.022	0.022
Mercury	<0.00010	<0.00010
Molybdenum	<0.010	<0.010
Nickel	<0.010	<0.010
Nitrate as N	<1.0	<1.0
Nitrite as N	<0.025	<0.025
pH, stu	7.69	7.54
Phosphorus	<0.50	<0.50
Potassium	1.4	1.8
Scandium	<0.10	<0.1000
Selenium	<0.0050	<0.0050
Silver	<0.0050	<0.0050
Sodium	0.58	1.4
Strontium	0.15	0.15
Sulfate	17	16
Thallium	<0.0010	<0.0010
Tin	<0.10	<0.10
Titanium	<0.10	<0.10
Total Dissolved Solids	63	89
Uranium	<0.0050	<0.0050
Vanadium	<0.010	<0.010
Zinc	<0.010	<0.010
Cations, meq/L	0.94	0.93
Anions, meq/L	1.00	0.84
Balance, %	2.9	4.9
WET Lab Report #	1210537	1211395

WetLab Laboratory Reports

12/10/2012

McClelland Laboratory
1016 Greg Street
Sparks, NV 89431
Attn: Mike Medina

OrderID: *1211513*

Dear: Mike Medina

This is to transmit the attached analytical report. The analytical data and information contained therein was generated using specified or selected methods contained in references, such as Standard Methods for the Examination of Water and Wastewater, 18th & 19th editions, Methods for Determination of Organic Compounds in Drinking Water, EPA-600/4-79-020, and Test Methods for Evaluation of Solid Waste, Physical/Chemical Methods (SW846) Third Edition.

The samples were received by WETLAB-Western Environmental Testing Laboratory in good condition on 11/29/2012. Additional comments are located on page 2 of this report.

If you should have any questions or comments regarding this report, please do not hesitate to call.

Sincerely,

for Andy Smith
Laboratory Manager

SPARKS
475 E. Greg Street, Suite 119
Sparks, Nevada 89431
tel (775) 355-0202
fax (775) 355-0817

ELKO
1084 Lamoille Hwy.
Elko, Nevada 89801
tel (775) 777-9933
fax (775) 777-9933

LAS VEGAS
3230 Polaris Ave., Suite 4
Las Vegas, Nevada 89102
tel (702) 475-8899
fax (702) 776-6152

Western Environmental Testing Laboratory
Report Comments

McClelland Laboratory - 1211513

General Comments

None

Specific Comments

The matrix spike/matrix spike duplicate (MS/MSD) values for the analysis of Fluoride on sample 1211513-001 were outside laboratory acceptance criteria; however, the relative percent difference (RPD) value was acceptable, indicating probable matrix interference. The reported result should be considered an estimate.

Data Qualifier Legend

B – Blank contamination; Analyte detected above the method reporting limit in an associated blank

HT – Sample held beyond the accepted holding time

J – The reported value is between the laboratory method detection limit and the laboratory practical quantitation limit

M – Reported value is estimated; The sample matrix interfered with the analysis

N – There was insufficient sample available to perform a spike and/or duplicate on this analytical batch.

NC – Not calculated due to matrix interference

Q – Reported value is estimated; The value failed to meet QC criteria for either precision or accuracy

S – Surrogate recovery was outside of laboratory acceptance limits due to matrix interference. The associated blank and LCS surrogate recovery was within acceptance limits.

SC – Spike recovery not calculated. Sample concentration >4X the spike amount; therefore, the spike could not be adequately recovered.

475 East Greg Street Suite #119
Sparks, NV 89431 (775) 355-0202
EPA Lab ID: NV00925 - ELAP No: 2523

1084 Lamoille Hwy
Elko, NV 89801 (775) 777-9933
EPA Lab ID: NV00926

3230 Polaris Ave #4
Las Vegas, NV 89102 (702) 475-8899
EPA Lab ID: NV00932

Western Environmental Testing Laboratory
Analytical Report

McClelland Laboratory
1016 Greg Street
Sparks, NV 89431
Attn: Mike Medina
Phone: (775) 356-1300 **Fax:** (775) 356-8917
PO\Project: *3438 Wk:96*

Date Printed: 12/10/2012
OrderID: *1211513*

Customer Sample ID: 604 673 WK:96
WETLAB Sample ID: 1211513-001

Collect Date/Time: 11/29/2012 09:00
Receive Date: 11/29/2012 16:10

PROFILE II

Parameter	Method	Results	Units	Reporting Limit	Date Analyzed
pH	SM 4500-H+ B	5.29	pH Units		11/29/2012
Trace Metals Digestion	EPA 200.2	Complete			12/3/2012
Bicarbonate (HCO3)	SM 2320B	<1.0	mg/L	1.0	11/29/2012
Carbonate (CO3)	SM 2320B	<1.0	mg/L	1.0	11/29/2012
Hydroxide (OH)	SM 2320B	<1.0	mg/L	1.0	11/29/2012
Total Alkalinity	SM 2320B	<1.0	mg/L as CaCO3	1.0	11/29/2012
Chloride	EPA 300.0	<1.00	mg/L	1.00	11/30/2012
Fluoride	EPA 300.0	0.27 M	mg/L	0.10	11/30/2012
Sulfate	EPA 300.0	27	mg/L	1.0	11/30/2012
Nitrate Nitrogen	EPA 300.0	<1.0	mg/L	1.0	11/30/2012
Nitrite Nitrogen	EPA 300.0	<0.025	mg/L	0.025	11/30/2012
Total Dissolved Solids (TDS)	SM 2540C	65	mg/L	10	12/4/2012
Aluminum	EPA 200.7	0.20	mg/L	0.045	12/5/2012
Barium	EPA 200.7	0.080	mg/L	0.010	12/5/2012
Beryllium	EPA 200.7	<0.0010	mg/L	0.0010	12/5/2012
Bismuth	EPA 200.7	<0.10	mg/L	0.10	12/5/2012
Boron	EPA 200.7	<0.10	mg/L	0.10	12/5/2012
Cadmium	EPA 200.7	<0.0010	mg/L	0.0010	12/5/2012
Calcium	EPA 200.7	7.7	mg/L	0.50	12/5/2012
Chromium	EPA 200.7	<0.0050	mg/L	0.0050	12/5/2012
Cobalt	EPA 200.7	<0.010	mg/L	0.010	12/5/2012
Copper	EPA 200.7	1.8	mg/L	0.050	12/5/2012
Gallium	EPA 200.7	<0.10	mg/L	0.10	12/5/2012
Iron	EPA 200.7	0.017	mg/L	0.010	12/5/2012
Lithium	EPA 200.7	<0.10	mg/L	0.10	12/5/2012
Magnesium	EPA 200.7	1.0	mg/L	0.50	12/5/2012
Manganese	EPA 200.7	0.051	mg/L	0.0050	12/5/2012
Molybdenum	EPA 200.7	<0.010	mg/L	0.010	12/5/2012

475 East Greg Street Suite #119
Sparks, NV 89431 (775) 355-0202
EPA Lab ID: NV00925 - ELAP No: 2523

1084 Lamoille Hwy
Elko, NV 89801 (775) 777-9933
EPA Lab ID: NV00926

3230 Polaris Ave #4
Las Vegas, NV 89102 (702) 475-8899
EPA Lab ID: NV00932

Customer Sample ID: 604 673 WK:96
WETLAB Sample ID: 1211513-001
Collect Date/Time: 11/29/2012 09:00
Receive Date: 11/29/2012 16:10

PROFILE II

Parameter	Method	Results	Units	Reporting Limit	Date Analyzed
Nickel	EPA 200.7	<0.010	mg/L	0.010	12/5/2012
Phosphorus	EPA 200.7	<0.50	mg/L	0.50	12/5/2012
Potassium	EPA 200.7	0.88	mg/L	0.50	12/5/2012
Scandium	EPA 200.7	<0.10	mg/L	0.10	12/5/2012
Silver	EPA 200.7	<0.0050	mg/L	0.0050	12/5/2012
Sodium	EPA 200.7	0.99	mg/L	0.50	12/5/2012
Strontium	EPA 200.7	<0.10	mg/L	0.10	12/5/2012
Tin	EPA 200.7	<0.10	mg/L	0.10	12/5/2012
Titanium	EPA 200.7	<0.10	mg/L	0.10	12/5/2012
Vanadium	EPA 200.7	<0.010	mg/L	0.010	12/5/2012
Zinc	EPA 200.7	0.060	mg/L	0.010	12/5/2012
Mercury	EPA 200.8	<0.00010	mg/L	0.00010	12/5/2012
Antimony	EPA 200.8	<0.0025	mg/L	0.0025	12/5/2012
Arsenic	EPA 200.8	<0.0050	mg/L	0.0050	12/5/2012
Lead	EPA 200.8	0.013	mg/L	0.0025	12/5/2012
Selenium	EPA 200.8	<0.0050	mg/L	0.0050	12/5/2012
Thallium	EPA 200.8	<0.0010	mg/L	0.0010	12/5/2012
Uranium	EPA 200.8	0.025	mg/L	0.0050	12/5/2012
Anions	Calculation	0.58	meq/L	0.10	
Cations	Calculation	0.62	meq/L	0.10	
Error	Calculation	3.3	%	1.0	

Customer Sample ID: SRK 0854 WK:96
WETLAB Sample ID: 1211513-002
Collect Date/Time: 11/29/2012 09:00
Receive Date: 11/29/2012 16:10

PROFILE II

Parameter	Method	Results	Units	Reporting Limit	Date Analyzed
pH	SM 4500-H+ B	4.86	pH Units		11/29/2012
Trace Metals Digestion	EPA 200.2	Complete			12/3/2012
Bicarbonate (HCO3)	SM 2320B	<1.0	mg/L	1.0	11/29/2012
Carbonate (CO3)	SM 2320B	<1.0	mg/L	1.0	11/29/2012
Hydroxide (OH)	SM 2320B	<1.0	mg/L	1.0	11/29/2012
Total Alkalinity	SM 2320B	<1.0	mg/L as CaCO3	1.0	11/29/2012
Chloride	EPA 300.0	<1.00	mg/L	1.00	11/30/2012
Fluoride	EPA 300.0	0.21	mg/L	0.10	11/30/2012
Sulfate	EPA 300.0	84	mg/L	1.0	11/30/2012
Nitrate Nitrogen	EPA 300.0	<1.0	mg/L	1.0	11/30/2012
Nitrite Nitrogen	EPA 300.0	<0.025	mg/L	0.025	11/30/2012
Total Dissolved Solids (TDS)	SM 2540C	130	mg/L	10	12/4/2012

475 East Greg Street Suite #119
Sparks, NV 89431 (775) 355-0202
EPA Lab ID: NV00925 - ELAP No: 2523

1084 Lamoille Hwy
Elko, NV 89801 (775) 777-9933
EPA Lab ID: NV00926

3230 Polaris Ave #4
Las Vegas, NV 89102 (702) 475-8899
EPA Lab ID: NV00932

Customer Sample ID: SRK 0854 WK:96
WETLAB Sample ID: 1211513-002

Collect Date/Time: 11/29/2012 09:00
Receive Date: 11/29/2012 16:10

PROFILE II

Parameter	Method	Results	Units	Reporting Limit	Date Analyzed
Aluminum	EPA 200.7	0.073	mg/L	0.045	12/5/2012
Barium	EPA 200.7	0.027	mg/L	0.010	12/5/2012
Beryllium	EPA 200.7	<0.0010	mg/L	0.0010	12/5/2012
Bismuth	EPA 200.7	0.11	mg/L	0.10	12/5/2012
Boron	EPA 200.7	<0.10	mg/L	0.10	12/5/2012
Cadmium	EPA 200.7	0.0012	mg/L	0.0010	12/5/2012
Calcium	EPA 200.7	3.6	mg/L	0.50	12/5/2012
Chromium	EPA 200.7	<0.0050	mg/L	0.0050	12/5/2012
Cobalt	EPA 200.7	<0.010	mg/L	0.010	12/5/2012
Copper	EPA 200.7	41	mg/L	0.050	12/5/2012
Gallium	EPA 200.7	<0.10	mg/L	0.10	12/5/2012
Iron	EPA 200.7	<0.010	mg/L	0.010	12/5/2012
Lithium	EPA 200.7	<0.10	mg/L	0.10	12/5/2012
Magnesium	EPA 200.7	<0.50	mg/L	0.50	12/5/2012
Manganese	EPA 200.7	0.072	mg/L	0.0050	12/5/2012
Molybdenum	EPA 200.7	<0.010	mg/L	0.010	12/5/2012
Nickel	EPA 200.7	<0.010	mg/L	0.010	12/5/2012
Phosphorus	EPA 200.7	<0.50	mg/L	0.50	12/5/2012
Potassium	EPA 200.7	1.2	mg/L	0.50	12/5/2012
Scandium	EPA 200.7	<0.10	mg/L	0.10	12/5/2012
Silver	EPA 200.7	<0.0050	mg/L	0.0050	12/5/2012
Sodium	EPA 200.7	0.84	mg/L	0.50	12/5/2012
Strontium	EPA 200.7	<0.10	mg/L	0.10	12/5/2012
Tin	EPA 200.7	<0.10	mg/L	0.10	12/5/2012
Titanium	EPA 200.7	<0.10	mg/L	0.10	12/5/2012
Vanadium	EPA 200.7	<0.010	mg/L	0.010	12/5/2012
Zinc	EPA 200.7	0.17	mg/L	0.010	12/5/2012
Mercury	EPA 200.8	<0.00010	mg/L	0.00010	12/5/2012
Antimony	EPA 200.8	<0.0025	mg/L	0.0025	12/5/2012
Arsenic	EPA 200.8	<0.0050	mg/L	0.0050	12/5/2012
Lead	EPA 200.8	0.0097	mg/L	0.0025	12/5/2012
Selenium	EPA 200.8	<0.0050	mg/L	0.0050	12/5/2012
Thallium	EPA 200.8	<0.0010	mg/L	0.0010	12/5/2012
Uranium	EPA 200.8	<0.0050	mg/L	0.0050	12/5/2012
Anions	Calculation	1.76	meq/L	0.10	
Cations	Calculation	1.55	meq/L	0.10	
Error	Calculation	6.2	%	1.0	

475 East Greg Street Suite #119
Sparks, NV 89431 (775) 355-0202
EPA Lab ID: NV00925 - ELAP No: 2523

1084 Lamoille Hwy
Elko, NV 89801 (775) 777-9933
EPA Lab ID: NV00926

3230 Polaris Ave #4
Las Vegas, NV 89102 (702) 475-8899
EPA Lab ID: NV00932

Customer Sample ID: SRK 0872 WK:96
WETLAB Sample ID: 1211513-003

Collect Date/Time: 11/29/2012 09:00
Receive Date: 11/29/2012 16:10

PROFILE II

Parameter	Method	Results	Units	Reporting Limit	Date Analyzed
pH	SM 4500-H+ B	6.74	pH Units		11/29/2012
Trace Metals Digestion	EPA 200.2	Complete			12/3/2012
Bicarbonate (HCO3)	SM 2320B	7.2	mg/L	1.0	11/29/2012
Carbonate (CO3)	SM 2320B	<1.0	mg/L	1.0	11/29/2012
Hydroxide (OH)	SM 2320B	<1.0	mg/L	1.0	11/29/2012
Total Alkalinity	SM 2320B	5.9	mg/L as CaCO3	1.0	11/29/2012
Chloride	EPA 300.0	<1.00	mg/L	1.00	11/30/2012
Fluoride	EPA 300.0	0.62	mg/L	0.10	11/30/2012
Sulfate	EPA 300.0	23	mg/L	1.0	11/30/2012
Nitrate Nitrogen	EPA 300.0	1.1	mg/L	1.0	11/30/2012
Nitrite Nitrogen	EPA 300.0	0.080	mg/L	0.025	11/30/2012
Total Dissolved Solids (TDS)	SM 2540C	74	mg/L	10	12/4/2012
Aluminum	EPA 200.7	<0.045	mg/L	0.045	12/5/2012
Barium	EPA 200.7	0.042	mg/L	0.010	12/5/2012
Beryllium	EPA 200.7	<0.0010	mg/L	0.0010	12/5/2012
Bismuth	EPA 200.7	<0.10	mg/L	0.10	12/5/2012
Boron	EPA 200.7	<0.10	mg/L	0.10	12/5/2012
Cadmium	EPA 200.7	<0.0010	mg/L	0.0010	12/5/2012
Calcium	EPA 200.7	10	mg/L	0.50	12/5/2012
Chromium	EPA 200.7	<0.0050	mg/L	0.0050	12/5/2012
Cobalt	EPA 200.7	<0.010	mg/L	0.010	12/5/2012
Copper	EPA 200.7	<0.050	mg/L	0.050	12/5/2012
Gallium	EPA 200.7	<0.10	mg/L	0.10	12/5/2012
Iron	EPA 200.7	0.032	mg/L	0.010	12/5/2012
Lithium	EPA 200.7	<0.10	mg/L	0.10	12/5/2012
Magnesium	EPA 200.7	0.82	mg/L	0.50	12/5/2012
Manganese	EPA 200.7	0.012	mg/L	0.0050	12/5/2012
Molybdenum	EPA 200.7	0.045	mg/L	0.010	12/5/2012
Nickel	EPA 200.7	<0.010	mg/L	0.010	12/5/2012
Phosphorus	EPA 200.7	<0.50	mg/L	0.50	12/5/2012
Potassium	EPA 200.7	<0.50	mg/L	0.50	12/5/2012
Scandium	EPA 200.7	<0.10	mg/L	0.10	12/5/2012
Silver	EPA 200.7	<0.0050	mg/L	0.0050	12/5/2012
Sodium	EPA 200.7	<0.50	mg/L	0.50	12/5/2012
Strontium	EPA 200.7	<0.10	mg/L	0.10	12/5/2012
Tin	EPA 200.7	<0.10	mg/L	0.10	12/5/2012
Titanium	EPA 200.7	<0.10	mg/L	0.10	12/5/2012
Vanadium	EPA 200.7	<0.010	mg/L	0.010	12/5/2012
Zinc	EPA 200.7	<0.010	mg/L	0.010	12/5/2012

475 East Greg Street Suite #119
Sparks, NV 89431 (775) 355-0202
EPA Lab ID: NV00925 - ELAP No: 2523

1084 Lamoille Hwy
Elko, NV 89801 (775) 777-9933
EPA Lab ID: NV00926

3230 Polaris Ave #4
Las Vegas, NV 89102 (702) 475-8899
EPA Lab ID: NV00932

Customer Sample ID: SRK 0872 WK:96
WETLAB Sample ID: 1211513-003

Collect Date/Time: 11/29/2012 09:00
Receive Date: 11/29/2012 16:10

PROFILE II

Parameter	Method	Results	Units	Reporting Limit	Date Analyzed
Mercury	EPA 200.8	<0.00010	mg/L	0.00010	12/5/2012
Antimony	EPA 200.8	0.0029	mg/L	0.0025	12/5/2012
Arsenic	EPA 200.8	<0.0050	mg/L	0.0050	12/5/2012
Lead	EPA 200.8	<0.0025	mg/L	0.0025	12/5/2012
Selenium	EPA 200.8	<0.0050	mg/L	0.0050	12/5/2012
Thallium	EPA 200.8	<0.0010	mg/L	0.0010	12/5/2012
Uranium	EPA 200.8	<0.0050	mg/L	0.0050	12/5/2012
Anions	Calculation	0.71	meq/L	0.10	
Cations	Calculation	0.57	meq/L	0.10	
Error	Calculation	11	%	1.0	

475 East Greg Street Suite #119
Sparks, NV 89431 (775) 355-0202
EPA Lab ID: NV00925 - ELAP No: 2523

1084 Lamoille Hwy
Elko, NV 89801 (775) 777-9933
EPA Lab ID: NV00926

3230 Polaris Ave #4
Las Vegas, NV 89102 (702) 475-8899
EPA Lab ID: NV00932

Western Environmental Testing Laboratory
QC Report

QCBatchID	QCType	Parameter	Method	Result	Units
QC12110975	Blank 1	Fluoride	EPA 300.0	<0.10	mg/L
QC12110975	Blank 2	Fluoride	EPA 300.0	<0.10	mg/L
QC12110976	Blank 1	Chloride	EPA 300.0	<1.0	mg/L
QC12110976	Blank 2	Chloride	EPA 300.0	<1.0	mg/L
QC12110977	Blank 1	Sulfate	EPA 300.0	<1.0	mg/L
QC12110977	Blank 2	Sulfate	EPA 300.0	<1.0	mg/L
QC12120040	Blank 1	Fluoride	EPA 300.0	<0.10	mg/L
QC12120040	Blank 2	Fluoride	EPA 300.0	<0.10	mg/L
QC12120041	Blank 1	Chloride	EPA 300.0	<1.0	mg/L
QC12120041	Blank 2	Chloride	EPA 300.0	<1.0	mg/L
QC12120043	Blank 1	Nitrite Nitrogen	EPA 300.0	<0.025	mg/L
QC12120043	Blank 2	Nitrite Nitrogen	EPA 300.0	<0.025	mg/L
QC12120043	Blank 3	Nitrite Nitrogen	EPA 300.0	<0.025	mg/L
QC12120044	Blank 1	Nitrate Nitrogen	EPA 300.0	<1.0	mg/L
QC12120044	Blank 2	Nitrate Nitrogen	EPA 300.0	<1.0	mg/L
QC12120044	Blank 3	Nitrate Nitrogen	EPA 300.0	<1.0	mg/L
QC12120045	Blank 1	Sulfate	EPA 300.0	<1.0	mg/L
QC12120045	Blank 2	Sulfate	EPA 300.0	<1.0	mg/L
QC12120110	Blank 1	Mercury	EPA 200.8	<0.00010	mg/L
		Antimony	EPA 200.8	<0.0025	mg/L
		Arsenic	EPA 200.8	<0.0050	mg/L
		Lead	EPA 200.8	<0.0025	mg/L
		Selenium	EPA 200.8	<0.0050	mg/L
		Thallium	EPA 200.8	<0.0010	mg/L
		Uranium	EPA 200.8	<0.0050	mg/L
QC12120111	Blank 1	Mercury	EPA 200.8	<0.00010	mg/L
		Antimony	EPA 200.8	<0.0025	mg/L
		Arsenic	EPA 200.8	<0.0050	mg/L
		Lead	EPA 200.8	<0.0025	mg/L
		Selenium	EPA 200.8	<0.0050	mg/L
		Thallium	EPA 200.8	<0.0010	mg/L
		Uranium	EPA 200.8	<0.0050	mg/L
QC12120177	Blank 1	Aluminum	EPA 200.7	<0.045	mg/L
		Barium	EPA 200.7	<0.010	mg/L
		Beryllium	EPA 200.7	<0.0010	mg/L
		Bismuth	EPA 200.7	<0.10	mg/L
		Boron	EPA 200.7	<0.10	mg/L
		Cadmium	EPA 200.7	<0.0010	mg/L
		Calcium	EPA 200.7	<0.50	mg/L
		Chromium	EPA 200.7	<0.0050	mg/L
		Cobalt	EPA 200.7	<0.010	mg/L
		Copper	EPA 200.7	<0.050	mg/L
		Gallium	EPA 200.7	<0.10	mg/L
		Iron	EPA 200.7	<0.010	mg/L
		Lithium	EPA 200.7	<0.10	mg/L
		Magnesium	EPA 200.7	<0.50	mg/L
		Manganese	EPA 200.7	<0.0050	mg/L

475 East Greg Street Suite #119
Sparks, NV 89431 (775) 355-0202
EPA Lab ID: NV00925 - ELAP No: 2523

1084 Lamoille Hwy
Elko, NV 89801 (775) 777-9933
EPA Lab ID: NV00926

3230 Polaris Ave #4
Las Vegas, NV 89102 (702) 475-8899
EPA Lab ID: NV00932

QCBatchID	QCType	Parameter	Method	Result	Units
		Molybdenum	EPA 200.7	<0.010	mg/L
		Nickel	EPA 200.7	<0.010	mg/L
		Phosphorus	EPA 200.7	<0.50	mg/L
		Potassium	EPA 200.7	<0.50	mg/L
		Scandium	EPA 200.7	<0.10	mg/L
		Silver	EPA 200.7	<0.0050	mg/L
		Sodium	EPA 200.7	<0.50	mg/L
		Strontium	EPA 200.7	<0.10	mg/L
		Tin	EPA 200.7	<0.10	mg/L
		Titanium	EPA 200.7	<0.10	mg/L
		Vanadium	EPA 200.7	<0.010	mg/L
		Zinc	EPA 200.7	<0.010	mg/L
QC12120178	Blank 1	Aluminum	EPA 200.7	<0.045	mg/L
		Barium	EPA 200.7	<0.010	mg/L
		Beryllium	EPA 200.7	<0.0010	mg/L
		Bismuth	EPA 200.7	<0.10	mg/L
		Boron	EPA 200.7	<0.100	mg/L
		Cadmium	EPA 200.7	<0.0010	mg/L
		Calcium	EPA 200.7	<0.50	mg/L
		Chromium	EPA 200.7	<0.0050	mg/L
		Cobalt	EPA 200.7	<0.010	mg/L
		Copper	EPA 200.7	<0.050	mg/L
		Gallium	EPA 200.7	<0.10	mg/L
		Iron	EPA 200.7	<0.010	mg/L
		Lithium	EPA 200.7	<0.10	mg/L
		Magnesium	EPA 200.7	<0.50	mg/L
		Manganese	EPA 200.7	<0.0050	mg/L
		Molybdenum	EPA 200.7	<0.010	mg/L
		Nickel	EPA 200.7	<0.010	mg/L
		Phosphorus	EPA 200.7	<0.50	mg/L
		Potassium	EPA 200.7	<0.50	mg/L
		Scandium	EPA 200.7	<0.10	mg/L
		Silver	EPA 200.7	<0.0050	mg/L
		Sodium	EPA 200.7	<0.50	mg/L
		Strontium	EPA 200.7	<0.10	mg/L
		Tin	EPA 200.7	<0.10	mg/L
		Titanium	EPA 200.7	<0.10	mg/L
		Vanadium	EPA 200.7	<0.010	mg/L
		Zinc	EPA 200.7	<0.010	mg/L
QC12120191	Blank 1	Total Dissolved Solids (TDS)	SM 2540C	<10	mg/L
QC12120191	Blank 2	Total Dissolved Solids (TDS)	SM 2540C	<10	mg/L

QCBatchID	QCType	Parameter	Method	Result	Actual	% Recovery	Units
QC12110944	LCS 1	pH	SM 4500-H+ B	6.99	7.00	100	pH Units
QC12110944	LCS 2	pH	SM 4500-H+ B	7.00	7.00	100	pH Units
QC12110944	LCS 3	pH	SM 4500-H+ B	7.00	7.00	100	pH Units
QC12110945	LCS 1	Total Alkalinity	SM 2320B	99.1	100	99	mg/L
QC12110945	LCS 2	Total Alkalinity	SM 2320B	99.4	100	99	mg/L
QC12110945	LCS 3	Total Alkalinity	SM 2320B	99.4	100	99	mg/L
QC12110945	LCS 4	Total Alkalinity	SM 2320B	99.2	100	99	mg/L
QC12110975	LCS 1	Fluoride	EPA 300.0	1.88	2.00	94	mg/L
QC12110976	LCS 1	Chloride	EPA 300.0	10.9	10.0	109	mg/L
QC12110977	LCS 1	Sulfate	EPA 300.0	23.9	25.0	96	mg/L

475 East Greg Street Suite #119
Sparks, NV 89431 (775) 355-0202
EPA Lab ID: NV00925 - ELAP No: 2523

1084 Lamoille Hwy
Elko, NV 89801 (775) 777-9933
EPA Lab ID: NV00926

3230 Polaris Ave #4
Las Vegas, NV 89102 (702) 475-8899
EPA Lab ID: NV00932

QCBatchID	QCType	Parameter	Method	Result	Actual	% Recovery	Units
QC12120040	LCS 1	Fluoride	EPA 300.0	1.88	2.00	94	mg/L
QC12120041	LCS 1	Chloride	EPA 300.0	10.9	10.0	109	mg/L
QC12120043	LCS 1	Nitrite Nitrogen	EPA 300.0	0.540	0.500	108	mg/L
QC12120044	LCS 1	Nitrate Nitrogen	EPA 300.0	1.94	2.00	97	mg/L
QC12120045	LCS 1	Sulfate	EPA 300.0	23.9	25.0	96	mg/L
QC12120110	LCS 1	Mercury	EPA 200.8	0.000928	0.001	93	mg/L
		Antimony	EPA 200.8	0.0093	0.010	93	mg/L
		Arsenic	EPA 200.8	0.0490	0.050	98	mg/L
		Lead	EPA 200.8	0.0100	0.010	100	mg/L
		Selenium	EPA 200.8	0.0437	0.050	87	mg/L
		Thallium	EPA 200.8	0.0098	0.010	98	mg/L
		Uranium	EPA 200.8	0.0098	0.010	98	mg/L
QC12120111	LCS 1	Mercury	EPA 200.8	0.000965	0.001	96	mg/L
		Antimony	EPA 200.8	0.0098	0.010	98	mg/L
		Arsenic	EPA 200.8	0.0499	0.050	100	mg/L
		Lead	EPA 200.8	0.0097	0.010	97	mg/L
		Selenium	EPA 200.8	0.0471	0.050	94	mg/L
		Thallium	EPA 200.8	0.0096	0.010	96	mg/L
		Uranium	EPA 200.8	0.0095	0.010	95	mg/L
QC12120177	LCS 1	Aluminum	EPA 200.7	0.943	1.00	94	mg/L
		Barium	EPA 200.7	0.946	1.00	95	mg/L
		Beryllium	EPA 200.7	0.961	1.00	96	mg/L
		Bismuth	EPA 200.7	0.980	1.00	98	mg/L
		Boron	EPA 200.7	0.909	1.00	91	mg/L
		Cadmium	EPA 200.7	0.958	1.00	96	mg/L
		Calcium	EPA 200.7	9.57	10.0	96	mg/L
		Chromium	EPA 200.7	0.934	1.00	93	mg/L
		Cobalt	EPA 200.7	0.940	1.00	94	mg/L
		Copper	EPA 200.7	4.57	5.00	91	mg/L
		Gallium	EPA 200.7	0.946	1.00	95	mg/L
		Iron	EPA 200.7	0.940	1.00	94	mg/L
		Lithium	EPA 200.7	0.948	1.00	95	mg/L
		Magnesium	EPA 200.7	9.30	10.0	93	mg/L
		Manganese	EPA 200.7	0.937	1.00	94	mg/L
		Molybdenum	EPA 200.7	0.945	1.00	94	mg/L
		Nickel	EPA 200.7	4.70	5.00	94	mg/L
		Phosphorus	EPA 200.7	4.78	5.00	96	mg/L
		Potassium	EPA 200.7	9.51	10.0	95	mg/L
		Scandium	EPA 200.7	0.942	1.00	94	mg/L
		Silver	EPA 200.7	0.084	0.090	94	mg/L
		Sodium	EPA 200.7	9.64	10.0	96	mg/L
		Strontium	EPA 200.7	0.962	1.00	96	mg/L
		Tin	EPA 200.7	0.941	1.00	94	mg/L
		Titanium	EPA 200.7	0.953	1.00	95	mg/L
		Vanadium	EPA 200.7	0.931	1.00	93	mg/L
		Zinc	EPA 200.7	0.958	1.00	96	mg/L
QC12120178	LCS 1	Aluminum	EPA 200.7	0.940	1.00	94	mg/L
		Barium	EPA 200.7	0.944	1.00	94	mg/L
		Beryllium	EPA 200.7	0.954	1.00	95	mg/L
		Bismuth	EPA 200.7	0.980	1.00	98	mg/L
		Boron	EPA 200.7	0.920	1.00	92	mg/L
		Cadmium	EPA 200.7	0.951	1.00	95	mg/L
		Calcium	EPA 200.7	9.55	10.0	96	mg/L

475 East Greg Street Suite #119
Sparks, NV 89431 (775) 355-0202
EPA Lab ID: NV00925 - ELAP No: 2523

1084 Lamoille Hwy
Elko, NV 89801 (775) 777-9933
EPA Lab ID: NV00926

3230 Polaris Ave #4
Las Vegas, NV 89102 (702) 475-8899
EPA Lab ID: NV00932

QCBatchID	QCType	Parameter	Method	Result	Actual	% Recovery	Units
		Chromium	EPA 200.7	0.934	1.00	93	mg/L
		Cobalt	EPA 200.7	0.944	1.00	94	mg/L
		Copper	EPA 200.7	4.54	5.00	91	mg/L
		Gallium	EPA 200.7	0.950	1.00	95	mg/L
		Iron	EPA 200.7	0.933	1.00	93	mg/L
		Lithium	EPA 200.7	0.959	1.00	96	mg/L
		Magnesium	EPA 200.7	9.21	10.0	92	mg/L
		Manganese	EPA 200.7	0.931	1.00	93	mg/L
		Molybdenum	EPA 200.7	0.953	1.00	95	mg/L
		Nickel	EPA 200.7	4.72	5.00	94	mg/L
		Phosphorus	EPA 200.7	4.82	5.00	96	mg/L
		Potassium	EPA 200.7	9.53	10.0	95	mg/L
		Scandium	EPA 200.7	0.943	1.00	94	mg/L
		Silver	EPA 200.7	0.085	0.090	95	mg/L
		Sodium	EPA 200.7	9.66	10.0	97	mg/L
		Strontium	EPA 200.7	1.01	1.00	101	mg/L
		Tin	EPA 200.7	0.940	1.00	94	mg/L
		Titanium	EPA 200.7	0.951	1.00	95	mg/L
		Vanadium	EPA 200.7	0.935	1.00	94	mg/L
		Zinc	EPA 200.7	0.958	1.00	96	mg/L
QC12120191	LCS 1	Total Dissolved Solids (TDS)	SM 2540C	151	150	100	mg/L
QC12120191	LCS 2	Total Dissolved Solids (TDS)	SM 2540C	151	150	100	mg/L

QCBatchID	QCType	Parameter	Method	Duplicate Sample	Sample Result	Duplicate Result	Units	RPD
QC12110944	Duplicate	pH	SM 4500-H+ B	1211498-001	6.86	6.86	pH Units	<1%
QC12110944	Duplicate	pH	SM 4500-H+ B	1211498-008	7.89	7.88	pH Units	<1%
QC12110944	Duplicate	pH	SM 4500-H+ B	1211503-009	7.34	7.34	pH Units	<1%
QC12110944	Duplicate	pH	SM 4500-H+ B	1211512-002	7.55	7.62	pH Units	1 %
QC12110944	Duplicate	pH	SM 4500-H+ B	1211514-001	5.82	5.77	pH Units	1 %
QC12110945	Duplicate	Bicarbonate (HCO3)	SM 2320B	1211498-001	436	456	mg/L	4 %
		Carbonate (CO3)	SM 2320B	1211498-001	<1.000	<1.000	mg/L	<1%
		Hydroxide (OH)	SM 2320B	1211498-001	<1.000	<1.000	mg/L	<1%
		Total Alkalinity	SM 2320B	1211498-001	358	374	mg/L as CaCO3	4 %
QC12110945	Duplicate	Bicarbonate (HCO3)	SM 2320B	1211498-008	263	262	mg/L	<1%
		Carbonate (CO3)	SM 2320B	1211498-008	<1.000	<1.000	mg/L	<1%
		Hydroxide (OH)	SM 2320B	1211498-008	<1.000	<1.000	mg/L	<1%
		Total Alkalinity	SM 2320B	1211498-008	216	215	mg/L as CaCO3	<1%
QC12110945	Duplicate	Bicarbonate (HCO3)	SM 2320B	1211503-009	150	152	mg/L	1 %
		Carbonate (CO3)	SM 2320B	1211503-009	<1.000	<1.000	mg/L	<1%
		Hydroxide (OH)	SM 2320B	1211503-009	<1.000	<1.000	mg/L	<1%
		Total Alkalinity	SM 2320B	1211503-009	123	124	mg/L as CaCO3	1 %
QC12110945	Duplicate	Bicarbonate (HCO3)	SM 2320B	1211512-002	64.8	62.8	mg/L	3 %
		Carbonate (CO3)	SM 2320B	1211512-002	<1.000	<1.000	mg/L	<1%
		Hydroxide (OH)	SM 2320B	1211512-002	<1.000	<1.000	mg/L	<1%
		Total Alkalinity	SM 2320B	1211512-002	53.1	51.5	mg/L as CaCO3	3 %
QC12110945	Duplicate	Bicarbonate (HCO3)	SM 2320B	1211514-001	<1.000	<1.000	mg/L	17 %
		Carbonate (CO3)	SM 2320B	1211514-001	<1.000	<1.000	mg/L	<1%

475 East Greg Street Suite #119
Sparks, NV 89431 (775) 355-0202
EPA Lab ID: NV00925 - ELAP No: 2523

1084 Lamoille Hwy
Elko, NV 89801 (775) 777-9933
EPA Lab ID: NV00926

3230 Polaris Ave #4
Las Vegas, NV 89102 (702) 475-8899
EPA Lab ID: NV00932

QCBatchID	QCType	Parameter	Method	Duplicate Sample	Sample Result	Duplicate Result	Units	RPD
		Hydroxide (OH)	SM 2320B	1211514-001	<1.000	<1.000	mg/L	<1%
		Total Alkalinity	SM 2320B	1211514-001	<1.000	<1.000	mg/L as CaCO3	17 %
QC12120191	Duplicate	Total Dissolved Solids (TDS)	SM 2540C	1211512-001	2638	2618	mg/L	1 %
QC12120191	Duplicate	Total Dissolved Solids (TDS)	SM 2540C	1212008-002	39.0	32.0	mg/L	20 %
QC12120191	Duplicate	Total Dissolved Solids (TDS)	SM 2540C	1212009-002	40.0	32.0	mg/L	22 %
QC12120191	Duplicate	Total Dissolved Solids (TDS)	SM 2540C	1211530-001	213	203	mg/L	5 %

QCBatchID	QCType	Parameter	Method	Spike Sample	Sample Result		MS Result	MSD Result	Spike Value	Units	MS % Rec.	MSD % Rec.	RPD
QC12110975	MS 1	Fluoride	EPA 300.0	1211513-001	0.266	M	2.68	2.81	2.00	mg/L	NC	NC	NC
QC12110976	MS 1	Chloride	EPA 300.0	1211513-001	<1.000		5.27	5.50	5.00	mg/L	104	109	4 %
QC12110977	MS 1	Sulfate	EPA 300.0	1211513-001	27.0		37.8	39.3	10.0	mg/L	108	124	4 %
QC12120040	MS 1	Fluoride	EPA 300.0	1211515-001	<0.100		1.76	1.88	2.00	mg/L	87	93	7 %
QC12120041	MS 1	Chloride	EPA 300.0	1211515-001	<1.000		4.99	5.15	5.00	mg/L	99	102	3 %
QC12120043	MS 1	Nitrite Nitrogen	EPA 300.0	1211513-001	<0.025		0.513	0.524	0.500	mg/L	103	105	2 %
QC12120043	MS 2	Nitrite Nitrogen	EPA 300.0	1211515-001	<0.025		0.476	0.497	0.500	mg/L	95	99	4 %
QC12120044	MS 1	Nitrate Nitrogen	EPA 300.0	1211513-001	<1.000		1.86	1.93	2.00	mg/L	93	96	4 %
QC12120044	MS 2	Nitrate Nitrogen	EPA 300.0	1211515-001	<1.000		1.93	2.01	2.00	mg/L	95	99	4 %
QC12120045	MS 1	Sulfate	EPA 300.0	1211515-001	2.05		11.6	12.0	10.0	mg/L	95	100	3 %
QC12120110	MS 1	Mercury	EPA 200.8	1211512-001	<0.00010		0.000903	0.000902	0.001	mg/L	82	81	<1%
		Antimony	EPA 200.8	1211512-001	0.0053		0.0147	0.0147	0.010	mg/L	94	94	<1%
		Arsenic	EPA 200.8	1211512-001	0.0178		0.0763	0.0757	0.050	mg/L	117	116	1 %
		Lead	EPA 200.8	1211512-001	0.0053		0.0137	0.0140	0.010	mg/L	84	87	2 %
		Selenium	EPA 200.8	1211512-001	0.1580		0.2185	0.2157	0.050	mg/L	121	115	1 %
		Thallium	EPA 200.8	1211512-001	<0.0010		0.0083	0.0084	0.010	mg/L	83	83	1 %
		Uranium	EPA 200.8	1211512-001	0.0104		0.0194	0.0195	0.010	mg/L	90	91	1 %
QC12120111	MS 1	Mercury	EPA 200.8	1211521-001	<0.00010		0.000906	0.000949	0.001	mg/L	89	93	5 %
		Antimony	EPA 200.8	1211521-001	<0.0025		0.0094	0.0094	0.010	mg/L	94	95	<1%
		Arsenic	EPA 200.8	1211521-001	<0.0050		0.0532	0.0535	0.050	mg/L	105	106	1 %
		Lead	EPA 200.8	1211521-001	<0.0025		0.0097	0.0097	0.010	mg/L	96	95	<1%
		Selenium	EPA 200.8	1211521-001	<0.0050		0.0468	0.0463	0.050	mg/L	93	92	1 %
		Thallium	EPA 200.8	1211521-001	<0.0010		0.0094	0.0094	0.010	mg/L	94	95	<1%
		Uranium	EPA 200.8	1211521-001	<0.0050		0.0108	0.0107	0.010	mg/L	98	96	1 %
QC12120177	MS 1	Aluminum	EPA 200.7	1211512-001	62.4	SC	63.9	64.0	1.00	mg/L	NC	NC	NC
		Barium	EPA 200.7	1211512-001	0.011		0.870	0.858	1.00	mg/L	86	85	1 %
		Beryllium	EPA 200.7	1211512-001	0.003		0.892	0.896	1.00	mg/L	89	89	<1%
		Bismuth	EPA 200.7	1211512-001	<0.100		0.945	0.946	1.00	mg/L	94	95	<1%
		Boron	EPA 200.7	1211512-001	0.163		1.07	1.05	1.00	mg/L	91	89	2 %
		Cadmium	EPA 200.7	1211512-001	0.057		0.938	0.928	1.00	mg/L	88	87	1 %
		Calcium	EPA 200.7	1211512-001	483		496	493	10.0	mg/L	130	100	1 %
		Chromium	EPA 200.7	1211512-001	0.007		0.863	0.856	1.00	mg/L	86	85	1 %
		Cobalt	EPA 200.7	1211512-001	0.405		1.26	1.25	1.00	mg/L	86	84	1 %
		Copper	EPA 200.7	1211512-001	11.8		17.1	17.1	5.00	mg/L	106	106	<1%
		Gallium	EPA 200.7	1211512-001	<0.100		0.966	0.956	1.00	mg/L	96	95	1 %
		Iron	EPA 200.7	1211512-001	2.67		3.65	3.65	1.00	mg/L	98	98	<1%
		Lithium	EPA 200.7	1211512-001	<0.100		1.05	1.05	1.00	mg/L	99	99	<1%
		Magnesium	EPA 200.7	1211512-001	17.8		27.0	27.0	10.0	mg/L	92	92	<1%
		Manganese	EPA 200.7	1211512-001	2.61		3.50	3.52	1.00	mg/L	89	91	1 %
		Molybdenum	EPA 200.7	1211512-001	<0.010		0.868	0.877	1.00	mg/L	88	89	1 %
		Nickel	EPA 200.7	1211512-001	0.291		4.60	4.55	5.00	mg/L	86	85	1 %
		Phosphorus	EPA 200.7	1211512-001	<0.500		4.84	4.88	5.00	mg/L	95	96	1 %

475 East Greg Street Suite #119
Sparks, NV 89431 (775) 355-0202
EPA Lab ID: NV00925 - ELAP No: 2523

1084 Lamoille Hwy
Elko, NV 89801 (775) 777-9933
EPA Lab ID: NV00926

3230 Polaris Ave #4
Las Vegas, NV 89102 (702) 475-8899
EPA Lab ID: NV00932

QCBatchID	QCType	Parameter	Method	Spike Sample	Sample Result	MS Result	MSD Result	Spike Value	Units	MS % Rec.	MSD % Rec.	RPD
		Potassium	EPA 200.7	1211512-001	2.58	12.6	12.7	10.0	mg/L	100	101	1 %
		Scandium	EPA 200.7	1211512-001	<0.100	0.898	0.903	1.00	mg/L	90	90	1 %
		Silver	EPA 200.7	1211512-001	<0.005	0.082	0.083	0.090	mg/L	92	93	1 %
		Sodium	EPA 200.7	1211512-001	27.4	37.0	37.3	10.0	mg/L	96	99	1 %
		Strontium	EPA 200.7	1211512-001	0.913	1.85	1.87	1.00	mg/L	94	96	1 %
		Tin	EPA 200.7	1211512-001	<0.100	0.828	0.836	1.00	mg/L	88	89	1 %
		Titanium	EPA 200.7	1211512-001	<0.100	0.921	0.924	1.00	mg/L	92	93	<1%
		Vanadium	EPA 200.7	1211512-001	0.013	0.908	0.898	1.00	mg/L	90	89	1 %
		Zinc	EPA 200.7	1211512-001	10.6	11.3	11.1	1.00	mg/L	70	50	2 %
QC12120178	MS 1	Aluminum	EPA 200.7	1211521-001	0.067	1.03	1.04	1.00	mg/L	96	97	1 %
		Barium	EPA 200.7	1211521-001	0.028	0.962	0.964	1.00	mg/L	93	94	<1%
		Beryllium	EPA 200.7	1211521-001	<0.001	0.953	0.954	1.00	mg/L	95	95	<1%
		Bismuth	EPA 200.7	1211521-001	<0.100	0.957	0.964	1.00	mg/L	95	96	1 %
		Boron	EPA 200.7	1211521-001	<0.100	0.948	0.955	1.00	mg/L	92	93	1 %
		Cadmium	EPA 200.7	1211521-001	<0.001	0.939	0.940	1.00	mg/L	94	94	<1%
		Calcium	EPA 200.7	1211521-001	13.5	23.6	23.4	10.0	mg/L	101	99	1 %
		Chromium	EPA 200.7	1211521-001	<0.005	0.922	0.926	1.00	mg/L	92	93	<1%
		Cobalt	EPA 200.7	1211521-001	<0.010	0.923	0.926	1.00	mg/L	92	93	<1%
		Copper	EPA 200.7	1211521-001	<0.050	4.51	4.50	5.00	mg/L	90	90	<1%
		Gallium	EPA 200.7	1211521-001	<0.100	0.962	0.968	1.00	mg/L	96	97	1 %
		Iron	EPA 200.7	1211521-001	0.505	1.46	1.46	1.00	mg/L	96	96	<1%
		Lithium	EPA 200.7	1211521-001	<0.100	0.931	0.930	1.00	mg/L	93	93	<1%
		Magnesium	EPA 200.7	1211521-001	3.21	12.2	12.3	10.0	mg/L	90	91	1 %
		Manganese	EPA 200.7	1211521-001	0.070	0.982	0.983	1.00	mg/L	91	91	<1%
		Molybdenum	EPA 200.7	1211521-001	<0.010	0.951	0.957	1.00	mg/L	94	95	1 %
		Nickel	EPA 200.7	1211521-001	<0.010	4.60	4.61	5.00	mg/L	92	92	<1%
		Phosphorus	EPA 200.7	1211521-001	<0.500	4.89	4.89	5.00	mg/L	96	96	<1%
		Potassium	EPA 200.7	1211521-001	2.03	11.7	11.6	10.0	mg/L	97	96	1 %
		Scandium	EPA 200.7	1211521-001	<0.100	0.940	0.942	1.00	mg/L	94	94	<1%
		Silver	EPA 200.7	1211521-001	<0.005	0.084	0.084	0.090	mg/L	93	93	<1%
		Sodium	EPA 200.7	1211521-001	17.1	26.5	26.1	10.0	mg/L	94	90	2 %
		Strontium	EPA 200.7	1211521-001	0.145	1.15	1.16	1.00	mg/L	100	101	1 %
		Tin	EPA 200.7	1211521-001	<0.100	0.920	0.930	1.00	mg/L	93	94	1 %
		Titanium	EPA 200.7	1211521-001	<0.100	0.964	0.974	1.00	mg/L	96	97	1 %
		Vanadium	EPA 200.7	1211521-001	<0.010	0.938	0.943	1.00	mg/L	93	94	1 %
		Zinc	EPA 200.7	1211521-001	0.011	0.960	0.961	1.00	mg/L	95	95	<1%

475 East Greg Street Suite #119
Sparks, NV 89431 (775) 355-0202
EPA Lab ID: NV00925 - ELAP No: 2523

1084 Lamoille Hwy
Elko, NV 89801 (775) 777-9933
EPA Lab ID: NV00926

3230 Polaris Ave #4
Las Vegas, NV 89102 (702) 475-8899
EPA Lab ID: NV00932

WETLAB
WESTERN ENVIRONMENTAL TESTING LABORATORY
Specializing in Soil, Hazardous Waste and Water Analysis.
475 E. Greg Street #119 | Sparks, Nevada 89431
tel (775) 355-0202 | fax (775) 355-0817 | www.WETLaboratory.com

Lab Number 1211513
Report Due Date: 12/17/12
Page 1 of 1

Client	McClelland Laboratories, Inc.
Address	1016 Greg Street
City, State & Zip	Sparks, NV 89431
Contact	Mike Medina
Phone	775-356-1300
Collector's Name	Robert
Fax	775-356-8917
Project Name	
P.O. Number	
Project Number	3438
Email	mli@mettest.com

Turnaround Time
Standard 5-Day Other

Billing Address (if different than Client Address):
Company
Address
City, State & Zip
Contact
Phone
Fax
Email

Additional Information

Fax Results	Y	N	To: Client	Billing
Email Results	Y	N	To: Client	Billing
Compliance Monitoring	Y	N		
Fax Results to State EPA	Y	N		

Sample Type Codes

DW = Drinking Water	SD = Solid
WW = Wastewater	SO = Soil
SW = Surface Water	HW = Hazardous Waste
MW = Monitoring Well	OTHER:

SAMPLE ID/LOCATION		DATE	TIME	SAMPLE TYPE	NO. OF CONTAINERS	Profile II w/o Vrad	Uranium	Spl. No.
604 673	Wk:96	11/29/12	9:00	ww	2	X	X	1
SRK 0854	↓	↓	↓	↓	↓	↓	↓	2
SRK 0872	↓	↓	↓	↓	↓	↓	↓	3

Instructions/Comments/Special Requirements:

1211 5
513 3

SAMPLE RECEIPT	DATE	TIME	Samples Relinquished By	Samples Received By
Temperature 18.4°C	11/28/12	4:10		
Custody Seals Intact? Y N (None)				
Number of Containers 6				

WETLAB'S Standard Terms and Conditions apply unless written agreements specify otherwise. Payment terms are Net 30.

To the maximum extent permitted by law, the Client agrees to limit the liability of WETLAB for the Client's damages to the total compesation received, unless other agreements are made in writing. This limitation shall apply regardless of the cause of action or legal theory pled or asserted.

301.2E

WETLAB
WESTERN ENVIRONMENTAL TESTING LABORATORY
Specializing in Soil, Hazardous Waste and Water Analysis.
475 E. Greg Street #119 | Sparks, Nevada 89431
tel (775) 355-0202 | fax (775) 355-0817 | www.WETLaboratory.com

Lab Number 1211513
Report Due Date: 12/13/12
Page 1 of 1

Client: McClelland Laboratories, Inc.
Address: 1016 Greg Street
City, State & Zip: Sparks, NV 89431
Contact: Mike Medina
Phone: 775-356-1300 | Collector's Name: Robert
Fax: 775-356-8917 | Project Name:
P.O. Number: | Project Number: 3438
Email: mli@mettest.com

Turnaround Time: Standard | 5-Day | Other

Billing Address (if different than Client Address):
Company:
Address:
City, State & Zip:
Contact:
Phone:
Fax:
Email:

Additional Information

Fax Results	Y	N	To: Client	Billing
Email Results	Y	N	To: Client	Billing
Compliance Monitoring	Y	N		
Fax Results to State EPA	Y	N		

Sample Type Codes

DW = Drinking Water	SD = Solid
WW = Wastewater	SO = Soil
SW = Surface Water	HW = Hazardous Waste
MW = Monitoring Well	OTHER:

SAMPLE ID/LOCATION		DATE	TIME	SAMPLE TYPE	NO. OF CONTAINERS	Analyses Requested: Profile II w/o Wad	Uranium	Spl. No.
604 673	Wk:96	11/29/12	9:00	ww	2	X	X	1
SRK 0854	↓	↓	↓	↓	↓	↓	↓	2
SRK 0872	↓	↓	↓	↓	↓	↓	↓	3

Instructions/Comments/Special Requirements:
1211 \ 5
513 3

SAMPLE RECEIPT	DATE	TIME	Samples Relinquished By	Samples Received By
Temperature 18.4°C	11/28/12	9:10		
Custody Seals Intact? Y N None				
Number of Containers 6				

WETLAB'S Standard Terms and Conditions apply unless written agreements specify otherwise. Payment terms are Net 30.

To the maximum extent permitted by law, the Client agrees to limit the liability of WETLAB for the Client's damages to the total compesation received, unless other agreements are made in writing. This limitation shall apply regardless of the cause of action or legal theory pled or asserted.

301.2E

11/12/2012

McClelland Laboratory
1016 Greg Street
Sparks, NV 89431
Attn: Mike Medina

OrderID: *1211013*

Dear: Mike Medina

This is to transmit the attached analytical report. The analytical data and information contained therein was generated using specified or selected methods contained in references, such as Standard Methods for the Examination of Water and Wastewater, 18th & 19th editions, Methods for Determination of Organic Compounds in Drinking Water, EPA-600/4-79-020, and Test Methods for Evaluation of Solid Waste, Physical/Chemical Methods (SW846) Third Edition.

The samples were received by WETLAB-Western Environmental Testing Laboratory in good condition on 11/1/2012. Additional comments are located on page 2 of this report.

If you should have any questions or comments regarding this report, please do not hesitate to call.

Sincerely,

Andy Smith
QA Manager

SPARKS
475 E. Greg Street, Suite 119
Sparks, Nevada 89431
tel (775) 355-0202
fax (775) 355-0817

ELKO
1084 Lamoille Hwy.
Elko, Nevada 89801
tel (775) 777-9933
fax (775) 777-9933

LAS VEGAS
3230 Polaris Ave., Suite 4
Las Vegas, Nevada 89102
tel (702) 475-8899
fax (702) 776-6152

Western Environmental Testing Laboratory
Report Comments

McClelland Laboratory - 1211013

General Comments

None

Specific Comments

The matrix spike/matrix spike duplicate (MS/MSD) values for the analysis of Fluoride on sample 1211013-001 were outside laboratory acceptance criteria; however, the relative percent difference (RPD) value was acceptable, indicating probable matrix interference. The reported result should be considered an estimate.

Due to the sample matrix it was necessary to analyze the following at a dilution:
1211013-001 Antimony, Arsenic, Mercury, Selenium, Thallium
1211013-002 Antimony, Arsenic, Mercury, Selenium, Thallium, Uranium
1211013-003 Antimony, Arsenic, Selenium
The reporting limits have been adjusted accordingly.

Data Qualifier Legend

B -- Blank contamination; Analyte detected above the method reporting limit in an associated blank

HT -- Sample held beyond the accepted holding time

J -- The reported value is between the laboratory method detection limit and the laboratory practical quantitation limit

M -- Reported value is estimated; The sample matrix interfered with the analysis

N -- There was insufficient sample available to perform a spike and/or duplicate on this analytical batch.

NC -- Not calculated due to matrix interference

Q -- Reported value is estimated; The value failed to meet QC criteria for either precision or accuracy

S -- Surrogate recovery was outside of laboratory acceptance limits due to matrix interference. The associated blank and LCS surrogate recovery was within acceptance limits.

SC -- Spike recovery not calculated. Sample concentration >4X the spike amount; therefore, the spike could not be adequately recovered.

475 East Greg Street Suite #119
Sparks, NV 89431 (775) 355-0202
EPA Lab ID: NV00925 - ELAP No: 2523

1084 Lamoille Hwy
Elko, NV 89801 (775) 777-9933
EPA Lab ID: NV00926

3230 Polaris Ave #4
Las Vegas, NV 89102 (702) 475-8899
EPA Lab ID: NV00932

Western Environmental Testing Laboratory
Analytical Report

McClelland Laboratory
1016 Greg Street
Sparks, NV 89431
Attn: Mike Medina
Phone: (775) 356-1300 **Fax:** (775) 356-8917
PO\Project: *3438*

Date Printed: 11/12/2012
OrderID: *1211013*

Customer Sample ID: 604 673 Wk:92
WETLAB Sample ID: 1211013-001

Collect Date/Time: 11/1/2012 09:00
Receive Date: 11/1/2012 13:20

PROFILE II

Parameter	Method	Results	Units	Reporting Limit	Date Analyzed
pH	SM 4500-H+ B	5.49	pH Units		11/1/2012
Trace Metals Digestion	EPA 200.2	Complete			11/2/2012
Bicarbonate (HCO3)	SM 2320B	<1.0	mg/L	1.0	11/1/2012
Carbonate (CO3)	SM 2320B	<1.0	mg/L	1.0	11/1/2012
Hydroxide (OH)	SM 2320B	<1.0	mg/L	1.0	11/1/2012
Total Alkalinity	SM 2320B	<1.0	mg/L as CaCO3	1.0	11/1/2012
Chloride	EPA 300.0	<1.00	mg/L	1.00	11/1/2012
Fluoride	EPA 300.0	0.48 M	mg/L	0.10	11/1/2012
Sulfate	EPA 300.0	26	mg/L	1.0	11/1/2012
Nitrate Nitrogen	EPA 300.0	<1.0	mg/L	1.0	11/1/2012
Nitrite Nitrogen	EPA 300.0	<0.025	mg/L	0.025	11/1/2012
Total Dissolved Solids (TDS)	SM 2540C	34	mg/L	10	11/6/2012
Aluminum	EPA 200.7	0.18	mg/L	0.045	11/5/2012
Barium	EPA 200.7	0.068	mg/L	0.010	11/5/2012
Beryllium	EPA 200.7	<0.0010	mg/L	0.0010	11/5/2012
Bismuth	EPA 200.7	<0.10	mg/L	0.10	11/5/2012
Boron	EPA 200.7	<0.10	mg/L	0.10	11/5/2012
Cadmium	EPA 200.7	<0.0010	mg/L	0.0010	11/5/2012
Calcium	EPA 200.7	6.7	mg/L	0.50	11/5/2012
Chromium	EPA 200.7	<0.0050	mg/L	0.0050	11/5/2012
Cobalt	EPA 200.7	<0.010	mg/L	0.010	11/5/2012
Copper	EPA 200.7	1.4	mg/L	0.050	11/5/2012
Gallium	EPA 200.7	<0.10	mg/L	0.10	11/5/2012
Iron	EPA 200.7	0.020	mg/L	0.010	11/5/2012
Lithium	EPA 200.7	<0.10	mg/L	0.10	11/5/2012
Magnesium	EPA 200.7	0.92	mg/L	0.50	11/5/2012
Manganese	EPA 200.7	0.048	mg/L	0.0050	11/5/2012

475 East Greg Street Suite #119
Sparks, NV 89431 (775) 355-0202
EPA Lab ID: NV00925 - ELAP No: 2523

1084 Lamoille Hwy
Elko, NV 89801 (775) 777-9933
EPA Lab ID: NV00926

3230 Polaris Ave #4
Las Vegas, NV 89102 (702) 475-8899
EPA Lab ID: NV00932

Customer Sample ID: 604 673 Wk:92
WETLAB Sample ID: 1211013-001

Collect Date/Time: 11/1/2012 09:00
Receive Date: 11/1/2012 13:20

PROFILE II

Parameter	Method	Results	Units	Reporting Limit	Date Analyzed
Molybdenum	EPA 200.7	<0.010	mg/L	0.010	11/5/2012
Nickel	EPA 200.7	<0.010	mg/L	0.010	11/5/2012
Phosphorus	EPA 200.7	<0.50	mg/L	0.50	11/5/2012
Potassium	EPA 200.7	0.84	mg/L	0.50	11/5/2012
Scandium	EPA 200.7	<0.10	mg/L	0.10	11/5/2012
Silver	EPA 200.7	<0.0050	mg/L	0.0050	11/5/2012
Sodium	EPA 200.7	<0.50	mg/L	0.50	11/5/2012
Strontium	EPA 200.7	<0.10	mg/L	0.10	11/5/2012
Tin	EPA 200.7	<0.10	mg/L	0.10	11/5/2012
Titanium	EPA 200.7	<0.10	mg/L	0.10	11/5/2012
Vanadium	EPA 200.7	<0.010	mg/L	0.010	11/5/2012
Zinc	EPA 200.7	0.058	mg/L	0.010	11/5/2012
Mercury	EPA 200.8	<0.0005	mg/L	0.0005	11/8/2012
Antimony	EPA 200.8	<0.010	mg/L	0.010	11/8/2012
Arsenic	EPA 200.8	<0.025	mg/L	0.025	11/8/2012
Lead	EPA 200.8	0.0054	mg/L	0.0050	11/8/2012
Selenium	EPA 200.8	<0.025	mg/L	0.025	11/8/2012
Thallium	EPA 200.8	<0.0050	mg/L	0.0050	11/8/2012
Uranium	EPA 200.8	0.016	mg/L	0.0050	11/8/2012
Anions	Calculation	0.57	meq/L	0.10	
Cations	Calculation	0.50	meq/L	0.10	
Error	Calculation	6.2	%	1.0	

Customer Sample ID: SRK 0854 Wk:92
WETLAB Sample ID: 1211013-002

Collect Date/Time: 11/1/2012 09:00
Receive Date: 11/1/2012 13:20

PROFILE II

Parameter	Method	Results	Units	Reporting Limit	Date Analyzed
pH	SM 4500-H+ B	5.02	pH Units		11/1/2012
Trace Metals Digestion	EPA 200.2	Complete			11/2/2012
Bicarbonate (HCO3)	SM 2320B	<1.0	mg/L	1.0	11/1/2012
Carbonate (CO3)	SM 2320B	<1.0	mg/L	1.0	11/1/2012
Hydroxide (OH)	SM 2320B	<1.0	mg/L	1.0	11/1/2012
Total Alkalinity	SM 2320B	<1.0	mg/L as CaCO3	1.0	11/1/2012
Chloride	EPA 300.0	<1.00	mg/L	1.00	11/1/2012
Fluoride	EPA 300.0	0.35	mg/L	0.10	11/1/2012
Sulfate	EPA 300.0	100	mg/L	1.0	11/1/2012
Nitrate Nitrogen	EPA 300.0	<1.0	mg/L	1.0	11/1/2012
Nitrite Nitrogen	EPA 300.0	<0.025	mg/L	0.025	11/1/2012

475 East Greg Street Suite #119
Sparks, NV 89431 (775) 355-0202
EPA Lab ID: NV00925 - ELAP No: 2523

1084 Lamoille Hwy
Elko, NV 89801 (775) 777-9933
EPA Lab ID: NV00926

3230 Polaris Ave #4
Las Vegas, NV 89102 (702) 475-8899
EPA Lab ID: NV00932

Customer Sample ID: SRK 0854 Wk:92
WETLAB Sample ID: 1211013-002

Collect Date/Time: 11/1/2012 09:00
Receive Date: 11/1/2012 13:20

PROFILE II

Parameter	Method	Results	Units	Reporting Limit	Date Analyzed
Total Dissolved Solids (TDS)	SM 2540C	150	mg/L	10	11/6/2012
Aluminum	EPA 200.7	0.074	mg/L	0.045	11/5/2012
Barium	EPA 200.7	0.069	mg/L	0.010	11/5/2012
Beryllium	EPA 200.7	<0.0010	mg/L	0.0010	11/5/2012
Bismuth	EPA 200.7	0.13	mg/L	0.10	11/5/2012
Boron	EPA 200.7	<0.10	mg/L	0.10	11/5/2012
Cadmium	EPA 200.7	0.0013	mg/L	0.0010	11/5/2012
Calcium	EPA 200.7	4.6	mg/L	0.50	11/5/2012
Chromium	EPA 200.7	<0.0050	mg/L	0.0050	11/5/2012
Cobalt	EPA 200.7	<0.010	mg/L	0.010	11/5/2012
Copper	EPA 200.7	48	mg/L	0.050	11/5/2012
Gallium	EPA 200.7	<0.10	mg/L	0.10	11/5/2012
Iron	EPA 200.7	<0.010	mg/L	0.010	11/5/2012
Lithium	EPA 200.7	<0.10	mg/L	0.10	11/5/2012
Magnesium	EPA 200.7	<0.50	mg/L	0.50	11/5/2012
Manganese	EPA 200.7	0.092	mg/L	0.0050	11/5/2012
Molybdenum	EPA 200.7	<0.010	mg/L	0.010	11/5/2012
Nickel	EPA 200.7	<0.010	mg/L	0.010	11/5/2012
Phosphorus	EPA 200.7	0.53	mg/L	0.50	11/5/2012
Potassium	EPA 200.7	0.57	mg/L	0.50	11/5/2012
Scandium	EPA 200.7	<0.10	mg/L	0.10	11/5/2012
Silver	EPA 200.7	0.012	mg/L	0.0050	11/5/2012
Sodium	EPA 200.7	<0.50	mg/L	0.50	11/5/2012
Strontium	EPA 200.7	<0.10	mg/L	0.10	11/5/2012
Tin	EPA 200.7	<0.10	mg/L	0.10	11/5/2012
Titanium	EPA 200.7	<0.10	mg/L	0.10	11/5/2012
Vanadium	EPA 200.7	<0.010	mg/L	0.010	11/5/2012
Zinc	EPA 200.7	0.23	mg/L	0.010	11/5/2012
Mercury	EPA 200.8	<0.0005	mg/L	0.0005	11/8/2012
Antimony	EPA 200.8	<0.010	mg/L	0.010	11/8/2012
Arsenic	EPA 200.8	<0.025	mg/L	0.025	11/8/2012
Lead	EPA 200.8	0.0092	mg/L	0.0050	11/8/2012
Selenium	EPA 200.8	<0.025	mg/L	0.025	11/8/2012
Thallium	EPA 200.8	<0.0050	mg/L	0.0050	11/8/2012
Uranium	EPA 200.8	<0.0050	mg/L	0.0050	11/8/2012
Anions	Calculation	2.10	meq/L	0.10	
Cations	Calculation	1.77	meq/L	0.10	
Error	Calculation	8.4	%	1.0	

475 East Greg Street Suite #119
Sparks, NV 89431 (775) 355-0202
EPA Lab ID: NV00925 - ELAP No: 2523

1084 Lamoille Hwy
Elko, NV 89801 (775) 777-9933
EPA Lab ID: NV00926

3230 Polaris Ave #4
Las Vegas, NV 89102 (702) 475-8899
EPA Lab ID: NV00932

Customer Sample ID: SRK 0872 Wk:92
WETLAB Sample ID: 1211013-003

Collect Date/Time: 11/1/2012 09:00
Receive Date: 11/1/2012 13:20

PROFILE II

Parameter	Method	Results	Units	Reporting Limit	Date Analyzed
pH	SM 4500-H+ B	6.66	pH Units		11/1/2012
Trace Metals Digestion	EPA 200.2	Complete			11/2/2012
Bicarbonate (HCO3)	SM 2320B	7.7	mg/L	1.0	11/1/2012
Carbonate (CO3)	SM 2320B	<1.0	mg/L	1.0	11/1/2012
Hydroxide (OH)	SM 2320B	<1.0	mg/L	1.0	11/1/2012
Total Alkalinity	SM 2320B	6.3	mg/L as CaCO3	1.0	11/1/2012
Chloride	EPA 300.0	<1.00	mg/L	1.00	11/1/2012
Fluoride	EPA 300.0	0.67	mg/L	0.10	11/1/2012
Sulfate	EPA 300.0	22	mg/L	1.0	11/1/2012
Nitrate Nitrogen	EPA 300.0	<1.0	mg/L	1.0	11/1/2012
Nitrite Nitrogen	EPA 300.0	0.074	mg/L	0.025	11/1/2012
Total Dissolved Solids (TDS)	SM 2540C	54	mg/L	10	11/6/2012
Aluminum	EPA 200.7	0.079	mg/L	0.045	11/5/2012
Barium	EPA 200.7	0.024	mg/L	0.010	11/5/2012
Beryllium	EPA 200.7	<0.0010	mg/L	0.0010	11/5/2012
Bismuth	EPA 200.7	<0.10	mg/L	0.10	11/5/2012
Boron	EPA 200.7	<0.10	mg/L	0.10	11/5/2012
Cadmium	EPA 200.7	<0.0010	mg/L	0.0010	11/5/2012
Calcium	EPA 200.7	9.7	mg/L	0.50	11/5/2012
Chromium	EPA 200.7	<0.0050	mg/L	0.0050	11/5/2012
Cobalt	EPA 200.7	<0.010	mg/L	0.010	11/5/2012
Copper	EPA 200.7	0.059	mg/L	0.050	11/5/2012
Gallium	EPA 200.7	<0.10	mg/L	0.10	11/5/2012
Iron	EPA 200.7	0.049	mg/L	0.010	11/5/2012
Lithium	EPA 200.7	<0.10	mg/L	0.10	11/5/2012
Magnesium	EPA 200.7	0.80	mg/L	0.50	11/5/2012
Manganese	EPA 200.7	<0.0050	mg/L	0.0050	11/5/2012
Molybdenum	EPA 200.7	0.064	mg/L	0.010	11/5/2012
Nickel	EPA 200.7	<0.010	mg/L	0.010	11/5/2012
Phosphorus	EPA 200.7	<0.50	mg/L	0.50	11/5/2012
Potassium	EPA 200.7	<0.50	mg/L	0.50	11/5/2012
Scandium	EPA 200.7	<0.10	mg/L	0.10	11/5/2012
Silver	EPA 200.7	<0.0050	mg/L	0.0050	11/5/2012
Sodium	EPA 200.7	<0.50	mg/L	0.50	11/5/2012
Strontium	EPA 200.7	<0.10	mg/L	0.10	11/5/2012
Tin	EPA 200.7	<0.10	mg/L	0.10	11/5/2012
Titanium	EPA 200.7	<0.10	mg/L	0.10	11/5/2012
Vanadium	EPA 200.7	<0.010	mg/L	0.010	11/5/2012

475 East Greg Street Suite #119
Sparks, NV 89431 (775) 355-0202
EPA Lab ID: NV00925 - ELAP No: 2523

1084 Lamoille Hwy
Elko, NV 89801 (775) 777-9933
EPA Lab ID: NV00926

3230 Polaris Ave #4
Las Vegas, NV 89102 (702) 475-8899
EPA Lab ID: NV00932

Customer Sample ID: SRK 0872 Wk:92
WETLAB Sample ID: 1211013-003

Collect Date/Time: 11/1/2012 09:00
Receive Date: 11/1/2012 13:20

PROFILE II

Parameter	Method	Results	Units	Reporting Limit	Date Analyzed
Zinc	EPA 200.7	<0.010	mg/L	0.010	11/5/2012
Mercury	EPA 200.8	<0.00010	mg/L	0.00010	11/6/2012
Antimony	EPA 200.8	<0.010	mg/L	0.010	11/8/2012
Arsenic	EPA 200.8	<0.025	mg/L	0.025	11/8/2012
Lead	EPA 200.8	<0.0025	mg/L	0.0025	11/6/2012
Selenium	EPA 200.8	<0.025	mg/L	0.025	11/8/2012
Thallium	EPA 200.8	<0.0010	mg/L	0.0010	11/6/2012
Uranium	EPA 200.8	<0.0050	mg/L	0.0050	11/6/2012
Anions	Calculation	0.62	meq/L	0.10	
Cations	Calculation	0.56	meq/L	0.10	
Error	Calculation	4.8	%	1.0	

475 East Greg Street Suite #119
Sparks, NV 89431 (775) 355-0202
EPA Lab ID: NV00925 - ELAP No: 2523

1084 Lamoille Hwy
Elko, NV 89801 (775) 777-9933
EPA Lab ID: NV00926

3230 Polaris Ave #4
Las Vegas, NV 89102 (702) 475-8899
EPA Lab ID: NV00932

Western Environmental Testing Laboratory
QC Report

QCBatchID	QCType	Parameter	Method	Result	Units
QC12110056	Blank 1	Fluoride	EPA 300.0	<0.10	mg/L
QC12110056	Blank 2	Fluoride	EPA 300.0	<0.10	mg/L
QC12110056	Blank 3	Fluoride	EPA 300.0	<0.10	mg/L
QC12110058	Blank 1	Chloride	EPA 300.0	<1.0	mg/L
QC12110058	Blank 2	Chloride	EPA 300.0	<1.0	mg/L
QC12110058	Blank 3	Chloride	EPA 300.0	<1.0	mg/L
QC12110060	Blank 1	Nitrite Nitrogen	EPA 300.0	<0.025	mg/L
QC12110060	Blank 2	Nitrite Nitrogen	EPA 300.0	<0.025	mg/L
QC12110060	Blank 3	Nitrite Nitrogen	EPA 300.0	<0.025	mg/L
QC12110062	Blank 1	Nitrate Nitrogen	EPA 300.0	<1.0	mg/L
QC12110062	Blank 2	Nitrate Nitrogen	EPA 300.0	<1.0	mg/L
QC12110062	Blank 3	Nitrate Nitrogen	EPA 300.0	<1.0	mg/L
QC12110064	Blank 1	Sulfate	EPA 300.0	<1.0	mg/L
QC12110064	Blank 2	Sulfate	EPA 300.0	<1.0	mg/L
QC12110064	Blank 3	Sulfate	EPA 300.0	<1.0	mg/L
QC12110138	Blank 1	Aluminum, Dissolved	EPA 200.7	<0.045	mg/L
		Barium, Dissolved	EPA 200.7	<0.010	mg/L
		Beryllium, Dissolved	EPA 200.7	<0.0010	mg/L
		Bismuth, Dissolved	EPA 200.7	<0.10	mg/L
		Boron, Dissolved	EPA 200.7	<0.10	mg/L
		Cadmium, Dissolved	EPA 200.7	<0.0010	mg/L
		Calcium, Dissolved	EPA 200.7	<0.50	mg/L
		Chromium, Dissolved	EPA 200.7	<0.0050	mg/L
		Cobalt, Dissolved	EPA 200.7	<0.010	mg/L
		Copper, Dissolved	EPA 200.7	<0.050	mg/L
		Gallium, Dissolved	EPA 200.7	<0.10	mg/L
		Iron, Dissolved	EPA 200.7	<0.010	mg/L
		Lithium, Dissolved	EPA 200.7	<0.10	mg/L
		Magnesium, Dissolved	EPA 200.7	<0.50	mg/L
		Manganese, Dissolved	EPA 200.7	<0.0050	mg/L
		Molybdenum, Dissolved	EPA 200.7	<0.010	mg/L
		Nickel, Dissolved	EPA 200.7	<0.010	mg/L
		Phosphorus, Dissolved	EPA 200.7	<0.50	mg/L
		Potassium, Dissolved	EPA 200.7	<0.50	mg/L
		Scandium, Dissolved	EPA 200.7	<0.10	mg/L
		Silver, Dissolved	EPA 200.7	<0.0050	mg/L
		Sodium, Dissolved	EPA 200.7	<0.50	mg/L
		Strontium, Dissolved	EPA 200.7	<0.10	mg/L
		Tin, Dissolved	EPA 200.7	<0.10	mg/L
		Titanium, Dissolved	EPA 200.7	<0.10	mg/L
		Vanadium, Dissolved	EPA 200.7	<0.010	mg/L
		Zinc, Dissolved	EPA 200.7	<0.010	mg/L
QC12110208	Blank 1	Uranium, Dissolved	EPA 200.8	<0.0050	mg/L
		Mercury, Dissolved	EPA 200.8	<0.00010	mg/L
		Antimony, Dissolved	EPA 200.8	<0.0025	mg/L
		Arsenic, Dissolved	EPA 200.8	<0.0050	mg/L
		Lead, Dissolved	EPA 200.8	<0.0025	mg/L

475 East Greg Street Suite #119
Sparks, NV 89431 (775) 355-0202
EPA Lab ID: NV00925 - ELAP No: 2523

1084 Lamoille Hwy
Elko, NV 89801 (775) 777-9933
EPA Lab ID: NV00926

3230 Polaris Ave #4
Las Vegas, NV 89102 (702) 475-8899
EPA Lab ID: NV00932

QCBatchID	QCType	Parameter	Method	Result	Units
		Selenium, Dissolved	EPA 200.8	<0.0050	mg/L
		Thallium, Dissolved	EPA 200.8	<0.0010	mg/L
QC12110259	Blank 1	Total Dissolved Solids (TDS)	SM 2540C	<10	mg/L

QCBatchID	QCType	Parameter	Method	Result	Actual	% Recovery	Units
QC12110056	LCS 1	Fluoride	EPA 300.0	2.05	2.00	103	mg/L
QC12110058	LCS 1	Chloride	EPA 300.0	11.0	10.0	110	mg/L
QC12110060	LCS 1	Nitrite Nitrogen	EPA 300.0	0.496	0.500	99	mg/L
QC12110062	LCS 1	Nitrate Nitrogen	EPA 300.0	1.99	2.00	99	mg/L
QC12110064	LCS 1	Sulfate	EPA 300.0	24.3	25.0	97	mg/L
QC12110066	LCS 1	pH	SM 4500-H+ B	6.98	7.00	100	pH Units
QC12110066	LCS 2	pH	SM 4500-H+ B	7.00	7.00	100	pH Units
QC12110066	LCS 3	pH	SM 4500-H+ B	7.00	7.00	100	pH Units
QC12110068	LCS 1	Total Alkalinity	SM 2320B	96.2	100	96	mg/L
QC12110068	LCS 2	Total Alkalinity	SM 2320B	99.3	100	99	mg/L
QC12110068	LCS 3	Total Alkalinity	SM 2320B	98.6	100	99	mg/L
QC12110068	LCS 4	Total Alkalinity	SM 2320B	99.7	100	100	mg/L
QC12110138	LCS 1	Aluminum	EPA 200.7	0.965	1.00	96	mg/L
		Barium	EPA 200.7	0.977	1.00	98	mg/L
		Beryllium	EPA 200.7	0.979	1.00	98	mg/L
		Bismuth	EPA 200.7	0.985	1.00	98	mg/L
		Boron	EPA 200.7	0.935	1.00	94	mg/L
		Cadmium	EPA 200.7	0.982	1.00	98	mg/L
		Calcium	EPA 200.7	9.66	10.0	97	mg/L
		Chromium	EPA 200.7	0.968	1.00	97	mg/L
		Cobalt	EPA 200.7	0.978	1.00	98	mg/L
		Copper	EPA 200.7	4.76	5.00	95	mg/L
		Gallium	EPA 200.7	0.975	1.00	98	mg/L
		Iron	EPA 200.7	0.976	1.00	98	mg/L
		Lithium	EPA 200.7	0.974	1.00	97	mg/L
		Magnesium	EPA 200.7	9.54	10.0	95	mg/L
		Manganese	EPA 200.7	0.967	1.00	97	mg/L
		Molybdenum	EPA 200.7	0.985	1.00	98	mg/L
		Nickel	EPA 200.7	4.87	5.00	97	mg/L
		Phosphorus	EPA 200.7	4.95	5.00	99	mg/L
		Potassium	EPA 200.7	9.86	10.0	99	mg/L
		Scandium	EPA 200.7	0.974	1.00	97	mg/L
		Silver	EPA 200.7	0.085	0.090	95	mg/L
		Sodium	EPA 200.7	9.89	10.0	99	mg/L
		Strontium	EPA 200.7	0.989	1.00	99	mg/L
		Tin	EPA 200.7	0.964	1.00	96	mg/L
		Titanium	EPA 200.7	0.976	1.00	98	mg/L
		Vanadium	EPA 200.7	0.970	1.00	97	mg/L
		Zinc	EPA 200.7	0.998	1.00	100	mg/L
QC12110208	LCS 1	Uranium, Dissolved	EPA 200.8	0.0096	0.010	96	mg/L
		Mercury, Dissolved	EPA 200.8	0.000905	0.001	90	mg/L
		Antimony, Dissolved	EPA 200.8	0.0096	0.010	96	mg/L
		Arsenic, Dissolved	EPA 200.8	0.0510	0.050	102	mg/L
		Lead, Dissolved	EPA 200.8	0.0097	0.010	97	mg/L
		Selenium, Dissolved	EPA 200.8	0.0465	0.050	93	mg/L
		Thallium, Dissolved	EPA 200.8	0.0098	0.010	98	mg/L
QC12110259	LCS 1	Total Dissolved Solids (TDS)	SM 2540C	145	150	97	mg/L

			Duplicate	Sample	Duplicate	

475 East Greg Street Suite #119
Sparks, NV 89431 (775) 355-0202
EPA Lab ID: NV00925 - ELAP No: 2523

1084 Lamoille Hwy
Elko, NV 89801 (775) 777-9933
EPA Lab ID: NV00926

3230 Polaris Ave #4
Las Vegas, NV 89102 (702) 475-8899
EPA Lab ID: NV00932

QCBatchID	QCType			Sample	Result	Result		
QC12110066	Duplicate	pH	SM 4500-H+ B	1211002-001	7.97	8.00	pH Units	<1%
QC12110066	Duplicate	pH	SM 4500-H+ B	1211006-007	7.44	7.42	pH Units	<1%
QC12110066	Duplicate	pH	SM 4500-H+ B	1211008-005	6.97	6.96	pH Units	<1%
QC12110066	Duplicate	pH	SM 4500-H+ B	1211011-001	7.46	7.51	pH Units	1 %
QC12110066	Duplicate	pH	SM 4500-H+ B	1211015-001	6.18	6.28	pH Units	2 %
QC12110068	Duplicate	Bicarbonate (HCO3)	SM 2320B	1211002-001	215	215	mg/L	<1%
		Carbonate (CO3)	SM 2320B	1211002-001	<1.000	<1.000	mg/L	<1%
		Hydroxide (OH)	SM 2320B	1211002-001	<1.000	<1.000	mg/L	<1%
		Total Alkalinity	SM 2320B	1211002-001	176	177	mg/L as CaCO3	<1%
QC12110068	Duplicate	Bicarbonate (HCO3)	SM 2320B	1211006-007	120	119	mg/L	1 %
		Carbonate (CO3)	SM 2320B	1211006-007	<1.000	<1.000	mg/L	<1%
		Hydroxide (OH)	SM 2320B	1211006-007	<1.000	<1.000	mg/L	<1%
		Total Alkalinity	SM 2320B	1211006-007	98.8	98.0	mg/L as CaCO3	1 %
QC12110068	Duplicate	Bicarbonate (HCO3)	SM 2320B	1211008-005	1034	1041	mg/L	1 %
		Carbonate (CO3)	SM 2320B	1211008-005	<1.000	<1.000	mg/L	<1%
		Hydroxide (OH)	SM 2320B	1211008-005	<1.000	<1.000	mg/L	<1%
		Total Alkalinity	SM 2320B	1211008-005	848	854	mg/L as CaCO3	1 %
QC12110068	Duplicate	Bicarbonate (HCO3)	SM 2320B	1211011-001	441	440	mg/L	<1%
		Carbonate (CO3)	SM 2320B	1211011-001	<1.000	<1.000	mg/L	<1%
		Hydroxide (OH)	SM 2320B	1211011-001	<1.000	<1.000	mg/L	<1%
		Total Alkalinity	SM 2320B	1211011-001	362	360	mg/L as CaCO3	<1%
QC12110068	Duplicate	Bicarbonate (HCO3)	SM 2320B	1211015-001	2.68	2.51	mg/L	7 %
		Carbonate (CO3)	SM 2320B	1211015-001	<1.000	<1.000	mg/L	<1%
		Hydroxide (OH)	SM 2320B	1211015-001	<1.000	<1.000	mg/L	<1%
		Total Alkalinity	SM 2320B	1211015-001	2.20	2.06	mg/L as CaCO3	7 %
QC12110259	Duplicate	Total Dissolved Solids (TDS)	SM 2540C	1211054-001	331	327	mg/L	1 %
QC12110259	Duplicate	Total Dissolved Solids (TDS)	SM 2540C	1211055-005	265	270	mg/L	2 %

QCBatchID	QCType	Parameter	Method	Spike Sample	Sample Result		MS Result	MSD Result	Spike Value	Units	MS % Rec.	MSD % Rec.	RPD
QC12110056	MS 1	Fluoride	EPA 300.0	1210633-002	0.123		2.22	2.30	2.00	mg/L	105	109	4 %
QC12110056	MS 2	Fluoride	EPA 300.0	1211013-001	0.477	M	3.45	3.45	2.00	mg/L	NC	NC	NC
QC12110058	MS 1	Chloride	EPA 300.0	1210633-002	<1.000		5.47	5.67	5.00	mg/L	106	110	4 %
QC12110058	MS 2	Chloride	EPA 300.0	1211013-001	<1.000		5.61	5.60	5.00	mg/L	111	111	<1%
QC12110060	MS 1	Nitrite Nitrogen	EPA 300.0	1210633-002	<0.025		0.537	0.559	0.500	mg/L	106	110	4 %
QC12110060	MS 2	Nitrite Nitrogen	EPA 300.0	1211013-001	<0.025		0.536	0.543	0.500	mg/L	107	109	1 %
QC12110062	MS 1	Nitrate Nitrogen	EPA 300.0	1210633-002	<1.000		2.12	2.20	2.00	mg/L	104	108	4 %
QC12110062	MS 2	Nitrate Nitrogen	EPA 300.0	1211013-001	<1.000		2.17	2.17	2.00	mg/L	107	107	<1%
QC12110064	MS 1	Sulfate	EPA 300.0	1210633-002	11.2		21.2	21.6	10.0	mg/L	100	104	2 %
QC12110064	MS 2	Sulfate	EPA 300.0	1211013-001	25.9		37.4	38.0	10.0	mg/L	114	121	2 %
QC12110138	MS 1	Aluminum, Dissolved	EPA 200.7	1211011-001	<0.045		1.05	1.05	1.00	mg/L	103	103	<1%
		Barium, Dissolved	EPA 200.7	1211011-001	0.129		1.09	1.08	1.00	mg/L	96	95	1 %
		Beryllium, Dissolved	EPA 200.7	1211011-001	<0.001		0.984	0.983	1.00	mg/L	98	98	<1%
		Bismuth, Dissolved	EPA 200.7	1211011-001	<0.100		0.945	0.944	1.00	mg/L	98	98	<1%
		Boron, Dissolved	EPA 200.7	1211011-001	0.373		1.38	1.37	1.00	mg/L	101	100	1 %
		Cadmium, Dissolved	EPA 200.7	1211011-001	<0.001		0.968	0.964	1.00	mg/L	97	97	<1%
		Calcium, Dissolved	EPA 200.7	1211011-001	149		158	156	10.0	mg/L	90	70	1 %

475 East Greg Street Suite #119
Sparks, NV 89431 (775) 355-0202
EPA Lab ID: NV00925 - ELAP No: 2523

1084 Lamoille Hwy
Elko, NV 89801 (775) 777-9933
EPA Lab ID: NV00926

3230 Polaris Ave #4
Las Vegas, NV 89102 (702) 475-8899
EPA Lab ID: NV00932

QCBatchID	QCType	Parameter	Method	Spike Sample	Sample Result		MS Result	MSD Result	Spike Value	Units	MS % Rec.	MSD % Rec.	RPD
		Chromium, Dissolved	EPA 200.7	1211011-001	<0.005		0.969	0.962	1.00	mg/L	97	96	1 %
		Cobalt, Dissolved	EPA 200.7	1211011-001	0.910		1.74	1.72	1.00	mg/L	83	81	1 %
		Copper, Dissolved	EPA 200.7	1211011-001	<0.050		4.93	4.87	5.00	mg/L	99	97	1 %
		Gallium, Dissolved	EPA 200.7	1211011-001	<0.100		1.05	1.04	1.00	mg/L	104	103	1 %
		Iron, Dissolved	EPA 200.7	1211011-001	0.081		1.06	1.05	1.00	mg/L	98	97	1 %
		Lithium, Dissolved	EPA 200.7	1211011-001	<0.100		0.975	0.960	1.00	mg/L	93	92	2 %
		Magnesium, Dissolved	EPA 200.7	1211011-001	34.8		42.6	42.5	10.0	mg/L	78	77	<1%
		Manganese, Dissolved	EPA 200.7	1211011-001	<0.005		0.905	0.898	1.00	mg/L	95	94	1 %
		Molybdenum, Dissolved	EPA 200.7	1211011-001	<0.010		1.02	1.02	1.00	mg/L	102	102	<1%
		Nickel, Dissolved	EPA 200.7	1211011-001	<0.010		4.75	4.72	5.00	mg/L	95	94	1 %
		Phosphorus, Dissolved	EPA 200.7	1211011-001	<0.500		5.61	5.62	5.00	mg/L	107	107	<1%
		Potassium, Dissolved	EPA 200.7	1211011-001	3.61		13.8	13.6	10.0	mg/L	102	100	1 %
		Scandium, Dissolved	EPA 200.7	1211011-001	<0.100		0.980	0.978	1.00	mg/L	98	98	<1%
		Silver, Dissolved	EPA 200.7	1211011-001	<0.005		0.087	0.085	0.090	mg/L	98	96	2 %
		Sodium, Dissolved	EPA 200.7	1211011-001	279		287	281	10.0	mg/L	80	20	2 %
		Strontium, Dissolved	EPA 200.7	1211011-001	1.39		2.39	2.34	1.00	mg/L	100	95	2 %
		Tin, Dissolved	EPA 200.7	1211011-001	<0.100		0.946	0.950	1.00	mg/L	99	99	<1%
		Titanium, Dissolved	EPA 200.7	1211011-001	<0.100		0.983	0.978	1.00	mg/L	98	98	1 %
		Vanadium, Dissolved	EPA 200.7	1211011-001	0.055		1.06	1.05	1.00	mg/L	101	100	1 %
		Zinc, Dissolved	EPA 200.7	1211011-001	<0.010		1.02	1.02	1.00	mg/L	102	102	<1%
QC12110208	MS 1	Uranium, Dissolved	EPA 200.8	1211011-001	0.0181		0.0267	0.0259	0.010	mg/L	86	78	3 %
		Mercury, Dissolved	EPA 200.8	1211011-001	0.002285	M	0.002942	0.002960	0.001	mg/L	NC	NC	NC
		Antimony, Dissolved	EPA 200.8	1211011-001	<0.0025		0.0102	0.0103	0.010	mg/L	95	96	1 %
		Arsenic, Dissolved	EPA 200.8	1211011-001	0.0496		0.1014	0.0997	0.050	mg/L	104	100	2 %
		Lead, Dissolved	EPA 200.8	1211011-001	<0.0025		0.0079	0.0082	0.010	mg/L	77	80	4 %
		Selenium, Dissolved	EPA 200.8	1211011-001	0.0182		0.0607	0.0569	0.050	mg/L	85	77	6 %
		Thallium, Dissolved	EPA 200.8	1211011-001	<0.0010		0.0079	0.0080	0.010	mg/L	79	80	1 %

475 East Greg Street Suite #119
Sparks, NV 89431 (775) 355-0202
EPA Lab ID: NV00925 - ELAP No: 2523

1084 Lamoille Hwy
Elko, NV 89801 (775) 777-9933
EPA Lab ID: NV00926

3230 Polaris Ave #4
Las Vegas, NV 89102 (702) 475-8899
EPA Lab ID: NV00932

WETLAB
WESTERN ENVIRONMENTAL TESTING LABORATORY
Specializing in Soil, Hazardous Waste and Water Analysis.
475 E. Greg Street #119 | Sparks, Nevada 89431
tel (775) 355-0202 | fax (775) 355-0817 | www.WETLaboratory.com

Lab Number 1211013
Report Due Date: 11/15/12
Page 1 of 1

Client: McClelland Laboratories, Inc.
Address: 1016 Greg Street
City, State & Zip: Sparks, NV 89431
Contact: Mike Medina
Phone: 775-356-1300
Collector's Name: Robert
Fax: 775-356-8917
Project Name:
P.O. Number:
Project Number: 3438
Email: mli@mettest.com

Turnaround Time: Standard / 5 Day / Other

Billing Address (if different than Client Address):
Company:
Address:
City, State & Zip:
Contact:
Phone:
Fax:
Email:

Additional Information:

Fax Results	Y	N	To: Client	Billing
Email Results	Y	N	To: Client	Billing
Compliance Monitoring	Y	N		
Fax Results to State EPA	Y	N		

Sample Type Codes:

DW = Drinking Water	SD = Solid
WW = Wastewater	SO = Soil
SW = Surface Water	HW = Hazardous Waste
MW = Monitoring Well	OTHER:

SAMPLE ID/LOCATION		DATE	TIME	SAMPLE TYPE	NO. OF CONTAINERS	Analyses Requested: Profile II w/o Ward	Uranium	Spl. No.
604 673	Wk:92	11/1/12	9:00	ww	2	X	X	1
SRK 0854	↓	↓	↓	↓	↓	↓	↓	2
SRK 0872	↓	↓	↓	↓	↓	↓	↓	3

1211 \ 1
013 1

Instructions/Comments/Special Requirements:

SAMPLE RECEIPT	DATE	TIME	Samples Relinquished By	Samples Received By
Temperature 20.7 °C	11/1/12	1320		
Custody Seals Intact? Y N (None)				
Number of Containers 6				

WETLAB's Standard Terms and Conditions apply unless written agreements specify otherwise. Payment terms are Net 30.

To the maximum extent permitted by law, the Client agrees to limit the liability of WETLAB for the Client's damages to the total compesation received, unless other agreements are made in writing. This limitation shall apply regardless of the cause of action or legal theory pled or asserted.

301.2E

WETLAB
WESTERN ENVIRONMENTAL TESTING LABORATORY
Specializing in Soil, Hazardous Waste and Water Analysis.
475 E. Greg Street #118 | Sparks, Nevada 89431
tel (775) 355-0202 | fax (775) 355-0817 | www.WETLaboratory.com

Lab Number 1211013
Report Due Date: 11/15/12
Page 1 of 1

Client: McClelland Laboratories, Inc.
Address: 1016 Greg Street
City, State & Zip: Sparks, NV 89431
Contact: Mike Medina
Phone: 775-356-1300 | Collector's Name: Robert
Fax: 775-356-8917 | Project Name:
P.O. Number: | Project Number: 3438
Email: mli@mettest.com

Turnaround Time: Standard / 5 Day / Other

Billing Address (if different than Client Address):
Company:
Address:
City, State & Zip:
Contact:
Phone:
Fax:
Email:

Additional Information

Fax Results	Y	N	To: Client	Billing
Email Results	Y	N	To: Client	Billing
Compliance Monitoring	Y	N		
Fax Results to State EPA	Y	N		

Sample Type Codes

DW = Drinking Water	SD = Solid
WW = Wastewater	SO = Soil
SW = Surface Water	HW = Hazardous Waste
MW = Monitoring Well	OTHER:

SAMPLE ID/LOCATION		DATE	TIME	SAMPLE TYPE	NO. OF CONTAINERS	Profile II w/o Ward	Uranium	Spl. No.
604 673	Wk:92	11/1/12	9:00	WW	2	X	X	1
SRK 0854	↓	↓	↓	↓	↓	↓	↓	2
SRK 0872	↓	↓	↓	↓	↓	↓	↓	3

1211 \ 1
013 1

Instructions/Comments/Special Requirements:

SAMPLE RECEIPT	DATE	TIME	Samples Relinquished By	Samples Received By
Temperature 20.7 °C	11/1/12	1320		
Custody Seals Intact? Y N (None)				
Number of Containers 6				

WETLAB'S Standard Terms and Conditions apply unless written agreements specify otherwise. Payment terms are Net 30.

To the maximum extent permitted by law, the Client agrees to limit the liability of WETLAB for the Client's damages to the total compesation received, unless other agreements are made in writing. This limitation shall apply regardless of the cause of action or legal theory pled or asserted.

301.2E

10/23/2012

McClelland Laboratory
1016 Greg Street
Sparks, NV 89431
Attn: Mike Medina

OrderID: *1210131*

Dear: Mike Medina

This is to transmit the attached analytical report. The analytical data and information contained therein was generated using specified or selected methods contained in references, such as Standard Methods for the Examination of Water and Wastewater, 18th & 19th editions, Methods for Determination of Organic Compounds in Drinking Water, EPA-600/4-79-020, and Test Methods for Evaluation of Solid Waste, Physical/Chemical Methods (SW846) Third Edition.

The samples were received by WETLAB-Western Environmental Testing Laboratory in good condition on 10/4/2012. Additional comments are located on page 2 of this report.

If you should have any questions or comments regarding this report, please do not hesitate to call.

Sincerely,

Jennifer Delaney
QA Specialist

SPARKS
475 E. Greg Street, Suite 119
Sparks, Nevada 89431
tel (775) 355-0202
fax (775) 355-0817

ELKO
1084 Lamoille Hwy.
Elko, Nevada 89801
tel (775) 777-9933
fax (775) 777-9933

LAS VEGAS
3230 Polaris Ave., Suite 4
Las Vegas, Nevada 89102
tel (702) 475-8899
fax (702) 776-6152

Western Environmental Testing Laboratory
Report Comments

McClelland Laboratory - 1210131

General Comments

None

Specific Comments

Samples 1210131-001 and 003 had unexpectedly high TDS results. Reanalysis has been performed and confirming results have been obtained.

Data Qualifier Legend

B -- Blank contamination; Analyte detected above the method reporting limit in an associated blank

HT -- Sample held beyond the accepted holding time

J -- The reported value is between the laboratory method detection limit and the laboratory practical quantitation limit

M -- Reported value is estimated; The sample matrix interfered with the analysis

N -- There was insufficient sample available to perform a spike and/or duplicate on this analytical batch.

NC -- Not calculated due to matrix interference

Q -- Reported value is estimated; The value failed to meet QC criteria for either precision or accuracy

S -- Surrogate recovery was outside of laboratory acceptance limits due to matrix interference. The associated blank and LCS surrogate recovery was within acceptance limits.

SC -- Spike recovery not calculated. Sample concentration >4X the spike amount; therefore, the spike could not be adequately recovered.

475 East Greg Street Suite #119
Sparks, NV 89431 (775) 355-0202
EPA Lab ID: NV00925 - ELAP No: 2523

1084 Lamoille Hwy
Elko, NV 89801 (775) 777-9933
EPA Lab ID: NV00926

3230 Polaris Ave #4
Las Vegas, NV 89102 (702) 475-8899
EPA Lab ID: NV00932

Western Environmental Testing Laboratory
Analytical Report

McClelland Laboratory
1016 Greg Street
Sparks, NV 89431
Attn: Mike Medina
Phone: (775) 356-1300 **Fax:** (775) 356-8917
PO\Project: *3438*

Date Printed: 10/23/2012
OrderID: *1210131*

Customer Sample ID: 604 673 Wk:88
WETLAB Sample ID: 1210131-001

Collect Date/Time: 10/4/2012 09:00
Receive Date: 10/4/2012 15:10

PROFILE II

Parameter	Method	Results	Units	Reporting Limit	Date Analyzed
pH	SM 4500-H+ B	5.31	pH Units		10/4/2012
Trace Metals Digestion	EPA 200.2	Complete			10/12/2012
Bicarbonate (HCO3)	SM 2320B	<1.0	mg/L	1.0	10/4/2012
Carbonate (CO3)	SM 2320B	<1.0	mg/L	1.0	10/4/2012
Hydroxide (OH)	SM 2320B	<1.0	mg/L	1.0	10/4/2012
Total Alkalinity	SM 2320B	<1.0	mg/L as CaCO3	1.0	10/4/2012
Chloride	EPA 300.0	<1.00	mg/L	1.00	10/5/2012
Fluoride	EPA 300.0	0.36	mg/L	0.10	10/5/2012
Sulfate	EPA 300.0	31	mg/L	1.0	10/5/2012
Nitrate Nitrogen	EPA 300.0	<1.0	mg/L	1.0	10/5/2012
Nitrite Nitrogen	EPA 300.0	<0.025	mg/L	0.025	10/5/2012
Total Dissolved Solids (TDS)	SM 2540C	63	mg/L	10	10/9/2012
Aluminum	EPA 200.7	0.16	mg/L	0.045	10/15/2012
Barium	EPA 200.7	0.12	mg/L	0.010	10/15/2012
Beryllium	EPA 200.7	<0.0010	mg/L	0.0010	10/15/2012
Bismuth	EPA 200.7	<0.10	mg/L	0.10	10/15/2012
Boron	EPA 200.7	<0.10	mg/L	0.10	10/15/2012
Cadmium	EPA 200.7	<0.0010	mg/L	0.0010	10/15/2012
Calcium	EPA 200.7	8.4	mg/L	0.50	10/15/2012
Chromium	EPA 200.7	<0.0050	mg/L	0.0050	10/15/2012
Cobalt	EPA 200.7	<0.010	mg/L	0.010	10/15/2012
Copper	EPA 200.7	1.3	mg/L	0.050	10/15/2012
Gallium	EPA 200.7	<0.10	mg/L	0.10	10/15/2012
Iron	EPA 200.7	0.020	mg/L	0.010	10/15/2012
Lithium	EPA 200.7	<0.10	mg/L	0.10	10/15/2012
Magnesium	EPA 200.7	1.1	mg/L	0.50	10/15/2012
Manganese	EPA 200.7	0.051	mg/L	0.0050	10/15/2012

475 East Greg Street Suite #119
Sparks, NV 89431 (775) 355-0202
EPA Lab ID: NV00925 - ELAP No: 2523

1084 Lamoille Hwy
Elko, NV 89801 (775) 777-9933
EPA Lab ID: NV00926

3230 Polaris Ave #4
Las Vegas, NV 89102 (702) 475-8899
EPA Lab ID: NV00932

Customer Sample ID: 604 673 Wk:88
WETLAB Sample ID: 1210131-001

Collect Date/Time: 10/4/2012 09:00
Receive Date: 10/4/2012 15:10

PROFILE II

Parameter	Method	Results	Units	Reporting Limit	Date Analyzed
Molybdenum	EPA 200.7	<0.010	mg/L	0.010	10/15/2012
Nickel	EPA 200.7	<0.010	mg/L	0.010	10/15/2012
Phosphorus	EPA 200.7	<0.50	mg/L	0.50	10/15/2012
Potassium	EPA 200.7	1.0	mg/L	0.50	10/15/2012
Scandium	EPA 200.7	<0.10	mg/L	0.10	10/15/2012
Silver	EPA 200.7	<0.0050	mg/L	0.0050	10/15/2012
Sodium	EPA 200.7	<0.50	mg/L	0.50	10/15/2012
Strontium	EPA 200.7	<0.10	mg/L	0.10	10/16/2012
Tin	EPA 200.7	<0.10	mg/L	0.10	10/15/2012
Titanium	EPA 200.7	<0.10	mg/L	0.10	10/15/2012
Vanadium	EPA 200.7	<0.010	mg/L	0.010	10/15/2012
Zinc	EPA 200.7	0.052	mg/L	0.010	10/15/2012
Mercury	EPA 200.8	<0.00010	mg/L	0.00010	10/15/2012
Antimony	EPA 200.8	<0.0025	mg/L	0.0025	10/15/2012
Arsenic	EPA 200.8	<0.0050	mg/L	0.0050	10/15/2012
Lead	EPA 200.8	0.0026	mg/L	0.0025	10/15/2012
Selenium	EPA 200.8	<0.0050	mg/L	0.0050	10/15/2012
Thallium	EPA 200.8	<0.0010	mg/L	0.0010	10/15/2012
Uranium	EPA 200.8	0.014	mg/L	0.0050	10/15/2012
Anions	Calculation	0.66	meq/L	0.10	
Cations	Calculation	0.60	meq/L	0.10	
Error	Calculation	5.2	%	1.0	

Customer Sample ID: SRK 0854 Wk:88
WETLAB Sample ID: 1210131-002

Collect Date/Time: 10/4/2012 09:00
Receive Date: 10/4/2012 15:10

PROFILE II

Parameter	Method	Results	Units	Reporting Limit	Date Analyzed
pH	SM 4500-H+ B	4.76	pH Units		10/4/2012
Trace Metals Digestion	EPA 200.2	Complete			10/12/2012
Bicarbonate (HCO3)	SM 2320B	<1.0	mg/L	1.0	10/4/2012
Carbonate (CO3)	SM 2320B	<1.0	mg/L	1.0	10/4/2012
Hydroxide (OH)	SM 2320B	<1.0	mg/L	1.0	10/4/2012
Total Alkalinity	SM 2320B	<1.0	mg/L as CaCO3	1.0	10/4/2012
Chloride	EPA 300.0	<1.00	mg/L	1.00	10/5/2012
Fluoride	EPA 300.0	0.27	mg/L	0.10	10/5/2012
Sulfate	EPA 300.0	99	mg/L	1.0	10/5/2012
Nitrate Nitrogen	EPA 300.0	<1.0	mg/L	1.0	10/5/2012
Nitrite Nitrogen	EPA 300.0	<0.025	mg/L	0.025	10/5/2012

475 East Greg Street Suite #119
Sparks, NV 89431 (775) 355-0202
EPA Lab ID: NV00925 - ELAP No: 2523

1084 Lamoille Hwy
Elko, NV 89801 (775) 777-9933
EPA Lab ID: NV00926

3230 Polaris Ave #4
Las Vegas, NV 89102 (702) 475-8899
EPA Lab ID: NV00932

Customer Sample ID: SRK 0854 Wk:88
WETLAB Sample ID: 1210131-002

Collect Date/Time: 10/4/2012 09:00
Receive Date: 10/4/2012 15:10

PROFILE II

Parameter	Method	Results	Units	Reporting Limit	Date Analyzed
Total Dissolved Solids (TDS)	SM 2540C	140	mg/L	10	10/9/2012
Aluminum	EPA 200.7	0.077	mg/L	0.045	10/15/2012
Barium	EPA 200.7	0.031	mg/L	0.010	10/15/2012
Beryllium	EPA 200.7	<0.0010	mg/L	0.0010	10/15/2012
Bismuth	EPA 200.7	0.14	mg/L	0.10	10/15/2012
Boron	EPA 200.7	<0.10	mg/L	0.10	10/15/2012
Cadmium	EPA 200.7	0.0011	mg/L	0.0010	10/15/2012
Calcium	EPA 200.7	4.5	mg/L	0.50	10/15/2012
Chromium	EPA 200.7	<0.0050	mg/L	0.0050	10/15/2012
Cobalt	EPA 200.7	<0.010	mg/L	0.010	10/15/2012
Copper	EPA 200.7	47	mg/L	0.050	10/15/2012
Gallium	EPA 200.7	<0.10	mg/L	0.10	10/15/2012
Iron	EPA 200.7	0.013	mg/L	0.010	10/15/2012
Lithium	EPA 200.7	<0.10	mg/L	0.10	10/15/2012
Magnesium	EPA 200.7	<0.50	mg/L	0.50	10/15/2012
Manganese	EPA 200.7	0.095	mg/L	0.0050	10/15/2012
Molybdenum	EPA 200.7	<0.010	mg/L	0.010	10/15/2012
Nickel	EPA 200.7	<0.010	mg/L	0.010	10/15/2012
Phosphorus	EPA 200.7	0.54	mg/L	0.50	10/15/2012
Potassium	EPA 200.7	0.58	mg/L	0.50	10/15/2012
Scandium	EPA 200.7	<0.10	mg/L	0.10	10/15/2012
Silver	EPA 200.7	<0.0050	mg/L	0.0050	10/15/2012
Sodium	EPA 200.7	<0.50	mg/L	0.50	10/15/2012
Strontium	EPA 200.7	<0.10	mg/L	0.10	10/16/2012
Tin	EPA 200.7	<0.10	mg/L	0.10	10/15/2012
Titanium	EPA 200.7	<0.10	mg/L	0.10	10/15/2012
Vanadium	EPA 200.7	<0.010	mg/L	0.010	10/15/2012
Zinc	EPA 200.7	0.20	mg/L	0.010	10/15/2012
Mercury	EPA 200.8	<0.0002	mg/L	0.0002	10/16/2012
Antimony	EPA 200.8	<0.0025	mg/L	0.0025	10/15/2012
Arsenic	EPA 200.8	<0.0050	mg/L	0.0050	10/15/2012
Lead	EPA 200.8	0.010	mg/L	0.0025	10/16/2012
Selenium	EPA 200.8	<0.0050	mg/L	0.0050	10/15/2012
Thallium	EPA 200.8	<0.0020	mg/L	0.0020	10/16/2012
Uranium	EPA 200.8	<0.0050	mg/L	0.0050	10/16/2012
Anions	Calculation	2.08	meq/L	0.10	
Cations	Calculation	1.74	meq/L	0.10	
Error	Calculation	8.9	%	1.0	

475 East Greg Street Suite #119
Sparks, NV 89431 (775) 355-0202
EPA Lab ID: NV00925 - ELAP No: 2523

1084 Lamoille Hwy
Elko, NV 89801 (775) 777-9933
EPA Lab ID: NV00926

3230 Polaris Ave #4
Las Vegas, NV 89102 (702) 475-8899
EPA Lab ID: NV00932

Customer Sample ID: SRK 0872 Wk:88
WETLAB Sample ID: 1210131-003

Collect Date/Time: 10/4/2012 09:00
Receive Date: 10/4/2012 15:10

PROFILE II

Parameter	Method	Results	Units	Reporting Limit	Date Analyzed
pH	SM 4500-H+ B	6.73	pH Units		10/4/2012
Trace Metals Digestion	EPA 200.2	Complete			10/12/2012
Bicarbonate (HCO3)	SM 2320B	7.1	mg/L	1.0	10/4/2012
Carbonate (CO3)	SM 2320B	<1.0	mg/L	1.0	10/4/2012
Hydroxide (OH)	SM 2320B	<1.0	mg/L	1.0	10/4/2012
Total Alkalinity	SM 2320B	5.8	mg/L as CaCO3	1.0	10/4/2012
Chloride	EPA 300.0	<1.00	mg/L	1.00	10/5/2012
Fluoride	EPA 300.0	0.49	mg/L	0.10	10/5/2012
Sulfate	EPA 300.0	23	mg/L	1.0	10/5/2012
Nitrate Nitrogen	EPA 300.0	<1.0	mg/L	1.0	10/5/2012
Nitrite Nitrogen	EPA 300.0	<0.025	mg/L	0.025	10/5/2012
Total Dissolved Solids (TDS)	SM 2540C	70	mg/L	10	10/9/2012
Aluminum	EPA 200.7	<0.045	mg/L	0.045	10/15/2012
Barium	EPA 200.7	0.037	mg/L	0.010	10/15/2012
Beryllium	EPA 200.7	<0.0010	mg/L	0.0010	10/15/2012
Bismuth	EPA 200.7	<0.10	mg/L	0.10	10/15/2012
Boron	EPA 200.7	<0.10	mg/L	0.10	10/15/2012
Cadmium	EPA 200.7	<0.0010	mg/L	0.0010	10/15/2012
Calcium	EPA 200.7	9.5	mg/L	0.50	10/15/2012
Chromium	EPA 200.7	<0.0050	mg/L	0.0050	10/15/2012
Cobalt	EPA 200.7	<0.010	mg/L	0.010	10/15/2012
Copper	EPA 200.7	<0.050	mg/L	0.050	10/15/2012
Gallium	EPA 200.7	<0.10	mg/L	0.10	10/15/2012
Iron	EPA 200.7	0.024	mg/L	0.010	10/15/2012
Lithium	EPA 200.7	<0.10	mg/L	0.10	10/15/2012
Magnesium	EPA 200.7	0.73	mg/L	0.50	10/15/2012
Manganese	EPA 200.7	<0.0050	mg/L	0.0050	10/15/2012
Molybdenum	EPA 200.7	0.062	mg/L	0.010	10/15/2012
Nickel	EPA 200.7	<0.010	mg/L	0.010	10/15/2012
Phosphorus	EPA 200.7	<0.50	mg/L	0.50	10/15/2012
Potassium	EPA 200.7	<0.50	mg/L	0.50	10/15/2012
Scandium	EPA 200.7	<0.10	mg/L	0.10	10/15/2012
Silver	EPA 200.7	<0.0050	mg/L	0.0050	10/15/2012
Sodium	EPA 200.7	<0.50	mg/L	0.50	10/15/2012
Strontium	EPA 200.7	<0.10	mg/L	0.10	10/16/2012
Tin	EPA 200.7	<0.10	mg/L	0.10	10/15/2012
Titanium	EPA 200.7	<0.10	mg/L	0.10	10/15/2012
Vanadium	EPA 200.7	<0.010	mg/L	0.010	10/15/2012

475 East Greg Street Suite #119
Sparks, NV 89431 (775) 355-0202
EPA Lab ID: NV00925 - ELAP No: 2523

1084 Lamoille Hwy
Elko, NV 89801 (775) 777-9933
EPA Lab ID: NV00926

3230 Polaris Ave #4
Las Vegas, NV 89102 (702) 475-8899
EPA Lab ID: NV00932

Customer Sample ID: SRK 0872 Wk:88
WETLAB Sample ID: 1210131-003

Collect Date/Time: 10/4/2012 09:00
Receive Date: 10/4/2012 15:10

PROFILE II

Parameter	Method	Results	Units	Reporting Limit	Date Analyzed
Zinc	EPA 200.7	<0.010	mg/L	0.010	10/15/2012
Mercury	EPA 200.8	<0.00010	mg/L	0.00010	10/15/2012
Antimony	EPA 200.8	<0.0025	mg/L	0.0025	10/15/2012
Arsenic	EPA 200.8	<0.0050	mg/L	0.0050	10/15/2012
Lead	EPA 200.8	<0.0025	mg/L	0.0025	10/15/2012
Selenium	EPA 200.8	<0.0050	mg/L	0.0050	10/15/2012
Thallium	EPA 200.8	<0.0010	mg/L	0.0010	10/15/2012
Uranium	EPA 200.8	<0.0050	mg/L	0.0050	10/15/2012
Anions	Calculation	0.62	meq/L	0.10	
Cations	Calculation	0.54	meq/L	0.10	
Error	Calculation	7.4	%	1.0	

475 East Greg Street Suite #119
Sparks, NV 89431 (775) 355-0202
EPA Lab ID: NV00925 - ELAP No: 2523

1084 Lamoille Hwy
Elko, NV 89801 (775) 777-9933
EPA Lab ID: NV00926

3230 Polaris Ave #4
Las Vegas, NV 89102 (702) 475-8899
EPA Lab ID: NV00932

Western Environmental Testing Laboratory
QC Report

QCBatchID	QCType	Parameter	Method	Result	Units
QC12100277	Blank 1	Fluoride	EPA 300.0	<0.10	mg/L
QC12100277	Blank 2	Fluoride	EPA 300.0	<0.10	mg/L
QC12100277	Blank 3	Fluoride	EPA 300.0	<0.10	mg/L
QC12100278	Blank 1	Fluoride	EPA 300.0	<0.10	mg/L
QC12100278	Blank 2	Fluoride	EPA 300.0	<0.10	mg/L
QC12100279	Blank 1	Chloride	EPA 300.0	<1.0	mg/L
QC12100279	Blank 2	Chloride	EPA 300.0	<1.0	mg/L
QC12100279	Blank 3	Chloride	EPA 300.0	<1.0	mg/L
QC12100280	Blank 1	Chloride	EPA 300.0	<1.0	mg/L
QC12100280	Blank 2	Chloride	EPA 300.0	<1.0	mg/L
QC12100280	Blank 3	Chloride	EPA 300.0	<1.0	mg/L
QC12100281	Blank 1	Nitrite Nitrogen	EPA 300.0	<0.025	mg/L
QC12100281	Blank 2	Nitrite Nitrogen	EPA 300.0	<0.025	mg/L
QC12100281	Blank 3	Nitrite Nitrogen	EPA 300.0	<0.025	mg/L
QC12100282	Blank 1	Nitrite Nitrogen	EPA 300.0	<0.025	mg/L
QC12100282	Blank 2	Nitrite Nitrogen	EPA 300.0	<0.025	mg/L
QC12100283	Blank 1	Nitrate Nitrogen	EPA 300.0	<1.0	mg/L
QC12100283	Blank 2	Nitrate Nitrogen	EPA 300.0	<1.0	mg/L
QC12100283	Blank 3	Nitrate Nitrogen	EPA 300.0	<1.0	mg/L
QC12100284	Blank 1	Nitrate Nitrogen	EPA 300.0	<1.0	mg/L
QC12100284	Blank 2	Nitrate Nitrogen	EPA 300.0	<1.0	mg/L
QC12100285	Blank 1	Sulfate	EPA 300.0	<1.0	mg/L
QC12100285	Blank 2	Sulfate	EPA 300.0	<1.0	mg/L
QC12100285	Blank 3	Sulfate	EPA 300.0	<1.0	mg/L
QC12100286	Blank 1	Sulfate	EPA 300.0	<1.0	mg/L
QC12100286	Blank 2	Sulfate	EPA 300.0	<1.0	mg/L
QC12100526	Blank 1	Total Dissolved Solids (TDS)	SM 2540C	<10	mg/L
QC12100600	Blank 1	Aluminum, Dissolved	EPA 200.7	<0.045	mg/L
		Barium, Dissolved	EPA 200.7	<0.010	mg/L
		Beryllium, Dissolved	EPA 200.7	<0.0010	mg/L
		Bismuth, Dissolved	EPA 200.7	<0.10	mg/L
		Boron, Dissolved	EPA 200.7	<0.10	mg/L
		Cadmium, Dissolved	EPA 200.7	<0.0010	mg/L
		Calcium, Dissolved	EPA 200.7	<0.50	mg/L
		Chromium, Dissolved	EPA 200.7	<0.0050	mg/L
		Cobalt, Dissolved	EPA 200.7	<0.010	mg/L
		Copper, Dissolved	EPA 200.7	<0.050	mg/L
		Gallium, Dissolved	EPA 200.7	<0.10	mg/L
		Iron, Dissolved	EPA 200.7	<0.010	mg/L
		Lithium, Dissolved	EPA 200.7	<0.10	mg/L
		Magnesium, Dissolved	EPA 200.7	<0.50	mg/L
		Manganese, Dissolved	EPA 200.7	<0.0050	mg/L
		Molybdenum, Dissolved	EPA 200.7	<0.010	mg/L
		Nickel, Dissolved	EPA 200.7	<0.010	mg/L
		Phosphorus, Dissolved	EPA 200.7	<0.50	mg/L
		Potassium, Dissolved	EPA 200.7	<0.50	mg/L
		Scandium, Dissolved	EPA 200.7	<0.10	mg/L

475 East Greg Street Suite #119
Sparks, NV 89431 (775) 355-0202
EPA Lab ID: NV00925 - ELAP No: 2523

1084 Lamoille Hwy
Elko, NV 89801 (775) 777-9933
EPA Lab ID: NV00926

3230 Polaris Ave #4
Las Vegas, NV 89102 (702) 475-8899
EPA Lab ID: NV00932

QCBatchID	QCType	Parameter	Method	Result	Units
		Silver, Dissolved	EPA 200.7	<0.0050	mg/L
		Sodium, Dissolved	EPA 200.7	<0.50	mg/L
		Strontium, Dissolved	EPA 200.7	<0.10	mg/L
		Tin, Dissolved	EPA 200.7	<0.10	mg/L
		Titanium, Dissolved	EPA 200.7	<0.10	mg/L
		Vanadium, Dissolved	EPA 200.7	<0.010	mg/L
		Zinc, Dissolved	EPA 200.7	<0.010	mg/L
QC12100615	Blank 1	Uranium, Dissolved	EPA 200.8	<0.0050	mg/L
		Mercury, Dissolved	EPA 200.8	<0.00010	mg/L
		Antimony, Dissolved	EPA 200.8	<0.0025	mg/L
		Arsenic, Dissolved	EPA 200.8	<0.0050	mg/L
		Lead, Dissolved	EPA 200.8	<0.0025	mg/L
		Selenium, Dissolved	EPA 200.8	<0.0050	mg/L
		Thallium, Dissolved	EPA 200.8	<0.0010	mg/L

QCBatchID	QCType	Parameter	Method	Result	Actual	% Recovery	Units
QC12100238	LCS 1	pH	SM 4500-H+ B	6.99	7.00	100	pH Units
QC12100238	LCS 2	pH	SM 4500-H+ B	7.00	7.00	100	pH Units
QC12100238	LCS 3	pH	SM 4500-H+ B	6.98	7.00	100	pH Units
QC12100277	LCS 1	Fluoride	EPA 300.0	2.01	2.00	100	mg/L
QC12100278	LCS 1	Fluoride	EPA 300.0	2.01	2.00	100	mg/L
QC12100279	LCS 1	Chloride	EPA 300.0	10.5	10.0	105	mg/L
QC12100280	LCS 1	Chloride	EPA 300.0	10.5	10.0	105	mg/L
QC12100281	LCS 1	Nitrite Nitrogen	EPA 300.0	0.522	0.500	104	mg/L
QC12100282	LCS 1	Nitrite Nitrogen	EPA 300.0	0.522	0.500	104	mg/L
QC12100283	LCS 1	Nitrate Nitrogen	EPA 300.0	2.04	2.00	102	mg/L
QC12100284	LCS 1	Nitrate Nitrogen	EPA 300.0	2.04	2.00	102	mg/L
QC12100285	LCS 1	Sulfate	EPA 300.0	24.9	25.0	100	mg/L
QC12100286	LCS 1	Sulfate	EPA 300.0	24.9	25.0	100	mg/L
QC12100489	LCS 1	Alkalinity	SM 2320B	100	100	100	mg/L
QC12100489	LCS 2	Alkalinity	SM 2320B	100	100	100	mg/L
QC12100489	LCS 3	Alkalinity	SM 2320B	99.3	100	99	mg/L
QC12100526	LCS 1	Total Dissolved Solids (TDS)	SM 2540C	164	150	109	mg/L
QC12100600	LCS 1	Aluminum	EPA 200.7	0.995	1.00	100	mg/L
		Barium	EPA 200.7	0.966	1.00	97	mg/L
		Beryllium	EPA 200.7	0.965	1.00	96	mg/L
		Bismuth	EPA 200.7	1.00	1.00	100	mg/L
		Boron	EPA 200.7	0.937	1.00	94	mg/L
		Cadmium	EPA 200.7	0.953	1.00	95	mg/L
		Calcium	EPA 200.7	9.32	10.0	93	mg/L
		Chromium	EPA 200.7	0.961	1.00	96	mg/L
		Cobalt	EPA 200.7	0.961	1.00	96	mg/L
		Copper	EPA 200.7	4.85	5.00	97	mg/L
		Gallium	EPA 200.7	0.980	1.00	98	mg/L
		Iron	EPA 200.7	0.952	1.00	95	mg/L
		Lithium	EPA 200.7	0.954	1.00	95	mg/L
		Magnesium	EPA 200.7	9.21	10.0	92	mg/L
		Manganese	EPA 200.7	0.957	1.00	96	mg/L
		Molybdenum	EPA 200.7	0.976	1.00	98	mg/L
		Nickel	EPA 200.7	4.80	5.00	96	mg/L
		Phosphorus	EPA 200.7	4.85	5.00	97	mg/L
		Potassium	EPA 200.7	9.56	10.0	96	mg/L
		Scandium	EPA 200.7	0.978	1.00	98	mg/L

475 East Greg Street Suite #119
Sparks, NV 89431 (775) 355-0202
EPA Lab ID: NV00925 - ELAP No: 2523

1084 Lamoille Hwy
Elko, NV 89801 (775) 777-9933
EPA Lab ID: NV00926

3230 Polaris Ave #4
Las Vegas, NV 89102 (702) 475-8899
EPA Lab ID: NV00932

QCBatchID	QCType	Parameter	Method	Result	Actual	% Recovery	Units
		Silver	EPA 200.7	0.090	0.090	100	mg/L
		Sodium	EPA 200.7	9.15	10.0	92	mg/L
		Strontium	EPA 200.7	0.869	1.00	87	mg/L
		Tin	EPA 200.7	0.937	1.00	94	mg/L
		Titanium	EPA 200.7	0.963	1.00	96	mg/L
		Vanadium	EPA 200.7	0.972	1.00	97	mg/L
		Zinc	EPA 200.7	0.955	1.00	96	mg/L
QC12100615	LCS 1	Mercury	EPA 200.8	0.000953	0.001	95	mg/L
		Antimony	EPA 200.8	0.0096	0.010	96	mg/L
		Arsenic	EPA 200.8	0.0505	0.050	101	mg/L
		Lead	EPA 200.8	0.0096	0.010	96	mg/L
		Selenium	EPA 200.8	0.0460	0.050	92	mg/L
		Thallium	EPA 200.8	0.0094	0.010	94	mg/L
		Uranium	EPA 200.8	0.0092	0.010	92	mg/L

QCBatchID	QCType	Parameter	Method	Duplicate Sample	Sample Result	Duplicate Result	Units	RPD
QC12100238	Duplicate	pH	SM 4500-H+ B	1210104-001	8.06	8.09	pH Units	<1%
QC12100238	Duplicate	pH	SM 4500-H+ B	1210106-003	7.02	7.07	pH Units	1 %
QC12100238	Duplicate	pH	SM 4500-H+ B	1210099-002	8.04	8.04	pH Units	<1%
QC12100238	Duplicate	pH	SM 4500-H+ B	1210126-004	7.82	7.86	pH Units	1 %
QC12100238	Duplicate	pH	SM 4500-H+ B	1210127-001	9.45	9.47	pH Units	<1%
QC12100238	Duplicate	pH	SM 4500-H+ B	1210140-005	8.07	8.09	pH Units	<1%
QC12100489	Duplicate	Bicarbonate (HCO3)	SM 2320B	1210104-001	273	273	mg/L	<1%
		Carbonate (CO3)	SM 2320B	1210104-001	<1.000	<1.000	mg/L	<1%
		Hydroxide (OH)	SM 2320B	1210104-001	<1.000	<1.000	mg/L	<1%
		Total Alkalinity	SM 2320B	1210104-001	224	224	mg/L as CaCO3	<1%
QC12100489	Duplicate	Bicarbonate (HCO3)	SM 2320B	1210106-003	500	481	mg/L	4 %
		Carbonate (CO3)	SM 2320B	1210106-003	<1.000	<1.000	mg/L	<1%
		Hydroxide (OH)	SM 2320B	1210106-003	<1.000	<1.000	mg/L	<1%
		Total Alkalinity	SM 2320B	1210106-003	410	395	mg/L as CaCO3	4 %
QC12100489	Duplicate	Bicarbonate (HCO3)	SM 2320B	1210099-002	173	173	mg/L	<1%
		Carbonate (CO3)	SM 2320B	1210099-002	<1.000	<1.000	mg/L	<1%
		Hydroxide (OH)	SM 2320B	1210099-002	<1.000	<1.000	mg/L	<1%
		Total Alkalinity	SM 2320B	1210099-002	142	142	mg/L as CaCO3	<1%
QC12100489	Duplicate	Bicarbonate (HCO3)	SM 2320B	1210126-004	70.2	68.3	mg/L	3 %
		Carbonate (CO3)	SM 2320B	1210126-004	<1.000	<1.000	mg/L	<1%
		Hydroxide (OH)	SM 2320B	1210126-004	<1.000	<1.000	mg/L	<1%
		Total Alkalinity	SM 2320B	1210126-004	57.6	56.0	mg/L as CaCO3	3 %
QC12100489	Duplicate	Bicarbonate (HCO3)	SM 2320B	1210127-001	115	112	mg/L	3 %
		Carbonate (CO3)	SM 2320B	1210127-001	63.5	66.0	mg/L	4 %
		Hydroxide (OH)	SM 2320B	1210127-001	<1.000	<1.000	mg/L	<1%
		Total Alkalinity	SM 2320B	1210127-001	200	202	mg/L as CaCO3	1 %
QC12100489	Duplicate	Bicarbonate (HCO3)	SM 2320B	1210140-005	197	195	mg/L	1 %
		Carbonate (CO3)	SM 2320B	1210140-005	<1.000	<1.000	mg/L	<1%
		Hydroxide (OH)	SM 2320B	1210140-005	<1.000	<1.000	mg/L	<1%

475 East Greg Street Suite #119
Sparks, NV 89431 (775) 355-0202
EPA Lab ID: NV00925 - ELAP No: 2523

1084 Lamoille Hwy
Elko, NV 89801 (775) 777-9933
EPA Lab ID: NV00926

3230 Polaris Ave #4
Las Vegas, NV 89102 (702) 475-8899
EPA Lab ID: NV00932

QCBatchID	QCType	Parameter	Method	Duplicate Sample	Sample Result	Duplicate Result	Units	RPD
		Total Alkalinity	SM 2320B	1210140-005	161	160	mg/L as CaCO3	1 %
QC12100526	Duplicate	Total Dissolved Solids (TDS)	SM 2540C	1209561-001	530	539	mg/L	<1%
QC12100526	Duplicate	Total Dissolved Solids (TDS)	SM 2540C	1210171-001	1904	1976	mg/L	4 %

QCBatchID	QCType	Parameter	Method	Spike Sample	Sample Result		MS Result	MSD Result	Spike Value	Units	MS % Rec.	MSD % Rec.	RPD
QC12100277	MS 1	Fluoride	EPA 300.0	1210126-002	0.140		2.45	2.48	2.00	mg/L	115	117	1 %
QC12100277	MS 2	Fluoride	EPA 300.0	1210130-001	0.769		2.65	2.73	2.00	mg/L	94	98	3 %
QC12100278	MS 1	Fluoride	EPA 300.0	1210131-003	0.490		4.25	4.25	4.00	mg/L	94	94	<1%
QC12100278	MS 2	Fluoride	EPA 300.0	1210156-001	<0.500		10.9	11.0	2.00	mg/L	106	107	1 %
QC12100279	MS 1	Chloride	EPA 300.0	1210126-002	1.33		6.82	6.92	5.00	mg/L	110	112	1 %
QC12100279	MS 2	Chloride	EPA 300.0	1210130-001	<1.000		5.50	5.65	5.00	mg/L	108	110	3 %
QC12100280	MS 1	Chloride	EPA 300.0	1210131-003	<1.000		10.6	10.8	10.0	mg/L	106	108	2 %
QC12100280	MS 2	Chloride	EPA 300.0	1210156-001	3.08		30.3	30.4	5.00	mg/L	109	109	<1%
QC12100281	MS 1	Nitrite Nitrogen	EPA 300.0	1210126-002	0.027		0.579	0.588	0.500	mg/L	110	112	2 %
QC12100281	MS 2	Nitrite Nitrogen	EPA 300.0	1210130-001	<0.025		0.547	0.561	0.500	mg/L	108	111	3 %
QC12100282	MS 1	Nitrite Nitrogen	EPA 300.0	1210131-003	<0.025		1.06	1.08	1.00	mg/L	105	107	2 %
QC12100283	MS 1	Nitrate Nitrogen	EPA 300.0	1210126-001	<1.000		2.16	2.21	2.00	mg/L	106	108	2 %
QC12100283	MS 2	Nitrate Nitrogen	EPA 300.0	1210130-001	<1.000		2.16	2.22	2.00	mg/L	106	109	3 %
QC12100284	MS 1	Nitrate Nitrogen	EPA 300.0	1210131-003	<1.000		4.58	4.65	4.00	mg/L	105	107	2 %
QC12100285	MS 1	Sulfate	EPA 300.0	1210126-002	50.5		59.5	59.6	10.0	mg/L	90	91	<1%
QC12100285	MS 2	Sulfate	EPA 300.0	1210130-001	58.2	SC	66.2	66.4	10.0	mg/L	NC	NC	NC
QC12100286	MS 1	Sulfate	EPA 300.0	1210131-003	23.3		40.5	40.5	20.0	mg/L	86	86	<1%
QC12100600	MS 1	Aluminum, Dissolved	EPA 200.7	1210106-006	<0.045		1.05	1.06	1.00	mg/L	104	105	1 %
		Barium, Dissolved	EPA 200.7	1210106-006	0.139		1.08	1.09	1.00	mg/L	94	95	1 %
		Beryllium, Dissolved	EPA 200.7	1210106-006	<0.001		0.972	0.975	1.00	mg/L	97	97	<1%
		Bismuth, Dissolved	EPA 200.7	1210106-006	<0.100		0.951	0.963	1.00	mg/L	98	99	1 %
		Boron, Dissolved	EPA 200.7	1210106-006	0.649		1.63	1.68	1.00	mg/L	98	103	3 %
		Cadmium, Dissolved	EPA 200.7	1210106-006	<0.001		0.933	0.935	1.00	mg/L	93	94	<1%
		Calcium, Dissolved	EPA 200.7	1210106-006	88.1	SC	93.4	98.6	10.0	mg/L	NC	NC	NC
		Chromium, Dissolved	EPA 200.7	1210106-006	<0.005		0.955	0.962	1.00	mg/L	96	96	1 %
		Cobalt, Dissolved	EPA 200.7	1210106-006	<0.010		0.904	0.906	1.00	mg/L	90	90	<1%
		Copper, Dissolved	EPA 200.7	1210106-006	<0.050		4.88	4.86	5.00	mg/L	98	97	<1%
		Gallium, Dissolved	EPA 200.7	1210106-006	<0.100		1.02	1.03	1.00	mg/L	102	103	1 %
		Iron, Dissolved	EPA 200.7	1210106-006	0.123		1.07	1.08	1.00	mg/L	95	96	1 %
		Lithium, Dissolved	EPA 200.7	1210106-006	0.258		1.13	1.15	1.00	mg/L	87	89	2 %
		Magnesium, Dissolved	EPA 200.7	1210106-006	22.6		30.2	31.2	10.0	mg/L	76	86	3 %
		Manganese, Dissolved	EPA 200.7	1210106-006	<0.005		0.936	0.937	1.00	mg/L	95	95	<1%
		Molybdenum, Dissolved	EPA 200.7	1210106-006	<0.010		0.970	0.982	1.00	mg/L	97	98	1 %
		Nickel, Dissolved	EPA 200.7	1210106-006	<0.010		4.50	4.53	5.00	mg/L	90	91	1 %
		Phosphorus, Dissolved	EPA 200.7	1210106-006	<0.500		5.05	5.13	5.00	mg/L	101	102	2 %
		Potassium, Dissolved	EPA 200.7	1210106-006	18.6		26.9	27.6	10.0	mg/L	83	90	3 %
		Scandium, Dissolved	EPA 200.7	1210106-006	<0.100		0.974	0.979	1.00	mg/L	97	98	1 %
		Silver, Dissolved	EPA 200.7	1210106-006	<0.005		0.086	0.087	0.090	mg/L	95	96	1 %
		Sodium, Dissolved	EPA 200.7	1210106-006	58.5	SC	64.4	67.5	10.0	mg/L	NC	NC	NC
		Strontium, Dissolved	EPA 200.7	1210106-006	0.561		1.40	1.45	1.00	mg/L	84	89	4 %
		Tin, Dissolved	EPA 200.7	1210106-006	<0.100		0.904	0.920	1.00	mg/L	95	96	2 %
		Titanium, Dissolved	EPA 200.7	1210106-006	<0.100		0.974	0.975	1.00	mg/L	97	98	<1%
		Vanadium, Dissolved	EPA 200.7	1210106-006	0.022		1.01	1.02	1.00	mg/L	99	100	1 %
		Zinc, Dissolved	EPA 200.7	1210106-006	<0.010		0.907	0.920	1.00	mg/L	91	92	1 %
QC12100615	MS 1	Uranium, Dissolved	EPA 200.8	1210106-006	<0.0050		0.0084	0.0084	0.010	mg/L	84	84	<1%
		Mercury, Dissolved	EPA 200.8	1210106-006	<0.00010	M	0.000736	0.000802	0.001	mg/L	NC	NC	NC

475 East Greg Street Suite #119
Sparks, NV 89431 (775) 355-0202
EPA Lab ID: NV00925 - ELAP No: 2523

1084 Lamoille Hwy
Elko, NV 89801 (775) 777-9933
EPA Lab ID: NV00926

3230 Polaris Ave #4
Las Vegas, NV 89102 (702) 475-8899
EPA Lab ID: NV00932

QCBatchID	QCType	Parameter	Method	Spike Sample	Sample Result		MS Result	MSD Result	Spike Value	Units	MS % Rec.	MSD % Rec.	RPD
		Antimony, Dissolved	EPA 200.8	1210106-006	<0.0025		0.0101	0.0102	0.010	mg/L	84	86	1 %
		Arsenic, Dissolved	EPA 200.8	1210106-006	0.1074		0.1482	0.1493	0.050	mg/L	82	84	1 %
		Lead, Dissolved	EPA 200.8	1210106-006	<0.0025		0.0084	0.0083	0.010	mg/L	84	82	1 %
		Selenium, Dissolved	EPA 200.8	1210106-006	<0.0050	M	0.0284	0.0288	0.050	mg/L	NC	NC	NC
		Thallium, Dissolved	EPA 200.8	1210106-006	<0.0010		0.0084	0.0084	0.010	mg/L	84	84	<1%

475 East Greg Street Suite #119
Sparks, NV 89431 (775) 355-0202
EPA Lab ID: NV00925 - ELAP No: 2523

1084 Lamoille Hwy
Elko, NV 89801 (775) 777-9933
EPA Lab ID: NV00926

3230 Polaris Ave #4
Las Vegas, NV 89102 (702) 475-8899
EPA Lab ID: NV00932

WETLAB
WESTERN ENVIRONMENTAL TESTING LABORATORY
Specializing in Soil, Hazardous Waste and Water Analysis.
475 E. Greg Street #119 | Sparks, Nevada 89431
tel (775) 355-0202 | fax (775) 355-0817 | www.WETLaboratory.com

Lab Number 1210131
Report Due Date: 10/18/12
Page 1 of 1

Client McClelland Laboratories, Inc.
Address 1016 Greg Street
City, State & Zip Sparks, NV 89431
Contact Mike Medina
Phone 775-356-1300 | Collector's Name Robert
Fax 775-356-8917 | Project Name
P.O. Number | Project Number 3438
Email mli@mettest.com

Turnaround Time
Standard ____ 5 Day ____ Other ____

Billing Address (if different than Client Address):
Company ____
Address ____
City, State & Zip ____
Contact ____
Phone ____
Fax ____
Email ____

Additional Information

Fax Results	Y	N	To: Client	Billing
Email Results	Y	N	To: Client	Billing
Compliance Monitoring	Y	N		
Fax Results to State EPA	Y	N		

Sample Type Codes

DW = Drinking Water
WW = Wastewater
SW = Surface Water
MW = Monitoring Well
SD = Solid
SO = Soil
HW = Hazardous Waste
OTHER: ____

Analyses Requested

SAMPLE ID/LOCATION		DATE	TIME	SAMPLE TYPE	NO. OF CONTAINERS	Profile II w/o Wad	Uranium								Spl. No.
604 673	Wk:88	10/04/12	9:00	WW	2	X	X								1
SRK 0854	↓	↓	↓	↓	↓	↓	↓								2
SRK 0872	↓	↓	↓	↓	↓	↓	↓								3

1210 5
131 3

Instructions/Comments/Special Requirements:

SAMPLE RECEIPT	DATE	TIME	Samples Relinquished By	Samples Received By
Temperature 21.6 °C	10/9/12	3:10p	[signature]	[signature]
Custody Seals Intact? Y N None				
Number of Containers 6				

WETLAB'S Standard Terms and Conditions apply unless written agreements specify otherwise. Payment terms are Net 30.

To the maximum extent permitted by law, the Client agrees to limit the liability of WETLAB for the Client's damages to the total compesation received, unless other agreements are made in writing. This limitation shall apply regardless of the cause of action or legal theory pled or asserted.

301.2E

WETLAB
WESTERN ENVIRONMENTAL TESTING LABORATORY
Specializing in Soil, Hazardous Waste and Water Analysis.
475 E. Greg Street #119 | Sparks, Nevada 89431
tel (775) 355-0202 | fax (775) 355-0817 | www.WETLaboratory.com

Lab Number 1210131
Report Due Date: 10/18/12
Page 1 of 1

Client	McClelland Laboratories, Inc.
Address	1016 Greg Street
City, State & Zip	Sparks, NV 89431
Contact	Mike Medina
Phone	775-356-1300
Collector's Name	Robert
Fax	775-356-8917
Project Name	
P.O. Number	
Project Number	3438
Email	mli@mettest.com

Turnaround Time: Standard / Priority / Emergency

Billing Address (if different than Client Address):
Company
Address
City, State & Zip
Contact
Phone
Fax
Email

Additional Information

Fax Results	Y	N	To: Client	Billing
Email Results	Y	N	To: Client	Billing
Compliance Monitoring	Y	N		
Fax Results to State EPA	Y	N		

Sample Type Codes

DW = Drinking Water	SD = Solid
WW = Wastewater	SO = Soil
SW = Surface Water	HW = Hazardous Waste
MW = Monitoring Well	OTHER:

SAMPLE ID / LOCATION		DATE	TIME	SAMPLE TYPE	NO. OF CONTAINERS	Profile II w/o Wad	Uranium	Spl. No.
604 673	Wk:88	10/04/12	9:00	WW	2	X	X	1
SRK 0854	↓	↓	↓	↓	↓	↓	↓	2
SRK 0872	↓	↓	↓	↓	↓	↓	↓	3

1210 5
131 3

Instructions/Comments/Special Requirements:

SAMPLE RECEIPT	DATE	TIME	Sample Relinquished By:	Sample Received By:
Temperature 21.6 °C	10/9/12	3:10		
Custody Seals Intact? Y N (None)				
Number of Containers 6				

WETLAB's Standard Terms and Conditions apply unless written agreement specify otherwise. Payment terms are Net 30.

To the maximum extent permitted by law, the Client agrees to limit the liability of WETLAB for the Client's damages to the total compesation received, unless other agreements are made in writing. This limitation shall apply regardless of the cause of action or legal theory pled or asserted.

9/20/2012

McClelland Laboratory
1016 Greg Street
Sparks, NV 89431
Attn: Gene McClelland

OrderID: *1209076*

Dear: Gene McClelland

This is to transmit the attached analytical report. The analytical data and information contained therein was generated using specified or selected methods contained in references, such as Standard Methods for the Examination of Water and Wastewater, 18th & 19th editions, Methods for Determination of Organic Compounds in Drinking Water, EPA-600/4-79-020, and Test Methods for Evaluation of Solid Waste, Physical/Chemical Methods (SW846) Third Edition.

The samples were received by WETLAB-Western Environmental Testing Laboratory in good condition on 9/6/2012. Additional comments are located on page 2 of this report.

If you should have any questions or comments regarding this report, please do not hesitate to call.

Sincerely,

Andy Smith
QA Manager

SPARKS
475 E. Greg Street, Suite 119
Sparks, Nevada 89431
tel (775) 355-0202
fax (775) 355-0817

ELKO
1084 Lamoille Hwy.
Elko, Nevada 89801
tel (775) 777-9933
fax (775) 777-9933

LAS VEGAS
3230 Polaris Ave., Suite 4
Las Vegas, Nevada 89102
tel (702) 475-8899
fax (702) 776-6152

Western Environmental Testing Laboratory
Report Comments

McClelland Laboratory - 1209076

General Comments

None

Specific Comments

The matrix spike/matrix spike duplicate (MS/MSD) values for the analysis of Sulfate on sample 1209076-004 were outside laboratory acceptance criteria; however, the relative percent difference (RPD) value was acceptable, indicating probable matrix interference. The reported result should be considered an estimate.

Data Qualifier Legend

B -- Blank contamination; Analyte detected above the method reporting limit in an associated blank

HT -- Sample held beyond the accepted holding time

J -- The reported value is between the laboratory method detection limit and the laboratory practical quantitation limit

M -- Reported value is estimated; The sample matrix interfered with the analysis

N -- There was insufficient sample available to perform a spike and/or duplicate on this analytical batch.

NC -- Not calculated due to matrix interference

Q -- Reported value is estimated; The value failed to meet QC criteria for either precision or accuracy

S -- Surrogate recovery was outside of laboratory acceptance limits due to matrix interference. The associated blank and LCS surrogate recovery was within acceptance limits.

SC -- Spike recovery not calculated. Sample concentration >4X the spike amount; therefore, the spike could not be adequately recovered.

475 East Greg Street Suite #119
Sparks, NV 89431 (775) 355-0202
EPA Lab ID: NV00925 - ELAP No: 2523

1084 Lamoille Hwy
Elko, NV 89801 (775) 777-9933
EPA Lab ID: NV00926

3230 Polaris Ave #4
Las Vegas, NV 89102 (702) 475-8899
EPA Lab ID: NV00932

Western Environmental Testing Laboratory
Analytical Report

McClelland Laboratory
1016 Greg Street
Sparks, NV 89431
Attn: Gene McClelland
Phone: (775) 356-1300 **Fax:** (775) 356-8917
PO\Project: *3483*

Date Printed: 9/20/2012
OrderID: *1209076*

Customer Sample ID: 604 673 Wk:84
WETLAB Sample ID: 1209076-001

Collect Date/Time: 9/6/2012 09:00
Receive Date: 9/6/2012 14:50

PROFILE II

Parameter	Method	Results	Units	Reporting Limit	Date Analyzed
pH	SM 4500-H+ B	5.17	pH Units		9/6/2012
Trace Metals Digestion	EPA 200.2	Complete			9/10/2012
Bicarbonate (HCO3)	SM 2320B	<1.0	mg/L	1.0	9/6/2012
Carbonate (CO3)	SM 2320B	<1.0	mg/L	1.0	9/6/2012
Hydroxide (OH)	SM 2320B	<1.0	mg/L	1.0	9/6/2012
Total Alkalinity	SM 2320B	<1.0	mg/L as CaCO3	1.0	9/6/2012
Chloride	EPA 300.0	<1.00	mg/L	1.00	9/7/2012
Fluoride	EPA 300.0	0.40	mg/L	0.10	9/7/2012
Sulfate	EPA 300.0	28	mg/L	1.0	9/7/2012
Nitrate Nitrogen	EPA 300.0	<1.0	mg/L	1.0	9/7/2012
Nitrite Nitrogen	EPA 300.0	<0.025	mg/L	0.025	9/7/2012
Total Dissolved Solids (TDS)	SM 2540C	51	mg/L	10	9/11/2012
Aluminum	EPA 200.7	0.16	mg/L	0.045	9/13/2012
Barium	EPA 200.7	0.070	mg/L	0.010	9/13/2012
Beryllium	EPA 200.7	<0.0010	mg/L	0.0010	9/13/2012
Bismuth	EPA 200.7	<0.10	mg/L	0.10	9/13/2012
Boron	EPA 200.7	<0.10	mg/L	0.10	9/13/2012
Cadmium	EPA 200.7	0.0012	mg/L	0.0010	9/13/2012
Calcium	EPA 200.7	7.3	mg/L	0.50	9/13/2012
Chromium	EPA 200.7	<0.0050	mg/L	0.0050	9/13/2012
Cobalt	EPA 200.7	<0.010	mg/L	0.010	9/13/2012
Copper	EPA 200.7	1.2	mg/L	0.050	9/13/2012
Gallium	EPA 200.7	<0.10	mg/L	0.10	9/13/2012
Iron	EPA 200.7	0.017	mg/L	0.010	9/13/2012
Lithium	EPA 200.7	<0.10	mg/L	0.10	9/13/2012
Magnesium	EPA 200.7	1.0	mg/L	0.50	9/13/2012
Manganese	EPA 200.7	0.048	mg/L	0.0050	9/13/2012

475 East Greg Street Suite #119
Sparks, NV 89431 (775) 355-0202
EPA Lab ID: NV00925 - ELAP No: 2523

1084 Lamoille Hwy
Elko, NV 89801 (775) 777-9933
EPA Lab ID: NV00926

3230 Polaris Ave #4
Las Vegas, NV 89102 (702) 475-8899
EPA Lab ID: NV00932

Customer Sample ID: 604 673 Wk:84
WETLAB Sample ID: 1209076-001

Collect Date/Time: 9/6/2012 09:00
Receive Date: 9/6/2012 14:50

PROFILE II

Parameter	Method	Results	Units	Reporting Limit	Date Analyzed
Molybdenum	EPA 200.7	<0.010	mg/L	0.010	9/13/2012
Nickel	EPA 200.7	<0.010	mg/L	0.010	9/13/2012
Phosphorus	EPA 200.7	<0.50	mg/L	0.50	9/13/2012
Potassium	EPA 200.7	0.68	mg/L	0.50	9/13/2012
Scandium	EPA 200.7	<0.10	mg/L	0.10	9/13/2012
Silver	EPA 200.7	<0.0050	mg/L	0.0050	9/13/2012
Sodium	EPA 200.7	<0.50	mg/L	0.50	9/13/2012
Strontium	EPA 200.7	<0.10	mg/L	0.10	9/13/2012
Tin	EPA 200.7	<0.10	mg/L	0.10	9/13/2012
Titanium	EPA 200.7	<0.10	mg/L	0.10	9/13/2012
Vanadium	EPA 200.7	<0.010	mg/L	0.010	9/13/2012
Zinc	EPA 200.7	0.050	mg/L	0.010	9/13/2012
Mercury	EPA 200.8	<0.00010	mg/L	0.00010	9/12/2012
Antimony	EPA 200.8	<0.0025	mg/L	0.0025	9/12/2012
Arsenic	EPA 200.8	<0.0050	mg/L	0.0050	9/12/2012
Lead	EPA 200.8	0.0027	mg/L	0.0025	9/12/2012
Selenium	EPA 200.8	<0.0050	mg/L	0.0050	9/12/2012
Thallium	EPA 200.8	<0.0010	mg/L	0.0010	9/12/2012
Uranium	EPA 200.8	0.014	mg/L	0.0050	9/12/2012
Anions	Calculation	0.60	meq/L	0.10	
Cations	Calculation	0.52	meq/L	0.10	
Error	Calculation	7.1	%	1.0	

Customer Sample ID: 604 767 Wk:84
WETLAB Sample ID: 1209076-002

Collect Date/Time: 9/6/2012 09:00
Receive Date: 9/6/2012 14:50

PROFILE II

Parameter	Method	Results	Units	Reporting Limit	Date Analyzed
pH	SM 4500-H+ B	7.25	pH Units		9/6/2012
Trace Metals Digestion	EPA 200.2	Complete			9/10/2012
Bicarbonate (HCO3)	SM 2320B	39	mg/L	1.0	9/6/2012
Carbonate (CO3)	SM 2320B	<1.0	mg/L	1.0	9/6/2012
Hydroxide (OH)	SM 2320B	<1.0	mg/L	1.0	9/6/2012
Total Alkalinity	SM 2320B	32	mg/L as CaCO3	1.0	9/6/2012
Chloride	EPA 300.0	<1.00	mg/L	1.00	9/7/2012
Fluoride	EPA 300.0	1.8	mg/L	0.10	9/7/2012
Sulfate	EPA 300.0	24	mg/L	1.0	9/7/2012
Nitrate Nitrogen	EPA 300.0	<1.0	mg/L	1.0	9/7/2012
Nitrite Nitrogen	EPA 300.0	<0.025	mg/L	0.025	9/7/2012

475 East Greg Street Suite #119
Sparks, NV 89431 (775) 355-0202
EPA Lab ID: NV00925 - ELAP No: 2523

1084 Lamoille Hwy
Elko, NV 89801 (775) 777-9933
EPA Lab ID: NV00926

3230 Polaris Ave #4
Las Vegas, NV 89102 (702) 475-8899
EPA Lab ID: NV00932

Customer Sample ID: 604 767 Wk:84
WETLAB Sample ID: 1209076-002

Collect Date/Time: 9/6/2012 09:00
Receive Date: 9/6/2012 14:50

PROFILE II

Parameter	Method	Results	Units	Reporting Limit	Date Analyzed
Total Dissolved Solids (TDS)	SM 2540C	73	mg/L	10	9/11/2012
Aluminum	EPA 200.7	<0.045	mg/L	0.045	9/13/2012
Barium	EPA 200.7	0.028	mg/L	0.010	9/13/2012
Beryllium	EPA 200.7	<0.0010	mg/L	0.0010	9/13/2012
Bismuth	EPA 200.7	<0.10	mg/L	0.10	9/13/2012
Boron	EPA 200.7	<0.10	mg/L	0.10	9/13/2012
Cadmium	EPA 200.7	<0.0010	mg/L	0.0010	9/13/2012
Calcium	EPA 200.7	14	mg/L	0.50	9/13/2012
Chromium	EPA 200.7	<0.0050	mg/L	0.0050	9/13/2012
Cobalt	EPA 200.7	<0.010	mg/L	0.010	9/13/2012
Copper	EPA 200.7	<0.050	mg/L	0.050	9/13/2012
Gallium	EPA 200.7	<0.10	mg/L	0.10	9/13/2012
Iron	EPA 200.7	<0.010	mg/L	0.010	9/13/2012
Lithium	EPA 200.7	<0.10	mg/L	0.10	9/13/2012
Magnesium	EPA 200.7	4.3	mg/L	0.50	9/13/2012
Manganese	EPA 200.7	0.11	mg/L	0.0050	9/13/2012
Molybdenum	EPA 200.7	<0.010	mg/L	0.010	9/13/2012
Nickel	EPA 200.7	<0.010	mg/L	0.010	9/13/2012
Phosphorus	EPA 200.7	<0.50	mg/L	0.50	9/13/2012
Potassium	EPA 200.7	<0.50	mg/L	0.50	9/13/2012
Scandium	EPA 200.7	<0.10	mg/L	0.10	9/13/2012
Silver	EPA 200.7	<0.0050	mg/L	0.0050	9/13/2012
Sodium	EPA 200.7	<0.50	mg/L	0.50	9/13/2012
Strontium	EPA 200.7	0.11	mg/L	0.10	9/13/2012
Tin	EPA 200.7	<0.10	mg/L	0.10	9/13/2012
Titanium	EPA 200.7	<0.10	mg/L	0.10	9/13/2012
Vanadium	EPA 200.7	<0.010	mg/L	0.010	9/13/2012
Zinc	EPA 200.7	<0.010	mg/L	0.010	9/13/2012
Mercury	EPA 200.8	<0.00010	mg/L	0.00010	9/12/2012
Antimony	EPA 200.8	<0.0025	mg/L	0.0025	9/12/2012
Arsenic	EPA 200.8	<0.0050	mg/L	0.0050	9/12/2012
Lead	EPA 200.8	<0.0025	mg/L	0.0025	9/12/2012
Selenium	EPA 200.8	<0.0050	mg/L	0.0050	9/12/2012
Thallium	EPA 200.8	<0.0010	mg/L	0.0010	9/12/2012
Uranium	EPA 200.8	<0.0050	mg/L	0.0050	9/12/2012
Anions	Calculation	1.23	meq/L	0.10	
Cations	Calculation	1.06	meq/L	0.10	
Error	Calculation	7.7	%	1.0	

475 East Greg Street Suite #119
Sparks, NV 89431 (775) 355-0202
EPA Lab ID: NV00925 - ELAP No: 2523

1084 Lamoille Hwy
Elko, NV 89801 (775) 777-9933
EPA Lab ID: NV00926

3230 Polaris Ave #4
Las Vegas, NV 89102 (702) 475-8899
EPA Lab ID: NV00932

Customer Sample ID: SRK 0854 Wk:84
WETLAB Sample ID: 1209076-003

Collect Date/Time: 9/6/2012 09:00
Receive Date: 9/6/2012 14:50

PROFILE II

Parameter	Method	Results	Units	Reporting Limit	Date Analyzed
pH	SM 4500-H+ B	4.85	pH Units		9/6/2012
Trace Metals Digestion	EPA 200.2	Complete			9/10/2012
Bicarbonate (HCO3)	SM 2320B	<1.0	mg/L	1.0	9/6/2012
Carbonate (CO3)	SM 2320B	<1.0	mg/L	1.0	9/6/2012
Hydroxide (OH)	SM 2320B	<1.0	mg/L	1.0	9/6/2012
Total Alkalinity	SM 2320B	<1.0	mg/L as CaCO3	1.0	9/6/2012
Chloride	EPA 300.0	<1.00	mg/L	1.00	9/7/2012
Fluoride	EPA 300.0	0.34	mg/L	0.10	9/7/2012
Sulfate	EPA 300.0	99	mg/L	1.0	9/7/2012
Nitrate Nitrogen	EPA 300.0	<1.0	mg/L	1.0	9/7/2012
Nitrite Nitrogen	EPA 300.0	<0.025	mg/L	0.025	9/7/2012
Total Dissolved Solids (TDS)	SM 2540C	140	mg/L	10	9/11/2012
Aluminum	EPA 200.7	0.079	mg/L	0.045	9/13/2012
Barium	EPA 200.7	0.032	mg/L	0.010	9/13/2012
Beryllium	EPA 200.7	<0.0010	mg/L	0.0010	9/13/2012
Bismuth	EPA 200.7	<0.10	mg/L	0.10	9/13/2012
Boron	EPA 200.7	<0.10	mg/L	0.10	9/13/2012
Cadmium	EPA 200.7	0.0021	mg/L	0.0010	9/13/2012
Calcium	EPA 200.7	4.8	mg/L	0.50	9/13/2012
Chromium	EPA 200.7	<0.0050	mg/L	0.0050	9/13/2012
Cobalt	EPA 200.7	<0.010	mg/L	0.010	9/13/2012
Copper	EPA 200.7	48	mg/L	0.050	9/13/2012
Gallium	EPA 200.7	<0.10	mg/L	0.10	9/13/2012
Iron	EPA 200.7	<0.010	mg/L	0.010	9/13/2012
Lithium	EPA 200.7	<0.10	mg/L	0.10	9/13/2012
Magnesium	EPA 200.7	<0.50	mg/L	0.50	9/13/2012
Manganese	EPA 200.7	0.090	mg/L	0.0050	9/13/2012
Molybdenum	EPA 200.7	<0.010	mg/L	0.010	9/13/2012
Nickel	EPA 200.7	<0.010	mg/L	0.010	9/13/2012
Phosphorus	EPA 200.7	<0.50	mg/L	0.50	9/13/2012
Potassium	EPA 200.7	<0.50	mg/L	0.50	9/13/2012
Scandium	EPA 200.7	<0.10	mg/L	0.10	9/13/2012
Silver	EPA 200.7	<0.0050	mg/L	0.0050	9/13/2012
Sodium	EPA 200.7	0.58	mg/L	0.50	9/13/2012
Strontium	EPA 200.7	<0.10	mg/L	0.10	9/13/2012
Tin	EPA 200.7	<0.10	mg/L	0.10	9/13/2012
Titanium	EPA 200.7	<0.10	mg/L	0.10	9/13/2012
Vanadium	EPA 200.7	<0.010	mg/L	0.010	9/13/2012

475 East Greg Street Suite #119
Sparks, NV 89431 (775) 355-0202
EPA Lab ID: NV00925 - ELAP No: 2523

1084 Lamoille Hwy
Elko, NV 89801 (775) 777-9933
EPA Lab ID: NV00926

3230 Polaris Ave #4
Las Vegas, NV 89102 (702) 475-8899
EPA Lab ID: NV00932

Customer Sample ID: SRK 0854 Wk:84
WETLAB Sample ID: 1209076-003
Collect Date/Time: 9/6/2012 09:00
Receive Date: 9/6/2012 14:50

PROFILE II

Parameter	Method	Results	Units	Reporting Limit	Date Analyzed
Zinc	EPA 200.7	0.19	mg/L	0.010	9/13/2012
Mercury	EPA 200.8	<0.00010	mg/L	0.00010	9/12/2012
Antimony	EPA 200.8	<0.0025	mg/L	0.0025	9/12/2012
Arsenic	EPA 200.8	<0.0050	mg/L	0.0050	9/12/2012
Lead	EPA 200.8	0.0075	mg/L	0.0025	9/12/2012
Selenium	EPA 200.8	<0.0050	mg/L	0.0050	9/12/2012
Thallium	EPA 200.8	<0.0010	mg/L	0.0010	9/12/2012
Uranium	EPA 200.8	<0.0050	mg/L	0.0050	9/12/2012
Anions	Calculation	2.08	meq/L	0.10	
Cations	Calculation	1.79	meq/L	0.10	
Error	Calculation	7.4	%	1.0	

Customer Sample ID: SRK 0872 Wk:84
WETLAB Sample ID: 1209076-004
Collect Date/Time: 9/6/2012 09:00
Receive Date: 9/6/2012 14:50

PROFILE II

Parameter	Method	Results	Units	Reporting Limit	Date Analyzed
pH	SM 4500-H+ B	6.61	pH Units		9/6/2012
Trace Metals Digestion	EPA 200.2	Complete			9/10/2012
Bicarbonate (HCO3)	SM 2320B	7.3	mg/L	1.0	9/6/2012
Carbonate (CO3)	SM 2320B	<1.0	mg/L	1.0	9/6/2012
Hydroxide (OH)	SM 2320B	<1.0	mg/L	1.0	9/6/2012
Total Alkalinity	SM 2320B	6.0	mg/L as CaCO3	1.0	9/6/2012
Chloride	EPA 300.0	<1.00	mg/L	1.00	9/7/2012
Fluoride	EPA 300.0	0.52	mg/L	0.10	9/7/2012
Sulfate	EPA 300.0	28 M	mg/L	1.0	9/7/2012
Nitrate Nitrogen	EPA 300.0	<1.0	mg/L	1.0	9/7/2012
Nitrite Nitrogen	EPA 300.0	<0.025	mg/L	0.025	9/7/2012
Total Dissolved Solids (TDS)	SM 2540C	64	mg/L	10	9/11/2012
Aluminum	EPA 200.7	<0.045	mg/L	0.045	9/13/2012
Barium	EPA 200.7	0.018	mg/L	0.010	9/13/2012
Beryllium	EPA 200.7	<0.0010	mg/L	0.0010	9/13/2012
Bismuth	EPA 200.7	<0.10	mg/L	0.10	9/13/2012
Boron	EPA 200.7	<0.10	mg/L	0.10	9/13/2012
Cadmium	EPA 200.7	<0.0010	mg/L	0.0010	9/13/2012
Calcium	EPA 200.7	10	mg/L	0.50	9/13/2012
Chromium	EPA 200.7	<0.0050	mg/L	0.0050	9/13/2012
Cobalt	EPA 200.7	<0.010	mg/L	0.010	9/13/2012
Copper	EPA 200.7	<0.050	mg/L	0.050	9/13/2012

475 East Greg Street Suite #119
Sparks, NV 89431 (775) 355-0202
EPA Lab ID: NV00925 - ELAP No: 2523

1084 Lamoille Hwy
Elko, NV 89801 (775) 777-9933
EPA Lab ID: NV00926

3230 Polaris Ave #4
Las Vegas, NV 89102 (702) 475-8899
EPA Lab ID: NV00932

Customer Sample ID: SRK 0872 Wk:84
WETLAB Sample ID: 1209076-004

Collect Date/Time: 9/6/2012 09:00
Receive Date: 9/6/2012 14:50

PROFILE II

Parameter	Method	Results	Units	Reporting Limit	Date Analyzed
Gallium	EPA 200.7	<0.10	mg/L	0.10	9/13/2012
Iron	EPA 200.7	0.017	mg/L	0.010	9/13/2012
Lithium	EPA 200.7	<0.10	mg/L	0.10	9/13/2012
Magnesium	EPA 200.7	0.76	mg/L	0.50	9/13/2012
Manganese	EPA 200.7	<0.0050	mg/L	0.0050	9/13/2012
Molybdenum	EPA 200.7	0.065	mg/L	0.010	9/13/2012
Nickel	EPA 200.7	<0.010	mg/L	0.010	9/13/2012
Phosphorus	EPA 200.7	<0.50	mg/L	0.50	9/13/2012
Potassium	EPA 200.7	<0.50	mg/L	0.50	9/13/2012
Scandium	EPA 200.7	<0.10	mg/L	0.10	9/13/2012
Silver	EPA 200.7	<0.0050	mg/L	0.0050	9/13/2012
Sodium	EPA 200.7	<0.50	mg/L	0.50	9/13/2012
Strontium	EPA 200.7	<0.10	mg/L	0.10	9/13/2012
Tin	EPA 200.7	<0.10	mg/L	0.10	9/13/2012
Titanium	EPA 200.7	<0.10	mg/L	0.10	9/13/2012
Vanadium	EPA 200.7	<0.010	mg/L	0.010	9/13/2012
Zinc	EPA 200.7	<0.010	mg/L	0.010	9/13/2012
Mercury	EPA 200.8	<0.00010	mg/L	0.00010	9/12/2012
Antimony	EPA 200.8	<0.0025	mg/L	0.0025	9/12/2012
Arsenic	EPA 200.8	<0.0050	mg/L	0.0050	9/12/2012
Lead	EPA 200.8	<0.0025	mg/L	0.0025	9/12/2012
Selenium	EPA 200.8	<0.0050	mg/L	0.0050	9/12/2012
Thallium	EPA 200.8	<0.0010	mg/L	0.0010	9/12/2012
Uranium	EPA 200.8	<0.0050	mg/L	0.0050	9/12/2012
Anions	Calculation	0.73	meq/L	0.10	
Cations	Calculation	0.56	meq/L	0.10	
Error	Calculation	13	%	1.0	

475 East Greg Street Suite #119
Sparks, NV 89431 (775) 355-0202
EPA Lab ID: NV00925 - ELAP No: 2523

1084 Lamoille Hwy
Elko, NV 89801 (775) 777-9933
EPA Lab ID: NV00926

3230 Polaris Ave #4
Las Vegas, NV 89102 (702) 475-8899
EPA Lab ID: NV00932

Western Environmental Testing Laboratory
QC Report

QCBatchID	QCType	Parameter	Method	Result	Units
QC12090186	Blank 1	Fluoride	EPA 300.0	<0.10	mg/L
QC12090186	Blank 2	Fluoride	EPA 300.0	<0.10	mg/L
QC12090186	Blank 3	Fluoride	EPA 300.0	<0.10	mg/L
QC12090187	Blank 1	Chloride	EPA 300.0	<1.0	mg/L
QC12090187	Blank 2	Chloride	EPA 300.0	<1.0	mg/L
QC12090187	Blank 3	Chloride	EPA 300.0	<1.0	mg/L
QC12090189	Blank 1	Nitrite Nitrogen	EPA 300.0	<0.025	mg/L
QC12090189	Blank 2	Nitrite Nitrogen	EPA 300.0	<0.025	mg/L
QC12090189	Blank 3	Nitrite Nitrogen	EPA 300.0	<0.025	mg/L
QC12090190	Blank 1	Nitrate Nitrogen	EPA 300.0	<1.0	mg/L
QC12090190	Blank 2	Nitrate Nitrogen	EPA 300.0	<1.0	mg/L
QC12090190	Blank 3	Nitrate Nitrogen	EPA 300.0	<1.0	mg/L
QC12090191	Blank 1	Sulfate	EPA 300.0	<1.0	mg/L
QC12090191	Blank 2	Sulfate	EPA 300.0	<1.0	mg/L
QC12090191	Blank 3	Sulfate	EPA 300.0	<1.0	mg/L
QC12090317	Blank 1	Mercury	EPA 200.8	<0.00010	mg/L
		Antimony	EPA 200.8	<0.0025	mg/L
		Arsenic	EPA 200.8	<0.0050	mg/L
		Lead	EPA 200.8	<0.0025	mg/L
		Selenium	EPA 200.8	<0.0050	mg/L
		Thallium	EPA 200.8	<0.0010	mg/L
		Uranium	EPA 200.8	<0.0050	mg/L
QC12090343	Blank 1	Total Dissolved Solids (TDS)	SM 2540C	<10	mg/L
QC12090343	Blank 2	Total Dissolved Solids (TDS)	SM 2540C	<10	mg/L
QC12090358	Blank 1	Aluminum	EPA 200.7	<0.045	mg/L
		Barium	EPA 200.7	<0.010	mg/L
		Beryllium	EPA 200.7	<0.0010	mg/L
		Bismuth	EPA 200.7	<0.10	mg/L
		Boron	EPA 200.7	<0.10	mg/L
		Cadmium	EPA 200.7	<0.0010	mg/L
		Calcium	EPA 200.7	<0.50	mg/L
		Chromium	EPA 200.7	<0.0050	mg/L
		Cobalt	EPA 200.7	<0.010	mg/L
		Copper	EPA 200.7	<0.050	mg/L
		Gallium	EPA 200.7	<0.10	mg/L
		Iron	EPA 200.7	<0.010	mg/L
		Lithium	EPA 200.7	<0.10	mg/L
		Magnesium	EPA 200.7	<0.50	mg/L
		Manganese	EPA 200.7	<0.0050	mg/L
		Molybdenum	EPA 200.7	<0.010	mg/L
		Nickel	EPA 200.7	<0.010	mg/L
		Phosphorus	EPA 200.7	<0.50	mg/L
		Potassium	EPA 200.7	<0.50	mg/L
		Scandium	EPA 200.7	<0.10	mg/L
		Silver	EPA 200.7	<0.0050	mg/L
		Sodium	EPA 200.7	<0.50	mg/L
		Strontium	EPA 200.7	<0.10	mg/L

475 East Greg Street Suite #119
Sparks, NV 89431 (775) 355-0202
EPA Lab ID: NV00925 - ELAP No: 2523

1084 Lamoille Hwy
Elko, NV 89801 (775) 777-9933
EPA Lab ID: NV00926

3230 Polaris Ave #4
Las Vegas, NV 89102 (702) 475-8899
EPA Lab ID: NV00932

QCBatchID	QCType	Parameter	Method	Result	Units
		Tin	EPA 200.7	<0.10	mg/L
		Titanium	EPA 200.7	<0.10	mg/L
		Vanadium	EPA 200.7	<0.010	mg/L
		Zinc	EPA 200.7	<0.010	mg/L

QCBatchID	QCType	Parameter	Method	Result	Actual	% Recovery	Units
QC12090152	LCS 1	pH	SM 4500-H+ B	7.01	7.00	100	pH Units
QC12090152	LCS 2	pH	SM 4500-H+ B	7.01	7.00	100	pH Units
QC12090152	LCS 3	pH	SM 4500-H+ B	7.02	7.00	100	pH Units
QC12090162	LCS 1	Alkalinity	SM 2320B	99.8	100	100	mg/L
QC12090162	LCS 2	Alkalinity	SM 2320B	99.8	100	100	mg/L
QC12090162	LCS 3	Alkalinity	SM 2320B	99.9	100	100	mg/L
QC12090162	LCS 4	Alkalinity	SM 2320B	100	100	100	mg/L
QC12090186	LCS 1	Fluoride	EPA 300.0	2.10	2.00	105	mg/L
QC12090187	LCS 1	Chloride	EPA 300.0	10.2	10.0	102	mg/L
QC12090189	LCS 1	Nitrite Nitrogen	EPA 300.0	0.481	0.500	96	mg/L
QC12090190	LCS 1	Nitrate Nitrogen	EPA 300.0	1.96	2.00	98	mg/L
QC12090191	LCS 1	Sulfate	EPA 300.0	24.8	25.0	99	mg/L
QC12090317	LCS 1	Mercury	EPA 200.8	0.001111	0.001	111	mg/L
		Antimony	EPA 200.8	0.0103	0.010	103	mg/L
		Arsenic	EPA 200.8	0.0517	0.050	103	mg/L
		Lead	EPA 200.8	0.0105	0.010	105	mg/L
		Selenium	EPA 200.8	0.0449	0.050	90	mg/L
		Thallium	EPA 200.8	0.0106	0.010	106	mg/L
		Uranium	EPA 200.8	0.0100	0.010	100	mg/L
QC12090343	LCS 1	Total Dissolved Solids (TDS)	SM 2540C	147	150	98	mg/L
QC12090343	LCS 2	Total Dissolved Solids (TDS)	SM 2540C	153	150	102	mg/L
QC12090358	LCS 1	Aluminum	EPA 200.7	0.924	1.00	92	mg/L
		Barium	EPA 200.7	0.924	1.00	92	mg/L
		Beryllium	EPA 200.7	0.949	1.00	95	mg/L
		Bismuth	EPA 200.7	0.944	1.00	94	mg/L
		Boron	EPA 200.7	0.891	1.00	89	mg/L
		Cadmium	EPA 200.7	0.926	1.00	93	mg/L
		Calcium	EPA 200.7	9.32	10.0	93	mg/L
		Chromium	EPA 200.7	0.930	1.00	93	mg/L
		Cobalt	EPA 200.7	0.934	1.00	93	mg/L
		Copper	EPA 200.7	4.53	5.00	91	mg/L
		Gallium	EPA 200.7	0.945	1.00	94	mg/L
		Iron	EPA 200.7	0.923	1.00	92	mg/L
		Lithium	EPA 200.7	0.930	1.00	93	mg/L
		Magnesium	EPA 200.7	9.29	10.0	93	mg/L
		Manganese	EPA 200.7	0.920	1.00	92	mg/L
		Molybdenum	EPA 200.7	0.940	1.00	94	mg/L
		Nickel	EPA 200.7	4.62	5.00	92	mg/L
		Phosphorus	EPA 200.7	4.77	5.00	95	mg/L
		Potassium	EPA 200.7	9.80	10.0	98	mg/L
		Scandium	EPA 200.7	0.929	1.00	93	mg/L
		Silver	EPA 200.7	0.085	0.090	94	mg/L
		Sodium	EPA 200.7	9.61	10.0	96	mg/L
		Strontium	EPA 200.7	0.932	1.00	93	mg/L
		Tin	EPA 200.7	0.941	1.00	94	mg/L
		Titanium	EPA 200.7	0.916	1.00	92	mg/L
		Vanadium	EPA 200.7	0.916	1.00	92	mg/L

475 East Greg Street Suite #119
Sparks, NV 89431 (775) 355-0202
EPA Lab ID: NV00925 - ELAP No: 2523

1084 Lamoille Hwy
Elko, NV 89801 (775) 777-9933
EPA Lab ID: NV00926

3230 Polaris Ave #4
Las Vegas, NV 89102 (702) 475-8899
EPA Lab ID: NV00932

QCBatchID	QCType	Parameter	Method	Result	Actual	% Recovery	Units
		Zinc	EPA 200.7	0.961	1.00	96	mg/L

QCBatchID	QCType	Parameter	Method	Duplicate Sample	Sample Result	Duplicate Result	Units	RPD
QC12090152	Duplicate	pH	SM 4500-H+ B	1209065-001	6.54	6.56	pH Units	<1%
QC12090152	Duplicate	pH	SM 4500-H+ B	1209065-002	6.84	6.86	pH Units	<1%
QC12090152	Duplicate	pH	SM 4500-H+ B	1209076-001	5.17	5.15	pH Units	<1%
QC12090152	Duplicate	pH	SM 4500-H+ B	1209079-001	6.90	6.86	pH Units	1 %
QC12090152	Duplicate	pH	SM 4500-H+ B	1209079-003	7.62	7.64	pH Units	<1%
QC12090152	Duplicate	pH	SM 4500-H+ B	1209092-001	7.82	7.86	pH Units	1 %
QC12090162	Duplicate	Bicarbonate (HCO3)	SM 2320B	1209065-001	1114	1114	mg/L	<1%
		Carbonate (CO3)	SM 2320B	1209065-001	<1.000	<1.000	mg/L	<1%
		Hydroxide (OH)	SM 2320B	1209065-001	<1.000	<1.000	mg/L	<1%
		Total Alkalinity	SM 2320B	1209065-001	914	913	mg/L as CaCO3	<1%
QC12090162	Duplicate	Bicarbonate (HCO3)	SM 2320B	1209065-002	980	978	mg/L	<1%
		Carbonate (CO3)	SM 2320B	1209065-002	<1.000	<1.000	mg/L	<1%
		Hydroxide (OH)	SM 2320B	1209065-002	<1.000	<1.000	mg/L	<1%
		Total Alkalinity	SM 2320B	1209065-002	804	802	mg/L as CaCO3	<1%
QC12090162	Duplicate	Bicarbonate (HCO3)	SM 2320B	1209076-001	<1.000	<1.000	mg/L	15 %
		Carbonate (CO3)	SM 2320B	1209076-001	<1.000	<1.000	mg/L	<1%
		Hydroxide (OH)	SM 2320B	1209076-001	<1.000	<1.000	mg/L	<1%
		Total Alkalinity	SM 2320B	1209076-001	<1.000	<1.000	mg/L as CaCO3	18 %
QC12090162	Duplicate	Bicarbonate (HCO3)	SM 2320B	1209079-001	125	123	mg/L	2 %
		Carbonate (CO3)	SM 2320B	1209079-001	<1.000	<1.000	mg/L	<1%
		Hydroxide (OH)	SM 2320B	1209079-001	<1.000	<1.000	mg/L	<1%
		Total Alkalinity	SM 2320B	1209079-001	102	101	mg/L as CaCO3	2 %
QC12090162	Duplicate	Bicarbonate (HCO3)	SM 2320B	1209079-003	127	127	mg/L	<1%
		Carbonate (CO3)	SM 2320B	1209079-003	<1.000	<1.000	mg/L	<1%
		Hydroxide (OH)	SM 2320B	1209079-003	<1.000	<1.000	mg/L	<1%
		Total Alkalinity	SM 2320B	1209079-003	104	104	mg/L as CaCO3	<1%
QC12090162	Duplicate	Bicarbonate (HCO3)	SM 2320B	1209092-001	87.7	85.9	mg/L	2 %
		Carbonate (CO3)	SM 2320B	1209092-001	<1.000	<1.000	mg/L	<1%
		Hydroxide (OH)	SM 2320B	1209092-001	<1.000	<1.000	mg/L	<1%
		Total Alkalinity	SM 2320B	1209092-001	71.9	70.4	mg/L as CaCO3	2 %
QC12090343	Duplicate	Total Dissolved Solids (TDS)	SM 2540C	1209076-001	51.0	49.0	mg/L	4 %
QC12090343	Duplicate	Total Dissolved Solids (TDS)	SM 2540C	1209078-007	12.0	<10.00	mg/L	29 %
QC12090343	Duplicate	Total Dissolved Solids (TDS)	SM 2540C	1209123-002	386	382	mg/L	1 %
QC12090343	Duplicate	Total Dissolved Solids (TDS)	SM 2540C	1209124-006	431	441	mg/L	2 %

QCBatchID	QCType	Parameter	Method	Spike Sample	Sample Result	MS Result	MSD Result	Spike Value	Units	MS % Rec.	MSD % Rec.	RPD
QC12090186	MS 1	Fluoride	EPA 300.0	1209076-004	0.518	2.55	2.50	2.00	mg/L	102	99	2 %
QC12090186	MS 2	Fluoride	EPA 300.0	1209092-002	0.348	2.26	2.32	2.00	mg/L	96	99	3 %
QC12090187	MS 1	Chloride	EPA 300.0	1209076-004	<1.000	5.23	5.36	5.00	mg/L	103	106	2 %
QC12090187	MS 2	Chloride	EPA 300.0	1209078-012	<1.000	5.27	5.37	5.00	mg/L	104	106	2 %

475 East Greg Street Suite #119
Sparks, NV 89431 (775) 355-0202
EPA Lab ID: NV00925 - ELAP No: 2523

1084 Lamoille Hwy
Elko, NV 89801 (775) 777-9933
EPA Lab ID: NV00926

3230 Polaris Ave #4
Las Vegas, NV 89102 (702) 475-8899
EPA Lab ID: NV00932

QCBatchID	QCType	Parameter	Method	Spike Sample	Sample Result		MS Result	MSD Result	Spike Value	Units	MS % Rec.	MSD % Rec.	RPD
QC12090189	MS 1	Nitrite Nitrogen	EPA 300.0	1209076-004	<0.025		0.511	0.542	0.500	mg/L	100	107	6 %
QC12090189	MS 2	Nitrite Nitrogen	EPA 300.0	1209092-002	0.042		0.565	0.585	0.500	mg/L	104	108	3 %
QC12090190	MS 1	Nitrate Nitrogen	EPA 300.0	1209076-004	<1.000		2.25	2.32	2.00	mg/L	103	107	3 %
QC12090190	MS 2	Nitrate Nitrogen	EPA 300.0	1209092-002	<1.000		2.35	2.41	2.00	mg/L	105	107	3 %
QC12090191	MS 1	Sulfate	EPA 300.0	1209076-004	27.8	M	34.1	33.8	10.0	mg/L	NC	NC	NC
QC12090191	MS 2	Sulfate	EPA 300.0	1209078-012	11.8	M	15.8	15.0	10.0	mg/L	NC	NC	NC
QC12090317	MS 1	Mercury	EPA 200.8	1209092-002	0.000249		0.001383	0.001345	0.001	mg/L	113	110	3 %
		Antimony	EPA 200.8	1209092-002	0.0901		0.1028	0.0998	0.010	mg/L	127	96	3 %
		Arsenic	EPA 200.8	1209092-002	0.0385		0.0903	0.0907	0.050	mg/L	104	104	<1%
		Lead	EPA 200.8	1209092-002	<0.0025		0.0099	0.0098	0.010	mg/L	99	98	1 %
		Selenium	EPA 200.8	1209092-002	0.0246		0.0675	0.0666	0.050	mg/L	86	84	1 %
		Thallium	EPA 200.8	1209092-002	<0.0010		0.0102	0.0101	0.010	mg/L	102	101	1 %
		Uranium	EPA 200.8	1209092-002	<0.0050		0.0116	0.0113	0.010	mg/L	101	99	3 %
QC12090358	MS 1	Aluminum	EPA 200.7	1209092-002	<0.045		0.976	1.00	1.00	mg/L	96	98	2 %
		Barium	EPA 200.7	1209092-002	0.099		1.02	1.04	1.00	mg/L	92	94	2 %
		Beryllium	EPA 200.7	1209092-002	<0.001		0.939	0.954	1.00	mg/L	94	95	2 %
		Bismuth	EPA 200.7	1209092-002	<0.100		0.944	0.966	1.00	mg/L	93	96	2 %
		Boron	EPA 200.7	1209092-002	<0.100		0.925	0.940	1.00	mg/L	90	92	2 %
		Cadmium	EPA 200.7	1209092-002	<0.001		0.933	0.944	1.00	mg/L	93	94	1 %
		Calcium	EPA 200.7	1209092-002	9.15		18.5	19.0	10.0	mg/L	94	98	3 %
		Chromium	EPA 200.7	1209092-002	<0.005		0.916	0.929	1.00	mg/L	92	93	1 %
		Cobalt	EPA 200.7	1209092-002	<0.010		0.938	0.948	1.00	mg/L	93	94	1 %
		Copper	EPA 200.7	1209092-002	<0.050		4.60	4.66	5.00	mg/L	92	93	1 %
		Gallium	EPA 200.7	1209092-002	<0.100		0.954	0.976	1.00	mg/L	96	98	2 %
		Iron	EPA 200.7	1209092-002	0.120		1.04	1.06	1.00	mg/L	92	94	2 %
		Lithium	EPA 200.7	1209092-002	<0.100		0.976	0.999	1.00	mg/L	96	98	2 %
		Magnesium	EPA 200.7	1209092-002	3.97		13.1	13.4	10.0	mg/L	91	94	2 %
		Manganese	EPA 200.7	1209092-002	<0.005		0.930	0.939	1.00	mg/L	93	93	1 %
		Molybdenum	EPA 200.7	1209092-002	0.040		0.972	0.979	1.00	mg/L	93	94	1 %
		Nickel	EPA 200.7	1209092-002	<0.010		4.65	4.71	5.00	mg/L	93	94	1 %
		Phosphorus	EPA 200.7	1209092-002	<0.500		4.85	4.92	5.00	mg/L	95	97	1 %
		Potassium	EPA 200.7	1209092-002	3.77		14.3	14.8	10.0	mg/L	105	110	3 %
		Scandium	EPA 200.7	1209092-002	<0.100		0.926	0.940	1.00	mg/L	93	94	2 %
		Silver	EPA 200.7	1209092-002	<0.005		0.083	0.085	0.090	mg/L	92	93	2 %
		Sodium	EPA 200.7	1209092-002	32.0	M	37.7	38.7	10.0	mg/L	NC	NC	NC
		Strontium	EPA 200.7	1209092-002	0.149		1.06	1.08	1.00	mg/L	91	93	2 %
		Tin	EPA 200.7	1209092-002	<0.100		0.944	0.958	1.00	mg/L	95	96	1 %
		Titanium	EPA 200.7	1209092-002	<0.100		0.925	0.928	1.00	mg/L	93	93	<1%
		Vanadium	EPA 200.7	1209092-002	<0.010		0.930	0.944	1.00	mg/L	92	94	1 %
		Zinc	EPA 200.7	1209092-002	<0.010		0.976	0.986	1.00	mg/L	97	98	1 %

475 East Greg Street Suite #119
Sparks, NV 89431 (775) 355-0202
EPA Lab ID: NV00925 - ELAP No: 2523

1084 Lamoille Hwy
Elko, NV 89801 (775) 777-9933
EPA Lab ID: NV00926

3230 Polaris Ave #4
Las Vegas, NV 89102 (702) 475-8899
EPA Lab ID: NV00932

WETLAB
WESTERN ENVIRONMENTAL TESTING LABORATORY
Specializing in Soil, Hazardous Waste and Water Analysis.
475 E. Greg Street #119 | Sparks, Nevada 89431
tel (775) 355-0202 | fax (775) 355-0817 | www.WETLaboratory.com

Lab Number 1209076
Report Due Date: 9/20/12
Page 1 of 1

Client: McClelland Laboratories, Inc.
Address: 1016 Greg Street
City, State & Zip: Sparks, NV 89431
Contact: Gene McClelland
Phone: 775-356-1300 | Collector's Name: Robert
Fax: 775-356-8917 | Project Name:
P.O. Number: | Project Number: 3438
Email: mli@mettest.com

Turnaround Time: Standard | 10-Day | Other

Billing Address (if different than Client Address):
Company:
Address:
City, State & Zip:
Contact:
Phone:
Fax:
Email:

Additional Information

Fax Results	Y	N	To: Client	Billing
Email Results	Y	N	To: Client	Billing
Compliance Monitoring	Y	N		
Fax Results to State EPA	Y	N		

Sample Type Codes:
DW = Drinking Water; WW = Wastewater; SW = Surface Water; MW = Monitoring Well; SD = Solid; SO = Soil; HW = Hazardous Waste; OTHER:

SAMPLE ID/LOCATION	QTY	DATE	TIME	SAMPLE TYPE	NO. OF CONTAINERS	Profile II w/o Wad	Uranium	Spl. No.
604 673	Wk:84	09/06/12	9:00	WW	2	X	X	1
604 767								2
SRK 0854								3
SRK 0872								4

1209 1
076 1

Instructions/Comments/Special Requirements:

SAMPLE RECEIPT	DATE	TIME	Samples Relinquished By	Samples Received By
Temperature 19.8°C	9/6/12	2:50p		
Custody Seals Intact? Y N (None)				
Number of Containers 8				

WETLAB'S Standard Terms and Conditions apply unless written agreements specify otherwise. Payment terms are Net 30.

To the maximum extent permitted by law, the Client agrees to limit the liability of WETLAB for the Client's damages to the total compensation received, unless other agreements are made in writing. This limitation shall apply regardless of the cause of action or legal theory pled or asserted.

301.2E

8/27/2012

McClelland Laboratory
1016 Greg Street
Sparks, NV 89431
Attn: Gene McClelland

OrderID: *1208181*

Dear: Gene McClelland

This is to transmit the attached analytical report. The analytical data and information contained therein was generated using specified or selected methods contained in references, such as Standard Methods for the Examination of Water and Wastewater, 18th & 19th editions, Methods for Determination of Organic Compounds in Drinking Water, EPA-600/4-79-020, and Test Methods for Evaluation of Solid Waste, Physical/Chemical Methods (SW846) Third Edition.

The samples were received by WETLAB-Western Environmental Testing Laboratory in good condition on 8/9/2012. Additional comments are located on page 2 of this report.

If you should have any questions or comments regarding this report, please do not hesitate to call.

Sincerely,

Andy Smith
QA Manager

SPARKS
475 E. Greg Street, Suite 119
Sparks, Nevada 89431
tel (775) 355-0202
fax (775) 355-0817

ELKO
1084 Lamoille Hwy.
Elko, Nevada 89801
tel (775) 777-9933
fax (775) 777-9933

LAS VEGAS
3230 Polaris Ave., Suite 4
Las Vegas, Nevada 89102
tel (702) 475-8899
fax (702) 776-6152

Western Environmental Testing Laboratory
Report Comments

McClelland Laboratory - 1208181

General Comments

None

Specific Comments

The matrix spike/matrix spike duplicate (MS/MSD) values for the analysis of Sulfate on sample 1208181-004 were outside laboratory acceptance criteria; however, the relative percent difference (RPD) value was acceptable, indicating probable matrix interference. The reported result should be considered an estimate.

The cation/anion balance for sample 1208181-003 was outside WETLAB acceptance criteria; however, reanalysis confirmed the original results.

Due to the sample matrix it was necessary to analyze the following at a dilution:
1208181-001 Arsenic, Selenium
1208181-003 Iron
The reporting limits have been adjusted accordingly.

Data Qualifier Legend

B	-- Blank contamination; Analyte detected above the method reporting limit in an associated blank
HT	-- Sample held beyond the accepted holding time
J	-- The reported value is between the laboratory method detection limit and the laboratory practical quantitation limit
M	-- Reported value is estimated; The sample matrix interfered with the analysis
N	-- There was insufficient sample available to perform a spike and/or duplicate on this analytical batch.
NC	-- Not calculated due to matrix interference
Q	-- Reported value is estimated; The value failed to meet QC criteria for either precision or accuracy
S	-- Surrogate recovery was outside of laboratory acceptance limits due to matrix interference. The associated blank and LCS surrogate recovery was within acceptance limits.
SC	-- Spike recovery not calculated. Sample concentration >4X the spike amount; therefore, the spike could not be adequately recovered.

475 East Greg Street Suite #119
Sparks, NV 89431 (775) 355-0202
EPA Lab ID: NV00925 - ELAP No: 2523

1084 Lamoille Hwy
Elko, NV 89801 (775) 777-9933
EPA Lab ID: NV00926

3230 Polaris Ave #4
Las Vegas, NV 89102 (702) 475-8899
EPA Lab ID: NV00932

Western Environmental Testing Laboratory
Analytical Report

McClelland Laboratory
1016 Greg Street
Sparks, NV 89431
Attn: Gene McClelland
Phone: (775) 356-1300 **Fax:** (775) 356-8917
PO\Project: *3438 WK:80*

Date Printed: 8/27/2012
OrderID: *1208181*

Customer Sample ID: 604 673 WK:80
WETLAB Sample ID: 1208181-001

Collect Date/Time: 8/9/2012 09:00
Receive Date: 8/9/2012 15:25

PROFILE II

Parameter	Method	Results	Units	Reporting Limit	Date Analyzed
pH	SM 4500-H+ B	4.92	pH Units		8/10/2012
Bicarbonate (HCO3)	SM 2320B	<1.0	mg/L	1.0	8/10/2012
Carbonate (CO3)	SM 2320B	<1.0	mg/L	1.0	8/10/2012
Hydroxide (OH)	SM 2320B	<1.0	mg/L	1.0	8/10/2012
Total Alkalinity	SM 2320B	<1.0	mg/L as CaCO3	1.0	8/10/2012
Chloride	EPA 300.0	<1.00	mg/L	1.00	8/10/2012
Fluoride	EPA 300.0	0.54	mg/L	0.10	8/10/2012
Sulfate	EPA 300.0	28	mg/L	1.0	8/10/2012
Nitrate Nitrogen	EPA 300.0	<1.0	mg/L	1.0	8/10/2012
Nitrite Nitrogen	EPA 300.0	<0.025	mg/L	0.025	8/10/2012
Total Dissolved Solids (TDS)	SM 2540C	58	mg/L	10	8/14/2012
Aluminum	EPA 200.7	0.14	mg/L	0.045	8/20/2012
Barium	EPA 200.7	0.059	mg/L	0.010	8/20/2012
Beryllium	EPA 200.7	<0.0010	mg/L	0.0010	8/20/2012
Bismuth	EPA 200.7	<0.10	mg/L	0.10	8/20/2012
Boron	EPA 200.7	<0.10	mg/L	0.10	8/20/2012
Cadmium	EPA 200.7	<0.0010	mg/L	0.0010	8/20/2012
Calcium	EPA 200.7	6.3	mg/L	0.50	8/20/2012
Chromium	EPA 200.7	<0.0050	mg/L	0.0050	8/20/2012
Cobalt	EPA 200.7	<0.010	mg/L	0.010	8/20/2012
Copper	EPA 200.7	0.93	mg/L	0.050	8/20/2012
Gallium	EPA 200.7	<0.10	mg/L	0.10	8/20/2012
Iron	EPA 200.7	0.018	mg/L	0.010	8/20/2012
Lithium	EPA 200.7	<0.10	mg/L	0.10	8/20/2012
Magnesium	EPA 200.7	0.90	mg/L	0.50	8/20/2012
Manganese	EPA 200.7	0.037	mg/L	0.0050	8/20/2012
Molybdenum	EPA 200.7	<0.010	mg/L	0.010	8/20/2012

Customer Sample ID: 604 673 WK:80 **Collect Date/Time:** 8/9/2012 09:00
WETLAB Sample ID: 1208181-001 **Receive Date:** 8/9/2012 15:25

PROFILE II

Parameter	Method	Results	Units	Reporting Limit	Date Analyzed
Nickel	EPA 200.7	<0.010	mg/L	0.010	8/20/2012
Phosphorus	EPA 200.7	<0.50	mg/L	0.50	8/20/2012
Potassium	EPA 200.7	0.86	mg/L	0.50	8/20/2012
Scandium	EPA 200.7	<0.10	mg/L	0.10	8/20/2012
Silver	EPA 200.7	<0.0050	mg/L	0.0050	8/20/2012
Sodium	EPA 200.7	0.53	mg/L	0.50	8/20/2012
Strontium	EPA 200.7	<0.10	mg/L	0.10	8/20/2012
Tin	EPA 200.7	<0.10	mg/L	0.10	8/20/2012
Titanium	EPA 200.7	<0.10	mg/L	0.10	8/20/2012
Vanadium	EPA 200.7	<0.010	mg/L	0.010	8/20/2012
Zinc	EPA 200.7	0.040	mg/L	0.010	8/20/2012
Mercury	EPA 200.8	<0.00010	mg/L	0.00010	8/17/2012
Antimony	EPA 200.8	<0.0025	mg/L	0.0025	8/17/2012
Arsenic	EPA 200.8	<0.040	mg/L	0.040	8/22/2012
Lead	EPA 200.8	<0.0025	mg/L	0.0025	8/17/2012
Selenium	EPA 200.8	<0.040	mg/L	0.040	8/22/2012
Thallium	EPA 200.8	<0.0010	mg/L	0.0010	8/17/2012
Uranium	EPA 200.8	0.0096	mg/L	0.0050	8/17/2012
Anions	Calculation	0.61	meq/L	0.10	
Cations	Calculation	0.48	meq/L	0.10	
Error	Calculation	12	%	1.0	

Customer Sample ID: 604 767 WK:80 **Collect Date/Time:** 8/9/2012 09:00
WETLAB Sample ID: 1208181-002 **Receive Date:** 8/9/2012 15:25

PROFILE II

Parameter	Method	Results	Units	Reporting Limit	Date Analyzed
pH	SM 4500-H+ B	7.54	pH Units		8/10/2012
Bicarbonate (HCO3)	SM 2320B	42	mg/L	1.0	8/10/2012
Carbonate (CO3)	SM 2320B	<1.0	mg/L	1.0	8/10/2012
Hydroxide (OH)	SM 2320B	<1.0	mg/L	1.0	8/10/2012
Total Alkalinity	SM 2320B	34	mg/L as CaCO3	1.0	8/10/2012
Chloride	EPA 300.0	<1.00	mg/L	1.00	8/10/2012
Fluoride	EPA 300.0	1.9	mg/L	0.10	8/10/2012
Sulfate	EPA 300.0	21	mg/L	1.0	8/10/2012
Nitrate Nitrogen	EPA 300.0	<1.0	mg/L	1.0	8/10/2012
Nitrite Nitrogen	EPA 300.0	<0.025	mg/L	0.025	8/10/2012
Total Dissolved Solids (TDS)	SM 2540C	72	mg/L	10	8/14/2012
Aluminum	EPA 200.7	<0.045	mg/L	0.045	8/20/2012

475 East Greg Street Suite #119
Sparks, NV 89431 (775) 355-0202
EPA Lab ID: NV00925 - ELAP No: 2523

1084 Lamoille Hwy
Elko, NV 89801 (775) 777-9933
EPA Lab ID: NV00926

3230 Polaris Ave #4
Las Vegas, NV 89102 (702) 475-8899
EPA Lab ID: NV00932

Customer Sample ID: 604 767 WK:80
WETLAB Sample ID: 1208181-002

Collect Date/Time: 8/9/2012 09:00
Receive Date: 8/9/2012 15:25

PROFILE II

Parameter	Method	Results	Units	Reporting Limit	Date Analyzed
Barium	EPA 200.7	0.030	mg/L	0.010	8/20/2012
Beryllium	EPA 200.7	<0.0010	mg/L	0.0010	8/20/2012
Bismuth	EPA 200.7	<0.10	mg/L	0.10	8/20/2012
Boron	EPA 200.7	<0.10	mg/L	0.10	8/20/2012
Cadmium	EPA 200.7	<0.0010	mg/L	0.0010	8/20/2012
Calcium	EPA 200.7	15	mg/L	0.50	8/20/2012
Chromium	EPA 200.7	<0.0050	mg/L	0.0050	8/20/2012
Cobalt	EPA 200.7	<0.010	mg/L	0.010	8/20/2012
Copper	EPA 200.7	<0.050	mg/L	0.050	8/20/2012
Gallium	EPA 200.7	<0.10	mg/L	0.10	8/20/2012
Iron	EPA 200.7	<0.010	mg/L	0.010	8/20/2012
Lithium	EPA 200.7	<0.10	mg/L	0.10	8/20/2012
Magnesium	EPA 200.7	4.6	mg/L	0.50	8/20/2012
Manganese	EPA 200.7	0.13	mg/L	0.0050	8/20/2012
Molybdenum	EPA 200.7	<0.010	mg/L	0.010	8/20/2012
Nickel	EPA 200.7	<0.010	mg/L	0.010	8/20/2012
Phosphorus	EPA 200.7	<0.50	mg/L	0.50	8/20/2012
Potassium	EPA 200.7	<0.50	mg/L	0.50	8/20/2012
Scandium	EPA 200.7	<0.10	mg/L	0.10	8/20/2012
Silver	EPA 200.7	<0.0050	mg/L	0.0050	8/20/2012
Sodium	EPA 200.7	<0.50	mg/L	0.50	8/20/2012
Strontium	EPA 200.7	0.12	mg/L	0.10	8/20/2012
Tin	EPA 200.7	<0.10	mg/L	0.10	8/20/2012
Titanium	EPA 200.7	<0.10	mg/L	0.10	8/20/2012
Vanadium	EPA 200.7	<0.010	mg/L	0.010	8/20/2012
Zinc	EPA 200.7	<0.010	mg/L	0.010	8/20/2012
Mercury	EPA 200.8	<0.00010	mg/L	0.00010	8/17/2012
Antimony	EPA 200.8	<0.0025	mg/L	0.0025	8/17/2012
Arsenic	EPA 200.8	<0.0050	mg/L	0.0050	8/17/2012
Lead	EPA 200.8	<0.0025	mg/L	0.0025	8/17/2012
Selenium	EPA 200.8	<0.0050	mg/L	0.0050	8/17/2012
Thallium	EPA 200.8	<0.0010	mg/L	0.0010	8/17/2012
Uranium	EPA 200.8	<0.0050	mg/L	0.0050	8/17/2012
Anions	Calculation	1.23	meq/L	0.10	
Cations	Calculation	1.13	meq/L	0.10	
Error	Calculation	4.0	%	1.0	

475 East Greg Street Suite #119
Sparks, NV 89431 (775) 355-0202
EPA Lab ID: NV00925 - ELAP No: 2523

1084 Lamoille Hwy
Elko, NV 89801 (775) 777-9933
EPA Lab ID: NV00926

3230 Polaris Ave #4
Las Vegas, NV 89102 (702) 475-8899
EPA Lab ID: NV00932

Customer Sample ID: SRK 0854 WK:80 **Collect Date/Time:** 8/9/2012 09:00

WETLAB Sample ID: 1208181-003 **Receive Date:** 8/9/2012 15:25

PROFILE II

Parameter	Method	Results	Units	Reporting Limit	Date Analyzed
pH	SM 4500-H+ B	4.74	pH Units		8/10/2012
Bicarbonate (HCO3)	SM 2320B	<1.0	mg/L	1.0	8/10/2012
Carbonate (CO3)	SM 2320B	<1.0	mg/L	1.0	8/10/2012
Hydroxide (OH)	SM 2320B	<1.0	mg/L	1.0	8/10/2012
Total Alkalinity	SM 2320B	<1.0	mg/L as CaCO3	1.0	8/10/2012
Chloride	EPA 300.0	<1.00	mg/L	1.00	8/10/2012
Fluoride	EPA 300.0	0.32	mg/L	0.10	8/10/2012
Sulfate	EPA 300.0	71	mg/L	1.0	8/10/2012
Nitrate Nitrogen	EPA 300.0	<1.0	mg/L	1.0	8/10/2012
Nitrite Nitrogen	EPA 300.0	<0.025	mg/L	0.025	8/10/2012
Total Dissolved Solids (TDS)	SM 2540C	91	mg/L	10	8/14/2012
Aluminum	EPA 200.7	0.064	mg/L	0.045	8/20/2012
Barium	EPA 200.7	0.025	mg/L	0.010	8/20/2012
Beryllium	EPA 200.7	<0.0010	mg/L	0.0010	8/20/2012
Bismuth	EPA 200.7	<0.10	mg/L	0.10	8/20/2012
Boron	EPA 200.7	<0.10	mg/L	0.10	8/20/2012
Cadmium	EPA 200.7	<0.0010	mg/L	0.0010	8/20/2012
Calcium	EPA 200.7	3.5	mg/L	0.50	8/20/2012
Chromium	EPA 200.7	<0.0050	mg/L	0.0050	8/20/2012
Cobalt	EPA 200.7	<0.010	mg/L	0.010	8/20/2012
Copper	EPA 200.7	29	mg/L	0.050	8/20/2012
Gallium	EPA 200.7	<0.10	mg/L	0.10	8/20/2012
Iron	EPA 200.7	<0.050	mg/L	0.050	8/21/2012
Lithium	EPA 200.7	<0.10	mg/L	0.10	8/20/2012
Magnesium	EPA 200.7	<0.50	mg/L	0.50	8/20/2012
Manganese	EPA 200.7	0.057	mg/L	0.0050	8/20/2012
Molybdenum	EPA 200.7	<0.010	mg/L	0.010	8/20/2012
Nickel	EPA 200.7	<0.010	mg/L	0.010	8/20/2012
Phosphorus	EPA 200.7	<0.50	mg/L	0.50	8/20/2012
Potassium	EPA 200.7	<0.50	mg/L	0.50	8/20/2012
Scandium	EPA 200.7	<0.10	mg/L	0.10	8/20/2012
Silver	EPA 200.7	<0.0050	mg/L	0.0050	8/20/2012
Sodium	EPA 200.7	<0.50	mg/L	0.50	8/20/2012
Strontium	EPA 200.7	<0.10	mg/L	0.10	8/20/2012
Tin	EPA 200.7	<0.10	mg/L	0.10	8/20/2012
Titanium	EPA 200.7	<0.10	mg/L	0.10	8/20/2012
Vanadium	EPA 200.7	<0.010	mg/L	0.010	8/20/2012
Zinc	EPA 200.7	0.12	mg/L	0.010	8/20/2012

475 East Greg Street Suite #119
Sparks, NV 89431 (775) 355-0202
EPA Lab ID: NV00925 - ELAP No: 2523

1084 Lamoille Hwy
Elko, NV 89801 (775) 777-9933
EPA Lab ID: NV00926

3230 Polaris Ave #4
Las Vegas, NV 89102 (702) 475-8899
EPA Lab ID: NV00932

Customer Sample ID: SRK 0854 WK:80 **Collect Date/Time:** 8/9/2012 09:00
WETLAB Sample ID: 1208181-003 **Receive Date:** 8/9/2012 15:25

PROFILE II

Parameter	Method	Results	Units	Reporting Limit	Date Analyzed
Mercury	EPA 200.8	<0.00010	mg/L	0.00010	8/17/2012
Antimony	EPA 200.8	<0.0025	mg/L	0.0025	8/17/2012
Arsenic	EPA 200.8	<0.0050	mg/L	0.0050	8/17/2012
Lead	EPA 200.8	0.0059	mg/L	0.0025	8/17/2012
Selenium	EPA 200.8	<0.0050	mg/L	0.0050	8/17/2012
Thallium	EPA 200.8	<0.0010	mg/L	0.0010	8/17/2012
Uranium	EPA 200.8	<0.0050	mg/L	0.0050	8/17/2012
Anions	Calculation	1.50	meq/L	0.10	
Cations	Calculation	1.10	meq/L	0.10	
Error	Calculation	15	%	1.0	

Customer Sample ID: SRK 0872 WK:80 **Collect Date/Time:** 8/9/2012 09:00
WETLAB Sample ID: 1208181-004 **Receive Date:** 8/9/2012 15:25

PROFILE II

Parameter	Method	Results	Units	Reporting Limit	Date Analyzed
pH	SM 4500-H+ B	6.99	pH Units		8/10/2012
Bicarbonate (HCO3)	SM 2320B	8.6	mg/L	1.0	8/10/2012
Carbonate (CO3)	SM 2320B	<1.0	mg/L	1.0	8/10/2012
Hydroxide (OH)	SM 2320B	<1.0	mg/L	1.0	8/10/2012
Total Alkalinity	SM 2320B	7.0	mg/L as CaCO3	1.0	8/10/2012
Chloride	EPA 300.0	<1.00	mg/L	1.00	8/10/2012
Fluoride	EPA 300.0	0.54	mg/L	0.10	8/10/2012
Sulfate	EPA 300.0	26 M	mg/L	1.0	8/10/2012
Nitrate Nitrogen	EPA 300.0	<1.0	mg/L	1.0	8/10/2012
Nitrite Nitrogen	EPA 300.0	<0.025	mg/L	0.025	8/10/2012
Total Dissolved Solids (TDS)	SM 2540C	64	mg/L	10	8/14/2012
Aluminum	EPA 200.7	<0.045	mg/L	0.045	8/20/2012
Barium	EPA 200.7	0.018	mg/L	0.010	8/20/2012
Beryllium	EPA 200.7	<0.0010	mg/L	0.0010	8/20/2012
Bismuth	EPA 200.7	<0.10	mg/L	0.10	8/20/2012
Boron	EPA 200.7	<0.10	mg/L	0.10	8/20/2012
Cadmium	EPA 200.7	<0.0010	mg/L	0.0010	8/20/2012
Calcium	EPA 200.7	9.8	mg/L	0.50	8/20/2012
Chromium	EPA 200.7	<0.0050	mg/L	0.0050	8/20/2012
Cobalt	EPA 200.7	<0.010	mg/L	0.010	8/20/2012
Copper	EPA 200.7	<0.050	mg/L	0.050	8/20/2012
Gallium	EPA 200.7	<0.10	mg/L	0.10	8/20/2012
Iron	EPA 200.7	0.022	mg/L	0.010	8/20/2012

475 East Greg Street Suite #119
Sparks, NV 89431 (775) 355-0202
EPA Lab ID: NV00925 - ELAP No: 2523

1084 Lamoille Hwy
Elko, NV 89801 (775) 777-9933
EPA Lab ID: NV00926

3230 Polaris Ave #4
Las Vegas, NV 89102 (702) 475-8899
EPA Lab ID: NV00932

Customer Sample ID: SRK 0872 WK:80
WETLAB Sample ID: 1208181-004

Collect Date/Time: 8/9/2012 09:00
Receive Date: 8/9/2012 15:25

PROFILE II

Parameter	Method	Results	Units	Reporting Limit	Date Analyzed
Lithium	EPA 200.7	<0.10	mg/L	0.10	8/20/2012
Magnesium	EPA 200.7	0.70	mg/L	0.50	8/20/2012
Manganese	EPA 200.7	<0.0050	mg/L	0.0050	8/20/2012
Molybdenum	EPA 200.7	0.075	mg/L	0.010	8/20/2012
Nickel	EPA 200.7	<0.010	mg/L	0.010	8/20/2012
Phosphorus	EPA 200.7	<0.50	mg/L	0.50	8/20/2012
Potassium	EPA 200.7	<0.50	mg/L	0.50	8/20/2012
Scandium	EPA 200.7	<0.10	mg/L	0.10	8/20/2012
Silver	EPA 200.7	<0.0050	mg/L	0.0050	8/20/2012
Sodium	EPA 200.7	<0.50	mg/L	0.50	8/20/2012
Strontium	EPA 200.7	<0.10	mg/L	0.10	8/20/2012
Tin	EPA 200.7	<0.10	mg/L	0.10	8/20/2012
Titanium	EPA 200.7	<0.10	mg/L	0.10	8/20/2012
Vanadium	EPA 200.7	<0.010	mg/L	0.010	8/20/2012
Zinc	EPA 200.7	<0.010	mg/L	0.010	8/20/2012
Mercury	EPA 200.8	<0.00010	mg/L	0.00010	8/17/2012
Antimony	EPA 200.8	<0.0025	mg/L	0.0025	8/17/2012
Arsenic	EPA 200.8	<0.0050	mg/L	0.0050	8/17/2012
Lead	EPA 200.8	<0.0025	mg/L	0.0025	8/17/2012
Selenium	EPA 200.8	<0.0050	mg/L	0.0050	8/17/2012
Thallium	EPA 200.8	<0.0010	mg/L	0.0010	8/17/2012
Uranium	EPA 200.8	<0.0050	mg/L	0.0050	8/17/2012
Anions	Calculation	0.71	meq/L	0.10	
Cations	Calculation	0.55	meq/L	0.10	
Error	Calculation	13	%	1.0	

475 East Greg Street Suite #119
Sparks, NV 89431 (775) 355-0202
EPA Lab ID: NV00925 - ELAP No: 2523

1084 Lamoille Hwy
Elko, NV 89801 (775) 777-9933
EPA Lab ID: NV00926

3230 Polaris Ave #4
Las Vegas, NV 89102 (702) 475-8899
EPA Lab ID: NV00932

Western Environmental Testing Laboratory
QC Report

QCBatchID	QCType	Parameter	Method	Result	Units
QC12080392	Blank 1	Fluoride	EPA 300.0	<0.10	mg/L
QC12080392	Blank 2	Fluoride	EPA 300.0	<0.10	mg/L
QC12080392	Blank 3	Fluoride	EPA 300.0	<0.10	mg/L
QC12080394	Blank 1	Chloride	EPA 300.0	<1.0	mg/L
QC12080394	Blank 2	Chloride	EPA 300.0	<1.0	mg/L
QC12080394	Blank 3	Chloride	EPA 300.0	<1.0	mg/L
QC12080396	Blank 1	Nitrite Nitrogen	EPA 300.0	<0.025	mg/L
QC12080396	Blank 2	Nitrite Nitrogen	EPA 300.0	<0.025	mg/L
QC12080396	Blank 3	Nitrite Nitrogen	EPA 300.0	<0.025	mg/L
QC12080397	Blank 1	Nitrate Nitrogen	EPA 300.0	<1.0	mg/L
QC12080397	Blank 2	Nitrate Nitrogen	EPA 300.0	<1.0	mg/L
QC12080397	Blank 3	Nitrate Nitrogen	EPA 300.0	<1.0	mg/L
QC12080398	Blank 1	Sulfate	EPA 300.0	<1.0	mg/L
QC12080398	Blank 2	Sulfate	EPA 300.0	<1.0	mg/L
QC12080398	Blank 3	Sulfate	EPA 300.0	<1.0	mg/L
QC12080540	Blank 1	Total Dissolved Solids (TDS)	SM 2540C	<10	mg/L
QC12080540	Blank 2	Total Dissolved Solids (TDS)	SM 2540C	<10	mg/L
QC12080641	Blank 1	Uranium, Dissolved	EPA 200.8	<0.0050	mg/L
		Mercury, Dissolved	EPA 200.8	<0.00010	mg/L
		Antimony, Dissolved	EPA 200.8	<0.0025	mg/L
		Arsenic, Dissolved	EPA 200.8	<0.0050	mg/L
		Lead, Dissolved	EPA 200.8	<0.0025	mg/L
		Selenium, Dissolved	EPA 200.8	<0.0050	mg/L
		Thallium, Dissolved	EPA 200.8	<0.0010	mg/L
QC12080653	Blank 1	Aluminum, Dissolved	EPA 200.7	<0.045	mg/L
		Barium, Dissolved	EPA 200.7	<0.010	mg/L
		Beryllium, Dissolved	EPA 200.7	<0.0010	mg/L
		Bismuth, Dissolved	EPA 200.7	<0.10	mg/L
		Boron, Dissolved	EPA 200.7	<0.10	mg/L
		Cadmium, Dissolved	EPA 200.7	<0.0010	mg/L
		Calcium, Dissolved	EPA 200.7	<0.50	mg/L
		Chromium, Dissolved	EPA 200.7	<0.0050	mg/L
		Cobalt, Dissolved	EPA 200.7	<0.010	mg/L
		Copper, Dissolved	EPA 200.7	<0.050	mg/L
		Gallium, Dissolved	EPA 200.7	<0.10	mg/L
		Iron, Dissolved	EPA 200.7	<0.010	mg/L
		Lithium, Dissolved	EPA 200.7	<0.10	mg/L
		Magnesium, Dissolved	EPA 200.7	<0.50	mg/L
		Manganese, Dissolved	EPA 200.7	<0.0050	mg/L
		Molybdenum, Dissolved	EPA 200.7	<0.010	mg/L
		Nickel, Dissolved	EPA 200.7	<0.010	mg/L
		Phosphorus, Dissolved	EPA 200.7	<0.50	mg/L
		Potassium, Dissolved	EPA 200.7	<0.50	mg/L
		Scandium, Dissolved	EPA 200.7	<0.10	mg/L
		Silver, Dissolved	EPA 200.7	<0.0050	mg/L
		Sodium, Dissolved	EPA 200.7	<0.50	mg/L
		Strontium, Dissolved	EPA 200.7	<0.10	mg/L

475 East Greg Street Suite #119
Sparks, NV 89431 (775) 355-0202
EPA Lab ID: NV00925 - ELAP No: 2523

1084 Lamoille Hwy
Elko, NV 89801 (775) 777-9933
EPA Lab ID: NV00926

3230 Polaris Ave #4
Las Vegas, NV 89102 (702) 475-8899
EPA Lab ID: NV00932

QCBatchID	QCType	Parameter	Method	Result	Units
		Tin, Dissolved	EPA 200.7	<0.10	mg/L
		Titanium, Dissolved	EPA 200.7	<0.10	mg/L
		Vanadium, Dissolved	EPA 200.7	<0.010	mg/L
		Zinc, Dissolved	EPA 200.7	<0.010	mg/L

QCBatchID	QCType	Parameter	Method	Result	Actual	% Recovery	Units
QC12080341	LCS 1	pH	SM 4500-H+ B	6.98	7.00	100	pH Units
QC12080341	LCS 2	pH	SM 4500-H+ B	6.99	7.00	100	pH Units
QC12080341	LCS 3	pH	SM 4500-H+ B	6.99	7.00	100	pH Units
QC12080345	LCS 1	Alkalinity	SM 2320B	100	100	100	mg/L
QC12080345	LCS 2	Alkalinity	SM 2320B	100	100	100	mg/L
QC12080345	LCS 3	Alkalinity	SM 2320B	101	100	101	mg/L
QC12080392	LCS 1	Fluoride	EPA 300.0	2.16	2.00	108	mg/L
QC12080394	LCS 1	Chloride	EPA 300.0	10.2	10.0	102	mg/L
QC12080396	LCS 1	Nitrite Nitrogen	EPA 300.0	0.491	0.500	98	mg/L
QC12080397	LCS 1	Nitrate Nitrogen	EPA 300.0	1.98	2.00	99	mg/L
QC12080398	LCS 1	Sulfate	EPA 300.0	25.5	25.0	102	mg/L
QC12080540	LCS 1	Total Dissolved Solids (TDS)	SM 2540C	155	150	103	mg/L
QC12080540	LCS 2	Total Dissolved Solids (TDS)	SM 2540C	148	150	99	mg/L
QC12080641	LCS 1	Mercury	EPA 200.8	0.001137	0.001	114	mg/L
		Antimony	EPA 200.8	0.0099	0.010	99	mg/L
		Arsenic	EPA 200.8	0.0486	0.050	97	mg/L
		Lead	EPA 200.8	0.0097	0.010	97	mg/L
		Selenium	EPA 200.8	0.0462	0.050	92	mg/L
		Thallium	EPA 200.8	0.0094	0.010	94	mg/L
		Uranium	EPA 200.8	0.0097	0.010	97	mg/L
QC12080653	LCS 1	Aluminum	EPA 200.7	1.02	1.00	102	mg/L
		Barium	EPA 200.7	0.970	1.00	97	mg/L
		Beryllium	EPA 200.7	0.961	1.00	96	mg/L
		Bismuth	EPA 200.7	0.992	1.00	99	mg/L
		Boron	EPA 200.7	0.946	1.00	95	mg/L
		Cadmium	EPA 200.7	0.946	1.00	95	mg/L
		Calcium	EPA 200.7	9.59	10.0	96	mg/L
		Chromium	EPA 200.7	0.960	1.00	96	mg/L
		Cobalt	EPA 200.7	0.960	1.00	96	mg/L
		Copper	EPA 200.7	4.83	5.00	97	mg/L
		Gallium	EPA 200.7	0.989	1.00	99	mg/L
		Iron	EPA 200.7	0.961	1.00	96	mg/L
		Lithium	EPA 200.7	0.979	1.00	98	mg/L
		Magnesium	EPA 200.7	9.25	10.0	92	mg/L
		Manganese	EPA 200.7	0.969	1.00	97	mg/L
		Molybdenum	EPA 200.7	0.972	1.00	97	mg/L
		Nickel	EPA 200.7	4.80	5.00	96	mg/L
		Phosphorus	EPA 200.7	4.75	5.00	95	mg/L
		Potassium	EPA 200.7	10.0	10.0	100	mg/L
		Scandium	EPA 200.7	0.971	1.00	97	mg/L
		Silver	EPA 200.7	0.088	0.090	98	mg/L
		Sodium	EPA 200.7	9.87	10.0	99	mg/L
		Strontium	EPA 200.7	0.994	1.00	99	mg/L
		Tin	EPA 200.7	0.932	1.00	93	mg/L
		Titanium	EPA 200.7	0.979	1.00	98	mg/L
		Vanadium	EPA 200.7	0.968	1.00	97	mg/L
		Zinc	EPA 200.7	0.947	1.00	95	mg/L

475 East Greg Street Suite #119
Sparks, NV 89431 (775) 355-0202
EPA Lab ID: NV00925 - ELAP No: 2523

1084 Lamoille Hwy
Elko, NV 89801 (775) 777-9933
EPA Lab ID: NV00926

3230 Polaris Ave #4
Las Vegas, NV 89102 (702) 475-8899
EPA Lab ID: NV00932

QCBatchID	QCType	Parameter	Method	Duplicate Sample	Sample Result		Duplicate Result		Units	RPD
QC12080341	Duplicate	pH	SM 4500-H+ B	1208162-001	7.80		7.82		pH Units	<1%
QC12080341	Duplicate	pH	SM 4500-H+ B	1208161-001	8.41		8.50		pH Units	1 %
QC12080341	Duplicate	pH	SM 4500-H+ B	1208171-003	10.3		10.4		pH Units	1 %
QC12080341	Duplicate	pH	SM 4500-H+ B	1208172-005	7.22		7.21		pH Units	<1%
QC12080341	Duplicate	pH	SM 4500-H+ B	1208172-015	7.21		7.19		pH Units	<1%
QC12080341	Duplicate	pH	SM 4500-H+ B	1208175-001	7.52		7.49		pH Units	<1%
QC12080341	Duplicate	pH	SM 4500-H+ B	1208175-002	6.31		6.38		pH Units	1 %
QC12080345	Duplicate	Bicarbonate (HCO3)	SM 2320B	1208162-001	186		186		mg/L	<1%
		Carbonate (CO3)	SM 2320B	1208162-001	<1.000		<1.000		mg/L	<1%
		Hydroxide (OH)	SM 2320B	1208162-001	<1.000		<1.000		mg/L	<1%
		Total Alkalinity	SM 2320B	1208162-001	152		153		mg/L as CaCO3	<1%
QC12080345	Duplicate	Bicarbonate (HCO3)	SM 2320B	1208161-001	22.3		19.2		mg/L	15 %
		Carbonate (CO3)	SM 2320B	1208161-001	1.45		2.19	Q	mg/L	41 %
		Hydroxide (OH)	SM 2320B	1208161-001	<1.000		<1.000		mg/L	<1%
		Total Alkalinity	SM 2320B	1208161-001	20.7		19.4		mg/L as CaCO3	7 %
QC12080345	Duplicate	Bicarbonate (HCO3)	SM 2320B	1208172-005	917		916		mg/L	<1%
		Carbonate (CO3)	SM 2320B	1208172-005	<1.000		<1.000		mg/L	<1%
		Hydroxide (OH)	SM 2320B	1208172-005	<1.000		<1.000		mg/L	<1%
		Total Alkalinity	SM 2320B	1208172-005	752		751		mg/L as CaCO3	<1%
QC12080345	Duplicate	Bicarbonate (HCO3)	SM 2320B	1208175-001	686		683		mg/L	<1%
		Carbonate (CO3)	SM 2320B	1208175-001	<1.000		<1.000		mg/L	<1%
		Hydroxide (OH)	SM 2320B	1208175-001	<1.000		<1.000		mg/L	<1%
		Total Alkalinity	SM 2320B	1208175-001	562		560		mg/L as CaCO3	<1%
QC12080345	Duplicate	Bicarbonate (HCO3)	SM 2320B	1208175-002	5.50		5.41		mg/L	2 %
		Carbonate (CO3)	SM 2320B	1208175-002	<1.000		<1.000		mg/L	<1%
		Hydroxide (OH)	SM 2320B	1208175-002	<1.000		<1.000		mg/L	<1%
		Total Alkalinity	SM 2320B	1208175-002	4.51		4.44		mg/L as CaCO3	2 %
QC12080540	Duplicate	Total Dissolved Solids (TDS)	SM 2540C	1208179-001	36.0		36.0		mg/L	<1%
QC12080540	Duplicate	Total Dissolved Solids (TDS)	SM 2540C	1208179-011	608		600		mg/L	1 %
QC12080540	Duplicate	Total Dissolved Solids (TDS)	SM 2540C	1208214-002	2588		2568		mg/L	1 %
QC12080540	Duplicate	Total Dissolved Solids (TDS)	SM 2540C	1208245-002	5570		5620		mg/L	1 %

QCBatchID	QCType	Parameter	Method	Spike Sample	Sample Result		MS Result	MSD Result	Spike Value	Units	MS % Rec.	MSD % Rec.	RPD
QC12080392	MS 1	Fluoride	EPA 300.0	1208179-001	0.105	M	2.98	2.46	2.00	mg/L	NC	NC	NC
QC12080392	MS 2	Fluoride	EPA 300.0	1208181-004	0.543		2.58	2.52	2.00	mg/L	102	99	2 %
QC12080394	MS 1	Chloride	EPA 300.0	1208179-001	<1.000		5.29	5.46	5.00	mg/L	104	107	3 %
QC12080394	MS 2	Chloride	EPA 300.0	1208181-004	<1.000		5.28	5.40	5.00	mg/L	104	107	2 %
QC12080396	MS 1	Nitrite Nitrogen	EPA 300.0	1208179-001	<0.025		0.538	0.530	0.500	mg/L	106	105	1 %
QC12080396	MS 2	Nitrite Nitrogen	EPA 300.0	1208181-004	<0.025		0.537	0.545	0.500	mg/L	105	107	1 %
QC12080397	MS 1	Nitrate Nitrogen	EPA 300.0	1208179-001	<1.000		2.06	2.12	2.00	mg/L	101	104	3 %
QC12080397	MS 2	Nitrate Nitrogen	EPA 300.0	1208181-004	<1.000		2.11	2.16	2.00	mg/L	103	105	2 %
QC12080398	MS 1	Sulfate	EPA 300.0	1208179-001	2.59		13.7	12.2	10.0	mg/L	111	96	12 %
QC12080398	MS 2	Sulfate	EPA 300.0	1208181-004	25.5	M	31.1	30.7	10.0	mg/L	NC	NC	NC
QC12080641	MS 1	Uranium, Dissolved	EPA 200.8	1208129-001	<0.0050		0.0118	0.0119	0.010	mg/L	97	98	1 %

475 East Greg Street Suite #119
Sparks, NV 89431 (775) 355-0202
EPA Lab ID: NV00925 - ELAP No: 2523

1084 Lamoille Hwy
Elko, NV 89801 (775) 777-9933
EPA Lab ID: NV00926

3230 Polaris Ave #4
Las Vegas, NV 89102 (702) 475-8899
EPA Lab ID: NV00932

QCBatchID	QCType	Parameter	Method	Spike Sample	Sample Result	MS Result	MSD Result	Spike Value	Units	MS % Rec.	MSD % Rec.	RPD
		Mercury, Dissolved	EPA 200.8	1208129-001	<0.00010	0.001065	0.001082	0.001	mg/L	106	108	2 %
		Antimony, Dissolved	EPA 200.8	1208129-001	<0.0025	0.0099	0.0100	0.010	mg/L	94	95	1 %
		Arsenic, Dissolved	EPA 200.8	1208129-001	<0.0050	0.0523	0.0524	0.050	mg/L	102	102	<1%
		Lead, Dissolved	EPA 200.8	1208129-001	<0.0025	0.0094	0.0094	0.010	mg/L	94	94	<1%
		Selenium, Dissolved	EPA 200.8	1208129-001	<0.0050	0.0477	0.0472	0.050	mg/L	93	92	1 %
		Thallium, Dissolved	EPA 200.8	1208129-001	<0.0010	0.0090	0.0094	0.010	mg/L	90	94	4 %
QC12080653	MS 1	Aluminum, Dissolved	EPA 200.7	1208129-001	<0.045	0.939	0.937	1.00	mg/L	90	90	<1%
		Barium, Dissolved	EPA 200.7	1208129-001	0.108	1.08	1.08	1.00	mg/L	97	97	<1%
		Beryllium, Dissolved	EPA 200.7	1208129-001	<0.001	0.984	0.987	1.00	mg/L	98	99	<1%
		Bismuth, Dissolved	EPA 200.7	1208129-001	<0.100	0.970	0.967	1.00	mg/L	98	97	<1%
		Boron, Dissolved	EPA 200.7	1208129-001	<0.100	1.05	1.06	1.00	mg/L	100	101	1 %
		Cadmium, Dissolved	EPA 200.7	1208129-001	<0.001	0.971	0.978	1.00	mg/L	97	98	1 %
		Calcium, Dissolved	EPA 200.7	1208129-001	47.1	58.2	57.1	10.0	mg/L	111	100	2 %
		Chromium, Dissolved	EPA 200.7	1208129-001	<0.005	0.962	0.968	1.00	mg/L	96	97	1 %
		Cobalt, Dissolved	EPA 200.7	1208129-001	<0.010	0.951	0.956	1.00	mg/L	95	96	1 %
		Copper, Dissolved	EPA 200.7	1208129-001	<0.050	4.76	4.72	5.00	mg/L	95	94	1 %
		Gallium, Dissolved	EPA 200.7	1208129-001	<0.100	0.971	0.973	1.00	mg/L	97	97	<1%
		Iron, Dissolved	EPA 200.7	1208129-001	<0.050	0.965	0.965	1.00	mg/L	96	96	<1%
		Lithium, Dissolved	EPA 200.7	1208129-001	<0.100	0.948	0.945	1.00	mg/L	94	94	<1%
		Magnesium, Dissolved	EPA 200.7	1208129-001	15.9	25.1	24.7	10.0	mg/L	92	88	2 %
		Manganese, Dissolved	EPA 200.7	1208129-001	0.026	0.988	0.984	1.00	mg/L	96	96	<1%
		Molybdenum, Dissolved	EPA 200.7	1208129-001	<0.010	0.988	0.991	1.00	mg/L	98	99	<1%
		Nickel, Dissolved	EPA 200.7	1208129-001	<0.010	4.72	4.74	5.00	mg/L	94	95	<1%
		Phosphorus, Dissolved	EPA 200.7	1208129-001	<0.500	5.05	5.11	5.00	mg/L	100	101	1 %
		Potassium, Dissolved	EPA 200.7	1208129-001	2.70	12.7	12.6	10.0	mg/L	100	99	1 %
		Scandium, Dissolved	EPA 200.7	1208129-001	<0.100	0.968	0.972	1.00	mg/L	97	97	<1%
		Silver, Dissolved	EPA 200.7	1208129-001	<0.005	0.089	0.089	0.090	mg/L	99	99	<1%
		Sodium, Dissolved	EPA 200.7	1208129-001	20.2	30.3	29.6	10.0	mg/L	101	94	2 %
		Strontium, Dissolved	EPA 200.7	1208129-001	0.221	1.18	1.18	1.00	mg/L	96	96	<1%
		Tin, Dissolved	EPA 200.7	1208129-001	<0.100	0.950	0.953	1.00	mg/L	97	97	<1%
		Titanium, Dissolved	EPA 200.7	1208129-001	<0.100	0.978	0.974	1.00	mg/L	98	97	<1%
		Vanadium, Dissolved	EPA 200.7	1208129-001	0.019	1.01	1.01	1.00	mg/L	99	99	<1%
		Zinc, Dissolved	EPA 200.7	1208129-001	<0.010	0.985	0.997	1.00	mg/L	98	100	1 %

475 East Greg Street Suite #119
Sparks, NV 89431 (775) 355-0202
EPA Lab ID: NV00925 - ELAP No: 2523

1084 Lamoille Hwy
Elko, NV 89801 (775) 777-9933
EPA Lab ID: NV00926

3230 Polaris Ave #4
Las Vegas, NV 89102 (702) 475-8899
EPA Lab ID: NV00932

WETLAB
WESTERN ENVIRONMENTAL TESTING LABORATORY
Specializing in Soil, Hazardous Waste and Water Analysis.
475 E. Greg Street #119 | Sparks, Nevada 89431
tel (775) 355-0202 | fax (775) 355-0817 | www.WETLaboratory.com

Lab Number 1208181
Report Due Date: 8/23/12
Page 1 of 1

Client: McClelland Laboratories, Inc.
Address: 1016 Greg Street
City, State & Zip: Sparks, NV 89431
Contact: Gene McClelland
Phone: 775-356-1300
Collector's Name: Robert
Fax: 775-356-8917
Project Name:
P.O. Number:
Project Number: 3438
Email: mli@mettest.com

Turnaround Time
Standard ____ 5-Day ____ Other ____

Billing Address (if different than Client Address):
Company ____
Address ____
City, State & Zip ____
Contact ____
Phone ____
Fax ____
Email ____

Additional Information

Fax Results	Y	N	To: Client	Billing
Email Results	Y	N	To: Client	Billing
Compliance Monitoring	Y	N		
Fax Results to State EPA	Y	N		

Sample Type Codes

DW = Drinking Water	SD = Solid
WW = Wastewater	SO = Soil
SW = Surface Water	HW = Hazardous Waste
MW = Monitoring Well	OTHER:

SAMPLE ID/LOCATION		DATE	TIME	SAMPLE TYPE	NO. OF CONTAINERS	Profile II w/o Wad	Uranium	Spl. No.
604 673	Wk:80	08/09/12	9:00	WW	2	X	X	1
604 767								2
SRK 0854								3
SRK 0872								4

1208 181 5 4

Instructions/Comments/Special Requirements:

SAMPLE RECEIPT	DATE	TIME	Samples Relinquished By	Samples Received By
Temperature 25.0 °C	8/9/12	1525		
Custody Seals Intact? Y N (None)				
Number of Containers 8				

WETLAB'S Standard Terms and Conditions apply unless written agreements specify otherwise. Payment terms are Net 30.

To the maximum extent permitted by law, the Client agrees to limit the liability of WETLAB for the Client's damages to the total compesation received, unless other agreements are made in writing. This limitation shall apply regardless of the cause of action or legal theory pled or asserted.

301.2E

7/27/2012

McClelland Laboratory
1016 Greg Street
Sparks, NV 89431
Attn: Gene McClelland

OrderID: *1207261*

Dear: Gene McClelland

This is to transmit the attached analytical report. The analytical data and information contained therein was generated using specified or selected methods contained in references, such as Standard Methods for the Examination of Water and Wastewater, 18th & 19th editions, Methods for Determination of Organic Compounds in Drinking Water, EPA-600/4-79-020, and Test Methods for Evaluation of Solid Waste, Physical/Chemical Methods (SW846) Third Edition.

The samples were received by WETLAB-Western Environmental Testing Laboratory in good condition on 7/12/2012. Additional comments are located on page 2 of this report.

If you should have any questions or comments regarding this report, please do not hesitate to call.

Sincerely,

Andy Smith
QA Manager

SPARKS
475 E. Greg Street, Suite 119
Sparks, Nevada 89431
tel (775) 355-0202
fax (775) 355-0817

ELKO
1084 Lamoille Hwy.
Elko, Nevada 89801
tel (775) 777-9933
fax (775) 777-9933

LAS VEGAS
3230 Polaris Ave., Suite 4
Las Vegas, Nevada 89102
tel (702) 475-8899
fax (702) 776-6152

Western Environmental Testing Laboratory
Report Comments

McClelland Laboratory - 1207261

General Comments

None

Specific Comments

Due to the sample matrix it was necessary to analyze the following at a dilution:
1207261-001 Iron
1207261-002 Iron
1207261-003 Cadmium
The reporting limits have been adjusted accordingly.

Data Qualifier Legend

B -- Blank contamination; Analyte detected above the method reporting limit in an associated blank

HT -- Sample held beyond the accepted holding time

J -- The reported value is between the laboratory method detection limit and the laboratory practical quantitation limit

M -- Reported value is estimated; The sample matrix interfered with the analysis

N -- There was insufficient sample available to perform a spike and/or duplicate on this analytical batch.

NC -- Not calculated due to matrix interference

Q -- Reported value is estimated; The value failed to meet QC criteria for either precision or accuracy

SC -- Spike recovery not calculated. Sample concentration >4X the spike amount; therefore, the spike could not be adequately recovered.

475 East Greg Street Suite #119
Sparks, NV 89431 (775) 355-0202
EPA Lab ID: NV00925 - ELAP No: 2523

1084 Lamoille Hwy
Elko, NV 89801 (775) 777-9933
EPA Lab ID: NV00926

3230 Polaris Ave #4
Las Vegas, NV 89102 (702) 475-8899
EPA Lab ID: NV00932

Western Environmental Testing Laboratory
Analytical Report

McClelland Laboratory
1016 Greg Street
Sparks, NV 89431
Attn: Gene McClelland
Phone: (775) 356-1300 **Fax:** (775) 356-8917
PO\Project: *3438*

Date Printed: 7/27/2012
OrderID: *1207261*

Customer Sample ID: 604 673 Wk:76
WETLAB Sample ID: 1207261-001

Collect Date/Time: 7/12/2012 09:00
Receive Date: 7/12/2012 15:15

PROFILE II

Parameter	Method	Results	Units	Reporting Limit	Date Analyzed
pH	SM 4500-H+ B	5.41	pH Units		7/13/2012
Bicarbonate (HCO3)	SM 2320B	<1.0	mg/L	1.0	7/13/2012
Carbonate (CO3)	SM 2320B	<1.0	mg/L	1.0	7/13/2012
Hydroxide (OH)	SM 2320B	<1.0	mg/L	1.0	7/13/2012
Total Alkalinity	SM 2320B	<1.0	mg/L as CaCO3	1.0	7/13/2012
Chloride	EPA 300.0	<1.00	mg/L	1.00	7/13/2012
Fluoride	EPA 300.0	0.52	mg/L	0.10	7/13/2012
Sulfate	EPA 300.0	27	mg/L	1.0	7/13/2012
Nitrate Nitrogen	EPA 300.0	<1.0	mg/L	1.0	7/13/2012
Nitrite Nitrogen	EPA 300.0	<0.025	mg/L	0.025	7/13/2012
Total Dissolved Solids (TDS)	SM 2540C	52	mg/L	10	7/16/2012
Aluminum	EPA 200.7	0.15	mg/L	0.045	7/23/2012
Barium	EPA 200.7	0.068	mg/L	0.010	7/23/2012
Beryllium	EPA 200.7	<0.0010	mg/L	0.0010	7/23/2012
Bismuth	EPA 200.7	<0.10	mg/L	0.10	7/23/2012
Boron	EPA 200.7	<0.10	mg/L	0.10	7/23/2012
Cadmium	EPA 200.7	<0.0010	mg/L	0.0010	7/23/2012
Calcium	EPA 200.7	7.3	mg/L	0.50	7/23/2012
Chromium	EPA 200.7	<0.0050	mg/L	0.0050	7/23/2012
Cobalt	EPA 200.7	<0.010	mg/L	0.010	7/23/2012
Copper	EPA 200.7	0.87	mg/L	0.050	7/23/2012
Gallium	EPA 200.7	<0.10	mg/L	0.10	7/23/2012
Iron	EPA 200.7	<0.050	mg/L	0.050	7/23/2012
Lithium	EPA 200.7	<0.10	mg/L	0.10	7/23/2012
Magnesium	EPA 200.7	1.0	mg/L	0.50	7/23/2012
Manganese	EPA 200.7	0.044	mg/L	0.0050	7/23/2012
Molybdenum	EPA 200.7	<0.010	mg/L	0.010	7/23/2012

475 East Greg Street Suite #119
Sparks, NV 89431 (775) 355-0202
EPA Lab ID: NV00925 - ELAP No: 2523

1084 Lamoille Hwy
Elko, NV 89801 (775) 777-9933
EPA Lab ID: NV00926

3230 Polaris Ave #4
Las Vegas, NV 89102 (702) 475-8899
EPA Lab ID: NV00932

Customer Sample ID: 604 673 Wk:76
WETLAB Sample ID: 1207261-001

Collect Date/Time: 7/12/2012 09:00
Receive Date: 7/12/2012 15:15

PROFILE II

Parameter	Method	Results	Units	Reporting Limit	Date Analyzed
Nickel	EPA 200.7	<0.010	mg/L	0.010	7/23/2012
Phosphorus	EPA 200.7	<0.50	mg/L	0.50	7/23/2012
Potassium	EPA 200.7	0.93	mg/L	0.50	7/23/2012
Scandium	EPA 200.7	<0.10	mg/L	0.10	7/23/2012
Silver	EPA 200.7	<0.0050	mg/L	0.0050	7/23/2012
Sodium	EPA 200.7	<0.50	mg/L	0.50	7/23/2012
Strontium	EPA 200.7	<0.10	mg/L	0.10	7/23/2012
Tin	EPA 200.7	<0.10	mg/L	0.10	7/23/2012
Titanium	EPA 200.7	<0.10	mg/L	0.10	7/23/2012
Vanadium	EPA 200.7	<0.010	mg/L	0.010	7/23/2012
Zinc	EPA 200.7	0.048	mg/L	0.010	7/23/2012
Mercury	EPA 200.8	<0.00010	mg/L	0.00010	7/25/2012
Antimony	EPA 200.8	<0.0025	mg/L	0.0025	7/25/2012
Arsenic	EPA 200.8	<0.0050	mg/L	0.0050	7/24/2012
Lead	EPA 200.8	<0.0025	mg/L	0.0025	7/25/2012
Selenium	EPA 200.8	<0.0050	mg/L	0.0050	7/24/2012
Thallium	EPA 200.8	<0.0010	mg/L	0.0010	7/25/2012
Uranium	EPA 200.8	0.0072	mg/L	0.0050	7/25/2012
Anions	Calculation	0.59	meq/L	0.10	
Cations	Calculation	0.52	meq/L	0.10	
Error	Calculation	6.5	%	1.0	

Customer Sample ID: 604 767 Wk:76
WETLAB Sample ID: 1207261-002

Collect Date/Time: 7/12/2012 09:00
Receive Date: 7/12/2012 15:15

PROFILE II

Parameter	Method	Results	Units	Reporting Limit	Date Analyzed
pH	SM 4500-H+ B	7.40	pH Units		7/13/2012
Bicarbonate (HCO3)	SM 2320B	51	mg/L	1.0	7/13/2012
Carbonate (CO3)	SM 2320B	<1.0	mg/L	1.0	7/13/2012
Hydroxide (OH)	SM 2320B	<1.0	mg/L	1.0	7/13/2012
Total Alkalinity	SM 2320B	42	mg/L as CaCO3	1.0	7/13/2012
Chloride	EPA 300.0	<1.00	mg/L	1.00	7/13/2012
Fluoride	EPA 300.0	1.7	mg/L	0.10	7/13/2012
Sulfate	EPA 300.0	20	mg/L	1.0	7/13/2012
Nitrate Nitrogen	EPA 300.0	<1.0	mg/L	1.0	7/13/2012
Nitrite Nitrogen	EPA 300.0	<0.025	mg/L	0.025	7/13/2012
Total Dissolved Solids (TDS)	SM 2540C	79	mg/L	10	7/16/2012
Aluminum	EPA 200.7	<0.045	mg/L	0.045	7/23/2012

475 East Greg Street Suite #119
Sparks, NV 89431 (775) 355-0202
EPA Lab ID: NV00925 - ELAP No: 2523

1084 Lamoille Hwy
Elko, NV 89801 (775) 777-9933
EPA Lab ID: NV00926

3230 Polaris Ave #4
Las Vegas, NV 89102 (702) 475-8899
EPA Lab ID: NV00932

Customer Sample ID: 604 767 Wk:76
WETLAB Sample ID: 1207261-002

Collect Date/Time: 7/12/2012 09:00
Receive Date: 7/12/2012 15:15

PROFILE II

Parameter	Method	Results	Units	Reporting Limit	Date Analyzed
Barium	EPA 200.7	0.037	mg/L	0.010	7/23/2012
Beryllium	EPA 200.7	<0.0010	mg/L	0.0010	7/23/2012
Bismuth	EPA 200.7	<0.10	mg/L	0.10	7/23/2012
Boron	EPA 200.7	<0.10	mg/L	0.10	7/23/2012
Cadmium	EPA 200.7	<0.0010	mg/L	0.0010	7/23/2012
Calcium	EPA 200.7	17	mg/L	0.50	7/23/2012
Chromium	EPA 200.7	<0.0050	mg/L	0.0050	7/23/2012
Cobalt	EPA 200.7	<0.010	mg/L	0.010	7/23/2012
Copper	EPA 200.7	<0.050	mg/L	0.050	7/23/2012
Gallium	EPA 200.7	<0.10	mg/L	0.10	7/23/2012
Iron	EPA 200.7	<0.050	mg/L	0.050	7/23/2012
Lithium	EPA 200.7	<0.10	mg/L	0.10	7/23/2012
Magnesium	EPA 200.7	5.2	mg/L	0.50	7/23/2012
Manganese	EPA 200.7	0.20	mg/L	0.0050	7/23/2012
Molybdenum	EPA 200.7	<0.010	mg/L	0.010	7/23/2012
Nickel	EPA 200.7	<0.010	mg/L	0.010	7/23/2012
Phosphorus	EPA 200.7	<0.50	mg/L	0.50	7/23/2012
Potassium	EPA 200.7	0.63	mg/L	0.50	7/23/2012
Scandium	EPA 200.7	<0.10	mg/L	0.10	7/23/2012
Silver	EPA 200.7	<0.0050	mg/L	0.0050	7/23/2012
Sodium	EPA 200.7	<0.50	mg/L	0.50	7/23/2012
Strontium	EPA 200.7	0.14	mg/L	0.10	7/23/2012
Tin	EPA 200.7	<0.10	mg/L	0.10	7/23/2012
Titanium	EPA 200.7	<0.10	mg/L	0.10	7/23/2012
Vanadium	EPA 200.7	<0.010	mg/L	0.010	7/23/2012
Zinc	EPA 200.7	0.018	mg/L	0.010	7/23/2012
Mercury	EPA 200.8	<0.00010	mg/L	0.00010	7/25/2012
Antimony	EPA 200.8	<0.0025	mg/L	0.0025	7/26/2012
Arsenic	EPA 200.8	<0.0050	mg/L	0.0050	7/24/2012
Lead	EPA 200.8	<0.0025	mg/L	0.0025	7/25/2012
Selenium	EPA 200.8	<0.0050	mg/L	0.0050	7/24/2012
Thallium	EPA 200.8	<0.0010	mg/L	0.0010	7/25/2012
Uranium	EPA 200.8	0.0053	mg/L	0.0050	7/25/2012
Anions	Calculation	1.34	meq/L	0.10	
Cations	Calculation	1.30	meq/L	0.10	
Error	Calculation	1.6	%	1.0	

475 East Greg Street Suite #119
Sparks, NV 89431 (775) 355-0202
EPA Lab ID: NV00925 - ELAP No: 2523

1084 Lamoille Hwy
Elko, NV 89801 (775) 777-9933
EPA Lab ID: NV00926

3230 Polaris Ave #4
Las Vegas, NV 89102 (702) 475-8899
EPA Lab ID: NV00932

Customer Sample ID: SRK 0854 Wk:76
WETLAB Sample ID: 1207261-003

Collect Date/Time: 7/12/2012 09:00
Receive Date: 7/12/2012 15:15

PROFILE II

Parameter	Method	Results	Q	Units	Reporting Limit	Date Analyzed
pH	SM 4500-H+ B	4.89	Q	pH Units		7/13/2012
Bicarbonate (HCO3)	SM 2320B	<1.0		mg/L	1.0	7/13/2012
Carbonate (CO3)	SM 2320B	<1.0		mg/L	1.0	7/13/2012
Hydroxide (OH)	SM 2320B	<1.0		mg/L	1.0	7/13/2012
Total Alkalinity	SM 2320B	<1.0		mg/L as CaCO3	1.0	7/13/2012
Chloride	EPA 300.0	<1.00		mg/L	1.00	7/13/2012
Fluoride	EPA 300.0	0.31		mg/L	0.10	7/13/2012
Sulfate	EPA 300.0	65		mg/L	1.0	7/13/2012
Nitrate Nitrogen	EPA 300.0	<1.0		mg/L	1.0	7/13/2012
Nitrite Nitrogen	EPA 300.0	<0.025		mg/L	0.025	7/13/2012
Total Dissolved Solids (TDS)	SM 2540C	120		mg/L	10	7/16/2012
Aluminum	EPA 200.7	0.068		mg/L	0.045	7/23/2012
Barium	EPA 200.7	0.029		mg/L	0.010	7/23/2012
Beryllium	EPA 200.7	<0.0010		mg/L	0.0010	7/23/2012
Bismuth	EPA 200.7	<0.10		mg/L	0.10	7/23/2012
Boron	EPA 200.7	<0.10		mg/L	0.10	7/23/2012
Cadmium	EPA 200.7	<0.0050		mg/L	0.0050	7/23/2012
Calcium	EPA 200.7	3.9		mg/L	0.50	7/23/2012
Chromium	EPA 200.7	<0.0050		mg/L	0.0050	7/23/2012
Cobalt	EPA 200.7	<0.010		mg/L	0.010	7/23/2012
Copper	EPA 200.7	29		mg/L	0.050	7/23/2012
Gallium	EPA 200.7	<0.10		mg/L	0.10	7/23/2012
Iron	EPA 200.7	<0.050		mg/L	0.050	7/23/2012
Lithium	EPA 200.7	<0.10		mg/L	0.10	7/23/2012
Magnesium	EPA 200.7	<0.50		mg/L	0.50	7/23/2012
Manganese	EPA 200.7	0.066		mg/L	0.0050	7/23/2012
Molybdenum	EPA 200.7	<0.010		mg/L	0.010	7/23/2012
Nickel	EPA 200.7	<0.010		mg/L	0.010	7/23/2012
Phosphorus	EPA 200.7	<0.50		mg/L	0.50	7/23/2012
Potassium	EPA 200.7	<0.50		mg/L	0.50	7/23/2012
Scandium	EPA 200.7	<0.10		mg/L	0.10	7/23/2012
Silver	EPA 200.7	<0.0050		mg/L	0.0050	7/23/2012
Sodium	EPA 200.7	<0.50		mg/L	0.50	7/23/2012
Strontium	EPA 200.7	<0.10		mg/L	0.10	7/23/2012
Tin	EPA 200.7	<0.10		mg/L	0.10	7/23/2012
Titanium	EPA 200.7	<0.10		mg/L	0.10	7/23/2012
Vanadium	EPA 200.7	<0.010		mg/L	0.010	7/23/2012
Zinc	EPA 200.7	0.14		mg/L	0.010	7/23/2012

475 East Greg Street Suite #119
Sparks, NV 89431 (775) 355-0202
EPA Lab ID: NV00925 - ELAP No: 2523

1084 Lamoille Hwy
Elko, NV 89801 (775) 777-9933
EPA Lab ID: NV00926

3230 Polaris Ave #4
Las Vegas, NV 89102 (702) 475-8899
EPA Lab ID: NV00932

Customer Sample ID: SRK 0854 Wk:76
WETLAB Sample ID: 1207261-003
Collect Date/Time: 7/12/2012 09:00
Receive Date: 7/12/2012 15:15

PROFILE II

Parameter	Method	Results	Units	Reporting Limit	Date Analyzed
Mercury	EPA 200.8	<0.00010	mg/L	0.00010	7/25/2012
Antimony	EPA 200.8	<0.0025	mg/L	0.0025	7/26/2012
Arsenic	EPA 200.8	<0.0050	mg/L	0.0050	7/24/2012
Lead	EPA 200.8	0.0045	mg/L	0.0025	7/25/2012
Selenium	EPA 200.8	<0.0050	mg/L	0.0050	7/24/2012
Thallium	EPA 200.8	<0.0010	mg/L	0.0010	7/25/2012
Uranium	EPA 200.8	<0.0050	mg/L	0.0050	7/25/2012
Anions	Calculation	1.37	meq/L	0.10	
Cations	Calculation	1.12	meq/L	0.10	
Error	Calculation	10	%	1.0	

Customer Sample ID: SRK 0872 Wk:76
WETLAB Sample ID: 1207261-004
Collect Date/Time: 7/12/2012 09:00
Receive Date: 7/12/2012 15:15

PROFILE II

Parameter	Method	Results	Units	Reporting Limit	Date Analyzed
pH	SM 4500-H+ B	6.49	pH Units		7/13/2012
Bicarbonate (HCO3)	SM 2320B	7.3	mg/L	1.0	7/13/2012
Carbonate (CO3)	SM 2320B	<1.0	mg/L	1.0	7/13/2012
Hydroxide (OH)	SM 2320B	<1.0	mg/L	1.0	7/13/2012
Total Alkalinity	SM 2320B	6.0	mg/L as CaCO3	1.0	7/13/2012
Chloride	EPA 300.0	<1.00	mg/L	1.00	7/13/2012
Fluoride	EPA 300.0	0.48	mg/L	0.10	7/13/2012
Sulfate	EPA 300.0	25	mg/L	1.0	7/13/2012
Nitrate Nitrogen	EPA 300.0	<1.0	mg/L	1.0	7/13/2012
Nitrite Nitrogen	EPA 300.0	<0.025	mg/L	0.025	7/13/2012
Total Dissolved Solids (TDS)	SM 2540C	73	mg/L	10	7/16/2012
Aluminum	EPA 200.7	0.046	mg/L	0.045	7/23/2012
Barium	EPA 200.7	0.017	mg/L	0.010	7/23/2012
Beryllium	EPA 200.7	<0.0010	mg/L	0.0010	7/23/2012
Bismuth	EPA 200.7	<0.10	mg/L	0.10	7/23/2012
Boron	EPA 200.7	<0.10	mg/L	0.10	7/23/2012
Cadmium	EPA 200.7	<0.0010	mg/L	0.0010	7/23/2012
Calcium	EPA 200.7	11	mg/L	0.50	7/23/2012
Chromium	EPA 200.7	<0.0050	mg/L	0.0050	7/23/2012
Cobalt	EPA 200.7	<0.010	mg/L	0.010	7/23/2012
Copper	EPA 200.7	<0.050	mg/L	0.050	7/23/2012
Gallium	EPA 200.7	<0.10	mg/L	0.10	7/23/2012
Iron	EPA 200.7	0.022	mg/L	0.010	7/23/2012

475 East Greg Street Suite #119
Sparks, NV 89431 (775) 355-0202
EPA Lab ID: NV00925 - ELAP No: 2523

1084 Lamoille Hwy
Elko, NV 89801 (775) 777-9933
EPA Lab ID: NV00926

3230 Polaris Ave #4
Las Vegas, NV 89102 (702) 475-8899
EPA Lab ID: NV00932

Customer Sample ID: SRK 0872 Wk:76
WETLAB Sample ID: 1207261-004

Collect Date/Time: 7/12/2012 09:00
Receive Date: 7/12/2012 15:15

PROFILE II

Parameter	Method	Results	Units	Reporting Limit	Date Analyzed
Lithium	EPA 200.7	<0.10	mg/L	0.10	7/23/2012
Magnesium	EPA 200.7	0.77	mg/L	0.50	7/23/2012
Manganese	EPA 200.7	<0.0050	mg/L	0.0050	7/23/2012
Molybdenum	EPA 200.7	0.11	mg/L	0.010	7/23/2012
Nickel	EPA 200.7	<0.010	mg/L	0.010	7/23/2012
Phosphorus	EPA 200.7	<0.50	mg/L	0.50	7/23/2012
Potassium	EPA 200.7	<0.50	mg/L	0.50	7/23/2012
Scandium	EPA 200.7	<0.10	mg/L	0.10	7/23/2012
Silver	EPA 200.7	<0.0050	mg/L	0.0050	7/23/2012
Sodium	EPA 200.7	<0.50	mg/L	0.50	7/23/2012
Strontium	EPA 200.7	<0.10	mg/L	0.10	7/23/2012
Tin	EPA 200.7	<0.10	mg/L	0.10	7/23/2012
Titanium	EPA 200.7	<0.10	mg/L	0.10	7/23/2012
Vanadium	EPA 200.7	<0.010	mg/L	0.010	7/23/2012
Zinc	EPA 200.7	<0.010	mg/L	0.010	7/23/2012
Mercury	EPA 200.8	<0.00010	mg/L	0.00010	7/25/2012
Antimony	EPA 200.8	<0.0025	mg/L	0.0025	7/26/2012
Arsenic	EPA 200.8	<0.0050	mg/L	0.0050	7/24/2012
Lead	EPA 200.8	<0.0025	mg/L	0.0025	7/25/2012
Selenium	EPA 200.8	<0.0050	mg/L	0.0050	7/24/2012
Thallium	EPA 200.8	<0.0010	mg/L	0.0010	7/25/2012
Uranium	EPA 200.8	<0.0050	mg/L	0.0050	7/25/2012
Anions	Calculation	0.67	meq/L	0.10	
Cations	Calculation	0.62	meq/L	0.10	
Error	Calculation	3.6	%	1.0	

475 East Greg Street Suite #119
Sparks, NV 89431 (775) 355-0202
EPA Lab ID: NV00925 - ELAP No: 2523

1084 Lamoille Hwy
Elko, NV 89801 (775) 777-9933
EPA Lab ID: NV00926

3230 Polaris Ave #4
Las Vegas, NV 89102 (702) 475-8899
EPA Lab ID: NV00932

Western Environmental Testing Laboratory
QC Report

QCBatchID	QCType	Parameter	Method	Result	Units
QC12070456	Blank 1	Fluoride	EPA 300.0	<0.10	mg/L
QC12070456	Blank 2	Fluoride	EPA 300.0	<0.10	mg/L
QC12070456	Blank 3	Fluoride	EPA 300.0	<0.10	mg/L
QC12070458	Blank 1	Chloride	EPA 300.0	<1.0	mg/L
QC12070458	Blank 2	Chloride	EPA 300.0	<1.0	mg/L
QC12070458	Blank 3	Chloride	EPA 300.0	<1.0	mg/L
QC12070460	Blank 1	Nitrite Nitrogen	EPA 300.0	<0.025	mg/L
QC12070460	Blank 2	Nitrite Nitrogen	EPA 300.0	<0.025	mg/L
QC12070460	Blank 3	Nitrite Nitrogen	EPA 300.0	<0.025	mg/L
QC12070462	Blank 1	Nitrate Nitrogen	EPA 300.0	<1.0	mg/L
QC12070462	Blank 2	Nitrate Nitrogen	EPA 300.0	<1.0	mg/L
QC12070462	Blank 3	Nitrate Nitrogen	EPA 300.0	<1.0	mg/L
QC12070466	Blank 1	Sulfate	EPA 300.0	<1.0	mg/L
QC12070466	Blank 2	Sulfate	EPA 300.0	<1.0	mg/L
QC12070466	Blank 3	Sulfate	EPA 300.0	<1.0	mg/L
QC12070563	Blank 1	Total Dissolved Solids (TDS)	SM 2540C	<10	mg/L
QC12070563	Blank 2	Total Dissolved Solids (TDS)	SM 2540C	<10	mg/L
QC12070685	Blank 1	Aluminum, Dissolved	EPA 200.7	<0.045	mg/L
		Barium, Dissolved	EPA 200.7	<0.010	mg/L
		Beryllium, Dissolved	EPA 200.7	<0.0010	mg/L
		Bismuth, Dissolved	EPA 200.7	<0.10	mg/L
		Boron, Dissolved	EPA 200.7	<0.10	mg/L
		Cadmium, Dissolved	EPA 200.7	<0.0010	mg/L
		Calcium, Dissolved	EPA 200.7	<0.50	mg/L
		Chromium, Dissolved	EPA 200.7	<0.0050	mg/L
		Cobalt, Dissolved	EPA 200.7	<0.010	mg/L
		Copper, Dissolved	EPA 200.7	<0.050	mg/L
		Gallium, Dissolved	EPA 200.7	<0.10	mg/L
		Iron, Dissolved	EPA 200.7	<0.010	mg/L
		Lithium, Dissolved	EPA 200.7	<0.10	mg/L
		Magnesium, Dissolved	EPA 200.7	<0.50	mg/L
		Manganese, Dissolved	EPA 200.7	<0.0050	mg/L
		Molybdenum, Dissolved	EPA 200.7	<0.010	mg/L
		Nickel, Dissolved	EPA 200.7	<0.010	mg/L
		Phosphorus, Dissolved	EPA 200.7	<0.50	mg/L
		Potassium, Dissolved	EPA 200.7	<0.50	mg/L
		Scandium, Dissolved	EPA 200.7	<0.10	mg/L
		Silver, Dissolved	EPA 200.7	<0.0050	mg/L
		Sodium, Dissolved	EPA 200.7	<0.50	mg/L
		Strontium, Dissolved	EPA 200.7	<0.10	mg/L
		Tin, Dissolved	EPA 200.7	<0.10	mg/L
		Titanium, Dissolved	EPA 200.7	<0.10	mg/L
		Vanadium, Dissolved	EPA 200.7	<0.010	mg/L
		Zinc, Dissolved	EPA 200.7	<0.010	mg/L
QC12070778	Blank 1	Uranium, Dissolved	EPA 200.8	<0.0050	mg/L
		Mercury, Dissolved	EPA 200.8	<0.00010	mg/L
		Antimony, Dissolved	EPA 200.8	<0.0025	mg/L

475 East Greg Street Suite #119
Sparks, NV 89431 (775) 355-0202
EPA Lab ID: NV00925 - ELAP No: 2523

1084 Lamoille Hwy
Elko, NV 89801 (775) 777-9933
EPA Lab ID: NV00926

3230 Polaris Ave #4
Las Vegas, NV 89102 (702) 475-8899
EPA Lab ID: NV00932

QCBatchID	QCType	Parameter	Method	Result	Units
		Arsenic, Dissolved	EPA 200.8	<0.0050	mg/L
		Lead, Dissolved	EPA 200.8	<0.0025	mg/L
		Selenium, Dissolved	EPA 200.8	<0.0050	mg/L
		Thallium, Dissolved	EPA 200.8	<0.0010	mg/L

QCBatchID	QCType	Parameter	Method	Result	Actual	% Recovery	Units
QC12070441	LCS 1	pH	SM 4500-H+ B	6.98	7.00	100	pH Units
QC12070441	LCS 2	pH	SM 4500-H+ B	7.01	7.00	100	pH Units
QC12070456	LCS 1	Fluoride	EPA 300.0	1.88	2.00	94	mg/L
QC12070458	LCS 1	Chloride	EPA 300.0	10.3	10.0	103	mg/L
QC12070460	LCS 1	Nitrite Nitrogen	EPA 300.0	0.518	0.500	104	mg/L
QC12070462	LCS 1	Nitrate Nitrogen	EPA 300.0	2.01	2.00	100	mg/L
QC12070466	LCS 1	Sulfate	EPA 300.0	24.3	25.0	97	mg/L
QC12070489	LCS 1	Alkalinity	SM 2320B	101	100	101	mg/L
QC12070489	LCS 2	Alkalinity	SM 2320B	100	100	100	mg/L
QC12070489	LCS 3	Alkalinity	SM 2320B	99.6	100	100	mg/L
QC12070563	LCS 1	Total Dissolved Solids (TDS)	SM 2540C	159	150	106	mg/L
QC12070563	LCS 2	Total Dissolved Solids (TDS)	SM 2540C	155	150	103	mg/L
QC12070685	LCS 1	Aluminum	EPA 200.7	0.978	1.00	98	mg/L
		Barium	EPA 200.7	0.951	1.00	95	mg/L
		Beryllium	EPA 200.7	0.957	1.00	96	mg/L
		Bismuth	EPA 200.7	0.990	1.00	99	mg/L
		Boron	EPA 200.7	0.859	1.00	86	mg/L
		Cadmium	EPA 200.7	0.939	1.00	94	mg/L
		Calcium	EPA 200.7	9.95	10.0	100	mg/L
		Chromium	EPA 200.7	0.936	1.00	94	mg/L
		Cobalt	EPA 200.7	0.929	1.00	93	mg/L
		Copper	EPA 200.7	4.87	5.00	97	mg/L
		Gallium	EPA 200.7	0.969	1.00	97	mg/L
		Iron	EPA 200.7	0.998	1.00	100	mg/L
		Lithium	EPA 200.7	1.01	1.00	101	mg/L
		Magnesium	EPA 200.7	9.64	10.0	96	mg/L
		Manganese	EPA 200.7	0.961	1.00	96	mg/L
		Molybdenum	EPA 200.7	0.944	1.00	94	mg/L
		Nickel	EPA 200.7	4.67	5.00	93	mg/L
		Phosphorus	EPA 200.7	4.42	5.00	88	mg/L
		Potassium	EPA 200.7	10.2	10.0	102	mg/L
		Scandium	EPA 200.7	0.952	1.00	95	mg/L
		Silver	EPA 200.7	0.086	0.090	96	mg/L
		Sodium	EPA 200.7	10.2	10.0	102	mg/L
		Strontium	EPA 200.7	1.00	1.00	100	mg/L
		Tin	EPA 200.7	0.921	1.00	92	mg/L
		Titanium	EPA 200.7	1.01	1.00	101	mg/L
		Vanadium	EPA 200.7	0.943	1.00	94	mg/L
		Zinc	EPA 200.7	0.927	1.00	93	mg/L
QC12070778	LCS 1	Mercury	EPA 200.8	0.001109	0.001	111	mg/L
		Antimony	EPA 200.8	0.0094	0.010	94	mg/L
		Arsenic	EPA 200.8	0.0478	0.050	96	mg/L
		Lead	EPA 200.8	0.0092	0.010	92	mg/L
		Selenium	EPA 200.8	0.0427	0.050	85	mg/L
		Thallium	EPA 200.8	0.0089	0.010	88	mg/L
		Uranium	EPA 200.8	0.0087	0.010	87	mg/L

			Duplicate	Sample	Duplicate	

475 East Greg Street Suite #119
Sparks, NV 89431 (775) 355-0202
EPA Lab ID: NV00925 - ELAP No: 2523

1084 Lamoille Hwy
Elko, NV 89801 (775) 777-9933
EPA Lab ID: NV00926

3230 Polaris Ave #4
Las Vegas, NV 89102 (702) 475-8899
EPA Lab ID: NV00932

QCBatchID	QCType			Sample	Result		Result			
QC12070441	Duplicate	pH	SM 4500-H+ B	1207242-001	7.69		7.71		pH Units	<1%
QC12070441	Duplicate	pH	SM 4500-H+ B	1207264-001	6.69		6.69			%
QC12070441	Duplicate	pH	SM 4500-H+ B	1207264-005	6.81		6.77		pH Units	1 %
QC12070441	Duplicate	pH	SM 4500-H+ B	1207261-003	4.89		4.69	Q	pH Units	4 %
QC12070441	Duplicate	pH	SM 4500-H+ B	1207262-009	3.88		3.83		pH Units	1 %
QC12070489	Duplicate	Bicarbonate (HCO3)	SM 2320B	1207242-001	235		248		mg/L	5 %
		Carbonate (CO3)	SM 2320B	1207242-001	<1.000		<1.000		mg/L	<1%
		Hydroxide (OH)	SM 2320B	1207242-001	<1.000		<1.000		mg/L	<1%
		Total Alkalinity	SM 2320B	1207242-001	193		203		mg/L as CaCO3	5 %
QC12070489	Duplicate	Bicarbonate (HCO3)	SM 2320B	1207264-001	5.51		6.71		mg/L	20 %
		Carbonate (CO3)	SM 2320B	1207264-001	<1.000		<1.000		mg/L	<1%
		Hydroxide (OH)	SM 2320B	1207264-001	<1.000		<1.000		mg/L	<1%
		Total Alkalinity	SM 2320B	1207264-001	5.51		5.51		mg/L as CaCO3	<1%
QC12070489	Duplicate	Bicarbonate (HCO3)	SM 2320B	1207261-003	<1.000		15.2		mg/L	<1%
		Carbonate (CO3)	SM 2320B	1207261-003	<1.000		<1.000		mg/L	<1%
		Hydroxide (OH)	SM 2320B	1207261-003	<1.000		<1.000		mg/L	<1%
		Total Alkalinity	SM 2320B	1207261-003	<1.000		12.5		mg/L as CaCO3	<1%
QC12070489	Duplicate	Bicarbonate (HCO3)	SM 2320B	1207260-001	201		201		mg/L	<1%
		Carbonate (CO3)	SM 2320B	1207260-001	<1.000		<1.000		mg/L	<1%
		Hydroxide (OH)	SM 2320B	1207260-001	<1.000		<1.000		mg/L	<1%
		Total Alkalinity	SM 2320B	1207260-001	165		164		mg/L as CaCO3	<1%
QC12070563	Duplicate	Total Dissolved Solids (TDS)	SM 2540C	1207227-001	416		413		mg/L	1 %
QC12070563	Duplicate	Total Dissolved Solids (TDS)	SM 2540C	1207262-001	73.0		75.0		mg/L	3 %
QC12070563	Duplicate	Total Dissolved Solids (TDS)	SM 2540C	1207262-011	1284		1324		mg/L	3 %
QC12070563	Duplicate	Total Dissolved Solids (TDS)	SM 2540C	1207285-001	4320		4810	Q	mg/L	11 %

QCBatchID	QCType	Parameter	Method	Spike Sample	Sample Result		MS Result	MSD Result	Spike Value	Units	MS % Rec.	MSD % Rec.	RPD
QC12070456	MS 1	Fluoride	EPA 300.0	1207261-001	0.522		2.78	2.79	2.00	mg/L	113	113	<1%
QC12070456	MS 2	Fluoride	EPA 300.0	1207262-008	<0.100	M	3.88	4.56	2.00	mg/L	NC	NC	NC
QC12070458	MS 1	Chloride	EPA 300.0	1207261-001	<1.000		5.11	5.33	5.00	mg/L	100	105	4 %
QC12070458	MS 2	Chloride	EPA 300.0	1207262-008	<1.000		5.54	5.71	5.00	mg/L	106	110	3 %
QC12070460	MS 1	Nitrite Nitrogen	EPA 300.0	1207261-001	<0.025		0.506	0.528	0.500	mg/L	100	104	4 %
QC12070460	MS 2	Nitrite Nitrogen	EPA 300.0	1207262-008	<0.025		0.510	0.544	0.500	mg/L	101	108	6 %
QC12070462	MS 1	Nitrate Nitrogen	EPA 300.0	1207261-001	<1.000		2.00	2.08	2.00	mg/L	98	102	4 %
QC12070462	MS 2	Nitrate Nitrogen	EPA 300.0	1207262-008	<1.000		2.05	2.08	2.00	mg/L	101	102	1 %
QC12070466	MS 1	Sulfate	EPA 300.0	1207261-001	27.2		36.1	36.8	10.0	mg/L	88	96	2 %
QC12070466	MS 2	Sulfate	EPA 300.0	1207262-008	72.9	M	85.2	85.6	10.0	mg/L	NC	NC	NC
QC12070685	MS 1	Aluminum, Dissolved	EPA 200.7	1207318-002	<0.045		0.920	0.933	1.00	mg/L	89	91	1 %
		Barium, Dissolved	EPA 200.7	1207318-002	0.131		1.08	1.09	1.00	mg/L	95	96	1 %
		Beryllium, Dissolved	EPA 200.7	1207318-002	<0.001		0.975	0.972	1.00	mg/L	97	97	<1%
		Bismuth, Dissolved	EPA 200.7	1207318-002	<0.100		0.938	0.947	1.00	mg/L	94	95	1 %
		Boron, Dissolved	EPA 200.7	1207318-002	0.733		1.69	1.70	1.00	mg/L	96	97	1 %
		Cadmium, Dissolved	EPA 200.7	1207318-002	<0.001		0.949	0.944	1.00	mg/L	95	95	1 %
		Calcium, Dissolved	EPA 200.7	1207318-002	87.4	SC	102	103	10.0	mg/L	NC	NC	NC
		Chromium, Dissolved	EPA 200.7	1207318-002	<0.005		0.934	0.936	1.00	mg/L	94	94	<1%
		Cobalt, Dissolved	EPA 200.7	1207318-002	<0.010		0.925	0.923	1.00	mg/L	92	92	<1%

475 East Greg Street Suite #119
Sparks, NV 89431 (775) 355-0202
EPA Lab ID: NV00925 - ELAP No: 2523

1084 Lamoille Hwy
Elko, NV 89801 (775) 777-9933
EPA Lab ID: NV00926

3230 Polaris Ave #4
Las Vegas, NV 89102 (702) 475-8899
EPA Lab ID: NV00932

QCBatchID	QCType	Parameter	Method	Spike Sample	Sample Result		MS Result	MSD Result	Spike Value	Units	MS % Rec.	MSD % Rec.	RPD
		Copper, Dissolved	EPA 200.7	1207318-002	<0.050		4.88	4.88	5.00	mg/L	98	98	<1%
		Gallium, Dissolved	EPA 200.7	1207318-002	<0.100		0.913	0.919	1.00	mg/L	91	92	1 %
		Iron, Dissolved	EPA 200.7	1207318-002	0.493		1.51	1.52	1.00	mg/L	102	103	1 %
		Lithium, Dissolved	EPA 200.7	1207318-002	0.331		1.33	1.33	1.00	mg/L	100	100	<1%
		Magnesium, Dissolved	EPA 200.7	1207318-002	21.0		33.1	33.0	10.0	mg/L	121	120	<1%
		Manganese, Dissolved	EPA 200.7	1207318-002	<0.005		0.934	0.933	1.00	mg/L	95	95	<1%
		Molybdenum, Dissolved	EPA 200.7	1207318-002	0.014		0.960	0.967	1.00	mg/L	95	95	1 %
		Nickel, Dissolved	EPA 200.7	1207318-002	<0.010		4.65	4.63	5.00	mg/L	93	93	<1%
		Phosphorus, Dissolved	EPA 200.7	1207318-002	<0.500		4.68	4.68	5.00	mg/L	95	95	<1%
		Potassium, Dissolved	EPA 200.7	1207318-002	22.1		33.2	33.4	10.0	mg/L	111	113	1 %
		Scandium, Dissolved	EPA 200.7	1207318-002	<0.100		0.949	0.954	1.00	mg/L	95	95	1 %
		Silver, Dissolved	EPA 200.7	1207318-002	<0.005		0.081	0.082	0.090	mg/L	92	93	1 %
		Sodium, Dissolved	EPA 200.7	1207318-002	76.3		88.7	91.0	10.0	mg/L	124	147	3 %
		Strontium, Dissolved	EPA 200.7	1207318-002	0.648		1.63	1.66	1.00	mg/L	98	101	2 %
		Tin, Dissolved	EPA 200.7	1207318-002	<0.100		0.919	0.922	1.00	mg/L	95	96	<1%
		Titanium, Dissolved	EPA 200.7	1207318-002	<0.100		1.01	1.01	1.00	mg/L	101	101	<1%
		Vanadium, Dissolved	EPA 200.7	1207318-002	0.027		0.969	0.974	1.00	mg/L	94	95	1 %
		Zinc, Dissolved	EPA 200.7	1207318-002	<0.010		0.955	0.947	1.00	mg/L	95	95	1 %
QC12070778	MS 1	Uranium, Dissolved	EPA 200.8	1207318-002	<0.0050		0.0096	0.0097	0.010	mg/L	94	95	1 %
		Mercury, Dissolved	EPA 200.8	1207318-002	0.000200		0.001207	0.001133	0.001	mg/L	101	93	6 %
		Antimony, Dissolved	EPA 200.8	1207318-002	0.0058		0.0144	0.0147	0.010	mg/L	86	89	2 %
		Arsenic, Dissolved	EPA 200.8	1207318-002	0.0707		0.1089	0.1082	0.050	mg/L	76	75	1 %
		Lead, Dissolved	EPA 200.8	1207318-002	<0.0025		0.0090	0.0090	0.010	mg/L	90	89	<1%
		Selenium, Dissolved	EPA 200.8	1207318-002	<0.0050	M	0.0278	0.0274	0.050	mg/L	NC	NC	NC
		Thallium, Dissolved	EPA 200.8	1207318-002	<0.0010		0.0087	0.0088	0.010	mg/L	84	86	1 %

475 East Greg Street Suite #119
Sparks, NV 89431 (775) 355-0202
EPA Lab ID: NV00925 - ELAP No: 2523

1084 Lamoille Hwy
Elko, NV 89801 (775) 777-9933
EPA Lab ID: NV00926

3230 Polaris Ave #4
Las Vegas, NV 89102 (702) 475-8899
EPA Lab ID: NV00932

WETLAB
WESTERN ENVIRONMENTAL TESTING LABORATORY
Specializing in Soil, Hazardous Waste and Water Analysis.
475 E. Greg Street #119 | Sparks, Nevada 89431
tel (775) 355-0202 | fax (775) 355-0817 | www.WETLaboratory.com

Lab Number 1207261
Report Due Date: 7/26/12
Page 1 of 1

Client McClelland Laboratories, Inc.
Address 1016 Greg Street
City, State & Zip Sparks, NV 89431
Contact Gene McClelland
Phone 775-356-1300 | Collector's Name Robert
Fax 775-356-8917 | Project Name
P.O. Number | Project Number 3438
Email mli@mettest.com

Turnaround Time: Standard | 5 Day | Other

Billing Address (if different than Client Address):
Company
Address
City, State & Zip
Contact
Phone
Fax
Email

Additional Information

Fax Results	Y	N	To: Client	Billing
Email Results	Y	N	To: Client	Billing
Compliance Monitoring	Y	N		
Fax Results to State EPA	Y	N		

Sample Type Codes

DW = Drinking Water
WW = Wastewater
SW = Surface Water
MW = Monitoring Well
SD = Solid
SO = Soil
HW = Hazardous Waste
OTHER:

SAMPLE ID/LOCATION		DATE	TIME	SAMPLE TYPE	NO. OF CONTAINERS	Profile II w/o Wad	Uranium	Spl. No.
604 673	Wk:76	07/12/12	9:00	WW	2	X	X	1
604 767								2
SRK 0854								3
SRK 0872								4
								5

1207 261 1

Instructions/Comments/Special Requirements:

SAMPLE RECEIPT	DATE	TIME	Samples Relinquished By	Samples Received By
Temperature 26.9 °C	7/12	1575		
Custody Seals Intact? Y N (None)				
Number of Containers 8				

WETLAB'S Standard Terms and Conditions apply unless written agreements specify otherwise. Payment terms are Net 30.

To the maximum extent permitted by law, the Client agrees to limit the liability of WETLAB for the Client's damages to the total compesation received, unless other agreements are made in writing. This limitation shall apply regardless of the cause of action or legal theory pled or asserted.

301.2E

WETLAB
WESTERN ENVIRONMENTAL TESTING LABORATORY

475 E. Greg Street #119 | Sparks, Nevada 89431 | tel (775) 355-0202 | fax (775) 355-0817 | www.WETLaboratory.com

6/29/2012

McClelland Laboratory
1016 Greg Street
Sparks, NV 89431
Attn: Gene McClelland

OrderID: *1206343*

Dear: Gene McClelland

This is to transmit the attached analytical report. The analytical data and information contained therein was generated using specified or selected methods contained in references, such as Standard Methods for the Examination of Water and Wastewater, 18th & 19th editions, Methods for Determination of Organic Compounds in Drinking Water, EPA-600/4-79-020, and Test Methods for Evaluation of Solid Waste, Physical/Chemical Methods (SW846) Third Edition.

The samples were received by WETLAB-Western Environmental Testing Laboratory in good condition on 6/14/2012. Additional comments are located on page 2 of this report.

If you should have any questions or comments regarding this report, please do not hesitate to call.

Sincerely,

Jennifer Delaney
QA Specialist

Western Environmental Testing Laboratory
Report Comments

McClelland Laboratory - 1206343

General Comments

None

Specific Comments

Due to the sample matrix it was necessary to analyze the following at a dilution:
1206343-001 Potassium
1206343-002 Potassium
1206343-003 Iron
1206343-004 Iron
The reporting limits have been adjusted accordingly.

Data Qualifier Legend

B -- Blank contamination; Analyte detected above the method reporting limit in an associated blank

HT -- Sample held beyond the accepted holding time

J -- The reported value is between the laboratory method detection limit and the laboratory practical quantitation limit

M -- Reported value is estimated; The sample matrix interfered with the analysis

N -- There was insufficient sample available to perform a spike and/or duplicate on this analytical batch.

NC -- Not calculated due to matrix interference

Q -- Reported value is estimated; The value failed to meet QC criteria for either precision or accuracy

SC -- Spike recovery not calculated. Sample concentration >4X the spike amount; therefore, the spike could not be adequately recovered.

475 East Greg Street Suite #119
Sparks, NV 89431 (775) 355-0202
EPA Lab ID: NV00925 - ELAP No: 2523

1084 Lamoille Hwy
Elko, NV 89801 (775) 777-9933
EPA Lab ID: NV00926

3230 Polaris Ave #4
Las Vegas, NV 89102 (702) 475-8899
EPA Lab ID: NV00932

Western Environmental Testing Laboratory
Analytical Report

McClelland Laboratory
1016 Greg Street
Sparks, NV 89431
Attn: Gene McClelland
Phone: (775) 356-1300 **Fax:** (775) 356-8917
PO\Project: *3438*

Date Printed: 6/29/2012
OrderID: *1206343*

Customer Sample ID: 604 673 (WK: 72)
WETLAB Sample ID: 1206343-001

Collect Date/Time: 6/14/2012 09:00
Receive Date: 6/14/2012 14:50

PROFILE II

Parameter	Method	Results	Units	Reporting Limit	Date Analyzed
pH	SM 4500-H+ B	5.42	pH Units		6/14/2012
Bicarbonate (HCO3)	SM 2320B	<1.0	mg/L	1.0	6/14/2012
Carbonate (CO3)	SM 2320B	<1.0	mg/L	1.0	6/14/2012
Hydroxide (OH)	SM 2320B	<1.0	mg/L	1.0	6/14/2012
Total Alkalinity	SM 2320B	<1.0	mg/L as CaCO3	1.0	6/14/2012
Chloride	EPA 300.0	<1.00	mg/L	1.00	6/15/2012
Fluoride	EPA 300.0	0.39	mg/L	0.10	6/15/2012
Sulfate	EPA 300.0	23	mg/L	1.5	6/15/2012
Nitrate Nitrogen	EPA 300.0	<1.0	mg/L	1.0	6/15/2012
Nitrite Nitrogen	EPA 300.0	<0.030	mg/L	0.030	6/15/2012
Total Dissolved Solids (TDS)	SM 2540C	35	mg/L	10	6/18/2012
Aluminum	EPA 200.7	0.13	mg/L	0.045	6/21/2012
Barium	EPA 200.7	0.068	mg/L	0.010	6/21/2012
Beryllium	EPA 200.7	<0.0010	mg/L	0.0010	6/21/2012
Bismuth	EPA 200.7	<0.10	mg/L	0.10	6/21/2012
Boron	EPA 200.7	<0.10	mg/L	0.10	6/21/2012
Cadmium	EPA 200.7	<0.0010	mg/L	0.0010	6/21/2012
Calcium	EPA 200.7	7.4	mg/L	0.50	6/21/2012
Chromium	EPA 200.7	<0.0050	mg/L	0.0050	6/21/2012
Cobalt	EPA 200.7	<0.010	mg/L	0.010	6/21/2012
Copper	EPA 200.7	0.77	mg/L	0.050	6/21/2012
Gallium	EPA 200.7	<0.10	mg/L	0.10	6/21/2012
Iron	EPA 200.7	<0.010	mg/L	0.010	6/21/2012
Lithium	EPA 200.7	<0.10	mg/L	0.10	6/21/2012
Magnesium	EPA 200.7	1.0	mg/L	0.50	6/21/2012
Manganese	EPA 200.7	0.041	mg/L	0.0050	6/21/2012
Molybdenum	EPA 200.7	<0.010	mg/L	0.010	6/21/2012

475 East Greg Street Suite #119
Sparks, NV 89431 (775) 355-0202
EPA Lab ID: NV00925 - ELAP No: 2523

1084 Lamoille Hwy
Elko, NV 89801 (775) 777-9933
EPA Lab ID: NV00926

3230 Polaris Ave #4
Las Vegas, NV 89102 (702) 475-8899
EPA Lab ID: NV00932

Customer Sample ID: 604 673 (WK: 72)
WETLAB Sample ID: 1206343-001

Collect Date/Time: 6/14/2012 09:00
Receive Date: 6/14/2012 14:50

PROFILE II

Parameter	Method	Results	Units	Reporting Limit	Date Analyzed
Nickel	EPA 200.7	<0.010	mg/L	0.010	6/21/2012
Phosphorus	EPA 200.7	<0.50	mg/L	0.50	6/21/2012
Potassium	EPA 200.7	<2.5	mg/L	2.5	6/21/2012
Scandium	EPA 200.7	<0.10	mg/L	0.10	6/21/2012
Silver	EPA 200.7	<0.0050	mg/L	0.0050	6/21/2012
Sodium	EPA 200.7	<0.50	mg/L	0.50	6/21/2012
Strontium	EPA 200.7	<0.10	mg/L	0.10	6/21/2012
Tin	EPA 200.7	<0.10	mg/L	0.10	6/21/2012
Titanium	EPA 200.7	<0.10	mg/L	0.10	6/21/2012
Vanadium	EPA 200.7	<0.010	mg/L	0.010	6/21/2012
Zinc	EPA 200.7	0.044	mg/L	0.010	6/21/2012
Mercury	EPA 200.8	<0.00010	mg/L	0.00010	6/21/2012
Antimony	EPA 200.8	<0.0025	mg/L	0.0025	6/21/2012
Arsenic	EPA 200.8	<0.0050	mg/L	0.0050	6/21/2012
Lead	EPA 200.8	0.0034	mg/L	0.0025	6/21/2012
Selenium	EPA 200.8	<0.0050	mg/L	0.0050	6/21/2012
Thallium	EPA 200.8	<0.0010	mg/L	0.0010	6/21/2012
Uranium	EPA 200.8	0.0078	mg/L	0.0050	6/21/2012
Anions	Calculation	0.50	meq/L	0.10	
Cations	Calculation	0.49	meq/L	0.10	
Error	Calculation	<1.0	%	1.0	

Customer Sample ID: 604 767(WK:72)
WETLAB Sample ID: 1206343-002

Collect Date/Time: 6/14/2012 09:00
Receive Date: 6/14/2012 14:50

PROFILE II

Parameter	Method	Results	Units	Reporting Limit	Date Analyzed
pH	SM 4500-H+ B	7.54	pH Units		6/14/2012
Bicarbonate (HCO3)	SM 2320B	43	mg/L	1.0	6/14/2012
Carbonate (CO3)	SM 2320B	<1.0	mg/L	1.0	6/14/2012
Hydroxide (OH)	SM 2320B	<1.0	mg/L	1.0	6/14/2012
Total Alkalinity	SM 2320B	35	mg/L as CaCO3	1.0	6/14/2012
Chloride	EPA 300.0	<1.00	mg/L	1.00	6/15/2012
Fluoride	EPA 300.0	1.6	mg/L	0.10	6/15/2012
Sulfate	EPA 300.0	22	mg/L	1.5	6/15/2012
Nitrate Nitrogen	EPA 300.0	<1.0	mg/L	1.0	6/15/2012
Nitrite Nitrogen	EPA 300.0	<0.030	mg/L	0.030	6/15/2012
Total Dissolved Solids (TDS)	SM 2540C	62	mg/L	10	6/18/2012
Aluminum	EPA 200.7	<0.045	mg/L	0.045	6/21/2012

475 East Greg Street Suite #119
Sparks, NV 89431 (775) 355-0202
EPA Lab ID: NV00925 - ELAP No: 2523

1084 Lamoille Hwy
Elko, NV 89801 (775) 777-9933
EPA Lab ID: NV00926

3230 Polaris Ave #4
Las Vegas, NV 89102 (702) 475-8899
EPA Lab ID: NV00932

Customer Sample ID: 604 767(WK:72)
WETLAB Sample ID: 1206343-002

Collect Date/Time: 6/14/2012 09:00
Receive Date: 6/14/2012 14:50

PROFILE II

Parameter	Method	Results	Units	Reporting Limit	Date Analyzed
Barium	EPA 200.7	0.052	mg/L	0.010	6/21/2012
Beryllium	EPA 200.7	<0.0010	mg/L	0.0010	6/21/2012
Bismuth	EPA 200.7	<0.10	mg/L	0.10	6/21/2012
Boron	EPA 200.7	<0.10	mg/L	0.10	6/21/2012
Cadmium	EPA 200.7	<0.0010	mg/L	0.0010	6/21/2012
Calcium	EPA 200.7	17	mg/L	0.50	6/21/2012
Chromium	EPA 200.7	<0.0050	mg/L	0.0050	6/21/2012
Cobalt	EPA 200.7	<0.010	mg/L	0.010	6/21/2012
Copper	EPA 200.7	<0.050	mg/L	0.050	6/21/2012
Gallium	EPA 200.7	<0.10	mg/L	0.10	6/21/2012
Iron	EPA 200.7	<0.010	mg/L	0.010	6/21/2012
Lithium	EPA 200.7	<0.10	mg/L	0.10	6/21/2012
Magnesium	EPA 200.7	5.4	mg/L	0.50	6/21/2012
Manganese	EPA 200.7	0.14	mg/L	0.0050	6/21/2012
Molybdenum	EPA 200.7	<0.010	mg/L	0.010	6/21/2012
Nickel	EPA 200.7	<0.010	mg/L	0.010	6/21/2012
Phosphorus	EPA 200.7	<0.50	mg/L	0.50	6/21/2012
Potassium	EPA 200.7	<2.5	mg/L	2.5	6/21/2012
Scandium	EPA 200.7	<0.10	mg/L	0.10	6/21/2012
Silver	EPA 200.7	<0.0050	mg/L	0.0050	6/21/2012
Sodium	EPA 200.7	<0.50	mg/L	0.50	6/21/2012
Strontium	EPA 200.7	0.14	mg/L	0.10	6/21/2012
Tin	EPA 200.7	<0.10	mg/L	0.10	6/21/2012
Titanium	EPA 200.7	<0.10	mg/L	0.10	6/21/2012
Vanadium	EPA 200.7	<0.010	mg/L	0.010	6/21/2012
Zinc	EPA 200.7	0.011	mg/L	0.010	6/21/2012
Mercury	EPA 200.8	<0.00010	mg/L	0.00010	6/21/2012
Antimony	EPA 200.8	<0.0025	mg/L	0.0025	6/21/2012
Arsenic	EPA 200.8	<0.0050	mg/L	0.0050	6/21/2012
Lead	EPA 200.8	<0.0025	mg/L	0.0025	6/21/2012
Selenium	EPA 200.8	<0.0050	mg/L	0.0050	6/21/2012
Thallium	EPA 200.8	<0.0010	mg/L	0.0010	6/21/2012
Uranium	EPA 200.8	<0.0050	mg/L	0.0050	6/21/2012
Anions	Calculation	1.25	meq/L	0.10	
Cations	Calculation	1.30	meq/L	0.10	
Error	Calculation	2.0	%	1.0	

475 East Greg Street Suite #119
Sparks, NV 89431 (775) 355-0202
EPA Lab ID: NV00925 - ELAP No: 2523

1084 Lamoille Hwy
Elko, NV 89801 (775) 777-9933
EPA Lab ID: NV00926

3230 Polaris Ave #4
Las Vegas, NV 89102 (702) 475-8899
EPA Lab ID: NV00932

Customer Sample ID: SRK 0854 (WK:72)
WETLAB Sample ID: 1206343-003

Collect Date/Time: 6/14/2012 09:00
Receive Date: 6/14/2012 14:50

PROFILE II

Parameter	Method	Results	Units	Reporting Limit	Date Analyzed
pH	SM 4500-H+ B	4.74	pH Units		6/14/2012
Bicarbonate (HCO3)	SM 2320B	<1.0	mg/L	1.0	6/14/2012
Carbonate (CO3)	SM 2320B	<1.0	mg/L	1.0	6/14/2012
Hydroxide (OH)	SM 2320B	<1.0	mg/L	1.0	6/14/2012
Total Alkalinity	SM 2320B	<1.0	mg/L as CaCO3	1.0	6/14/2012
Chloride	EPA 300.0	<1.00	mg/L	1.00	6/15/2012
Fluoride	EPA 300.0	0.29	mg/L	0.10	6/15/2012
Sulfate	EPA 300.0	79	mg/L	1.5	6/15/2012
Nitrate Nitrogen	EPA 300.0	<1.0	mg/L	1.0	6/15/2012
Nitrite Nitrogen	EPA 300.0	<0.030	mg/L	0.030	6/15/2012
Total Dissolved Solids (TDS)	SM 2540C	100	mg/L	10	6/18/2012
Aluminum	EPA 200.7	0.071	mg/L	0.045	6/21/2012
Barium	EPA 200.7	0.030	mg/L	0.010	6/21/2012
Beryllium	EPA 200.7	<0.0010	mg/L	0.0010	6/21/2012
Bismuth	EPA 200.7	<0.10	mg/L	0.10	6/21/2012
Boron	EPA 200.7	<0.10	mg/L	0.10	6/21/2012
Cadmium	EPA 200.7	<0.0010	mg/L	0.0010	6/21/2012
Calcium	EPA 200.7	4.7	mg/L	0.50	6/21/2012
Chromium	EPA 200.7	<0.0050	mg/L	0.0050	6/21/2012
Cobalt	EPA 200.7	<0.010	mg/L	0.010	6/21/2012
Copper	EPA 200.7	34	mg/L	0.050	6/21/2012
Gallium	EPA 200.7	<0.10	mg/L	0.10	6/21/2012
Iron	EPA 200.7	<0.050	mg/L	0.050	6/21/2012
Lithium	EPA 200.7	<0.10	mg/L	0.10	6/21/2012
Magnesium	EPA 200.7	<0.50	mg/L	0.50	6/21/2012
Manganese	EPA 200.7	0.076	mg/L	0.0050	6/21/2012
Molybdenum	EPA 200.7	<0.010	mg/L	0.010	6/21/2012
Nickel	EPA 200.7	<0.010	mg/L	0.010	6/21/2012
Phosphorus	EPA 200.7	<0.50	mg/L	0.50	6/21/2012
Potassium	EPA 200.7	<0.50	mg/L	0.50	6/21/2012
Scandium	EPA 200.7	<0.10	mg/L	0.10	6/21/2012
Silver	EPA 200.7	<0.0050	mg/L	0.0050	6/21/2012
Sodium	EPA 200.7	<0.50	mg/L	0.50	6/21/2012
Strontium	EPA 200.7	<0.10	mg/L	0.10	6/21/2012
Tin	EPA 200.7	<0.10	mg/L	0.10	6/21/2012
Titanium	EPA 200.7	<0.10	mg/L	0.10	6/21/2012
Vanadium	EPA 200.7	<0.010	mg/L	0.010	6/21/2012
Zinc	EPA 200.7	0.16	mg/L	0.010	6/21/2012

475 East Greg Street Suite #119
Sparks, NV 89431 (775) 355-0202
EPA Lab ID: NV00925 - ELAP No: 2523

1084 Lamoille Hwy
Elko, NV 89801 (775) 777-9933
EPA Lab ID: NV00926

3230 Polaris Ave #4
Las Vegas, NV 89102 (702) 475-8899
EPA Lab ID: NV00932

Customer Sample ID: SRK 0854 (WK:72)
WETLAB Sample ID: 1206343-003

Collect Date/Time: 6/14/2012 09:00
Receive Date: 6/14/2012 14:50

PROFILE II

Parameter	Method	Results	Units	Reporting Limit	Date Analyzed
Mercury	EPA 200.8	<0.00010	mg/L	0.00010	6/21/2012
Antimony	EPA 200.8	<0.0025	mg/L	0.0025	6/21/2012
Arsenic	EPA 200.8	<0.0050	mg/L	0.0050	6/21/2012
Lead	EPA 200.8	0.0059	mg/L	0.0025	6/21/2012
Selenium	EPA 200.8	<0.0050	mg/L	0.0050	6/21/2012
Thallium	EPA 200.8	<0.0010	mg/L	0.0010	6/21/2012
Uranium	EPA 200.8	<0.0050	mg/L	0.0050	6/21/2012
Anions	Calculation	1.66	meq/L	0.10	
Cations	Calculation	1.32	meq/L	0.10	
Error	Calculation	11	%	1.0	

Customer Sample ID: SRK 0872 (WK:72)
WETLAB Sample ID: 1206343-004

Collect Date/Time: 6/14/2012 09:00
Receive Date: 6/14/2012 14:50

PROFILE II

Parameter	Method	Results	Q	Units	Reporting Limit	Date Analyzed
pH	SM 4500-H+ B	6.67	Q	pH Units		6/14/2012
Bicarbonate (HCO3)	SM 2320B	5.2		mg/L	1.0	6/14/2012
Carbonate (CO3)	SM 2320B	<1.0		mg/L	1.0	6/14/2012
Hydroxide (OH)	SM 2320B	<1.0		mg/L	1.0	6/14/2012
Total Alkalinity	SM 2320B	4.2		mg/L as CaCO3	1.0	6/14/2012
Chloride	EPA 300.0	<1.00		mg/L	1.00	6/15/2012
Fluoride	EPA 300.0	0.38		mg/L	0.10	6/15/2012
Sulfate	EPA 300.0	31		mg/L	1.5	6/15/2012
Nitrate Nitrogen	EPA 300.0	<1.0		mg/L	1.0	6/15/2012
Nitrite Nitrogen	EPA 300.0	<0.030		mg/L	0.030	6/15/2012
Total Dissolved Solids (TDS)	SM 2540C	68		mg/L	10	6/18/2012
Aluminum	EPA 200.7	<0.045		mg/L	0.045	6/21/2012
Barium	EPA 200.7	0.020		mg/L	0.010	6/21/2012
Beryllium	EPA 200.7	<0.0010		mg/L	0.0010	6/21/2012
Bismuth	EPA 200.7	<0.10		mg/L	0.10	6/21/2012
Boron	EPA 200.7	<0.10		mg/L	0.10	6/21/2012
Cadmium	EPA 200.7	<0.0010		mg/L	0.0010	6/21/2012
Calcium	EPA 200.7	12		mg/L	0.50	6/21/2012
Chromium	EPA 200.7	<0.0050		mg/L	0.0050	6/21/2012
Cobalt	EPA 200.7	<0.010		mg/L	0.010	6/21/2012
Copper	EPA 200.7	<0.050		mg/L	0.050	6/21/2012
Gallium	EPA 200.7	<0.10		mg/L	0.10	6/21/2012
Iron	EPA 200.7	<0.050		mg/L	0.050	6/21/2012

475 East Greg Street Suite #119
Sparks, NV 89431 (775) 355-0202
EPA Lab ID: NV00925 - ELAP No: 2523

1084 Lamoille Hwy
Elko, NV 89801 (775) 777-9933
EPA Lab ID: NV00926

3230 Polaris Ave #4
Las Vegas, NV 89102 (702) 475-8899
EPA Lab ID: NV00932

Customer Sample ID: SRK 0872 (WK:72)
WETLAB Sample ID: 1206343-004

Collect Date/Time: 6/14/2012 09:00
Receive Date: 6/14/2012 14:50

PROFILE II

Parameter	Method	Results	Units	Reporting Limit	Date Analyzed
Lithium	EPA 200.7	<0.10	mg/L	0.10	6/21/2012
Magnesium	EPA 200.7	0.84	mg/L	0.50	6/21/2012
Manganese	EPA 200.7	<0.0050	mg/L	0.0050	6/21/2012
Molybdenum	EPA 200.7	0.098	mg/L	0.010	6/21/2012
Nickel	EPA 200.7	<0.010	mg/L	0.010	6/21/2012
Phosphorus	EPA 200.7	<0.50	mg/L	0.50	6/21/2012
Potassium	EPA 200.7	<0.50	mg/L	0.50	6/21/2012
Scandium	EPA 200.7	<0.10	mg/L	0.10	6/21/2012
Silver	EPA 200.7	<0.0050	mg/L	0.0050	6/21/2012
Sodium	EPA 200.7	<0.50	mg/L	0.50	6/21/2012
Strontium	EPA 200.7	<0.10	mg/L	0.10	6/21/2012
Tin	EPA 200.7	<0.10	mg/L	0.10	6/21/2012
Titanium	EPA 200.7	<0.10	mg/L	0.10	6/21/2012
Vanadium	EPA 200.7	<0.010	mg/L	0.010	6/21/2012
Zinc	EPA 200.7	<0.010	mg/L	0.010	6/21/2012
Mercury	EPA 200.8	<0.00010	mg/L	0.00010	6/21/2012
Antimony	EPA 200.8	<0.0025	mg/L	0.0025	6/21/2012
Arsenic	EPA 200.8	<0.0050	mg/L	0.0050	6/21/2012
Lead	EPA 200.8	<0.0025	mg/L	0.0025	6/21/2012
Selenium	EPA 200.8	<0.0050	mg/L	0.0050	6/21/2012
Thallium	EPA 200.8	<0.0010	mg/L	0.0010	6/21/2012
Uranium	EPA 200.8	<0.0050	mg/L	0.0050	6/21/2012
Anions	Calculation	0.75	meq/L	0.10	
Cations	Calculation	0.67	meq/L	0.10	
Error	Calculation	5.8	%	1.0	

475 East Greg Street Suite #119
Sparks, NV 89431 (775) 355-0202
EPA Lab ID: NV00925 - ELAP No: 2523

1084 Lamoille Hwy
Elko, NV 89801 (775) 777-9933
EPA Lab ID: NV00926

3230 Polaris Ave #4
Las Vegas, NV 89102 (702) 475-8899
EPA Lab ID: NV00932

Western Environmental Testing Laboratory
QC Report

QCBatchID	QCType	Parameter	Method	Result	Units
QC12060561	Blank 1	Fluoride	EPA 300.0	<0.10	mg/L
QC12060561	Blank 2	Fluoride	EPA 300.0	<0.10	mg/L
QC12060561	Blank 3	Fluoride	EPA 300.0	<0.10	mg/L
QC12060563	Blank 1	Chloride	EPA 300.0	<1.0	mg/L
QC12060563	Blank 2	Chloride	EPA 300.0	<1.0	mg/L
QC12060563	Blank 3	Chloride	EPA 300.0	<1.0	mg/L
QC12060565	Blank 1	Nitrite Nitrogen	EPA 300.0	<0.025	mg/L
QC12060565	Blank 2	Nitrite Nitrogen	EPA 300.0	<0.025	mg/L
QC12060565	Blank 3	Nitrite Nitrogen	EPA 300.0	<0.025	mg/L
QC12060567	Blank 1	Nitrate Nitrogen	EPA 300.0	<1.0	mg/L
QC12060567	Blank 2	Nitrate Nitrogen	EPA 300.0	<1.0	mg/L
QC12060567	Blank 3	Nitrate Nitrogen	EPA 300.0	<1.0	mg/L
QC12060569	Blank 1	Sulfate	EPA 300.0	<1.0	mg/L
QC12060569	Blank 2	Sulfate	EPA 300.0	<1.0	mg/L
QC12060569	Blank 3	Sulfate	EPA 300.0	<1.0	mg/L
QC12060695	Blank 1	Total Dissolved Solids (TDS)	SM 2540C	<10	mg/L
QC12060695	Blank 2	Total Dissolved Solids (TDS)	SM 2540C	<10	mg/L
QC12060747	Blank 1	Aluminum	EPA 200.7	<0.045	mg/L
		Barium	EPA 200.7	<0.010	mg/L
		Beryllium	EPA 200.7	<0.0010	mg/L
		Bismuth	EPA 200.7	<0.10	mg/L
		Boron	EPA 200.7	<0.100	mg/L
		Cadmium	EPA 200.7	<0.0010	mg/L
		Calcium	EPA 200.7	<0.50	mg/L
		Chromium	EPA 200.7	<0.0050	mg/L
		Cobalt	EPA 200.7	<0.010	mg/L
		Copper	EPA 200.7	<0.050	mg/L
		Gallium	EPA 200.7	<0.10	mg/L
		Iron	EPA 200.7	<0.010	mg/L
		Lithium	EPA 200.7	<0.10	mg/L
		Magnesium	EPA 200.7	<0.50	mg/L
		Manganese	EPA 200.7	<0.0050	mg/L
		Molybdenum	EPA 200.7	<0.010	mg/L
		Nickel	EPA 200.7	<0.010	mg/L
		Phosphorus	EPA 200.7	<0.50	mg/L
		Potassium	EPA 200.7	<0.50	mg/L
		Scandium	EPA 200.7	<0.10	mg/L
		Silver	EPA 200.7	<0.0050	mg/L
		Sodium	EPA 200.7	<0.50	mg/L
		Strontium	EPA 200.7	<0.10	mg/L
		Tin	EPA 200.7	<0.10	mg/L
		Titanium	EPA 200.7	<0.10	mg/L
		Vanadium	EPA 200.7	<0.010	mg/L
		Zinc	EPA 200.7	<0.010	mg/L
QC12060783	Blank 1	Mercury	EPA 200.8	<0.00010	mg/L
		Antimony	EPA 200.8	<0.0025	mg/L
		Arsenic	EPA 200.8	<0.0050	mg/L

475 East Greg Street Suite #119
Sparks, NV 89431 (775) 355-0202
EPA Lab ID: NV00925 - ELAP No: 2523

1084 Lamoille Hwy
Elko, NV 89801 (775) 777-9933
EPA Lab ID: NV00926

3230 Polaris Ave #4
Las Vegas, NV 89102 (702) 475-8899
EPA Lab ID: NV00932

QCBatchID	QCType	Parameter	Method	Result	Units
		Lead	EPA 200.8	<0.0025	mg/L
		Selenium	EPA 200.8	<0.0050	mg/L
		Thallium	EPA 200.8	<0.0010	mg/L
		Uranium	EPA 200.8	<0.0050	mg/L

QCBatchID	QCType	Parameter	Method	Result	Actual	% Recovery	Units
QC12060504	LCS 1	pH	SM 4500-H+ B	6.99	7.00	100	pH Units
QC12060504	LCS 2	pH	SM 4500-H+ B	7.00	7.00	100	pH Units
QC12060504	LCS 3	pH	SM 4500-H+ B	7.00	7.00	100	pH Units
QC12060506	LCS 1	Alkalinity	SM 2320B	99.0	100	99	mg/L
QC12060506	LCS 2	Alkalinity	SM 2320B	101	100	101	mg/L
QC12060561	LCS 1	Fluoride	EPA 300.0	1.91	2.00	96	mg/L
QC12060563	LCS 1	Chloride	EPA 300.0	10.3	10.0	103	mg/L
QC12060565	LCS 1	Nitrite Nitrogen	EPA 300.0	0.505	0.500	101	mg/L
QC12060567	LCS 1	Nitrate Nitrogen	EPA 300.0	1.98	2.00	99	mg/L
QC12060569	LCS 1	Sulfate	EPA 300.0	24.3	25.0	97	mg/L
QC12060695	LCS 1	Total Dissolved Solids (TDS)	SM 2540C	148	150	99	mg/L
QC12060695	LCS 2	Total Dissolved Solids (TDS)	SM 2540C	147	150	98	mg/L
QC12060747	LCS 1	Aluminum	EPA 200.7	1.06	1.00	106	mg/L
		Barium	EPA 200.7	1.11	1.00	111	mg/L
		Beryllium	EPA 200.7	1.12	1.00	112	mg/L
		Bismuth	EPA 200.7	1.09	1.00	109	mg/L
		Boron	EPA 200.7	1.01	1.00	101	mg/L
		Cadmium	EPA 200.7	1.15	1.00	115	mg/L
		Calcium	EPA 200.7	10.7	10.0	107	mg/L
		Chromium	EPA 200.7	1.09	1.00	109	mg/L
		Cobalt	EPA 200.7	1.12	1.00	112	mg/L
		Copper	EPA 200.7	5.34	5.00	107	mg/L
		Gallium	EPA 200.7	1.08	1.00	108	mg/L
		Iron	EPA 200.7	1.04	1.00	104	mg/L
		Lithium	EPA 200.7	1.02	1.00	102	mg/L
		Magnesium	EPA 200.7	10.9	10.0	109	mg/L
		Manganese	EPA 200.7	1.10	1.00	110	mg/L
		Molybdenum	EPA 200.7	1.11	1.00	111	mg/L
		Nickel	EPA 200.7	5.65	5.00	113	mg/L
		Phosphorus	EPA 200.7	5.66	5.00	113	mg/L
		Potassium	EPA 200.7	10.2	10.0	102	mg/L
		Scandium	EPA 200.7	1.07	1.00	107	mg/L
		Silver	EPA 200.7	0.096	0.090	107	mg/L
		Sodium	EPA 200.7	10.4	10.0	104	mg/L
		Strontium	EPA 200.7	1.04	1.00	104	mg/L
		Tin	EPA 200.7	1.09	1.00	109	mg/L
		Titanium	EPA 200.7	1.00	1.00	100	mg/L
		Vanadium	EPA 200.7	1.11	1.00	111	mg/L
		Zinc	EPA 200.7	1.02	1.00	102	mg/L
QC12060783	LCS 1	Mercury	EPA 200.8		0.001		mg/L
		Antimony	EPA 200.8	0.0098	0.010	98	mg/L
		Arsenic	EPA 200.8	0.0505	0.050	101	mg/L
		Lead	EPA 200.8	0.0099	0.010	99	mg/L
		Selenium	EPA 200.8	0.0466	0.050	93	mg/L
		Thallium	EPA 200.8	0.0097	0.010	97	mg/L
		Uranium	EPA 200.8	0.0094	0.010	94	mg/L

			Duplicate	Sample	Duplicate	

475 East Greg Street Suite #119
Sparks, NV 89431 (775) 355-0202
EPA Lab ID: NV00925 - ELAP No: 2523

1084 Lamoille Hwy
Elko, NV 89801 (775) 777-9933
EPA Lab ID: NV00926

3230 Polaris Ave #4
Las Vegas, NV 89102 (702) 475-8899
EPA Lab ID: NV00932

QCBatchID	QCType			Sample	Result	Result			
QC12060504	Duplicate	pH	SM 4500-H+ B	1206326-001	7.22	7.34	Q	pH Units	2 %
QC12060504	Duplicate	pH	SM 4500-H+ B	1206343-004	6.67	6.54	Q	pH Units	2 %
QC12060504	Duplicate	pH	SM 4500-H+ B	1206341-009	3.96	3.91		pH Units	1 %
QC12060504	Duplicate	pH	SM 4500-H+ B	1206312-006	7.58	7.58		pH Units	<1%
QC12060504	Duplicate	pH	SM 4500-H+ B	1206334-003	6.58	6.57		pH Units	<1%
QC12060506	Duplicate	Bicarbonate (HCO3)	SM 2320B	1206326-001	144	144		mg/L	<1%
		Carbonate (CO3)	SM 2320B	1206326-001	<1.000	<1.000		mg/L	<1%
		Hydroxide (OH)	SM 2320B	1206326-001	<1.000	<1.000		mg/L	<1%
		Total Alkalinity	SM 2320B	1206326-001	118	118		mg/L as CaCO3	<1%
QC12060506	Duplicate	Bicarbonate (HCO3)	SM 2320B	1206343-004	5.16	5.16		mg/L	<1%
		Carbonate (CO3)	SM 2320B	1206343-004	<1.000	<1.000		mg/L	<1%
		Hydroxide (OH)	SM 2320B	1206343-004	<1.000	<1.000		mg/L	<1%
		Total Alkalinity	SM 2320B	1206343-004	4.23	4.23		mg/L as CaCO3	<1%
QC12060506	Duplicate	Bicarbonate (HCO3)	SM 2320B	1206312-002	181	186		mg/L	3 %
		Carbonate (CO3)	SM 2320B	1206312-002	<1.000	<1.000		mg/L	<1%
		Hydroxide (OH)	SM 2320B	1206312-002	<1.000	<1.000		mg/L	<1%
		Total Alkalinity	SM 2320B	1206312-002	148	152		mg/L as CaCO3	3 %
QC12060506	Duplicate	Bicarbonate (HCO3)	SM 2320B	1206312-006	252	251		mg/L	1 %
		Carbonate (CO3)	SM 2320B	1206312-006	<1.000	<1.000		mg/L	<1%
		Hydroxide (OH)	SM 2320B	1206312-006	<1.000	<1.000		mg/L	<1%
		Total Alkalinity	SM 2320B	1206312-006	207	205		mg/L as CaCO3	1 %
QC12060506	Duplicate	Bicarbonate (HCO3)	SM 2320B	1206334-003	33.4	33.1		mg/L	1 %
		Carbonate (CO3)	SM 2320B	1206334-003	<1.000	<1.000		mg/L	<1%
		Hydroxide (OH)	SM 2320B	1206334-003	<1.000	<1.000		mg/L	<1%
		Total Alkalinity	SM 2320B	1206334-003	27.4	27.2		mg/L as CaCO3	1 %
QC12060695	Duplicate	Total Dissolved Solids (TDS)	SM 2540C	1206333-001	24.0	24.0		mg/L	<1%
QC12060695	Duplicate	Total Dissolved Solids (TDS)	SM 2540C	1206341-006	598	594		mg/L	1 %
QC12060695	Duplicate	Total Dissolved Solids (TDS)	SM 2540C	1206350-001	349	352		mg/L	%
QC12060695	Duplicate	Total Dissolved Solids (TDS)	SM 2540C	1206356-001	6310	6310		mg/L	<1%

QCBatchID	QCType	Parameter	Method	Spike Sample	Sample Result		MS Result	MSD Result	Spike Value	Units	MS % Rec.	MSD % Rec.	RPD
QC12060561	MS 1	Fluoride	EPA 300.0	1206341-002	<0.100		2.03	2.16	2.00	mg/L	100	106	6 %
QC12060561	MS 2	Fluoride	EPA 300.0	1206331-001	0.506		10.6	10.5	2.00	mg/L	100	100	1 %
QC12060563	MS 1	Chloride	EPA 300.0	1206341-002	<1.000		5.20	5.21	5.00	mg/L	103	103	<1%
QC12060563	MS 2	Chloride	EPA 300.0	1206341-009	<1.000		5.31	5.49	5.00	mg/L	105	108	3 %
QC12060565	MS 1	Nitrite Nitrogen	EPA 300.0	1206341-002	<0.030		0.510	0.510	0.500	mg/L	101	101	<1%
QC12060565	MS 2	Nitrite Nitrogen	EPA 300.0	1206341-009	<0.030		0.490	0.507	0.500	mg/L	96	100	3 %
QC12060567	MS 1	Nitrate Nitrogen	EPA 300.0	1206341-002	<1.000		2.04	2.05	2.00	mg/L	100	101	<1%
QC12060567	MS 2	Nitrate Nitrogen	EPA 300.0	1206341-009	<1.000		2.05	2.12	2.00	mg/L	101	104	3 %
QC12060569	MS 1	Sulfate	EPA 300.0	1206341-009	64.9	M	71.8	72.7	10.0	mg/L	NC	NC	NC
QC12060569	MS 2	Sulfate	EPA 300.0	1206334-007	<1.500		10.8	11.4	10.0	mg/L	103	109	5 %
QC12060747	MS 1	Aluminum	EPA 200.7	1206327-001	<0.045		1.09	1.08	1.00	mg/L	107	106	1 %
		Barium	EPA 200.7	1206327-001	<0.010		1.13	1.13	1.00	mg/L	112	112	<1%
		Beryllium	EPA 200.7	1206327-001	<0.001		1.14	1.12	1.00	mg/L	114	112	2 %
		Bismuth	EPA 200.7	1206327-001	<0.100		1.11	1.10	1.00	mg/L	110	109	1 %

475 East Greg Street Suite #119
Sparks, NV 89431 (775) 355-0202
EPA Lab ID: NV00925 - ELAP No: 2523

1084 Lamoille Hwy
Elko, NV 89801 (775) 777-9933
EPA Lab ID: NV00926

3230 Polaris Ave #4
Las Vegas, NV 89102 (702) 475-8899
EPA Lab ID: NV00932

QCBatchID	QCType	Parameter	Method	Spike Sample	Sample Result	MS Result	MSD Result	Spike Value	Units	MS % Rec.	MSD % Rec.	RPD
		Boron	EPA 200.7	1206327-001	<0.100	1.04	1.03	1.00	mg/L	105	104	1 %
		Cadmium	EPA 200.7	1206327-001	0.001	1.18	1.16	1.00	mg/L	118	116	2 %
		Calcium	EPA 200.7	1206327-001	2.61	13.1	13.2	10.0	mg/L	105	106	1 %
		Chromium	EPA 200.7	1206327-001	<0.005	1.11	1.10	1.00	mg/L	111	110	1 %
		Cobalt	EPA 200.7	1206327-001	<0.010	1.14	1.13	1.00	mg/L	114	113	1 %
		Copper	EPA 200.7	1206327-001	<0.050	5.37	5.34	5.00	mg/L	107	107	1 %
		Gallium	EPA 200.7	1206327-001	<0.100	1.09	1.09	1.00	mg/L	109	109	<1%
		Iron	EPA 200.7	1206327-001	<0.050	1.08	1.08	1.00	mg/L	105	105	<1%
		Lithium	EPA 200.7	1206327-001	<0.100	1.01	1.02	1.00	mg/L	100	101	1 %
		Magnesium	EPA 200.7	1206327-001	0.508	11.6	11.5	10.0	mg/L	111	110	1 %
		Manganese	EPA 200.7	1206327-001	0.022	1.13	1.12	1.00	mg/L	111	110	1 %
		Molybdenum	EPA 200.7	1206327-001	<0.010	1.11	1.11	1.00	mg/L	111	111	<1%
		Nickel	EPA 200.7	1206327-001	<0.010	5.74	5.67	5.00	mg/L	115	113	1 %
		Phosphorus	EPA 200.7	1206327-001	<0.500	5.82	5.73	5.00	mg/L	116	114	2 %
		Potassium	EPA 200.7	1206327-001	0.535	11.0	11.1	10.0	mg/L	105	106	1 %
		Scandium	EPA 200.7	1206327-001	<0.100	1.08	1.07	1.00	mg/L	108	107	1 %
		Silver	EPA 200.7	1206327-001	<0.005	0.095	0.100	0.090	mg/L	106	111	5 %
		Sodium	EPA 200.7	1206327-001	2.41	12.3	12.4	10.0	mg/L	99	100	1 %
		Strontium	EPA 200.7	1206327-001	<0.100	1.03	1.03	1.00	mg/L	101	101	<1%
		Tin	EPA 200.7	1206327-001	<0.100	1.13	1.11	1.00	mg/L	113	111	2 %
		Titanium	EPA 200.7	1206327-001	<0.100	1.02	1.01	1.00	mg/L	102	101	1 %
		Vanadium	EPA 200.7	1206327-001	<0.010	1.12	1.11	1.00	mg/L	112	111	1 %
		Zinc	EPA 200.7	1206327-001	0.058	1.27	1.25	1.00	mg/L	121	119	2 %
QC12060783	MS 1	Mercury	EPA 200.8	1206327-001	0.001158	0.002043	0.002096	0.001	mg/L	88	94	3 %
		Antimony	EPA 200.8	1206327-001	<0.0025	0.0101	0.0106	0.010	mg/L	94	98	5 %
		Arsenic	EPA 200.8	1206327-001	<0.0050	0.0513	0.0534	0.050	mg/L	101	105	4 %
		Lead	EPA 200.8	1206327-001	<0.0025	0.0099	0.0102	0.010	mg/L	99	102	3 %
		Selenium	EPA 200.8	1206327-001	<0.0050	0.0443	0.0466	0.050	mg/L	89	93	5 %
		Thallium	EPA 200.8	1206327-001	<0.0010	0.0102	0.0104	0.010	mg/L	98	100	2 %
		Uranium	EPA 200.8	1206327-001	<0.0050	0.0098	0.0101	0.010	mg/L	98	101	3 %

475 East Greg Street Suite #119
Sparks, NV 89431 (775) 355-0202
EPA Lab ID: NV00925 - ELAP No: 2523

1084 Lamoille Hwy
Elko, NV 89801 (775) 777-9933
EPA Lab ID: NV00926

3230 Polaris Ave #4
Las Vegas, NV 89102 (702) 475-8899
EPA Lab ID: NV00932

WETLAB
WESTERN ENVIRONMENTAL TESTING LABORATORY
Specializing in Soil, Hazardous Waste and Water Analysis.
475 E. Greg Street #119 | Sparks, Nevada 89431
tel (775) 355-0202 | fax (775) 355-0817 | www.WETLaboratory.com

Lab Number 1206343
Report Due Date: 6/28/12
Page 1 of 1

Client	McClelland Laboratories, Inc.
Address	1016 Greg Street
City, State & Zip	Sparks, NV 89431
Contact	Gene McClelland
Phone 775-356-1300	Collector's Name Robert
Fax 775-356-8917	Project Name
P.O. Number	Project Number 3438
Email mli@mettest.com	

Turnaround Time: Standard / 1 Day / 2 Day / Other

Billing Address (if different than Client Address):
Company
Address
City, State & Zip
Contact
Phone
Fax
Email

Additional Information

Fax Results	Y	N	To: Client	Billing
Email Results	Y	N	To: Client	Billing
Compliance Monitoring	Y	N		
Fax Results to State EPA	Y	N		

Sample Type Codes

DW = Drinking Water	SD = Solid
WW = Wastewater	SO = Soil
SW = Surface Water	HW = Hazardous Waste
MW = Monitoring Well	OTHER:

SAMPLE ID/LOCATION		DATE	TIME	SAMPLE TYPE	NO. OF CONTAINERS	Profile II w/o Vrad	Uranium	Spl. No.
604 673	Wk:72	06/14/12	9:00	WW	2	X	X	1
604 767								2
SRK 0854								3
SRK 0872								4
								5 DS

Instructions/Comments/Special Requirements:

SAMPLE RECEIPT	DATE	TIME	Samples Relinquished By	Samples Received By
Temperature 22.5°C	6/14	14:50		
Custody Seals Intact? Y N None				
Number of Containers 5				

WETLAB's Standard Terms and Conditions apply unless written agreements specify otherwise. Payment terms are Net 30.

To the maximum extent permitted by law, the Client agrees to limit the liability of WETLAB for the Client's damages to the total compensation received, unless other agreements are made in writing. This limitation shall apply regardless of the cause of action or legal theory pled or asserted.

301.2E

5/30/2012

McClelland Laboratory
1016 Greg Street
Sparks, NV 89431
Attn: Gene McClelland

OrderID: *1205361*

Dear: Gene McClelland

This is to transmit the attached analytical report. The analytical data and information contained therein was generated using specified or selected methods contained in references, such as Standard Methods for the Examination of Water and Wastewater, 18th & 19th editions, Methods for Determination of Organic Compounds in Drinking Water, EPA-600/4-79-020, and Test Methods for Evaluation of Solid Waste, Physical/Chemical Methods (SW846) Third Edition.

The samples were received by WETLAB-Western Environmental Testing Laboratory in good condition on 5/17/2012. Additional comments are located on page 2 of this report.

If you should have any questions or comments regarding this report, please do not hesitate to call.

Sincerely,

Andy Smith
QA Manager

SPARKS
475 E. Greg Street, Suite 119
Sparks, Nevada 89431
tel (775) 355-0202
fax (775) 355-0817

ELKO
1084 Lamoille Hwy.
Elko, Nevada 89801
tel (775) 777-9933
fax (775) 777-9933

LAS VEGAS
3230 Polaris Ave., Suite 4
Las Vegas, Nevada 89102
tel (702) 475-8899
fax (702) 776-6152

Western Environmental Testing Laboratory
Report Comments

McClelland Laboratory - 1205361

General Comments

None

Specific Comments

Due to the sample matrix it was necessary to analyze the following at a dilution:
1205361-003 Aluminum, Cadmium
The reporting limits have been adjusted accordingly.

Data Qualifier Legend

B -- Blank contamination; Analyte detected above the method reporting limit in an associated blank

HT -- Sample held beyond the accepted holding time

J -- The reported value is between the laboratory method detection limit and the laboratory practical quantitation limit

M -- Reported value is estimated; The sample matrix interfered with the analysis

N -- There was insufficient sample available to perform a spike and/or duplicate on this analytical batch.

NC -- Not calculated due to matrix interference

Q -- Reported value is estimated; The value failed to meet QC criteria for either precision or accuracy

SC -- Spike recovery not calculated. Sample concentration >4X the spike amount; therefore, the spike could not be adequately recovered.

475 East Greg Street Suite #119
Sparks, NV 89431 (775) 355-0202
EPA Lab ID: NV00925 - ELAP No: 2523

1084 Lamoille Hwy
Elko, NV 89801 (775) 777-9933
EPA Lab ID: NV00926

3230 Polaris Ave #4
Las Vegas, NV 89102 (702) 475-8899
EPA Lab ID: NV00932

Western Environmental Testing Laboratory
Analytical Report

McClelland Laboratory
1016 Greg Street
Sparks, NV 89431
Attn: Gene McClelland
Phone: (775) 356-1300 **Fax:** (775) 356-8917
PO\Project: *3438*

Date Printed: 5/30/2012
OrderID: *1205361*

Customer Sample ID: 604 673 WK:68
WETLAB Sample ID: 1205361-001

Collect Date/Time: 5/17/2012 09:00
Receive Date: 5/17/2012 15:20

PROFILE II

Parameter	Method	Results	Units	Reporting Limit	Date Analyzed
pH	SM 4500-H+ B	5.44	pH Units		5/17/2012
Bicarbonate (HCO3)	SM 2320B	<1.0	mg/L	1.0	5/17/2012
Carbonate (CO3)	SM 2320B	<1.0	mg/L	1.0	5/17/2012
Hydroxide (OH)	SM 2320B	<1.0	mg/L	1.0	5/17/2012
Total Alkalinity	SM 2320B	<1.0	mg/L as CaCO3	1.0	5/17/2012
Chloride	EPA 300.0	<1.00	mg/L	1.00	5/18/2012
Fluoride	EPA 300.0	0.31	mg/L	0.10	5/18/2012
Sulfate	EPA 300.0	25	mg/L	1.5	5/18/2012
Nitrate Nitrogen	EPA 300.0	<1.0	mg/L	1.0	5/18/2012
Nitrite Nitrogen	EPA 300.0	<0.030	mg/L	0.030	5/18/2012
Total Dissolved Solids (TDS)	SM 2540C	55	mg/L	10	5/21/2012
Aluminum	EPA 200.7	0.079	mg/L	0.045	5/24/2012
Barium	EPA 200.7	0.077	mg/L	0.010	5/24/2012
Beryllium	EPA 200.7	<0.0010	mg/L	0.0010	5/24/2012
Bismuth	EPA 200.7	<0.10	mg/L	0.10	5/24/2012
Boron	EPA 200.7	<0.10	mg/L	0.10	5/24/2012
Cadmium	EPA 200.7	<0.0010	mg/L	0.0010	5/24/2012
Calcium	EPA 200.7	7.6	mg/L	0.50	5/24/2012
Chromium	EPA 200.7	<0.0050	mg/L	0.0050	5/24/2012
Cobalt	EPA 200.7	<0.010	mg/L	0.010	5/24/2012
Copper	EPA 200.7	0.55	mg/L	0.050	5/24/2012
Gallium	EPA 200.7	<0.10	mg/L	0.10	5/24/2012
Iron	EPA 200.7	<0.010	mg/L	0.010	5/24/2012
Lithium	EPA 200.7	<0.10	mg/L	0.10	5/24/2012
Magnesium	EPA 200.7	1.1	mg/L	0.50	5/24/2012
Manganese	EPA 200.7	0.042	mg/L	0.0050	5/24/2012
Molybdenum	EPA 200.7	<0.010	mg/L	0.010	5/24/2012

475 East Greg Street Suite #119
Sparks, NV 89431 (775) 355-0202
EPA Lab ID: NV00925 - ELAP No: 2523

1084 Lamoille Hwy
Elko, NV 89801 (775) 777-9933
EPA Lab ID: NV00926

3230 Polaris Ave #4
Las Vegas, NV 89102 (702) 475-8899
EPA Lab ID: NV00932

Customer Sample ID: 604 673 WK:68
WETLAB Sample ID: 1205361-001

Collect Date/Time: 5/17/2012 09:00
Receive Date: 5/17/2012 15:20

PROFILE II

Parameter	Method	Results	Units	Reporting Limit	Date Analyzed
Nickel	EPA 200.7	<0.010	mg/L	0.010	5/24/2012
Phosphorus	EPA 200.7	<0.50	mg/L	0.50	5/24/2012
Potassium	EPA 200.7	1.1	mg/L	0.50	5/24/2012
Scandium	EPA 200.7	<0.10	mg/L	0.10	5/24/2012
Silver	EPA 200.7	<0.0050	mg/L	0.0050	5/24/2012
Sodium	EPA 200.7	<0.50	mg/L	0.50	5/24/2012
Strontium	EPA 200.7	<0.10	mg/L	0.10	5/24/2012
Tin	EPA 200.7	<0.10	mg/L	0.10	5/24/2012
Titanium	EPA 200.7	<0.10	mg/L	0.10	5/24/2012
Vanadium	EPA 200.7	<0.010	mg/L	0.010	5/24/2012
Zinc	EPA 200.7	0.046	mg/L	0.010	5/24/2012
Mercury	EPA 200.8	<0.00010	mg/L	0.00010	5/25/2012
Antimony	EPA 200.8	<0.0025	mg/L	0.0025	5/25/2012
Arsenic	EPA 200.8	<0.0050	mg/L	0.0050	5/25/2012
Lead	EPA 200.8	<0.0025	mg/L	0.0025	5/25/2012
Selenium	EPA 200.8	<0.0050	mg/L	0.0050	5/25/2012
Thallium	EPA 200.8	<0.0010	mg/L	0.0010	5/25/2012
Uranium	EPA 200.8	<0.0050	mg/L	0.0050	5/25/2012
Anions	Calculation	0.54	meq/L	0.10	
Cations	Calculation	0.53	meq/L	0.10	
Error	Calculation	<1.0	%	1.0	

Customer Sample ID: 604 767 WK:68
WETLAB Sample ID: 1205361-002

Collect Date/Time: 5/17/2012 09:00
Receive Date: 5/17/2012 15:20

PROFILE II

Parameter	Method	Results	Units	Reporting Limit	Date Analyzed
pH	SM 4500-H+ B	6.67	pH Units		5/17/2012
Bicarbonate (HCO3)	SM 2320B	34	mg/L	1.0	5/17/2012
Carbonate (CO3)	SM 2320B	<1.0	mg/L	1.0	5/17/2012
Hydroxide (OH)	SM 2320B	<1.0	mg/L	1.0	5/17/2012
Total Alkalinity	SM 2320B	28	mg/L as CaCO3	1.0	5/17/2012
Chloride	EPA 300.0	<1.00	mg/L	1.00	5/18/2012
Fluoride	EPA 300.0	1.5	mg/L	0.10	5/18/2012
Sulfate	EPA 300.0	27	mg/L	1.5	5/18/2012
Nitrate Nitrogen	EPA 300.0	<1.0	mg/L	1.0	5/18/2012
Nitrite Nitrogen	EPA 300.0	<0.030	mg/L	0.030	5/18/2012
Total Dissolved Solids (TDS)	SM 2540C	70	mg/L	10	5/21/2012
Aluminum	EPA 200.7	<0.045	mg/L	0.045	5/24/2012

475 East Greg Street Suite #119
Sparks, NV 89431 (775) 355-0202
EPA Lab ID: NV00925 - ELAP No: 2523

1084 Lamoille Hwy
Elko, NV 89801 (775) 777-9933
EPA Lab ID: NV00926

3230 Polaris Ave #4
Las Vegas, NV 89102 (702) 475-8899
EPA Lab ID: NV00932

Customer Sample ID: 604 767 WK:68
WETLAB Sample ID: 1205361-002

Collect Date/Time: 5/17/2012 09:00
Receive Date: 5/17/2012 15:20

PROFILE II

Parameter	Method	Results	Units	Reporting Limit	Date Analyzed
Barium	EPA 200.7	0.034	mg/L	0.010	5/24/2012
Beryllium	EPA 200.7	<0.0010	mg/L	0.0010	5/24/2012
Bismuth	EPA 200.7	<0.10	mg/L	0.10	5/24/2012
Boron	EPA 200.7	<0.10	mg/L	0.10	5/24/2012
Cadmium	EPA 200.7	<0.0010	mg/L	0.0010	5/24/2012
Calcium	EPA 200.7	15	mg/L	0.50	5/24/2012
Chromium	EPA 200.7	<0.0050	mg/L	0.0050	5/24/2012
Cobalt	EPA 200.7	<0.010	mg/L	0.010	5/24/2012
Copper	EPA 200.7	<0.050	mg/L	0.050	5/24/2012
Gallium	EPA 200.7	<0.10	mg/L	0.10	5/24/2012
Iron	EPA 200.7	<0.010	mg/L	0.010	5/24/2012
Lithium	EPA 200.7	<0.10	mg/L	0.10	5/24/2012
Magnesium	EPA 200.7	4.6	mg/L	0.50	5/24/2012
Manganese	EPA 200.7	0.12	mg/L	0.0050	5/24/2012
Molybdenum	EPA 200.7	<0.010	mg/L	0.010	5/24/2012
Nickel	EPA 200.7	<0.010	mg/L	0.010	5/24/2012
Phosphorus	EPA 200.7	<0.50	mg/L	0.50	5/24/2012
Potassium	EPA 200.7	0.80	mg/L	0.50	5/24/2012
Scandium	EPA 200.7	<0.10	mg/L	0.10	5/24/2012
Silver	EPA 200.7	<0.0050	mg/L	0.0050	5/24/2012
Sodium	EPA 200.7	<0.50	mg/L	0.50	5/24/2012
Strontium	EPA 200.7	0.12	mg/L	0.10	5/24/2012
Tin	EPA 200.7	<0.10	mg/L	0.10	5/24/2012
Titanium	EPA 200.7	<0.10	mg/L	0.10	5/24/2012
Vanadium	EPA 200.7	<0.010	mg/L	0.010	5/24/2012
Zinc	EPA 200.7	<0.010	mg/L	0.010	5/24/2012
Mercury	EPA 200.8	<0.00010	mg/L	0.00010	5/25/2012
Antimony	EPA 200.8	<0.0025	mg/L	0.0025	5/25/2012
Arsenic	EPA 200.8	<0.0050	mg/L	0.0050	5/25/2012
Lead	EPA 200.8	<0.0025	mg/L	0.0025	5/25/2012
Selenium	EPA 200.8	<0.0050	mg/L	0.0050	5/25/2012
Thallium	EPA 200.8	<0.0010	mg/L	0.0010	5/25/2012
Uranium	EPA 200.8	<0.0050	mg/L	0.0050	5/25/2012
Anions	Calculation	1.20	meq/L	0.10	
Cations	Calculation	1.15	meq/L	0.10	
Error	Calculation	2.0	%	1.0	

475 East Greg Street Suite #119
Sparks, NV 89431 (775) 355-0202
EPA Lab ID: NV00925 - ELAP No: 2523

1084 Lamoille Hwy
Elko, NV 89801 (775) 777-9933
EPA Lab ID: NV00926

3230 Polaris Ave #4
Las Vegas, NV 89102 (702) 475-8899
EPA Lab ID: NV00932

Customer Sample ID: SRK 0854 WK:68
WETLAB Sample ID: 1205361-003

Collect Date/Time: 5/17/2012 09:00
Receive Date: 5/17/2012 15:20

PROFILE II

Parameter	Method	Results	Units	Reporting Limit	Date Analyzed
pH	SM 4500-H+ B	4.96	pH Units		5/17/2012
Bicarbonate (HCO3)	SM 2320B	<1.0	mg/L	1.0	5/17/2012
Carbonate (CO3)	SM 2320B	<1.0	mg/L	1.0	5/17/2012
Hydroxide (OH)	SM 2320B	<1.0	mg/L	1.0	5/17/2012
Total Alkalinity	SM 2320B	<1.0	mg/L as CaCO3	1.0	5/17/2012
Chloride	EPA 300.0	<1.00	mg/L	1.00	5/18/2012
Fluoride	EPA 300.0	0.25	mg/L	0.10	5/18/2012
Sulfate	EPA 300.0	65	mg/L	1.5	5/18/2012
Nitrate Nitrogen	EPA 300.0	<1.0	mg/L	1.0	5/18/2012
Nitrite Nitrogen	EPA 300.0	<0.030	mg/L	0.030	5/18/2012
Total Dissolved Solids (TDS)	SM 2540C	97	mg/L	10	5/21/2012
Aluminum	EPA 200.7	<0.20	mg/L	0.20	5/25/2012
Barium	EPA 200.7	0.030	mg/L	0.010	5/24/2012
Beryllium	EPA 200.7	<0.0010	mg/L	0.0010	5/24/2012
Bismuth	EPA 200.7	<0.10	mg/L	0.10	5/24/2012
Boron	EPA 200.7	<0.10	mg/L	0.10	5/24/2012
Cadmium	EPA 200.7	<0.0050	mg/L	0.0050	5/25/2012
Calcium	EPA 200.7	3.9	mg/L	0.50	5/24/2012
Chromium	EPA 200.7	<0.0050	mg/L	0.0050	5/24/2012
Cobalt	EPA 200.7	<0.010	mg/L	0.010	5/24/2012
Copper	EPA 200.7	28	mg/L	0.050	5/24/2012
Gallium	EPA 200.7	<0.10	mg/L	0.10	5/24/2012
Iron	EPA 200.7	<0.010	mg/L	0.010	5/24/2012
Lithium	EPA 200.7	<0.10	mg/L	0.10	5/24/2012
Magnesium	EPA 200.7	<0.50	mg/L	0.50	5/24/2012
Manganese	EPA 200.7	0.068	mg/L	0.0050	5/24/2012
Molybdenum	EPA 200.7	<0.010	mg/L	0.010	5/24/2012
Nickel	EPA 200.7	<0.010	mg/L	0.010	5/24/2012
Phosphorus	EPA 200.7	<0.50	mg/L	0.50	5/24/2012
Potassium	EPA 200.7	<2.5	mg/L	2.5	5/25/2012
Scandium	EPA 200.7	<0.10	mg/L	0.10	5/24/2012
Silver	EPA 200.7	<0.0050	mg/L	0.0050	5/24/2012
Sodium	EPA 200.7	<0.50	mg/L	0.50	5/24/2012
Strontium	EPA 200.7	<0.10	mg/L	0.10	5/24/2012
Tin	EPA 200.7	<0.10	mg/L	0.10	5/24/2012
Titanium	EPA 200.7	<0.10	mg/L	0.10	5/24/2012
Vanadium	EPA 200.7	<0.010	mg/L	0.010	5/24/2012
Zinc	EPA 200.7	0.13	mg/L	0.010	5/24/2012

475 East Greg Street Suite #119
Sparks, NV 89431 (775) 355-0202
EPA Lab ID: NV00925 - ELAP No: 2523

1084 Lamoille Hwy
Elko, NV 89801 (775) 777-9933
EPA Lab ID: NV00926

3230 Polaris Ave #4
Las Vegas, NV 89102 (702) 475-8899
EPA Lab ID: NV00932

Customer Sample ID: SRK 0854 WK:68 **Collect Date/Time:** 5/17/2012 09:00
WETLAB Sample ID: 1205361-003 **Receive Date:** 5/17/2012 15:20

PROFILE II

Parameter	Method	Results	Units	Reporting Limit	Date Analyzed
Mercury	EPA 200.8	<0.00010	mg/L	0.00010	5/25/2012
Antimony	EPA 200.8	<0.0025	mg/L	0.0025	5/25/2012
Arsenic	EPA 200.8	<0.0050	mg/L	0.0050	5/25/2012
Lead	EPA 200.8	0.018	mg/L	0.0025	5/25/2012
Selenium	EPA 200.8	<0.0050	mg/L	0.0050	5/25/2012
Thallium	EPA 200.8	<0.0010	mg/L	0.0010	5/25/2012
Uranium	EPA 200.8	<0.0050	mg/L	0.0050	5/25/2012
Anions	Calculation	1.37	meq/L	0.10	
Cations	Calculation	1.08	meq/L	0.10	
Error	Calculation	12	%	1.0	

Customer Sample ID: SRK 0872 WK:68 **Collect Date/Time:** 5/17/2012 09:00
WETLAB Sample ID: 1205361-004 **Receive Date:** 5/17/2012 15:20

PROFILE II

Parameter	Method	Results	Units	Reporting Limit	Date Analyzed
pH	SM 4500-H+ B	6.41	pH Units		5/17/2012
Bicarbonate (HCO3)	SM 2320B	15	mg/L	1.0	5/17/2012
Carbonate (CO3)	SM 2320B	<1.0	mg/L	1.0	5/17/2012
Hydroxide (OH)	SM 2320B	<1.0	mg/L	1.0	5/17/2012
Total Alkalinity	SM 2320B	12	mg/L as CaCO3	1.0	5/17/2012
Chloride	EPA 300.0	<1.00	mg/L	1.00	5/18/2012
Fluoride	EPA 300.0	0.47	mg/L	0.10	5/18/2012
Sulfate	EPA 300.0	37	mg/L	1.5	5/18/2012
Nitrate Nitrogen	EPA 300.0	<1.0	mg/L	1.0	5/18/2012
Nitrite Nitrogen	EPA 300.0	<0.030	mg/L	0.030	5/18/2012
Total Dissolved Solids (TDS)	SM 2540C	88	mg/L	10	5/21/2012
Aluminum	EPA 200.7	<0.045	mg/L	0.045	5/24/2012
Barium	EPA 200.7	0.034	mg/L	0.010	5/24/2012
Beryllium	EPA 200.7	<0.0010	mg/L	0.0010	5/24/2012
Bismuth	EPA 200.7	<0.10	mg/L	0.10	5/24/2012
Boron	EPA 200.7	<0.10	mg/L	0.10	5/24/2012
Cadmium	EPA 200.7	<0.0010	mg/L	0.0010	5/24/2012
Calcium	EPA 200.7	17	mg/L	0.50	5/24/2012
Chromium	EPA 200.7	<0.0050	mg/L	0.0050	5/24/2012
Cobalt	EPA 200.7	<0.010	mg/L	0.010	5/24/2012
Copper	EPA 200.7	<0.050	mg/L	0.050	5/24/2012
Gallium	EPA 200.7	<0.10	mg/L	0.10	5/24/2012
Iron	EPA 200.7	<0.010	mg/L	0.010	5/24/2012

475 East Greg Street Suite #119
Sparks, NV 89431 (775) 355-0202
EPA Lab ID: NV00925 - ELAP No: 2523

1084 Lamoille Hwy
Elko, NV 89801 (775) 777-9933
EPA Lab ID: NV00926

3230 Polaris Ave #4
Las Vegas, NV 89102 (702) 475-8899
EPA Lab ID: NV00932

Customer Sample ID: SRK 0872 WK:68
WETLAB Sample ID: 1205361-004

Collect Date/Time: 5/17/2012 09:00
Receive Date: 5/17/2012 15:20

PROFILE II

Parameter	Method	Results	Units	Reporting Limit	Date Analyzed
Lithium	EPA 200.7	<0.10	mg/L	0.10	5/24/2012
Magnesium	EPA 200.7	1.1	mg/L	0.50	5/24/2012
Manganese	EPA 200.7	<0.0050	mg/L	0.0050	5/24/2012
Molybdenum	EPA 200.7	0.16	mg/L	0.010	5/24/2012
Nickel	EPA 200.7	<0.010	mg/L	0.010	5/24/2012
Phosphorus	EPA 200.7	<0.50	mg/L	0.50	5/24/2012
Potassium	EPA 200.7	<0.50	mg/L	0.50	5/24/2012
Scandium	EPA 200.7	<0.10	mg/L	0.10	5/24/2012
Silver	EPA 200.7	<0.0050	mg/L	0.0050	5/24/2012
Sodium	EPA 200.7	<0.50	mg/L	0.50	5/24/2012
Strontium	EPA 200.7	<0.10	mg/L	0.10	5/24/2012
Tin	EPA 200.7	<0.10	mg/L	0.10	5/24/2012
Titanium	EPA 200.7	<0.10	mg/L	0.10	5/24/2012
Vanadium	EPA 200.7	<0.010	mg/L	0.010	5/24/2012
Zinc	EPA 200.7	<0.010	mg/L	0.010	5/24/2012
Mercury	EPA 200.8	<0.00010	mg/L	0.00010	5/25/2012
Antimony	EPA 200.8	<0.0025	mg/L	0.0025	5/25/2012
Arsenic	EPA 200.8	<0.0050	mg/L	0.0050	5/25/2012
Lead	EPA 200.8	<0.0025	mg/L	0.0025	5/25/2012
Selenium	EPA 200.8	<0.0050	mg/L	0.0050	5/25/2012
Thallium	EPA 200.8	<0.0010	mg/L	0.0010	5/25/2012
Uranium	EPA 200.8	<0.0050	mg/L	0.0050	5/25/2012
Anions	Calculation	1.04	meq/L	0.10	
Cations	Calculation	0.94	meq/L	0.10	
Error	Calculation	5.2	%	1.0	

475 East Greg Street Suite #119
Sparks, NV 89431 (775) 355-0202
EPA Lab ID: NV00925 - ELAP No: 2523

1084 Lamoille Hwy
Elko, NV 89801 (775) 777-9933
EPA Lab ID: NV00926

3230 Polaris Ave #4
Las Vegas, NV 89102 (702) 475-8899
EPA Lab ID: NV00932

Western Environmental Testing Laboratory
QC Report

QCBatchID	QCType	Parameter	Method	Result	Units
QC12050684	Blank 1	Fluoride	EPA 300.0	<0.10	mg/L
QC12050684	Blank 2	Fluoride	EPA 300.0	<0.10	mg/L
QC12050685	Blank 1	Chloride	EPA 300.0	<1.0	mg/L
QC12050685	Blank 2	Chloride	EPA 300.0	<1.0	mg/L
QC12050685	Blank 3	Chloride	EPA 300.0	<1.0	mg/L
QC12050687	Blank 1	Nitrite Nitrogen	EPA 300.0	<0.025	mg/L
QC12050687	Blank 2	Nitrite Nitrogen	EPA 300.0	<0.025	mg/L
QC12050687	Blank 3	Nitrite Nitrogen	EPA 300.0	<0.025	mg/L
QC12050688	Blank 1	Nitrate Nitrogen	EPA 300.0	<1.0	mg/L
QC12050688	Blank 2	Nitrate Nitrogen	EPA 300.0	<1.0	mg/L
QC12050688	Blank 3	Nitrate Nitrogen	EPA 300.0	<1.0	mg/L
QC12050690	Blank 1	Sulfate	EPA 300.0	<1.0	mg/L
QC12050690	Blank 2	Sulfate	EPA 300.0	<1.0	mg/L
QC12050833	Blank 1	Total Dissolved Solids (TDS)	SM 2540C	<10	mg/L
QC12050833	Blank 2	Total Dissolved Solids (TDS)	SM 2540C	<10	mg/L
QC12050890	Blank 1	Aluminum, Dissolved	EPA 200.7	<0.045	mg/L
		Barium, Dissolved	EPA 200.7	<0.010	mg/L
		Beryllium, Dissolved	EPA 200.7	<0.0010	mg/L
		Bismuth, Dissolved	EPA 200.7	<0.10	mg/L
		Boron, Dissolved	EPA 200.7	<0.10	mg/L
		Cadmium, Dissolved	EPA 200.7	<0.0010	mg/L
		Calcium, Dissolved	EPA 200.7	<0.50	mg/L
		Chromium, Dissolved	EPA 200.7	<0.0050	mg/L
		Cobalt, Dissolved	EPA 200.7	<0.010	mg/L
		Copper, Dissolved	EPA 200.7	<0.050	mg/L
		Gallium, Dissolved	EPA 200.7	<0.10	mg/L
		Iron, Dissolved	EPA 200.7	<0.010	mg/L
		Lithium, Dissolved	EPA 200.7	<0.10	mg/L
		Magnesium, Dissolved	EPA 200.7	<0.50	mg/L
		Manganese, Dissolved	EPA 200.7	<0.0050	mg/L
		Molybdenum, Dissolved	EPA 200.7	<0.010	mg/L
		Nickel, Dissolved	EPA 200.7	<0.010	mg/L
		Phosphorus, Dissolved	EPA 200.7	<0.50	mg/L
		Potassium, Dissolved	EPA 200.7	<0.50	mg/L
		Scandium, Dissolved	EPA 200.7	<0.10	mg/L
		Silver, Dissolved	EPA 200.7	<0.0050	mg/L
		Sodium, Dissolved	EPA 200.7	<0.50	mg/L
		Strontium, Dissolved	EPA 200.7	<0.10	mg/L
		Tin, Dissolved	EPA 200.7	<0.10	mg/L
		Titanium, Dissolved	EPA 200.7	<0.10	mg/L
		Vanadium, Dissolved	EPA 200.7	<0.010	mg/L
		Zinc, Dissolved	EPA 200.7	<0.010	mg/L
QC12050981	Blank 1	Uranium, Dissolved	EPA 200.8	<0.0050	mg/L
		Mercury, Dissolved	EPA 200.8	<0.00010	mg/L
		Antimony, Dissolved	EPA 200.8	<0.0025	mg/L
		Arsenic, Dissolved	EPA 200.8	<0.0050	mg/L
		Lead, Dissolved	EPA 200.8	<0.0025	mg/L

475 East Greg Street Suite #119
Sparks, NV 89431 (775) 355-0202
EPA Lab ID: NV00925 - ELAP No: 2523

1084 Lamoille Hwy
Elko, NV 89801 (775) 777-9933
EPA Lab ID: NV00926

3230 Polaris Ave #4
Las Vegas, NV 89102 (702) 475-8899
EPA Lab ID: NV00932

QCBatchID	QCType	Parameter	Method	Result	Units
		Selenium, Dissolved	EPA 200.8	<0.0050	mg/L
		Thallium, Dissolved	EPA 200.8	<0.0010	mg/L

QCBatchID	QCType	Parameter	Method	Result	Actual	% Recovery	Units
QC12050681	LCS 1	pH	SM 4500-H+ B	7.00	7.00	100	pH Units
QC12050681	LCS 2	pH	SM 4500-H+ B	7.02	7.00	100	pH Units
QC12050681	LCS 3	pH	SM 4500-H+ B	7.02	7.00	100	pH Units
QC12050681	LCS 4	pH	SM 4500-H+ B	7.03	7.00	100	pH Units
QC12050682	LCS 1	Alkalinity	SM 2320B	100.0	100	100	mg/L
QC12050682	LCS 2	Alkalinity	SM 2320B	99.6	100	100	mg/L
QC12050682	LCS 3	Alkalinity	SM 2320B	100	100	100	mg/L
QC12050684	LCS 1	Fluoride	EPA 300.0	1.86	2.00	93	mg/L
QC12050685	LCS 1	Chloride	EPA 300.0	10.5	10.0	105	mg/L
QC12050687	LCS 1	Nitrite Nitrogen	EPA 300.0	0.520	0.500	104	mg/L
QC12050688	LCS 1	Nitrate Nitrogen	EPA 300.0	2.00	2.00	100	mg/L
QC12050690	LCS 1	Sulfate	EPA 300.0	24.0	25.0	96	mg/L
QC12050833	LCS 1	Total Dissolved Solids (TDS)	SM 2540C	148	150	99	mg/L
QC12050833	LCS 2	Total Dissolved Solids (TDS)	SM 2540C	148	150	99	mg/L
QC12050890	LCS 1	Aluminum	EPA 200.7	1.02	1.00	102	mg/L
		Barium	EPA 200.7	1.00	1.00	100	mg/L
		Beryllium	EPA 200.7	0.995	1.00	100	mg/L
		Bismuth	EPA 200.7	0.998	1.00	100	mg/L
		Boron	EPA 200.7	0.961	1.00	96	mg/L
		Cadmium	EPA 200.7	1.01	1.00	101	mg/L
		Calcium	EPA 200.7	9.48	10.0	95	mg/L
		Chromium	EPA 200.7	0.984	1.00	98	mg/L
		Cobalt	EPA 200.7	0.990	1.00	99	mg/L
		Copper	EPA 200.7	4.81	5.00	96	mg/L
		Gallium	EPA 200.7	0.989	1.00	99	mg/L
		Iron	EPA 200.7	0.947	1.00	95	mg/L
		Lithium	EPA 200.7	0.935	1.00	94	mg/L
		Magnesium	EPA 200.7	9.49	10.0	95	mg/L
		Manganese	EPA 200.7	0.984	1.00	98	mg/L
		Molybdenum	EPA 200.7	0.993	1.00	99	mg/L
		Nickel	EPA 200.7	5.01	5.00	100	mg/L
		Phosphorus	EPA 200.7	4.93	5.00	99	mg/L
		Potassium	EPA 200.7	9.69	10.0	97	mg/L
		Scandium	EPA 200.7	0.972	1.00	97	mg/L
		Silver	EPA 200.7	0.089	0.090	99	mg/L
		Sodium	EPA 200.7	9.50	10.0	95	mg/L
		Strontium	EPA 200.7	0.944	1.00	94	mg/L
		Tin	EPA 200.7	0.979	1.00	98	mg/L
		Titanium	EPA 200.7	0.939	1.00	94	mg/L
		Vanadium	EPA 200.7	0.989	1.00	99	mg/L
		Zinc	EPA 200.7	1.01	1.00	101	mg/L
QC12050981	LCS 1	Mercury	EPA 200.8	0.000950	0.001	95	mg/L
		Antimony	EPA 200.8	0.0100	0.010	100	mg/L
		Arsenic	EPA 200.8	0.0483	0.050	97	mg/L
		Lead	EPA 200.8	0.0094	0.010	94	mg/L
		Selenium	EPA 200.8	0.0445	0.050	89	mg/L
		Thallium	EPA 200.8	0.0094	0.010	94	mg/L
		Uranium	EPA 200.8	0.0095	0.010	96	mg/L

			Duplicate	Sample	Duplicate	

475 East Greg Street Suite #119
Sparks, NV 89431 (775) 355-0202
EPA Lab ID: NV00925 - ELAP No: 2523

1084 Lamoille Hwy
Elko, NV 89801 (775) 777-9933
EPA Lab ID: NV00926

3230 Polaris Ave #4
Las Vegas, NV 89102 (702) 475-8899
EPA Lab ID: NV00932

QCBatchID	QCType			Sample	Result	Result			
QC12050681	Duplicate	pH	SM 4500-H+ B	1205340-001	7.76	7.78		pH Units	<1%
QC12050681	Duplicate	pH	SM 4500-H+ B	1205343-002	7.28	7.24		pH Units	1 %
QC12050681	Duplicate	pH	SM 4500-H+ B	1205353-001	7.56	7.60		pH Units	1 %
QC12050681	Duplicate	pH	SM 4500-H+ B	1205353-006	6.86	6.85		pH Units	<1%
QC12050681	Duplicate	pH	SM 4500-H+ B	1205356-001	7.40	7.42		pH Units	<1%
QC12050681	Duplicate	pH	SM 4500-H+ B	1205360-001	7.17	6.91	Q	pH Units	4 %
QC12050681	Duplicate	pH	SM 4500-H+ B	1205360-005	6.57	6.53		pH Units	1 %
QC12050681	Duplicate	pH	SM 4500-H+ B	1205367-002	7.40	7.36		pH Units	1 %
QC12050682	Duplicate	Bicarbonate (HCO3)	SM 2320B	1205340-001	219	219		mg/L	<1%
		Carbonate (CO3)	SM 2320B	1205340-001	<1.000	<1.000		mg/L	<1%
		Hydroxide (OH)	SM 2320B	1205340-001	<1.000	<1.000		mg/L	<1%
		Total Alkalinity	SM 2320B	1205340-001	180	180		mg/L as CaCO3	<1%
QC12050682	Duplicate	Bicarbonate (HCO3)	SM 2320B	1205343-002	172	171		mg/L	<1%
		Carbonate (CO3)	SM 2320B	1205343-002	<1.000	<1.000		mg/L	<1%
		Hydroxide (OH)	SM 2320B	1205343-002	<1.000	<1.000		mg/L	<1%
		Total Alkalinity	SM 2320B	1205343-002	141	140		mg/L as CaCO3	<1%
QC12050682	Duplicate	Bicarbonate (HCO3)	SM 2320B	1205353-001	165	165		mg/L	<1%
		Carbonate (CO3)	SM 2320B	1205353-001	<1.000	<1.000		mg/L	<1%
		Hydroxide (OH)	SM 2320B	1205353-001	<1.000	<1.000		mg/L	<1%
		Total Alkalinity	SM 2320B	1205353-001	135	135		mg/L as CaCO3	<1%
QC12050682	Duplicate	Bicarbonate (HCO3)	SM 2320B	1205353-006	164	163		mg/L	1 %
		Carbonate (CO3)	SM 2320B	1205353-006	<1.000	<1.000		mg/L	<1%
		Hydroxide (OH)	SM 2320B	1205353-006	<1.000	<1.000		mg/L	<1%
		Total Alkalinity	SM 2320B	1205353-006	135	134		mg/L as CaCO3	1 %
QC12050682	Duplicate	Bicarbonate (HCO3)	SM 2320B	1205356-001	164	164		mg/L	<1%
		Carbonate (CO3)	SM 2320B	1205356-001	<1.000	<1.000		mg/L	<1%
		Hydroxide (OH)	SM 2320B	1205356-001	<1.000	<1.000		mg/L	<1%
		Total Alkalinity	SM 2320B	1205356-001	135	135		mg/L as CaCO3	<1%
QC12050682	Duplicate	Bicarbonate (HCO3)	SM 2320B	1205360-001	49.7	48.1		mg/L	3 %
		Carbonate (CO3)	SM 2320B	1205360-001	<1.000	<1.000		mg/L	<1%
		Hydroxide (OH)	SM 2320B	1205360-001	<1.000	<1.000		mg/L	<1%
		Total Alkalinity	SM 2320B	1205360-001	40.7	39.5		mg/L as CaCO3	3 %
QC12050682	Duplicate	Bicarbonate (HCO3)	SM 2320B	1205360-005	17.1	16.3		mg/L	5 %
		Carbonate (CO3)	SM 2320B	1205360-005	<1.000	<1.000		mg/L	<1%
		Hydroxide (OH)	SM 2320B	1205360-005	<1.000	<1.000		mg/L	<1%
		Total Alkalinity	SM 2320B	1205360-005	14.0	13.4		mg/L as CaCO3	5 %
QC12050682	Duplicate	Bicarbonate (HCO3)	SM 2320B	1205367-002	395	395		mg/L	<1%
		Carbonate (CO3)	SM 2320B	1205367-002	<1.000	<1.000		mg/L	<1%
		Hydroxide (OH)	SM 2320B	1205367-002	<1.000	<1.000		mg/L	<1%
		Total Alkalinity	SM 2320B	1205367-002	324	324		mg/L as CaCO3	<1%
QC12050682	Duplicate	Bicarbonate (HCO3)	SM 2320B	1205366-008	147	147		mg/L	<1%
		Carbonate (CO3)	SM 2320B	1205366-008	<1.000	<1.000		mg/L	<1%

475 East Greg Street Suite #119
Sparks, NV 89431 (775) 355-0202
EPA Lab ID: NV00925 - ELAP No: 2523

1084 Lamoille Hwy
Elko, NV 89801 (775) 777-9933
EPA Lab ID: NV00926

3230 Polaris Ave #4
Las Vegas, NV 89102 (702) 475-8899
EPA Lab ID: NV00932

QCBatchID	QCType	Parameter	Method	Duplicate Sample	Sample Result	Duplicate Result		Units	RPD
		Hydroxide (OH)	SM 2320B	1205366-008	<1.000	<1.000		mg/L	<1%
		Total Alkalinity	SM 2320B	1205366-008	120	121		mg/L as CaCO3	<1%
QC12050833	Duplicate	Total Dissolved Solids (TDS)	SM 2540C	1205347-002	214	217		mg/L	1 %
QC12050833	Duplicate	Total Dissolved Solids (TDS)	SM 2540C	1205363-004	392	417	Q	mg/L	6 %
QC12050833	Duplicate	Total Dissolved Solids (TDS)	SM 2540C	1205366-006	574	575		mg/L	<1%
QC12050833	Duplicate	Total Dissolved Solids (TDS)	SM 2540C	1205375-001	896	888		mg/L	1 %

QCBatchID	QCType	Parameter	Method	Spike Sample	Sample Result	MS Result	MSD Result	Spike Value	Units	MS % Rec.	MSD % Rec.	RPD
QC12050684	MS 1	Fluoride	EPA 300.0	1205361-004	0.474	2.31	2.28	2.00	mg/L	92	90	1 %
QC12050685	MS 1	Chloride	EPA 300.0	1205328-004	25.6	35.6	35.7	5.00	mg/L	100	100	<1%
QC12050685	MS 2	Chloride	EPA 300.0	1205361-004	<1.000	5.04	5.08	5.00	mg/L	99	100	1 %
QC12050687	MS 1	Nitrite Nitrogen	EPA 300.0	1205328-004	<0.060	1.05	1.05	0.500	mg/L	103	104	<1%
QC12050687	MS 2	Nitrite Nitrogen	EPA 300.0	1205361-004	<0.030	0.505	0.511	0.500	mg/L	99	101	1 %
QC12050688	MS 1	Nitrate Nitrogen	EPA 300.0	1205328-004	<1.000	4.25	4.28	2.00	mg/L	103	104	1 %
QC12050688	MS 2	Nitrate Nitrogen	EPA 300.0	1205361-004	<1.000	2.00	2.02	2.00	mg/L	98	99	1 %
QC12050690	MS 1	Sulfate	EPA 300.0	1205294-005	2472	3471	3453	10.0	mg/L	100	98	1 %
QC12050890	MS 1	Aluminum, Dissolved	EPA 200.7	1205378-004	<0.045	1.01	1.01	1.00	mg/L	100	100	<1%
		Barium, Dissolved	EPA 200.7	1205378-004	0.125	1.13	1.13	1.00	mg/L	100	100	<1%
		Beryllium, Dissolved	EPA 200.7	1205378-004	<0.001	1.00	0.994	1.00	mg/L	100	99	1 %
		Bismuth, Dissolved	EPA 200.7	1205378-004	<0.100	0.982	0.981	1.00	mg/L	98	98	<1%
		Boron, Dissolved	EPA 200.7	1205378-004	<0.100	1.02	1.02	1.00	mg/L	99	99	<1%
		Cadmium, Dissolved	EPA 200.7	1205378-004	<0.001	1.00	0.996	1.00	mg/L	100	100	<1%
		Calcium, Dissolved	EPA 200.7	1205378-004	58.3	70.1	68.9	10.0	mg/L	118	106	2 %
		Chromium, Dissolved	EPA 200.7	1205378-004	<0.005	0.984	0.983	1.00	mg/L	98	98	<1%
		Cobalt, Dissolved	EPA 200.7	1205378-004	<0.010	0.975	0.977	1.00	mg/L	97	98	<1%
		Copper, Dissolved	EPA 200.7	1205378-004	<0.050	4.87	4.88	5.00	mg/L	97	98	<1%
		Gallium, Dissolved	EPA 200.7	1205378-004	<0.100	0.986	0.984	1.00	mg/L	98	98	<1%
		Iron, Dissolved	EPA 200.7	1205378-004	<0.010	0.947	0.946	1.00	mg/L	95	95	<1%
		Lithium, Dissolved	EPA 200.7	1205378-004	<0.100	0.949	0.948	1.00	mg/L	94	94	<1%
		Magnesium, Dissolved	EPA 200.7	1205378-004	8.92	18.8	18.7	10.0	mg/L	99	98	1 %
		Manganese, Dissolved	EPA 200.7	1205378-004	<0.005	0.948	0.949	1.00	mg/L	97	97	<1%
		Molybdenum, Dissolved	EPA 200.7	1205378-004	<0.010	0.995	0.998	1.00	mg/L	99	100	<1%
		Nickel, Dissolved	EPA 200.7	1205378-004	<0.010	4.93	4.92	5.00	mg/L	99	98	<1%
		Phosphorus, Dissolved	EPA 200.7	1205378-004	<0.500	5.03	5.01	5.00	mg/L	99	99	<1%
		Potassium, Dissolved	EPA 200.7	1205378-004	2.49	12.5	12.4	10.0	mg/L	100	99	1 %
		Scandium, Dissolved	EPA 200.7	1205378-004	<0.100	0.969	0.967	1.00	mg/L	97	97	<1%
		Silver, Dissolved	EPA 200.7	1205378-004	<0.005	0.090	0.089	0.090	mg/L	101	100	1 %
		Sodium, Dissolved	EPA 200.7	1205378-004	16.3	26.6	26.2	10.0	mg/L	103	99	2 %
		Strontium, Dissolved	EPA 200.7	1205378-004	0.326	1.29	1.27	1.00	mg/L	96	94	2 %
		Tin, Dissolved	EPA 200.7	1205378-004	<0.100	0.938	0.948	1.00	mg/L	98	99	1 %
		Titanium, Dissolved	EPA 200.7	1205378-004	<0.100	0.940	0.941	1.00	mg/L	94	94	<1%
		Vanadium, Dissolved	EPA 200.7	1205378-004	0.017	1.01	1.01	1.00	mg/L	99	99	<1%
		Zinc, Dissolved	EPA 200.7	1205378-004	<0.010	1.01	1.00	1.00	mg/L	101	100	1 %
QC12050981	MS 1	Uranium, Dissolved	EPA 200.8	1205378-004	<0.0050	0.0126	0.0123	0.010	mg/L	95	93	2 %
		Mercury, Dissolved	EPA 200.8	1205378-004	<0.00010	0.001036	0.001102	0.001	mg/L	95	102	6 %
		Antimony, Dissolved	EPA 200.8	1205378-004	<0.0025	0.0097	0.0097	0.010	mg/L	96	95	<1%
		Arsenic, Dissolved	EPA 200.8	1205378-004	<0.0050	0.0527	0.0529	0.050	mg/L	100	100	<1%
		Lead, Dissolved	EPA 200.8	1205378-004	<0.0025	0.0090	0.0090	0.010	mg/L	90	94	<1%
		Selenium, Dissolved	EPA 200.8	1205378-004	<0.0050	0.0458	0.0471	0.050	mg/L	86	88	3 %
		Thallium, Dissolved	EPA 200.8	1205378-004	<0.0010	0.0091	0.0092	0.010	mg/L	90	91	1 %

475 East Greg Street Suite #119
Sparks, NV 89431 (775) 355-0202
EPA Lab ID: NV00925 - ELAP No: 2523

1084 Lamoille Hwy
Elko, NV 89801 (775) 777-9933
EPA Lab ID: NV00926

3230 Polaris Ave #4
Las Vegas, NV 89102 (702) 475-8899
EPA Lab ID: NV00932

WETLAB
WESTERN ENVIRONMENTAL TESTING LABORATORY
Specializing in Soil, Hazardous Waste and Water Analysis.
475 E. Greg Street #119 | Sparks, Nevada 89431
tel (775) 355-0202 | fax (775) 355-0817 | www.WETLaboratory.com

Lab Number 1205361
Report Due Date: 06/01/12
Page 1 of 1

Client	McClelland Laboratories, Inc.
Address	1016 Greg Street
City, State & Zip	Sparks, NV 89431
Contact	Gene McClelland
Phone 775-356-1300	Collector's Name Robert
Fax 775-356-8917	Project Name
P.O. Number	Project Number 3438
Email mll@mettest.com	

Turnaround Time: Standard 5-Day Other

Billing Address (if different than Client Address):
Company
Address
City, State & Zip
Contact
Phone
Fax
Email

Additional Information

Fax Results	Y	N	To: Client	Billing
Email Results	Y	N	To: Client	Billing
Compliance Monitoring	Y	N		
Fax Results to State EPA	Y	N		

Sample Type Codes

DW = Drinking Water	SD = Solid
WW = Wastewater	SO = Soil
SW = Surface Water	HW = Hazardous Waste
MW = Monitoring Well	OTHER:

SAMPLE ID/LOCATION		DATE	TIME	SAMPLE TYPE	NO. OF CONTAINERS	Profile II w/o Rad	Uranium	Spl. No.
604 673	Wk:68	05/17/12	9:00	ww	2	X	X	1
604 767								2
SRK 0854								3
SRK 0872								4
								5

1205 361 1

Instructions/Comments/Special Requirements:

SAMPLE RECEIPT	DATE	TIME	Sampled Relinquished By:	Samples Received By:
Temperature 20°C	5/17	1520		
Custody Seals Intact? Y N None				
Number of Containers 8				

WETLAB's Standard Terms and Conditions apply unless written agreements specify otherwise. Payment terms are Net 30.

To the maximum extent permitted by law, the Client agrees to limit the liability of WETLAB for the Client's damages to the total compesation received, unless other agreements are made in writing. This limitation shall apply regardless of the cause of action or legal theory pled or asserted.

301.2E

5/15/2012

McClelland Laboratory
1016 Greg Street
Sparks, NV 89431
Attn: Gene McClelland

OrderID: *1204385*

Dear: Gene McClelland

This is to transmit the attached analytical report. The analytical data and information contained therein was generated using specified or selected methods contained in references, such as Standard Methods for the Examination of Water and Wastewater, 18th & 19th editions, Methods for Determination of Organic Compounds in Drinking Water, EPA-600/4-79-020, and Test Methods for Evaluation of Solid Waste, Physical/Chemical Methods (SW846) Third Edition.

The samples were received by WETLAB-Western Environmental Testing Laboratory in good condition on 4/20/2012. Additional comments are located on page 2 of this report.

If you should have any questions or comments regarding this report, please do not hesitate to call.

Sincerely,

Andy Smith
QA Manager

SPARKS
475 E. Greg Street, Suite 119
Sparks, Nevada 89431
tel (775) 355-0202
fax (775) 355-0817

ELKO
1084 Lamoille Hwy.
Elko, Nevada 89801
tel (775) 777-9933
fax (775) 777-9933

LAS VEGAS
3230 Polaris Ave., Suite 4
Las Vegas, Nevada 89102
tel (702) 475-8899
fax (702) 776-6152

Western Environmental Testing Laboratory
Report Comments

McClelland Laboratory - 1204385

General Comments

On Samples 1204385-002 and 005 the result for Sulfate (as analyzed using EPA 300.0) was unexpectedly high when compared to the TDS results. Because of this, the results for Sulfur have been used to calculate a theoretical Sulfate result. The calculated Sulfate result has been used in the cation/anion balance for sample 1204385-005.

Specific Comments

The matrix spike/matrix spike duplicate (MS/MSD) values for the analysis of Sulfate on sample 1204385-006 were outside laboratory acceptance criteria; however, the relative percent difference (RPD) value was acceptable, indicating probable matrix interference. The reported result should be considered an estimate.

The cation/anion balance for sample 1204385-004 was outside WETLAB acceptance criteria; however, reanalysis confirmed the original results.

Due to the sample matrix it was necessary to analyze the following at a dilution:
1204385-002 Arsenic, Selenium
1204385-003 Arsenic, Selenium
1204385-004 Arsenic, Selenium, Thallium, Uranium
1204385-005 Nitrite Nitrogen, Chloride, Fluoride, Arsenic, Selenium, Thallium, Uranium
1204385-006 Arsenic, Selenium, Thallium, Uranium
The reporting limits have been adjusted accordingly.

The result for the continuing calibration verification (CCV) sample during the analysis for Sulfate was outside WETLAB acceptance criteria. Laboratory Control Sample (LCS) data was however acceptable. The reported data for Sulfate on all samples should be considered estimates. We apologize for any inconvenience this may have caused.

Due to a laboratory oversight the analysis for Total Dissolved Solids (TDS) on sample 1204385-003 was performed past the EPA recommended holding time. We apologize for any inconvenience this may have caused.

Data Qualifier Legend

B -- Blank contamination; Analyte detected above the method reporting limit in an associated blank

HT -- Sample held beyond the accepted holding time

J -- The reported value is between the laboratory method detection limit and the laboratory practical quantitation limit

M -- Reported value is estimated; The sample matrix interfered with the analysis

N -- There was insufficient sample available to perform a spike and/or duplicate on this analytical batch.

NC -- Not calculated due to matrix interference

Q -- Reported value is estimated; The value failed to meet QC criteria for either precision or accuracy

SC -- Spike recovery not calculated. Sample concentration >4X the spike amount; therefore, the spike could not be adequately recovered.

475 East Greg Street Suite #119
Sparks, NV 89431 (775) 355-0202
EPA Lab ID: NV00925 - ELAP No: 2523

1084 Lamoille Hwy
Elko, NV 89801 (775) 777-9933
EPA Lab ID: NV00926

3230 Polaris Ave #4
Las Vegas, NV 89102 (702) 475-8899
EPA Lab ID: NV00932

Western Environmental Testing Laboratory
Analytical Report

McClelland Laboratory
1016 Greg Street
Sparks, NV 89431
Attn: Gene McClelland
Phone: (775) 356-1300 **Fax:** (775) 356-8917
PO\Project: *3438*

Date Printed: 5/15/2012
OrderID: *1204385*

Customer Sample ID: 604 669 WK:64
WETLAB Sample ID: 1204385-001

Collect Date/Time: 4/20/2012 09:00
Receive Date: 4/20/2012 16:15

PROFILE II

Parameter	Method	Results	Units	Reporting Limit	Date Analyzed
pH	SM 4500-H+ B	7.65	pH Units		4/20/2012
Bicarbonate (HCO3)	SM 2320B	37	mg/L	1.0	4/20/2012
Carbonate (CO3)	SM 2320B	<1.0	mg/L	1.0	4/20/2012
Hydroxide (OH)	SM 2320B	<1.0	mg/L	1.0	4/20/2012
Total Alkalinity	SM 2320B	30	mg/L as CaCO3	1.0	4/20/2012
Chloride	EPA 300.0	<1.00	mg/L	1.00	4/21/2012
Fluoride	EPA 300.0	0.39	mg/L	0.10	4/21/2012
Sulfate	EPA 300.0	26	mg/L	1.5	4/21/2012
Nitrate Nitrogen	EPA 300.0	<1.0	mg/L	1.0	4/21/2012
Nitrite Nitrogen	EPA 300.0	<0.030	mg/L	0.030	4/21/2012
Total Dissolved Solids (TDS)	SM 2540C	63	mg/L	10	4/23/2012
Aluminum	EPA 200.7	<0.045	mg/L	0.045	4/30/2012
Barium	EPA 200.7	<0.010	mg/L	0.010	4/30/2012
Beryllium	EPA 200.7	<0.0010	mg/L	0.0010	4/30/2012
Bismuth	EPA 200.7	<0.10	mg/L	0.10	4/30/2012
Boron	EPA 200.7	<0.10	mg/L	0.10	4/30/2012
Cadmium	EPA 200.7	<0.0010	mg/L	0.0010	4/30/2012
Calcium	EPA 200.7	14	mg/L	0.50	4/30/2012
Chromium	EPA 200.7	<0.0050	mg/L	0.0050	4/30/2012
Cobalt	EPA 200.7	<0.010	mg/L	0.010	4/30/2012
Copper	EPA 200.7	<0.050	mg/L	0.050	4/30/2012
Gallium	EPA 200.7	<0.10	mg/L	0.10	4/30/2012
Iron	EPA 200.7	<0.010	mg/L	0.010	4/30/2012
Lithium	EPA 200.7	<0.10	mg/L	0.10	4/30/2012
Magnesium	EPA 200.7	3.1	mg/L	0.50	4/30/2012
Manganese	EPA 200.7	0.97	mg/L	0.0050	4/30/2012
Molybdenum	EPA 200.7	<0.010	mg/L	0.010	4/30/2012

475 East Greg Street Suite #119
Sparks, NV 89431 (775) 355-0202
EPA Lab ID: NV00925 - ELAP No: 2523

1084 Lamoille Hwy
Elko, NV 89801 (775) 777-9933
EPA Lab ID: NV00926

3230 Polaris Ave #4
Las Vegas, NV 89102 (702) 475-8899
EPA Lab ID: NV00932

Customer Sample ID: 604 669 WK:64
WETLAB Sample ID: 1204385-001
Collect Date/Time: 4/20/2012 09:00
Receive Date: 4/20/2012 16:15

PROFILE II

Parameter	Method	Results	Units	Reporting Limit	Date Analyzed
Nickel	EPA 200.7	<0.010	mg/L	0.010	4/30/2012
Phosphorus	EPA 200.7	<0.50	mg/L	0.50	4/30/2012
Potassium	EPA 200.7	0.80	mg/L	0.50	4/30/2012
Scandium	EPA 200.7	<0.10	mg/L	0.10	4/30/2012
Silver	EPA 200.7	<0.0050	mg/L	0.0050	4/30/2012
Sodium	EPA 200.7	<0.50	mg/L	0.50	4/30/2012
Strontium	EPA 200.7	<0.10	mg/L	0.10	4/30/2012
Tin	EPA 200.7	<0.10	mg/L	0.10	4/30/2012
Titanium	EPA 200.7	<0.10	mg/L	0.10	4/30/2012
Vanadium	EPA 200.7	<0.010	mg/L	0.010	4/30/2012
Zinc	EPA 200.7	0.016	mg/L	0.010	4/30/2012
Mercury	EPA 200.8	<0.00010	mg/L	0.00010	4/30/2012
Antimony	EPA 200.8	<0.0025	mg/L	0.0025	4/30/2012
Arsenic	EPA 200.8	<0.0050	mg/L	0.0050	4/30/2012
Lead	EPA 200.8	<0.0025	mg/L	0.0025	4/30/2012
Selenium	EPA 200.8	<0.0050	mg/L	0.0050	4/30/2012
Thallium	EPA 200.8	<0.0010	mg/L	0.0010	4/30/2012
Uranium	EPA 200.8	<0.0050	mg/L	0.0050	4/30/2012
Anions	Calculation	1.17	meq/L	0.10	
Cations	Calculation	1.01	meq/L	0.10	
Error	Calculation	7.3	%	1.0	

Customer Sample ID: 604 673 WK:64
WETLAB Sample ID: 1204385-002
Collect Date/Time: 4/20/2012 09:00
Receive Date: 4/20/2012 16:15

PROFILE II

Parameter	Method	Results	Units	Reporting Limit	Date Analyzed
pH	SM 4500-H+ B	5.70	pH Units		4/20/2012
Bicarbonate (HCO3)	SM 2320B	<1.0	mg/L	1.0	4/20/2012
Carbonate (CO3)	SM 2320B	<1.0	mg/L	1.0	4/20/2012
Hydroxide (OH)	SM 2320B	<1.0	mg/L	1.0	4/20/2012
Total Alkalinity	SM 2320B	<1.0	mg/L as CaCO3	1.0	4/20/2012
Chloride	EPA 300.0	<1.00	mg/L	1.00	4/21/2012
Fluoride	EPA 300.0	0.31	mg/L	0.10	4/21/2012
Sulfate	EPA 300.0	19	mg/L	1.5	4/21/2012
Nitrate Nitrogen	EPA 300.0	<1.0	mg/L	1.0	4/21/2012
Nitrite Nitrogen	EPA 300.0	<0.030	mg/L	0.030	4/21/2012
Sulfate (as calculated from S)	Calc.	22	mg/L	1.0	5/10/2012
Total Dissolved Solids (TDS)	SM 2540C	18	mg/L	10	4/23/2012

475 East Greg Street Suite #119
Sparks, NV 89431 (775) 355-0202
EPA Lab ID: NV00925 - ELAP No: 2523

1084 Lamoille Hwy
Elko, NV 89801 (775) 777-9933
EPA Lab ID: NV00926

3230 Polaris Ave #4
Las Vegas, NV 89102 (702) 475-8899
EPA Lab ID: NV00932

Customer Sample ID: 604 673 WK:64
WETLAB Sample ID: 1204385-002

Collect Date/Time: 4/20/2012 09:00
Receive Date: 4/20/2012 16:15

PROFILE II

Parameter	Method	Results	Units	Reporting Limit	Date Analyzed
Sulfur	EPA 200.7	7.2	mg/L	2.0	5/10/2012
Aluminum	EPA 200.7	0.053	mg/L	0.045	4/30/2012
Barium	EPA 200.7	0.054	mg/L	0.010	4/30/2012
Beryllium	EPA 200.7	<0.0010	mg/L	0.0010	4/30/2012
Bismuth	EPA 200.7	<0.10	mg/L	0.10	4/30/2012
Boron	EPA 200.7	<0.10	mg/L	0.10	4/30/2012
Cadmium	EPA 200.7	<0.0010	mg/L	0.0010	4/30/2012
Calcium	EPA 200.7	5.6	mg/L	0.50	4/30/2012
Chromium	EPA 200.7	<0.0050	mg/L	0.0050	4/30/2012
Cobalt	EPA 200.7	<0.010	mg/L	0.010	4/30/2012
Copper	EPA 200.7	0.36	mg/L	0.050	4/30/2012
Gallium	EPA 200.7	<0.10	mg/L	0.10	4/30/2012
Iron	EPA 200.7	<0.010	mg/L	0.010	4/30/2012
Lithium	EPA 200.7	<0.10	mg/L	0.10	4/30/2012
Magnesium	EPA 200.7	0.81	mg/L	0.50	4/30/2012
Manganese	EPA 200.7	0.031	mg/L	0.0050	4/30/2012
Molybdenum	EPA 200.7	<0.010	mg/L	0.010	4/30/2012
Nickel	EPA 200.7	<0.010	mg/L	0.010	4/30/2012
Phosphorus	EPA 200.7	<0.50	mg/L	0.50	4/30/2012
Potassium	EPA 200.7	0.90	mg/L	0.50	4/30/2012
Scandium	EPA 200.7	<0.10	mg/L	0.10	4/30/2012
Silver	EPA 200.7	<0.0050	mg/L	0.0050	4/30/2012
Sodium	EPA 200.7	<0.50	mg/L	0.50	4/30/2012
Strontium	EPA 200.7	<0.10	mg/L	0.10	4/30/2012
Tin	EPA 200.7	<0.10	mg/L	0.10	4/30/2012
Titanium	EPA 200.7	<0.10	mg/L	0.10	4/30/2012
Vanadium	EPA 200.7	<0.010	mg/L	0.010	4/30/2012
Zinc	EPA 200.7	0.030	mg/L	0.010	4/30/2012
Mercury	EPA 200.8	<0.00010	mg/L	0.00010	4/30/2012
Antimony	EPA 200.8	<0.0025	mg/L	0.0025	4/30/2012
Arsenic	EPA 200.8	<0.010	mg/L	0.010	5/1/2012
Lead	EPA 200.8	<0.0025	mg/L	0.0025	4/30/2012
Selenium	EPA 200.8	<0.010	mg/L	0.010	5/1/2012
Thallium	EPA 200.8	<0.0010	mg/L	0.0010	4/30/2012
Uranium	EPA 200.8	<0.0050	mg/L	0.0050	4/30/2012
Anions	Calculation	0.41	meq/L	0.10	
Cations	Calculation	0.39	meq/L	0.10	
Error	Calculation	2.9	%	1.0	

475 East Greg Street Suite #119
Sparks, NV 89431 (775) 355-0202
EPA Lab ID: NV00925 - ELAP No: 2523

1084 Lamoille Hwy
Elko, NV 89801 (775) 777-9933
EPA Lab ID: NV00926

3230 Polaris Ave #4
Las Vegas, NV 89102 (702) 475-8899
EPA Lab ID: NV00932

Customer Sample ID: 604 767 WK:64
WETLAB Sample ID: 1204385-003

Collect Date/Time: 4/20/2012 09:00
Receive Date: 4/20/2012 16:15

PROFILE II

Parameter	Method	Results	Units	Reporting Limit	Date Analyzed
pH	SM 4500-H+ B	7.39	pH Units		4/20/2012
Bicarbonate (HCO3)	SM 2320B	41	mg/L	1.0	4/20/2012
Carbonate (CO3)	SM 2320B	<1.0	mg/L	1.0	4/20/2012
Hydroxide (OH)	SM 2320B	<1.0	mg/L	1.0	4/20/2012
Total Alkalinity	SM 2320B	34	mg/L as CaCO3	1.0	4/20/2012
Chloride	EPA 300.0	<1.00	mg/L	1.00	4/21/2012
Fluoride	EPA 300.0	1.9	mg/L	0.10	4/21/2012
Sulfate	EPA 300.0	23	mg/L	1.5	4/21/2012
Nitrate Nitrogen	EPA 300.0	<1.0	mg/L	1.0	4/21/2012
Nitrite Nitrogen	EPA 300.0	<0.030	mg/L	0.030	4/21/2012
Total Dissolved Solids (TDS)	SM 2540C	74 HT	mg/L	10	5/11/2012
Aluminum	EPA 200.7	<0.045	mg/L	0.045	4/30/2012
Barium	EPA 200.7	0.033	mg/L	0.010	4/30/2012
Beryllium	EPA 200.7	<0.0010	mg/L	0.0010	4/30/2012
Bismuth	EPA 200.7	<0.10	mg/L	0.10	4/30/2012
Boron	EPA 200.7	<0.10	mg/L	0.10	4/30/2012
Cadmium	EPA 200.7	<0.0010	mg/L	0.0010	4/30/2012
Calcium	EPA 200.7	15	mg/L	0.50	4/30/2012
Chromium	EPA 200.7	<0.0050	mg/L	0.0050	4/30/2012
Cobalt	EPA 200.7	<0.010	mg/L	0.010	4/30/2012
Copper	EPA 200.7	<0.050	mg/L	0.050	4/30/2012
Gallium	EPA 200.7	<0.10	mg/L	0.10	4/30/2012
Iron	EPA 200.7	<0.010	mg/L	0.010	4/30/2012
Lithium	EPA 200.7	<0.10	mg/L	0.10	4/30/2012
Magnesium	EPA 200.7	4.5	mg/L	0.50	4/30/2012
Manganese	EPA 200.7	0.13	mg/L	0.0050	4/30/2012
Molybdenum	EPA 200.7	<0.010	mg/L	0.010	4/30/2012
Nickel	EPA 200.7	<0.010	mg/L	0.010	4/30/2012
Phosphorus	EPA 200.7	<0.50	mg/L	0.50	4/30/2012
Potassium	EPA 200.7	0.72	mg/L	0.50	4/30/2012
Scandium	EPA 200.7	<0.10	mg/L	0.10	4/30/2012
Silver	EPA 200.7	<0.0050	mg/L	0.0050	4/30/2012
Sodium	EPA 200.7	<0.50	mg/L	0.50	4/30/2012
Strontium	EPA 200.7	0.12	mg/L	0.10	4/30/2012
Tin	EPA 200.7	<0.10	mg/L	0.10	4/30/2012
Titanium	EPA 200.7	<0.10	mg/L	0.10	4/30/2012
Vanadium	EPA 200.7	<0.010	mg/L	0.010	4/30/2012
Zinc	EPA 200.7	<0.010	mg/L	0.010	4/30/2012

475 East Greg Street Suite #119
Sparks, NV 89431 (775) 355-0202
EPA Lab ID: NV00925 - ELAP No: 2523

1084 Lamoille Hwy
Elko, NV 89801 (775) 777-9933
EPA Lab ID: NV00926

3230 Polaris Ave #4
Las Vegas, NV 89102 (702) 475-8899
EPA Lab ID: NV00932

Customer Sample ID: 604 767 WK:64
WETLAB Sample ID: 1204385-003
Collect Date/Time: 4/20/2012 09:00
Receive Date: 4/20/2012 16:15

PROFILE II

Parameter	Method	Results	Units	Reporting Limit	Date Analyzed
Mercury	EPA 200.8	<0.00010	mg/L	0.00010	4/30/2012
Antimony	EPA 200.8	<0.0025	mg/L	0.0025	4/30/2012
Arsenic	EPA 200.8	<0.010	mg/L	0.010	5/1/2012
Lead	EPA 200.8	<0.0025	mg/L	0.0025	4/30/2012
Selenium	EPA 200.8	<0.010	mg/L	0.010	5/1/2012
Thallium	EPA 200.8	<0.0010	mg/L	0.0010	4/30/2012
Uranium	EPA 200.8	<0.0050	mg/L	0.0050	4/30/2012
Anions	Calculation	1.25	meq/L	0.10	
Cations	Calculation	1.14	meq/L	0.10	
Error	Calculation	4.6	%	1.0	

Customer Sample ID: SRK 0854 WK:64
WETLAB Sample ID: 1204385-004
Collect Date/Time: 4/20/2012 09:00
Receive Date: 4/20/2012 16:15

PROFILE II

Parameter	Method	Results	Units	Reporting Limit	Date Analyzed
pH	SM 4500-H+ B	4.95	pH Units		4/20/2012
Bicarbonate (HCO3)	SM 2320B	<1.0	mg/L	1.0	4/20/2012
Carbonate (CO3)	SM 2320B	<1.0	mg/L	1.0	4/20/2012
Hydroxide (OH)	SM 2320B	<1.0	mg/L	1.0	4/20/2012
Total Alkalinity	SM 2320B	<1.0	mg/L as CaCO3	1.0	4/20/2012
Chloride	EPA 300.0	<1.00	mg/L	1.00	4/21/2012
Fluoride	EPA 300.0	0.23	mg/L	0.10	4/21/2012
Sulfate	EPA 300.0	67	mg/L	1.5	4/21/2012
Nitrate Nitrogen	EPA 300.0	<1.0	mg/L	1.0	4/21/2012
Nitrite Nitrogen	EPA 300.0	<0.030	mg/L	0.030	4/21/2012
Total Dissolved Solids (TDS)	SM 2540C	98	mg/L	10	4/23/2012
Aluminum	EPA 200.7	0.056	mg/L	0.045	4/30/2012
Barium	EPA 200.7	0.029	mg/L	0.010	4/30/2012
Beryllium	EPA 200.7	<0.0010	mg/L	0.0010	4/30/2012
Bismuth	EPA 200.7	<0.10	mg/L	0.10	4/30/2012
Boron	EPA 200.7	<0.10	mg/L	0.10	4/30/2012
Cadmium	EPA 200.7	0.0025	mg/L	0.0010	4/30/2012
Calcium	EPA 200.7	3.8	mg/L	0.50	4/30/2012
Chromium	EPA 200.7	<0.0050	mg/L	0.0050	4/30/2012
Cobalt	EPA 200.7	<0.010	mg/L	0.010	4/30/2012
Copper	EPA 200.7	25	mg/L	0.050	4/30/2012
Gallium	EPA 200.7	<0.10	mg/L	0.10	4/30/2012
Iron	EPA 200.7	<0.010	mg/L	0.010	4/30/2012

475 East Greg Street Suite #119
Sparks, NV 89431 (775) 355-0202
EPA Lab ID: NV00925 - ELAP No: 2523

1084 Lamoille Hwy
Elko, NV 89801 (775) 777-9933
EPA Lab ID: NV00926

3230 Polaris Ave #4
Las Vegas, NV 89102 (702) 475-8899
EPA Lab ID: NV00932

Customer Sample ID: SRK 0854 WK:64
WETLAB Sample ID: 1204385-004
Collect Date/Time: 4/20/2012 09:00
Receive Date: 4/20/2012 16:15

PROFILE II

Parameter	Method	Results	Units	Reporting Limit	Date Analyzed
Lithium	EPA 200.7	<0.10	mg/L	0.10	4/30/2012
Magnesium	EPA 200.7	<0.50	mg/L	0.50	4/30/2012
Manganese	EPA 200.7	0.063	mg/L	0.0050	4/30/2012
Molybdenum	EPA 200.7	<0.010	mg/L	0.010	4/30/2012
Nickel	EPA 200.7	<0.010	mg/L	0.010	4/30/2012
Phosphorus	EPA 200.7	<0.50	mg/L	0.50	4/30/2012
Potassium	EPA 200.7	<0.50	mg/L	0.50	4/30/2012
Scandium	EPA 200.7	<0.10	mg/L	0.10	4/30/2012
Silver	EPA 200.7	<0.0050	mg/L	0.0050	4/30/2012
Sodium	EPA 200.7	<0.50	mg/L	0.50	4/30/2012
Strontium	EPA 200.7	<0.10	mg/L	0.10	4/30/2012
Tin	EPA 200.7	<0.10	mg/L	0.10	4/30/2012
Titanium	EPA 200.7	<0.10	mg/L	0.10	4/30/2012
Vanadium	EPA 200.7	<0.010	mg/L	0.010	4/30/2012
Zinc	EPA 200.7	0.12	mg/L	0.010	4/30/2012
Mercury	EPA 200.8	<0.00010	mg/L	0.00010	4/30/2012
Antimony	EPA 200.8	<0.0025	mg/L	0.0025	4/30/2012
Arsenic	EPA 200.8	<0.010	mg/L	0.010	5/1/2012
Lead	EPA 200.8	0.0030	mg/L	0.0025	4/30/2012
Selenium	EPA 200.8	<0.010	mg/L	0.010	5/1/2012
Thallium	EPA 200.8	<0.0020	mg/L	0.0020	5/1/2012
Uranium	EPA 200.8	<0.010	mg/L	0.010	5/1/2012
Anions	Calculation	1.41	meq/L	0.10	
Cations	Calculation	0.99	meq/L	0.10	
Error	Calculation	17	%	1.0	

Customer Sample ID: SRK 0858 WK:64
WETLAB Sample ID: 1204385-005
Collect Date/Time: 4/20/2012 09:00
Receive Date: 4/20/2012 16:15

PROFILE II

Parameter	Method	Results	Units	Reporting Limit	Date Analyzed
pH	SM 4500-H+ B	2.57	pH Units		4/20/2012
Acidity (Titrimetric)	SM 2310B	410	mg/L as CaCO3		4/20/2012
Chloride	EPA 300.0	<10	mg/L	10	4/21/2012
Fluoride	EPA 300.0	<1.0	mg/L	1.0	4/21/2012
Sulfate	EPA 300.0	800	mg/L	15	4/21/2012
Nitrate Nitrogen	EPA 300.0	<1.0	mg/L	1.0	4/21/2012
Nitrite Nitrogen	EPA 300.0	<0.30	mg/L	0.30	4/21/2012
Sulfate (as calculated from S)	Calc.	400	mg/L	1.0	5/10/2012

475 East Greg Street Suite #119
Sparks, NV 89431 (775) 355-0202
EPA Lab ID: NV00925 - ELAP No: 2523

1084 Lamoille Hwy
Elko, NV 89801 (775) 777-9933
EPA Lab ID: NV00926

3230 Polaris Ave #4
Las Vegas, NV 89102 (702) 475-8899
EPA Lab ID: NV00932

Customer Sample ID: SRK 0858 WK:64
WETLAB Sample ID: 1204385-005

Collect Date/Time: 4/20/2012 09:00
Receive Date: 4/20/2012 16:15

PROFILE II

Parameter	Method	Results	Units	Reporting Limit	Date Analyzed
Total Dissolved Solids (TDS)	SM 2540C	370	mg/L	10	4/23/2012
Sulfur	EPA 200.7	130	mg/L	10	5/10/2012
Aluminum	EPA 200.7	7.6	mg/L	0.045	4/30/2012
Barium	EPA 200.7	<0.010	mg/L	0.010	4/30/2012
Beryllium	EPA 200.7	<0.0010	mg/L	0.0010	4/30/2012
Bismuth	EPA 200.7	<0.10	mg/L	0.10	4/30/2012
Boron	EPA 200.7	<0.10	mg/L	0.10	4/30/2012
Cadmium	EPA 200.7	0.0054	mg/L	0.0010	4/30/2012
Calcium	EPA 200.7	1.7	mg/L	0.50	4/30/2012
Chromium	EPA 200.7	0.0079	mg/L	0.0050	4/30/2012
Cobalt	EPA 200.7	0.054	mg/L	0.010	4/30/2012
Copper	EPA 200.7	2.6	mg/L	0.050	4/30/2012
Gallium	EPA 200.7	<0.10	mg/L	0.10	4/30/2012
Iron	EPA 200.7	49	mg/L	0.010	4/30/2012
Lithium	EPA 200.7	<0.10	mg/L	0.10	4/30/2012
Magnesium	EPA 200.7	1.5	mg/L	0.50	4/30/2012
Manganese	EPA 200.7	0.10	mg/L	0.0050	4/30/2012
Molybdenum	EPA 200.7	<0.010	mg/L	0.010	4/30/2012
Nickel	EPA 200.7	<0.010	mg/L	0.010	4/30/2012
Phosphorus	EPA 200.7	<0.50	mg/L	0.50	4/30/2012
Potassium	EPA 200.7	<0.50	mg/L	0.50	4/30/2012
Scandium	EPA 200.7	<0.10	mg/L	0.10	4/30/2012
Silver	EPA 200.7	<0.0050	mg/L	0.0050	4/30/2012
Sodium	EPA 200.7	2.0	mg/L	0.50	4/30/2012
Strontium	EPA 200.7	<0.10	mg/L	0.10	4/30/2012
Tin	EPA 200.7	<0.10	mg/L	0.10	4/30/2012
Titanium	EPA 200.7	<0.10	mg/L	0.10	4/30/2012
Vanadium	EPA 200.7	<0.010	mg/L	0.010	4/30/2012
Zinc	EPA 200.7	0.025	mg/L	0.010	4/30/2012
Mercury	EPA 200.8	<0.00010	mg/L	0.00010	4/30/2012
Antimony	EPA 200.8	<0.0025	mg/L	0.0025	4/30/2012
Arsenic	EPA 200.8	<0.010	mg/L	0.010	5/1/2012
Lead	EPA 200.8	<0.0025	mg/L	0.0025	4/30/2012
Selenium	EPA 200.8	<0.010	mg/L	0.010	5/1/2012
Thallium	EPA 200.8	<0.0020	mg/L	0.0020	5/1/2012
Uranium	EPA 200.8	0.012	mg/L	0.010	5/1/2012
Anions	Calculation	8.33	meq/L	0.10	
Cations	Calculation	8.04	meq/L	0.10	

475 East Greg Street Suite #119
Sparks, NV 89431 (775) 355-0202
EPA Lab ID: NV00925 - ELAP No: 2523

1084 Lamoille Hwy
Elko, NV 89801 (775) 777-9933
EPA Lab ID: NV00926

3230 Polaris Ave #4
Las Vegas, NV 89102 (702) 475-8899
EPA Lab ID: NV00932

Customer Sample ID: SRK 0858 WK:64
WETLAB Sample ID: 1204385-005
Collect Date/Time: 4/20/2012 09:00
Receive Date: 4/20/2012 16:15

PROFILE II

Parameter	Method	Results	Units	Reporting Limit	Date Analyzed
Error	Calculation	1.7	%	1.0	

Customer Sample ID: SRK 0872 WK:64
WETLAB Sample ID: 1204385-006
Collect Date/Time: 4/20/2012 09:00
Receive Date: 4/20/2012 16:15

PROFILE II

Parameter	Method	Results	Units	Reporting Limit	Date Analyzed
pH	SM 4500-H+ B	6.81	pH Units		4/20/2012
Bicarbonate (HCO3)	SM 2320B	12	mg/L	1.0	4/20/2012
Carbonate (CO3)	SM 2320B	<1.0	mg/L	1.0	4/20/2012
Hydroxide (OH)	SM 2320B	<1.0	mg/L	1.0	4/20/2012
Total Alkalinity	SM 2320B	10	mg/L as CaCO3	1.0	4/20/2012
Chloride	EPA 300.0	<1.00	mg/L	1.00	4/21/2012
Fluoride	EPA 300.0	0.43	mg/L	0.10	4/21/2012
Sulfate	EPA 300.0	34 M	mg/L	1.5	4/21/2012
Nitrate Nitrogen	EPA 300.0	<1.0	mg/L	1.0	4/21/2012
Nitrite Nitrogen	EPA 300.0	<0.030	mg/L	0.030	4/21/2012
Total Dissolved Solids (TDS)	SM 2540C	82	mg/L	10	4/23/2012
Aluminum	EPA 200.7	<0.045	mg/L	0.045	4/30/2012
Barium	EPA 200.7	0.025	mg/L	0.010	4/30/2012
Beryllium	EPA 200.7	<0.0010	mg/L	0.0010	4/30/2012
Bismuth	EPA 200.7	<0.10	mg/L	0.10	4/30/2012
Boron	EPA 200.7	<0.10	mg/L	0.10	4/30/2012
Cadmium	EPA 200.7	<0.0010	mg/L	0.0010	4/30/2012
Calcium	EPA 200.7	15	mg/L	0.50	4/30/2012
Chromium	EPA 200.7	<0.0050	mg/L	0.0050	4/30/2012
Cobalt	EPA 200.7	<0.010	mg/L	0.010	4/30/2012
Copper	EPA 200.7	<0.050	mg/L	0.050	4/30/2012
Gallium	EPA 200.7	<0.10	mg/L	0.10	4/30/2012
Iron	EPA 200.7	0.011	mg/L	0.010	4/30/2012
Lithium	EPA 200.7	<0.10	mg/L	0.10	4/30/2012
Magnesium	EPA 200.7	0.92	mg/L	0.50	4/30/2012
Manganese	EPA 200.7	<0.0050	mg/L	0.0050	4/30/2012
Molybdenum	EPA 200.7	0.16	mg/L	0.010	4/30/2012
Nickel	EPA 200.7	<0.010	mg/L	0.010	4/30/2012
Phosphorus	EPA 200.7	<0.50	mg/L	0.50	4/30/2012
Potassium	EPA 200.7	<0.50	mg/L	0.50	4/30/2012
Scandium	EPA 200.7	<0.10	mg/L	0.10	4/30/2012
Silver	EPA 200.7	<0.0050	mg/L	0.0050	4/30/2012

475 East Greg Street Suite #119
Sparks, NV 89431 (775) 355-0202
EPA Lab ID: NV00925 - ELAP No: 2523

1084 Lamoille Hwy
Elko, NV 89801 (775) 777-9933
EPA Lab ID: NV00926

3230 Polaris Ave #4
Las Vegas, NV 89102 (702) 475-8899
EPA Lab ID: NV00932

Customer Sample ID: SRK 0872 WK:64
WETLAB Sample ID: 1204385-006

Collect Date/Time: 4/20/2012 09:00
Receive Date: 4/20/2012 16:15

PROFILE II

Parameter	Method	Results	Units	Reporting Limit	Date Analyzed
Sodium	EPA 200.7	<0.50	mg/L	0.50	4/30/2012
Strontium	EPA 200.7	<0.10	mg/L	0.10	4/30/2012
Tin	EPA 200.7	<0.10	mg/L	0.10	4/30/2012
Titanium	EPA 200.7	<0.10	mg/L	0.10	4/30/2012
Vanadium	EPA 200.7	<0.010	mg/L	0.010	4/30/2012
Zinc	EPA 200.7	<0.010	mg/L	0.010	4/30/2012
Mercury	EPA 200.8	<0.00010	mg/L	0.00010	4/30/2012
Antimony	EPA 200.8	<0.0025	mg/L	0.0025	4/30/2012
Arsenic	EPA 200.8	<0.010	mg/L	0.010	5/1/2012
Lead	EPA 200.8	<0.0025	mg/L	0.0025	4/30/2012
Selenium	EPA 200.8	<0.010	mg/L	0.010	5/1/2012
Thallium	EPA 200.8	<0.0020	mg/L	0.0020	5/1/2012
Uranium	EPA 200.8	<0.010	mg/L	0.010	5/1/2012
Anions	Calculation	0.93	meq/L	0.10	
Cations	Calculation	0.82	meq/L	0.10	
Error	Calculation	5.8	%	1.0	

475 East Greg Street Suite #119
Sparks, NV 89431 (775) 355-0202
EPA Lab ID: NV00925 - ELAP No: 2523

1084 Lamoille Hwy
Elko, NV 89801 (775) 777-9933
EPA Lab ID: NV00926

3230 Polaris Ave #4
Las Vegas, NV 89102 (702) 475-8899
EPA Lab ID: NV00932

Western Environmental Testing Laboratory
QC Report

QCBatchID	QCType	Parameter	Method	Result	Units
QC12040700	Blank 1	Fluoride	EPA 300.0	<0.10	mg/L
QC12040700	Blank 2	Fluoride	EPA 300.0	<0.10	mg/L
QC12040700	Blank 3	Fluoride	EPA 300.0	<0.10	mg/L
QC12040704	Blank 1	Chloride	EPA 300.0	<1.0	mg/L
QC12040704	Blank 2	Chloride	EPA 300.0	<1.0	mg/L
QC12040704	Blank 3	Chloride	EPA 300.0	<1.0	mg/L
QC12040705	Blank 1	Nitrite Nitrogen	EPA 300.0	<0.025	mg/L
QC12040705	Blank 2	Nitrite Nitrogen	EPA 300.0	<0.025	mg/L
QC12040705	Blank 3	Nitrite Nitrogen	EPA 300.0	<0.025	mg/L
QC12040706	Blank 1	Nitrite Nitrogen	EPA 300.0	<0.025	mg/L
QC12040706	Blank 2	Nitrite Nitrogen	EPA 300.0	<0.025	mg/L
QC12040707	Blank 1	Nitrate Nitrogen	EPA 300.0	<1.0	mg/L
QC12040707	Blank 2	Nitrate Nitrogen	EPA 300.0	<1.0	mg/L
QC12040707	Blank 3	Nitrate Nitrogen	EPA 300.0	<1.0	mg/L
QC12040708	Blank 1	Nitrate Nitrogen	EPA 300.0	<1.0	mg/L
QC12040708	Blank 2	Nitrate Nitrogen	EPA 300.0	<1.0	mg/L
QC12040716	Blank 1	Sulfate	EPA 300.0	<1.0	mg/L
QC12040716	Blank 2	Sulfate	EPA 300.0	<1.0	mg/L
QC12040716	Blank 3	Sulfate	EPA 300.0	<1.0	mg/L
QC12040803	Blank 1	Total Dissolved Solids (TDS)	SM 2540C	<10	mg/L
QC12050007	Blank 1	Aluminum, Dissolved	EPA 200.7	<0.045	mg/L
		Barium, Dissolved	EPA 200.7	<0.010	mg/L
		Beryllium, Dissolved	EPA 200.7	<0.0010	mg/L
		Bismuth, Dissolved	EPA 200.7	<0.10	mg/L
		Boron, Dissolved	EPA 200.7	<0.10	mg/L
		Cadmium, Dissolved	EPA 200.7	<0.0010	mg/L
		Calcium, Dissolved	EPA 200.7	<0.50	mg/L
		Chromium, Dissolved	EPA 200.7	<0.0050	mg/L
		Cobalt, Dissolved	EPA 200.7	<0.010	mg/L
		Copper, Dissolved	EPA 200.7	<0.050	mg/L
		Gallium, Dissolved	EPA 200.7	<0.10	mg/L
		Iron, Dissolved	EPA 200.7	<0.010	mg/L
		Lithium, Dissolved	EPA 200.7	<0.10	mg/L
		Magnesium, Dissolved	EPA 200.7	<0.50	mg/L
		Manganese, Dissolved	EPA 200.7	<0.0050	mg/L
		Molybdenum, Dissolved	EPA 200.7	<0.010	mg/L
		Nickel, Dissolved	EPA 200.7	<0.010	mg/L
		Phosphorus, Dissolved	EPA 200.7	<0.50	mg/L
		Potassium, Dissolved	EPA 200.7	<0.50	mg/L
		Scandium, Dissolved	EPA 200.7	<0.10	mg/L
		Silver, Dissolved	EPA 200.7	<0.0050	mg/L
		Sodium, Dissolved	EPA 200.7	<0.50	mg/L
		Strontium, Dissolved	EPA 200.7	<0.10	mg/L
		Tin, Dissolved	EPA 200.7	<0.10	mg/L
		Titanium, Dissolved	EPA 200.7	<0.10	mg/L
		Vanadium, Dissolved	EPA 200.7	<0.010	mg/L
		Zinc, Dissolved	EPA 200.7	<0.010	mg/L

475 East Greg Street Suite #119
Sparks, NV 89431 (775) 355-0202
EPA Lab ID: NV00925 - ELAP No: 2523

1084 Lamoille Hwy
Elko, NV 89801 (775) 777-9933
EPA Lab ID: NV00926

3230 Polaris Ave #4
Las Vegas, NV 89102 (702) 475-8899
EPA Lab ID: NV00932

QCBatchID	QCType	Parameter	Method	Result	Units
QC12050008	Blank 1	Aluminum, Dissolved	EPA 200.7	<0.045	mg/L
		Barium, Dissolved	EPA 200.7	0.022	mg/L
		Beryllium, Dissolved	EPA 200.7	<0.0010	mg/L
		Bismuth, Dissolved	EPA 200.7	<0.10	mg/L
		Boron, Dissolved	EPA 200.7	<0.10	mg/L
		Cadmium, Dissolved	EPA 200.7	<0.0010	mg/L
		Calcium, Dissolved	EPA 200.7	<0.50	mg/L
		Chromium, Dissolved	EPA 200.7	<0.0050	mg/L
		Cobalt, Dissolved	EPA 200.7	<0.010	mg/L
		Copper, Dissolved	EPA 200.7	<0.050	mg/L
		Gallium, Dissolved	EPA 200.7	<0.10	mg/L
		Iron, Dissolved	EPA 200.7	<0.010	mg/L
		Lithium, Dissolved	EPA 200.7	<0.10	mg/L
		Magnesium, Dissolved	EPA 200.7	<0.50	mg/L
		Manganese, Dissolved	EPA 200.7	<0.0050	mg/L
		Molybdenum, Dissolved	EPA 200.7	<0.010	mg/L
		Nickel, Dissolved	EPA 200.7	<0.010	mg/L
		Phosphorus, Dissolved	EPA 200.7	<0.50	mg/L
		Potassium, Dissolved	EPA 200.7	<0.50	mg/L
		Scandium, Dissolved	EPA 200.7	<0.10	mg/L
		Silver, Dissolved	EPA 200.7	<0.0050	mg/L
		Sodium, Dissolved	EPA 200.7	<0.50	mg/L
		Strontium, Dissolved	EPA 200.7	<0.10	mg/L
		Tin, Dissolved	EPA 200.7	<0.10	mg/L
		Titanium, Dissolved	EPA 200.7	<0.10	mg/L
		Vanadium, Dissolved	EPA 200.7	<0.010	mg/L
		Zinc, Dissolved	EPA 200.7	<0.010	mg/L
QC12050013	Blank 1	Uranium, Dissolved	EPA 200.8	<0.0050	mg/L
		Mercury, Dissolved	EPA 200.8	<0.00010	mg/L
		Antimony, Dissolved	EPA 200.8	<0.0025	mg/L
		Arsenic, Dissolved	EPA 200.8	<0.0050	mg/L
		Lead, Dissolved	EPA 200.8	<0.0025	mg/L
		Selenium, Dissolved	EPA 200.8	<0.0050	mg/L
		Thallium, Dissolved	EPA 200.8	<0.0010	mg/L
QC12050016	Blank 1	Uranium, Dissolved	EPA 200.8	<0.0050	mg/L
		Mercury, Dissolved	EPA 200.8	<0.00010	mg/L
		Antimony, Dissolved	EPA 200.8	<0.0025	mg/L
		Arsenic, Dissolved	EPA 200.8	<0.0050	mg/L
		Lead, Dissolved	EPA 200.8	<0.0025	mg/L
		Selenium, Dissolved	EPA 200.8	<0.0050	mg/L
		Thallium, Dissolved	EPA 200.8	<0.0010	mg/L

QCBatchID	QCType	Parameter	Method	Result	Actual	% Recovery	Units
QC12040696	LCS 1	pH	SM 4500-H+ B	7.00	7.00	100	pH Units
QC12040696	LCS 2	pH	SM 4500-H+ B	7.00	7.00	100	pH Units
QC12040698	LCS 1	Alkalinity	SM 2320B	101	100	101	mg/L
QC12040698	LCS 2	Alkalinity	SM 2320B	101	100	101	mg/L
QC12040700	LCS 1	Fluoride	EPA 300.0	1.88	2.00	94	mg/L
QC12040704	LCS 1	Chloride	EPA 300.0	10.4	10.0	104	mg/L
QC12040705	LCS 1	Nitrite Nitrogen	EPA 300.0	0.522	0.500	104	mg/L
QC12040706	LCS 1	Nitrite Nitrogen	EPA 300.0	0.522	0.500	104	mg/L
QC12040707	LCS 1	Nitrate Nitrogen	EPA 300.0	2.01	2.00	100	mg/L
QC12040708	LCS 1	Nitrate Nitrogen	EPA 300.0	2.01	2.00	100	mg/L

475 East Greg Street Suite #119
Sparks, NV 89431 (775) 355-0202
EPA Lab ID: NV00925 - ELAP No: 2523

1084 Lamoille Hwy
Elko, NV 89801 (775) 777-9933
EPA Lab ID: NV00926

3230 Polaris Ave #4
Las Vegas, NV 89102 (702) 475-8899
EPA Lab ID: NV00932

QCBatchID	QCType	Parameter	Method	Result	Actual	% Recovery	Units
QC12040716	LCS 1	Sulfate	EPA 300.0	24.9	25.0	100	mg/L
QC12040803	LCS 1	Total Dissolved Solids (TDS)	SM 2540C	139	150	92	mg/L
QC12050007	LCS 1	Aluminum	EPA 200.7	0.953	1.00	95	mg/L
		Barium	EPA 200.7	0.953	1.00	95	mg/L
		Beryllium	EPA 200.7	0.952	1.00	95	mg/L
		Bismuth	EPA 200.7	0.983	1.00	98	mg/L
		Boron	EPA 200.7	0.909	1.00	91	mg/L
		Cadmium	EPA 200.7	0.959	1.00	96	mg/L
		Calcium	EPA 200.7	9.75	10.0	98	mg/L
		Chromium	EPA 200.7	0.944	1.00	94	mg/L
		Cobalt	EPA 200.7	0.959	1.00	96	mg/L
		Copper	EPA 200.7	4.67	5.00	93	mg/L
		Gallium	EPA 200.7	0.951	1.00	95	mg/L
		Iron	EPA 200.7	0.969	1.00	97	mg/L
		Lithium	EPA 200.7	0.955	1.00	96	mg/L
		Magnesium	EPA 200.7	9.63	10.0	96	mg/L
		Manganese	EPA 200.7	0.951	1.00	95	mg/L
		Molybdenum	EPA 200.7	0.953	1.00	95	mg/L
		Nickel	EPA 200.7	4.79	5.00	96	mg/L
		Phosphorus	EPA 200.7	4.81	5.00	96	mg/L
		Potassium	EPA 200.7	9.73	10.0	97	mg/L
		Scandium	EPA 200.7	0.946	1.00	95	mg/L
		Silver	EPA 200.7	0.084	0.090	93	mg/L
		Sodium	EPA 200.7	9.77	10.0	98	mg/L
		Strontium	EPA 200.7	0.979	1.00	98	mg/L
		Tin	EPA 200.7	0.940	1.00	94	mg/L
		Titanium	EPA 200.7	0.957	1.00	96	mg/L
		Vanadium	EPA 200.7	0.948	1.00	95	mg/L
		Zinc	EPA 200.7	0.973	1.00	97	mg/L
QC12050008	LCS 1	Aluminum	EPA 200.7	0.952	1.00	95	mg/L
		Barium	EPA 200.7	0.945	1.00	94	mg/L
		Beryllium	EPA 200.7	0.944	1.00	94	mg/L
		Bismuth	EPA 200.7	0.965	1.00	96	mg/L
		Boron	EPA 200.7	0.910	1.00	91	mg/L
		Cadmium	EPA 200.7	0.946	1.00	95	mg/L
		Calcium	EPA 200.7	9.57	10.0	96	mg/L
		Chromium	EPA 200.7	0.936	1.00	94	mg/L
		Cobalt	EPA 200.7	0.946	1.00	95	mg/L
		Copper	EPA 200.7	4.62	5.00	92	mg/L
		Gallium	EPA 200.7	0.943	1.00	94	mg/L
		Iron	EPA 200.7	0.959	1.00	96	mg/L
		Lithium	EPA 200.7	0.931	1.00	93	mg/L
		Magnesium	EPA 200.7	9.36	10.0	94	mg/L
		Manganese	EPA 200.7	0.940	1.00	94	mg/L
		Molybdenum	EPA 200.7	0.946	1.00	95	mg/L
		Nickel	EPA 200.7	4.74	5.00	95	mg/L
		Phosphorus	EPA 200.7	4.73	5.00	95	mg/L
		Potassium	EPA 200.7	9.54	10.0	95	mg/L
		Scandium	EPA 200.7	0.943	1.00	94	mg/L
		Silver	EPA 200.7	0.084	0.090	93	mg/L
		Sodium	EPA 200.7	9.68	10.0	97	mg/L
		Strontium	EPA 200.7	0.977	1.00	98	mg/L
		Tin	EPA 200.7	0.928	1.00	93	mg/L

475 East Greg Street Suite #119
Sparks, NV 89431 (775) 355-0202
EPA Lab ID: NV00925 - ELAP No: 2523

1084 Lamoille Hwy
Elko, NV 89801 (775) 777-9933
EPA Lab ID: NV00926

3230 Polaris Ave #4
Las Vegas, NV 89102 (702) 475-8899
EPA Lab ID: NV00932

QCBatchID	QCType	Parameter	Method	Result	Actual	% Recovery	Units
		Titanium	EPA 200.7	0.951	1.00	95	mg/L
		Vanadium	EPA 200.7	0.941	1.00	94	mg/L
		Zinc	EPA 200.7	0.955	1.00	96	mg/L
QC12050013	LCS 1	Mercury	EPA 200.8	0.000878	0.001	88	mg/L
		Antimony	EPA 200.8	0.0091	0.010	91	mg/L
		Arsenic	EPA 200.8	0.0479	0.050	96	mg/L
		Lead	EPA 200.8	0.0093	0.010	93	mg/L
		Selenium	EPA 200.8	0.0447	0.050	89	mg/L
		Thallium	EPA 200.8	0.0092	0.010	92	mg/L
		Uranium	EPA 200.8	0.0091	0.010	91	mg/L
QC12050016	LCS 1	Mercury	EPA 200.8	0.001052	0.001	105	mg/L
		Antimony	EPA 200.8	0.0098	0.010	98	mg/L
		Arsenic	EPA 200.8	0.0495	0.050	99	mg/L
		Lead	EPA 200.8	0.0106	0.010	106	mg/L
		Selenium	EPA 200.8	0.0471	0.050	94	mg/L
		Thallium	EPA 200.8	0.0103	0.010	103	mg/L
		Uranium	EPA 200.8	0.0105	0.010	105	mg/L

QCBatchID	QCType	Parameter	Method	Duplicate Sample	Sample Result	Duplicate Result		Units	RPD
QC12040696	Duplicate	pH	SM 4500-H+ B	1204377-001	7.34	7.38		pH Units	1 %
QC12040696	Duplicate	pH	SM 4500-H+ B	1204379-001	7.62	7.64		pH Units	<1%
QC12040696	Duplicate	pH	SM 4500-H+ B	1204384-001	7.19	7.24		pH Units	1 %
QC12040696	Duplicate	pH	SM 4500-H+ B	1204384-005	7.30	7.18	Q	pH Units	2 %
QC12040698	Duplicate	Bicarbonate (HCO3)	SM 2320B	1204377-001	151	152		mg/L	<1%
		Carbonate (CO3)	SM 2320B	1204377-001	<1.000	<1.000		mg/L	<1%
		Hydroxide (OH)	SM 2320B	1204377-001	<1.000	<1.000		mg/L	<1%
		Total Alkalinity	SM 2320B	1204377-001	124	124		mg/L as CaCO3	<1%
QC12040698	Duplicate	Bicarbonate (HCO3)	SM 2320B	1204379-001	159	157		mg/L	1 %
		Carbonate (CO3)	SM 2320B	1204379-001	<1.000	<1.000		mg/L	<1%
		Hydroxide (OH)	SM 2320B	1204379-001	<1.000	<1.000		mg/L	<1%
		Total Alkalinity	SM 2320B	1204379-001	130	129		mg/L as CaCO3	1 %
QC12040698	Duplicate	Bicarbonate (HCO3)	SM 2320B	1204384-001	22.4	22.7		mg/L	1 %
		Carbonate (CO3)	SM 2320B	1204384-001	<1.000	<1.000		mg/L	<1%
		Hydroxide (OH)	SM 2320B	1204384-001	<1.000	<1.000		mg/L	<1%
		Total Alkalinity	SM 2320B	1204384-001	18.4	18.6		mg/L as CaCO3	1 %
QC12040698	Duplicate	Bicarbonate (HCO3)	SM 2320B	1204384-005	47.7	46.1		mg/L	3 %
		Carbonate (CO3)	SM 2320B	1204384-005	<1.000	<1.000		mg/L	<1%
		Hydroxide (OH)	SM 2320B	1204384-005	<1.000	<1.000		mg/L	<1%
		Total Alkalinity	SM 2320B	1204384-005	39.1	37.8		mg/L as CaCO3	3 %
QC12040803	Duplicate	Total Dissolved Solids (TDS)	SM 2540C	1204370-002	810	848		mg/L	5 %
QC12040803	Duplicate	Total Dissolved Solids (TDS)	SM 2540C	1204385-005	374	374		mg/L	<1%

QCBatchID	QCType	Parameter	Method	Spike Sample	Sample Result	MS Result	MSD Result	Spike Value	Units	MS % Rec.	MSD % Rec.	RPD
QC12040700	MS 1	Fluoride	EPA 300.0	1204384-001	0.153	2.11	2.09	2.00	mg/L	98	97	1 %
QC12040700	MS 2	Fluoride	EPA 300.0	1204385-006	0.431	2.30	2.24	2.00	mg/L	94	90	3 %
QC12040704	MS 1	Chloride	EPA 300.0	1204384-001	<1.000	5.42	5.38	5.00	mg/L	103	102	1 %

475 East Greg Street Suite #119
Sparks, NV 89431 (775) 355-0202
EPA Lab ID: NV00925 - ELAP No: 2523

1084 Lamoille Hwy
Elko, NV 89801 (775) 777-9933
EPA Lab ID: NV00926

3230 Polaris Ave #4
Las Vegas, NV 89102 (702) 475-8899
EPA Lab ID: NV00932

QCBatchID	QCType	Parameter	Method	Spike Sample	Sample Result		MS Result	MSD Result	Spike Value	Units	MS % Rec.	MSD % Rec.	RPD
QC12040704	MS 2	Chloride	EPA 300.0	1204385-006	<1.000		5.16	5.14	5.00	mg/L	102	102	<1%
QC12040705	MS 1	Nitrite Nitrogen	EPA 300.0	1204363-001	<0.025		0.506	0.512	0.500	mg/L	100	101	1 %
QC12040705	MS 2	Nitrite Nitrogen	EPA 300.0	1204363-012	<0.025		0.518	0.515	0.500	mg/L	102	101	1 %
QC12040706	MS 1	Nitrite Nitrogen	EPA 300.0	1204385-006	<0.030		0.510	0.508	0.500	mg/L	100	100	<1%
QC12040707	MS 1	Nitrate Nitrogen	EPA 300.0	1204363-001	<1.000		2.03	2.06	2.00	mg/L	100	101	1 %
QC12040707	MS 2	Nitrate Nitrogen	EPA 300.0	1204363-012	<1.000		2.04	2.05	2.00	mg/L	100	101	<1%
QC12040708	MS 1	Nitrate Nitrogen	EPA 300.0	1204385-006	<1.000		2.05	2.10	2.00	mg/L	99	101	2 %
QC12040716	MS 1	Sulfate	EPA 300.0	1204384-001	23.4		32.4	32.2	10.0	mg/L	89	88	1 %
QC12040716	MS 2	Sulfate	EPA 300.0	1204385-006	33.8	M	39.6	39.0	10.0	mg/L	NC	NC	NC
QC12050007	MS 1	Aluminum, Dissolved	EPA 200.7	1204454-002	<0.045		0.939	0.951	1.00	mg/L	91	93	1 %
		Barium, Dissolved	EPA 200.7	1204454-002	0.883		1.79	1.87	1.00	mg/L	91	99	4 %
		Beryllium, Dissolved	EPA 200.7	1204454-002	<0.001		0.965	0.975	1.00	mg/L	96	97	1 %
		Bismuth, Dissolved	EPA 200.7	1204454-002	<0.100		0.943	0.943	1.00	mg/L	93	93	<1%
		Boron, Dissolved	EPA 200.7	1204454-002	<0.100		0.957	0.982	1.00	mg/L	95	98	3 %
		Cadmium, Dissolved	EPA 200.7	1204454-002	<0.001		0.946	0.966	1.00	mg/L	95	97	2 %
		Calcium, Dissolved	EPA 200.7	1204454-002	101		110	115	10.0	mg/L	90	140	4 %
		Chromium, Dissolved	EPA 200.7	1204454-002	<0.005		0.942	0.958	1.00	mg/L	94	96	2 %
		Cobalt, Dissolved	EPA 200.7	1204454-002	<0.010		0.940	0.959	1.00	mg/L	94	96	2 %
		Copper, Dissolved	EPA 200.7	1204454-002	<0.050		4.83	4.89	5.00	mg/L	97	98	1 %
		Gallium, Dissolved	EPA 200.7	1204454-002	<0.100		0.921	0.932	1.00	mg/L	92	93	1 %
		Iron, Dissolved	EPA 200.7	1204454-002	<0.010		0.975	0.973	1.00	mg/L	97	97	<1%
		Lithium, Dissolved	EPA 200.7	1204454-002	<0.100		0.991	0.988	1.00	mg/L	94	94	<1%
		Magnesium, Dissolved	EPA 200.7	1204454-002	<0.500		9.78	9.88	10.0	mg/L	96	97	1 %
		Manganese, Dissolved	EPA 200.7	1204454-002	<0.005		0.894	0.906	1.00	mg/L	93	94	1 %
		Molybdenum, Dissolved	EPA 200.7	1204454-002	<0.010		0.940	0.952	1.00	mg/L	94	95	1 %
		Nickel, Dissolved	EPA 200.7	1204454-002	<0.010		4.69	4.78	5.00	mg/L	94	96	2 %
		Phosphorus, Dissolved	EPA 200.7	1204454-002	<0.500		4.93	5.05	5.00	mg/L	99	101	2 %
		Potassium, Dissolved	EPA 200.7	1204454-002	32.3		42.0	43.2	10.0	mg/L	97	109	3 %
		Scandium, Dissolved	EPA 200.7	1204454-002	<0.100		0.951	0.955	1.00	mg/L	95	96	<1%
		Silver, Dissolved	EPA 200.7	1204454-002	<0.005		0.085	0.086	0.090	mg/L	97	98	1 %
		Sodium, Dissolved	EPA 200.7	1204454-002	85.9		95.2	99.0	10.0	mg/L	93	131	4 %
		Strontium, Dissolved	EPA 200.7	1204454-002	1.34		2.29	2.34	1.00	mg/L	95	100	2 %
		Tin, Dissolved	EPA 200.7	1204454-002	<0.100		0.895	0.906	1.00	mg/L	94	95	1 %
		Titanium, Dissolved	EPA 200.7	1204454-002	<0.100		0.966	0.961	1.00	mg/L	97	96	1 %
		Vanadium, Dissolved	EPA 200.7	1204454-002	<0.010		0.948	0.963	1.00	mg/L	95	97	2 %
		Zinc, Dissolved	EPA 200.7	1204454-002	<0.010		0.970	0.995	1.00	mg/L	97	99	3 %
QC12050008	MS 1	Aluminum, Dissolved	EPA 200.7	1204454-003	0.059		0.981	1.03	1.00	mg/L	92	97	5 %
		Barium, Dissolved	EPA 200.7	1204454-003	<0.010		0.959	0.972	1.00	mg/L	95	97	1 %
		Beryllium, Dissolved	EPA 200.7	1204454-003	<0.001		0.963	0.980	1.00	mg/L	96	98	2 %
		Bismuth, Dissolved	EPA 200.7	1204454-003	<0.100		0.938	0.954	1.00	mg/L	93	95	2 %
		Boron, Dissolved	EPA 200.7	1204454-003	<0.100		0.944	0.961	1.00	mg/L	95	97	2 %
		Cadmium, Dissolved	EPA 200.7	1204454-003	<0.001		0.975	0.977	1.00	mg/L	98	98	<1%
		Calcium, Dissolved	EPA 200.7	1204454-003	22.2		30.7	30.1	10.0	mg/L	85	79	2 %
		Chromium, Dissolved	EPA 200.7	1204454-003	<0.005		0.951	0.965	1.00	mg/L	95	97	1 %
		Cobalt, Dissolved	EPA 200.7	1204454-003	<0.010		0.966	0.969	1.00	mg/L	97	97	<1%
		Copper, Dissolved	EPA 200.7	1204454-003	<0.050		4.74	4.85	5.00	mg/L	95	97	2 %
		Gallium, Dissolved	EPA 200.7	1204454-003	<0.100		0.942	0.955	1.00	mg/L	94	96	1 %
		Iron, Dissolved	EPA 200.7	1204454-003	<0.010		0.950	0.944	1.00	mg/L	95	95	1 %
		Lithium, Dissolved	EPA 200.7	1204454-003	<0.100		0.904	0.903	1.00	mg/L	91	91	<1%
		Magnesium, Dissolved	EPA 200.7	1204454-003	7.43		16.7	16.3	10.0	mg/L	93	89	2 %
		Manganese, Dissolved	EPA 200.7	1204454-003	<0.005		0.941	0.958	1.00	mg/L	95	97	2 %
		Molybdenum, Dissolved	EPA 200.7	1204454-003	<0.010		0.954	0.975	1.00	mg/L	96	98	2 %

475 East Greg Street Suite #119
Sparks, NV 89431 (775) 355-0202
EPA Lab ID: NV00925 - ELAP No: 2523

1084 Lamoille Hwy
Elko, NV 89801 (775) 777-9933
EPA Lab ID: NV00926

3230 Polaris Ave #4
Las Vegas, NV 89102 (702) 475-8899
EPA Lab ID: NV00932

QCBatchID	QCType	Parameter	Method	Spike Sample	Sample Result		MS Result	MSD Result	Spike Value	Units	MS % Rec.	MSD % Rec.	RPD
		Nickel, Dissolved	EPA 200.7	1204454-003	<0.010		4.82	4.83	5.00	mg/L	96	97	<1%
		Phosphorus, Dissolved	EPA 200.7	1204454-003	<0.500		5.04	5.07	5.00	mg/L	100	101	1 %
		Potassium, Dissolved	EPA 200.7	1204454-003	21.8		30.7	30.3	10.0	mg/L	89	85	1 %
		Scandium, Dissolved	EPA 200.7	1204454-003	<0.100		0.941	0.962	1.00	mg/L	94	96	2 %
		Silver, Dissolved	EPA 200.7	1204454-003	<0.005		0.084	0.086	0.090	mg/L	95	97	2 %
		Sodium, Dissolved	EPA 200.7	1204454-003	60.2	SC	67.1	66.2	10.0	mg/L	NC	NC	NC
		Strontium, Dissolved	EPA 200.7	1204454-003	<0.100		0.988	0.991	1.00	mg/L	93	93	<1%
		Tin, Dissolved	EPA 200.7	1204454-003	<0.100		0.930	0.949	1.00	mg/L	95	97	2 %
		Titanium, Dissolved	EPA 200.7	1204454-003	<0.100		0.933	0.934	1.00	mg/L	93	93	<1%
		Vanadium, Dissolved	EPA 200.7	1204454-003	<0.010		0.966	0.978	1.00	mg/L	96	97	1 %
		Zinc, Dissolved	EPA 200.7	1204454-003	<0.010		1.01	0.999	1.00	mg/L	101	100	1 %
QC12050013	MS 1	Uranium, Dissolved	EPA 200.8	1204454-002	<0.0100		<0.0100	<0.0100	0.010	mg/L	100	100	#Erro
		Mercury, Dissolved	EPA 200.8	1204454-002	<0.00010		0.000839	0.000871	0.001	mg/L	80	83	4 %
		Antimony, Dissolved	EPA 200.8	1204454-002	<0.0025		0.0099	0.0098	0.010	mg/L	98	98	1 %
		Arsenic, Dissolved	EPA 200.8	1204454-002	<0.0050		0.0511	0.0510	0.050	mg/L	102	103	<1%
		Lead, Dissolved	EPA 200.8	1204454-002	<0.0025		0.0093	0.0093	0.010	mg/L	93	93	<1%
		Selenium, Dissolved	EPA 200.8	1204454-002	<0.0050		0.0438	0.0436	0.050	mg/L	87	86	<1%
		Thallium, Dissolved	EPA 200.8	1204454-002	<0.0010		0.0091	0.0091	0.010	mg/L	90	91	<1%
QC12050016	MS 1	Uranium, Dissolved	EPA 200.8	1204454-003	<0.0050		0.0097	0.0098	0.010	mg/L	97	98	1 %
		Mercury, Dissolved	EPA 200.8	1204454-003	<0.00010		0.000941	0.000950	0.001	mg/L	92	93	1 %
		Antimony, Dissolved	EPA 200.8	1204454-003	<0.0025		0.0106	0.0105	0.010	mg/L	99	98	1 %
		Arsenic, Dissolved	EPA 200.8	1204454-003	<0.0050		0.0499	0.0499	0.050	mg/L	100	100	<1%
		Lead, Dissolved	EPA 200.8	1204454-003	<0.0025		0.0097	0.0097	0.010	mg/L	97	97	<1%
		Selenium, Dissolved	EPA 200.8	1204454-003	<0.0050		0.0438	0.0445	0.050	mg/L	88	89	2 %
		Thallium, Dissolved	EPA 200.8	1204454-003	<0.0010		0.0091	0.0093	0.010	mg/L	91	93	2 %

475 East Greg Street Suite #119
Sparks, NV 89431 (775) 355-0202
EPA Lab ID: NV00925 - ELAP No: 2523

1084 Lamoille Hwy
Elko, NV 89801 (775) 777-9933
EPA Lab ID: NV00926

3230 Polaris Ave #4
Las Vegas, NV 89102 (702) 475-8899
EPA Lab ID: NV00932

WETLAB
WESTERN ENVIRONMENTAL TESTING LABORATORY
Specializing in Soil, Hazardous Waste and Water Analysis.
475 E. Greg Street #119 | Sparks, Nevada 89431
tel (775) 355-0202 | fax (775) 355-0817 | www.WETLaboratory.com

Lab Number 1204385
Report Due Date: 5/4/12
Page 1 of 1

Client: McClelland Laboratories, Inc.
Address: 1016 Greg Street
City, State & Zip: Sparks, NV 89431
Contact: Gene McClelland
Phone: 775-356-1300
Collector's Name: Robert
Fax: 775-356-8917
Project Name:
P.O. Number:
Project Number: 3438
Email: mll@mettest.com

Turnaround Time
Standard ____ 5-Day ____ Other ____

Billing Address (if different than Client Address):
Company: ____
Address: ____
City, State & Zip: ____
Contact: ____
Phone: ____
Fax: ____
Email: ____

Additional Information

Fax Results	Y	N	To: Client	Billing
Email Results	Y	N	To: Client	Billing
Compliance Monitoring	Y	N		
Fax Results to State EPA	Y	N		

Sample Type Codes

DW = Drinking Water	SD = Solid
WW = Wastewater	SO = Soil
SW = Surface Water	HW = Hazardous Waste
MW = Monitoring Well	OTHER: ____

SAMPLE ID/LOCATION		DATE	TIME	SAMPLE TYPE	NO. OF CONTAINERS	Profile II w/o Rad	Uranium	Spl. No.
604 669	Wk:64	04/20/12	9:00	WW	2	X	X	1
604 673	↓	↓	↓	↓	↓	↓	↓	2
604 767								3
SRK 0854								4
SRK 0858								5
SRK 0872	↓	↓	↓	↓	↓	↓	↓	6

1204385 6

Instructions/Comments/Special Requirements:

SAMPLE RECEIPT	DATE	TIME	Samples Relinquished By	Samples Received By
Temperature 5 °C	4/20	1615		
Custody Seals Intact? Y N (None)				
Number of Containers 12				

WETLAB'S Standard Terms and Conditions apply unless written agreements specify otherwise. Payment terms are Net 30.

To the maximum extent permitted by law, the Client agrees to limit the liability of WETLAB for the Client's damages to the total compesation received, unless other agreements are made in writing. This limitation shall apply regardless of the cause of action or legal theory pled or asserted.

301.2E

4/6/2012

McClelland Laboratory
1016 Greg Street
Sparks, NV 89431
Attn: Gene McClelland

OrderID: *1203479*

Dear: Gene McClelland

This is to transmit the attached analytical report. The analytical data and information contained therein was generated using specified or selected methods contained in references, such as Standard Methods for the Examination of Water and Wastewater, 18th & 19th editions, Methods for Determination of Organic Compounds in Drinking Water, EPA-600/4-79-020, and Test Methods for Evaluation of Solid Waste, Physical/Chemical Methods (SW846) Third Edition.

The samples were received by WETLAB-Western Environmental Testing Laboratory in good condition on 3/23/2012. Additional comments are located on page 2 of this report.

If you should have any questions or comments regarding this report, please do not hesitate to call.

Sincerely,

Andy Smith
QA Manager

SPARKS
475 E. Greg Street, Suite 119
Sparks, Nevada 89431
tel (775) 355-0202
fax (775) 355-0817

ELKO
1084 Lamoille Hwy.
Elko, Nevada 89801
tel (775) 777-9933
fax (775) 777-9933

LAS VEGAS
3230 Polaris Ave., Suite 4
Las Vegas, Nevada 89102
tel (702) 475-8899
fax (702) 776-6152

Western Environmental Testing Laboratory
Report Comments

McClelland Laboratory - 1203479

General Comments

On Sample 1203479-005 the result for Sulfate (as analyzed using EPA 300.0) was unexpectedly high when compared to the TDS results. Because of this, the results for Sulfur have been used to calculate a theoretical Sulfate result.

Specific Comments

Due to the sample matrix it was necessary to analyze the following at a dilution:
1203479-003 Potassium
1203479-005 Nitrite Nitrogen, Chloride, Fluoride
1203479-006 Iron
The reporting limits have been adjusted accordingly.

Data Qualifier Legend

B	-- Blank contamination; Analyte detected above the method reporting limit in an associated blank
HT	-- Sample held beyond the accepted holding time
J	-- The reported value is between the laboratory method detection limit and the laboratory practical quantitation limit
M	-- Reported value is estimated; The sample matrix interfered with the analysis
N	-- There was insufficient sample available to perform a spike and/or duplicate on this analytical batch.
NC	-- Not calculated due to matrix interference
Q	-- Reported value is estimated; The value failed to meet QC criteria for either precision or accuracy
SC	-- Spike recovery not calculated. Sample concentration >4X the spike amount; therefore, the spike could not be adequately recovered.

475 East Greg Street Suite #119
Sparks, NV 89431 (775) 355-0202
EPA Lab ID: NV00925 - ELAP No: 2523

1084 Lamoille Hwy
Elko, NV 89801 (775) 777-9933
EPA Lab ID: NV00926

3230 Polaris Ave #4
Las Vegas, NV 89102 (702) 475-8899
EPA Lab ID: NV00932

Western Environmental Testing Laboratory
Analytical Report

McClelland Laboratory
1016 Greg Street
Sparks, NV 89431
Attn: Gene McClelland
Phone: (775) 356-1300 **Fax:** (775) 356-8917
PO\Project: *3438*

Date Printed: 4/6/2012
OrderID: *1203479*

Customer Sample ID: 604 669 WK:60
WETLAB Sample ID: 1203479-001

Collect Date/Time: 3/23/2012 09:00
Receive Date: 3/23/2012 13:50

PROFILE II

Parameter	Method	Results	Units	Reporting Limit	Date Analyzed
pH	SM 4500-H+ B	7.57	pH Units		3/23/2012
Bicarbonate (HCO3)	SM 2320B	33	mg/L	1.0	3/23/2012
Carbonate (CO3)	SM 2320B	<1.0	mg/L	1.0	3/23/2012
Hydroxide (OH)	SM 2320B	<1.0	mg/L	1.0	3/23/2012
Total Alkalinity	SM 2320B	27	mg/L as CaCO3	1.0	3/23/2012
Chloride	EPA 300.0	<1.00	mg/L	1.00	3/23/2012
Fluoride	EPA 300.0	0.37	mg/L	0.10	3/23/2012
Sulfate	EPA 300.0	33	mg/L	1.0	3/23/2012
Nitrate Nitrogen	EPA 300.0	<1.0	mg/L	1.0	3/23/2012
Nitrite Nitrogen	EPA 300.0	<0.025	mg/L	0.025	3/23/2012
Total Dissolved Solids (TDS)	SM 2540C	85	mg/L	10	3/26/2012
Aluminum	EPA 200.7	<0.045	mg/L	0.045	3/29/2012
Barium	EPA 200.7	<0.010	mg/L	0.010	3/29/2012
Beryllium	EPA 200.7	<0.0010	mg/L	0.0010	3/29/2012
Bismuth	EPA 200.7	<0.10	mg/L	0.10	3/29/2012
Boron	EPA 200.7	<0.10	mg/L	0.10	3/29/2012
Cadmium	EPA 200.7	<0.0010	mg/L	0.0010	3/29/2012
Calcium	EPA 200.7	16	mg/L	0.50	3/29/2012
Chromium	EPA 200.7	<0.0050	mg/L	0.0050	3/29/2012
Cobalt	EPA 200.7	<0.010	mg/L	0.010	3/29/2012
Copper	EPA 200.7	<0.050	mg/L	0.050	3/29/2012
Gallium	EPA 200.7	<0.10	mg/L	0.10	3/29/2012
Iron	EPA 200.7	<0.010	mg/L	0.010	3/29/2012
Lithium	EPA 200.7	<0.10	mg/L	0.10	3/29/2012
Magnesium	EPA 200.7	3.4	mg/L	0.50	3/29/2012
Manganese	EPA 200.7	1.0	mg/L	0.0050	3/29/2012
Molybdenum	EPA 200.7	<0.010	mg/L	0.010	3/29/2012

475 East Greg Street Suite #119
Sparks, NV 89431 (775) 355-0202
EPA Lab ID: NV00925 - ELAP No: 2523

1084 Lamoille Hwy
Elko, NV 89801 (775) 777-9933
EPA Lab ID: NV00926

3230 Polaris Ave #4
Las Vegas, NV 89102 (702) 475-8899
EPA Lab ID: NV00932

Customer Sample ID: 604 669 WK:60
WETLAB Sample ID: 1203479-001
Collect Date/Time: 3/23/2012 09:00
Receive Date: 3/23/2012 13:50

PROFILE II

Parameter	Method	Results	Units	Reporting Limit	Date Analyzed
Nickel	EPA 200.7	<0.010	mg/L	0.010	3/29/2012
Phosphorus	EPA 200.7	<0.50	mg/L	0.50	3/29/2012
Potassium	EPA 200.7	0.90	mg/L	0.50	3/29/2012
Scandium	EPA 200.7	<0.10	mg/L	0.10	3/29/2012
Silver	EPA 200.7	<0.0050	mg/L	0.0050	3/29/2012
Sodium	EPA 200.7	<0.50	mg/L	0.50	3/29/2012
Strontium	EPA 200.7	0.12	mg/L	0.10	3/29/2012
Tin	EPA 200.7	<0.10	mg/L	0.10	3/29/2012
Titanium	EPA 200.7	<0.10	mg/L	0.10	3/29/2012
Vanadium	EPA 200.7	<0.010	mg/L	0.010	3/29/2012
Zinc	EPA 200.7	0.012	mg/L	0.010	3/29/2012
Mercury	EPA 200.8	<0.00010	mg/L	0.00010	3/30/2012
Antimony	EPA 200.8	<0.0025	mg/L	0.0025	3/30/2012
Arsenic	EPA 200.8	<0.0050	mg/L	0.0050	3/30/2012
Lead	EPA 200.8	<0.0025	mg/L	0.0025	3/30/2012
Selenium	EPA 200.8	<0.0050	mg/L	0.0050	3/30/2012
Thallium	EPA 200.8	<0.0010	mg/L	0.0010	3/30/2012
Uranium	EPA 200.8	<0.010	mg/L	0.010	3/30/2012
Anions	Calculation	1.25	meq/L	0.10	
Cations	Calculation	1.14	meq/L	0.10	
Error	Calculation	4.6	%	1.0	

Customer Sample ID: 604 673 WK:60
WETLAB Sample ID: 1203479-002
Collect Date/Time: 3/23/2012 09:00
Receive Date: 3/23/2012 13:50

PROFILE II

Parameter	Method	Results	Units	Reporting Limit	Date Analyzed
pH	SM 4500-H+ B	5.96	pH Units		3/23/2012
Bicarbonate (HCO3)	SM 2320B	1.0	mg/L	1.0	3/23/2012
Carbonate (CO3)	SM 2320B	<1.0	mg/L	1.0	3/23/2012
Hydroxide (OH)	SM 2320B	<1.0	mg/L	1.0	3/23/2012
Total Alkalinity	SM 2320B	<1.0	mg/L as CaCO3	1.0	3/23/2012
Chloride	EPA 300.0	<1.00	mg/L	1.00	3/23/2012
Fluoride	EPA 300.0	0.37	mg/L	0.10	3/23/2012
Sulfate	EPA 300.0	18	mg/L	1.0	3/23/2012
Nitrate Nitrogen	EPA 300.0	<1.0	mg/L	1.0	3/23/2012
Nitrite Nitrogen	EPA 300.0	<0.025	mg/L	0.025	3/23/2012
Total Dissolved Solids (TDS)	SM 2540C	43	mg/L	10	3/26/2012
Aluminum	EPA 200.7	<0.045	mg/L	0.045	3/29/2012

475 East Greg Street Suite #119
Sparks, NV 89431 (775) 355-0202
EPA Lab ID: NV00925 - ELAP No: 2523

1084 Lamoille Hwy
Elko, NV 89801 (775) 777-9933
EPA Lab ID: NV00926

3230 Polaris Ave #4
Las Vegas, NV 89102 (702) 475-8899
EPA Lab ID: NV00932

Customer Sample ID: 604 673 WK:60
WETLAB Sample ID: 1203479-002

Collect Date/Time: 3/23/2012 09:00
Receive Date: 3/23/2012 13:50

PROFILE II

Parameter	Method	Results	Units	Reporting Limit	Date Analyzed
Barium	EPA 200.7	0.054	mg/L	0.010	3/29/2012
Beryllium	EPA 200.7	<0.0010	mg/L	0.0010	3/29/2012
Bismuth	EPA 200.7	<0.10	mg/L	0.10	3/29/2012
Boron	EPA 200.7	<0.10	mg/L	0.10	3/29/2012
Cadmium	EPA 200.7	<0.0010	mg/L	0.0010	3/29/2012
Calcium	EPA 200.7	5.7	mg/L	0.50	3/29/2012
Chromium	EPA 200.7	<0.0050	mg/L	0.0050	3/29/2012
Cobalt	EPA 200.7	<0.010	mg/L	0.010	3/29/2012
Copper	EPA 200.7	0.24	mg/L	0.050	3/29/2012
Gallium	EPA 200.7	<0.10	mg/L	0.10	3/29/2012
Iron	EPA 200.7	<0.010	mg/L	0.010	3/29/2012
Lithium	EPA 200.7	<0.10	mg/L	0.10	3/29/2012
Magnesium	EPA 200.7	0.83	mg/L	0.50	3/29/2012
Manganese	EPA 200.7	0.050	mg/L	0.0050	3/29/2012
Molybdenum	EPA 200.7	<0.010	mg/L	0.010	3/29/2012
Nickel	EPA 200.7	<0.010	mg/L	0.010	3/29/2012
Phosphorus	EPA 200.7	<0.50	mg/L	0.50	3/29/2012
Potassium	EPA 200.7	0.92	mg/L	0.50	3/29/2012
Scandium	EPA 200.7	<0.10	mg/L	0.10	3/29/2012
Silver	EPA 200.7	<0.0050	mg/L	0.0050	3/29/2012
Sodium	EPA 200.7	<0.50	mg/L	0.50	3/29/2012
Strontium	EPA 200.7	<0.10	mg/L	0.10	3/29/2012
Tin	EPA 200.7	<0.10	mg/L	0.10	3/29/2012
Titanium	EPA 200.7	<0.10	mg/L	0.10	3/29/2012
Vanadium	EPA 200.7	<0.010	mg/L	0.010	3/29/2012
Zinc	EPA 200.7	0.031	mg/L	0.010	3/29/2012
Mercury	EPA 200.8	<0.00010	mg/L	0.00010	3/30/2012
Antimony	EPA 200.8	<0.0025	mg/L	0.0025	3/30/2012
Arsenic	EPA 200.8	<0.0050	mg/L	0.0050	3/30/2012
Lead	EPA 200.8	<0.0025	mg/L	0.0025	3/30/2012
Selenium	EPA 200.8	<0.0050	mg/L	0.0050	3/30/2012
Thallium	EPA 200.8	<0.0010	mg/L	0.0010	3/30/2012
Uranium	EPA 200.8	<0.010	mg/L	0.010	3/30/2012
Anions	Calculation	0.41	meq/L	0.10	
Cations	Calculation	0.39	meq/L	0.10	
Error	Calculation	3.0	%	1.0	

475 East Greg Street Suite #119
Sparks, NV 89431 (775) 355-0202
EPA Lab ID: NV00925 - ELAP No: 2523

1084 Lamoille Hwy
Elko, NV 89801 (775) 777-9933
EPA Lab ID: NV00926

3230 Polaris Ave #4
Las Vegas, NV 89102 (702) 475-8899
EPA Lab ID: NV00932

Customer Sample ID: 604 767 WK:60
WETLAB Sample ID: 1203479-003

Collect Date/Time: 3/23/2012 09:00
Receive Date: 3/23/2012 13:50

PROFILE II

Parameter	Method	Results	Units	Reporting Limit	Date Analyzed
pH	SM 4500-H+ B	7.70	pH Units		3/23/2012
Bicarbonate (HCO3)	SM 2320B	41	mg/L	1.0	3/23/2012
Carbonate (CO3)	SM 2320B	<1.0	mg/L	1.0	3/23/2012
Hydroxide (OH)	SM 2320B	<1.0	mg/L	1.0	3/23/2012
Total Alkalinity	SM 2320B	33	mg/L as CaCO3	1.0	3/23/2012
Chloride	EPA 300.0	<1.00	mg/L	1.00	3/23/2012
Fluoride	EPA 300.0	1.8	mg/L	0.10	3/23/2012
Sulfate	EPA 300.0	23	mg/L	1.0	3/23/2012
Nitrate Nitrogen	EPA 300.0	<1.0	mg/L	1.0	3/23/2012
Nitrite Nitrogen	EPA 300.0	<0.025	mg/L	0.025	3/23/2012
Total Dissolved Solids (TDS)	SM 2540C	70	mg/L	10	3/26/2012
Aluminum	EPA 200.7	<0.045	mg/L	0.045	3/29/2012
Barium	EPA 200.7	0.033	mg/L	0.010	3/29/2012
Beryllium	EPA 200.7	<0.0010	mg/L	0.0010	3/29/2012
Bismuth	EPA 200.7	<0.10	mg/L	0.10	3/29/2012
Boron	EPA 200.7	<0.10	mg/L	0.10	3/29/2012
Cadmium	EPA 200.7	<0.0010	mg/L	0.0010	3/29/2012
Calcium	EPA 200.7	15	mg/L	0.50	3/29/2012
Chromium	EPA 200.7	<0.0050	mg/L	0.0050	3/29/2012
Cobalt	EPA 200.7	<0.010	mg/L	0.010	3/29/2012
Copper	EPA 200.7	<0.050	mg/L	0.050	3/29/2012
Gallium	EPA 200.7	<0.10	mg/L	0.10	3/29/2012
Iron	EPA 200.7	<0.010	mg/L	0.010	3/29/2012
Lithium	EPA 200.7	<0.10	mg/L	0.10	3/29/2012
Magnesium	EPA 200.7	4.8	mg/L	0.50	3/29/2012
Manganese	EPA 200.7	0.15	mg/L	0.0050	3/29/2012
Molybdenum	EPA 200.7	<0.010	mg/L	0.010	3/29/2012
Nickel	EPA 200.7	<0.010	mg/L	0.010	3/29/2012
Phosphorus	EPA 200.7	<0.50	mg/L	0.50	3/29/2012
Potassium	EPA 200.7	<2.5	mg/L	2.5	3/30/2012
Scandium	EPA 200.7	<0.10	mg/L	0.10	3/29/2012
Silver	EPA 200.7	<0.0050	mg/L	0.0050	3/29/2012
Sodium	EPA 200.7	<0.50	mg/L	0.50	3/29/2012
Strontium	EPA 200.7	0.13	mg/L	0.10	3/29/2012
Tin	EPA 200.7	<0.10	mg/L	0.10	3/29/2012
Titanium	EPA 200.7	<0.10	mg/L	0.10	3/29/2012
Vanadium	EPA 200.7	<0.010	mg/L	0.010	3/29/2012
Zinc	EPA 200.7	0.011	mg/L	0.010	3/29/2012

475 East Greg Street Suite #119
Sparks, NV 89431 (775) 355-0202
EPA Lab ID: NV00925 - ELAP No: 2523

1084 Lamoille Hwy
Elko, NV 89801 (775) 777-9933
EPA Lab ID: NV00926

3230 Polaris Ave #4
Las Vegas, NV 89102 (702) 475-8899
EPA Lab ID: NV00932

Customer Sample ID: 604 767 WK:60 **Collect Date/Time:** 3/23/2012 09:00
WETLAB Sample ID: 1203479-003 **Receive Date:** 3/23/2012 13:50

PROFILE II

Parameter	Method	Results	Units	Reporting Limit	Date Analyzed
Mercury	EPA 200.8	<0.00010	mg/L	0.00010	3/30/2012
Antimony	EPA 200.8	<0.0025	mg/L	0.0025	3/30/2012
Arsenic	EPA 200.8	<0.0050	mg/L	0.0050	3/30/2012
Lead	EPA 200.8	<0.0025	mg/L	0.0025	3/30/2012
Selenium	EPA 200.8	<0.0050	mg/L	0.0050	3/30/2012
Thallium	EPA 200.8	<0.0010	mg/L	0.0010	3/30/2012
Uranium	EPA 200.8	<0.010	mg/L	0.010	3/30/2012
Anions	Calculation	1.25	meq/L	0.10	
Cations	Calculation	1.15	meq/L	0.10	
Error	Calculation	4.0	%	1.0	

Customer Sample ID: SRK 0854 WK:60 **Collect Date/Time:** 3/23/2012 09:00
WETLAB Sample ID: 1203479-004 **Receive Date:** 3/23/2012 13:50

PROFILE II

Parameter	Method	Results	Units	Reporting Limit	Date Analyzed
pH	SM 4500-H+ B	5.16	pH Units		3/23/2012
Bicarbonate (HCO3)	SM 2320B	<1.0	mg/L	1.0	3/23/2012
Carbonate (CO3)	SM 2320B	<1.0	mg/L	1.0	3/23/2012
Hydroxide (OH)	SM 2320B	<1.0	mg/L	1.0	3/23/2012
Total Alkalinity	SM 2320B	<1.0	mg/L as CaCO3	1.0	3/23/2012
Chloride	EPA 300.0	<1.00	mg/L	1.00	3/23/2012
Fluoride	EPA 300.0	0.19	mg/L	0.10	3/23/2012
Sulfate	EPA 300.0	56	mg/L	1.0	3/23/2012
Nitrate Nitrogen	EPA 300.0	<1.0	mg/L	1.0	3/23/2012
Nitrite Nitrogen	EPA 300.0	<0.025	mg/L	0.025	3/23/2012
Total Dissolved Solids (TDS)	SM 2540C	75	mg/L	10	3/26/2012
Aluminum	EPA 200.7	0.050	mg/L	0.045	3/29/2012
Barium	EPA 200.7	0.026	mg/L	0.010	3/29/2012
Beryllium	EPA 200.7	<0.0010	mg/L	0.0010	3/29/2012
Bismuth	EPA 200.7	<0.10	mg/L	0.10	3/29/2012
Boron	EPA 200.7	<0.10	mg/L	0.10	3/29/2012
Cadmium	EPA 200.7	<0.0010	mg/L	0.0010	3/29/2012
Calcium	EPA 200.7	3.8	mg/L	0.50	3/29/2012
Chromium	EPA 200.7	<0.0050	mg/L	0.0050	3/29/2012
Cobalt	EPA 200.7	<0.010	mg/L	0.010	3/29/2012
Copper	EPA 200.7	24	mg/L	0.050	3/29/2012
Gallium	EPA 200.7	<0.10	mg/L	0.10	3/29/2012
Iron	EPA 200.7	<0.010	mg/L	0.010	3/29/2012

475 East Greg Street Suite #119
Sparks, NV 89431 (775) 355-0202
EPA Lab ID: NV00925 - ELAP No: 2523

1084 Lamoille Hwy
Elko, NV 89801 (775) 777-9933
EPA Lab ID: NV00926

3230 Polaris Ave #4
Las Vegas, NV 89102 (702) 475-8899
EPA Lab ID: NV00932

Customer Sample ID: SRK 0854 WK:60
WETLAB Sample ID: 1203479-004
Collect Date/Time: 3/23/2012 09:00
Receive Date: 3/23/2012 13:50

PROFILE II

Parameter	Method	Results	Units	Reporting Limit	Date Analyzed
Lithium	EPA 200.7	<0.10	mg/L	0.10	3/29/2012
Magnesium	EPA 200.7	<0.50	mg/L	0.50	3/29/2012
Manganese	EPA 200.7	0.064	mg/L	0.0050	3/29/2012
Molybdenum	EPA 200.7	<0.010	mg/L	0.010	3/29/2012
Nickel	EPA 200.7	<0.010	mg/L	0.010	3/29/2012
Phosphorus	EPA 200.7	<0.50	mg/L	0.50	3/29/2012
Potassium	EPA 200.7	<0.50	mg/L	0.50	3/29/2012
Scandium	EPA 200.7	<0.10	mg/L	0.10	3/29/2012
Silver	EPA 200.7	<0.0050	mg/L	0.0050	3/29/2012
Sodium	EPA 200.7	<0.50	mg/L	0.50	3/29/2012
Strontium	EPA 200.7	<0.10	mg/L	0.10	3/29/2012
Tin	EPA 200.7	<0.10	mg/L	0.10	3/29/2012
Titanium	EPA 200.7	<0.10	mg/L	0.10	3/29/2012
Vanadium	EPA 200.7	<0.010	mg/L	0.010	3/29/2012
Zinc	EPA 200.7	0.11	mg/L	0.010	3/29/2012
Mercury	EPA 200.8	<0.00010	mg/L	0.00010	3/30/2012
Antimony	EPA 200.8	<0.0025	mg/L	0.0025	3/30/2012
Arsenic	EPA 200.8	<0.0050	mg/L	0.0050	3/30/2012
Lead	EPA 200.8	0.0025	mg/L	0.0025	3/30/2012
Selenium	EPA 200.8	<0.0050	mg/L	0.0050	3/30/2012
Thallium	EPA 200.8	<0.0010	mg/L	0.0010	3/30/2012
Uranium	EPA 200.8	<0.010	mg/L	0.010	3/30/2012
Anions	Calculation	1.18	meq/L	0.10	
Cations	Calculation	0.96	meq/L	0.10	
Error	Calculation	10	%	1.0	

Customer Sample ID: SRK 0858 WK:60
WETLAB Sample ID: 1203479-005
Collect Date/Time: 3/23/2012 09:00
Receive Date: 3/23/2012 13:50

PROFILE II

Parameter	Method	Results	Units	Reporting Limit	Date Analyzed
pH	SM 4500-H+ B	2.63	pH Units		3/23/2012
Acidity (Titrimetric)	SM 2310B	370	mg/L as CaCO3		3/23/2012
Chloride	EPA 300.0	<5.0	mg/L	5.0	3/23/2012
Fluoride	EPA 300.0	<0.50	mg/L	0.50	3/23/2012
Sulfate	EPA 300.0	460	mg/L	5.0	3/23/2012
Nitrate Nitrogen	EPA 300.0	<1.0	mg/L	1.0	3/23/2012
Nitrite Nitrogen	EPA 300.0	<0.12	mg/L	0.12	3/23/2012
Sulfate (as calculated from S)	Calc.	330	mg/L	1.0	4/4/2012

475 East Greg Street Suite #119
Sparks, NV 89431 (775) 355-0202
EPA Lab ID: NV00925 - ELAP No: 2523

1084 Lamoille Hwy
Elko, NV 89801 (775) 777-9933
EPA Lab ID: NV00926

3230 Polaris Ave #4
Las Vegas, NV 89102 (702) 475-8899
EPA Lab ID: NV00932

Customer Sample ID: SRK 0858 WK:60
WETLAB Sample ID: 1203479-005

Collect Date/Time: 3/23/2012 09:00
Receive Date: 3/23/2012 13:50

PROFILE II

Parameter	Method	Results	Units	Reporting Limit	Date Analyzed
Total Dissolved Solids (TDS)	SM 2540C	410	mg/L	10	3/26/2012
Sulfur	EPA 200.7	110	mg/L	20	4/4/2012
Aluminum	EPA 200.7	7.2	mg/L	0.045	3/29/2012
Barium	EPA 200.7	<0.010	mg/L	0.010	3/29/2012
Beryllium	EPA 200.7	<0.0010	mg/L	0.0010	3/29/2012
Bismuth	EPA 200.7	<0.10	mg/L	0.10	3/29/2012
Boron	EPA 200.7	<0.10	mg/L	0.10	3/29/2012
Cadmium	EPA 200.7	0.0047	mg/L	0.0010	3/29/2012
Calcium	EPA 200.7	1.8	mg/L	0.50	3/29/2012
Chromium	EPA 200.7	0.0087	mg/L	0.0050	3/29/2012
Cobalt	EPA 200.7	0.056	mg/L	0.010	3/29/2012
Copper	EPA 200.7	3.5	mg/L	0.050	3/29/2012
Gallium	EPA 200.7	<0.10	mg/L	0.10	3/29/2012
Iron	EPA 200.7	46	mg/L	0.010	3/29/2012
Lithium	EPA 200.7	<0.10	mg/L	0.10	3/29/2012
Magnesium	EPA 200.7	1.7	mg/L	0.50	3/29/2012
Manganese	EPA 200.7	0.11	mg/L	0.0050	3/29/2012
Molybdenum	EPA 200.7	<0.010	mg/L	0.010	3/29/2012
Nickel	EPA 200.7	<0.010	mg/L	0.010	3/29/2012
Phosphorus	EPA 200.7	<0.50	mg/L	0.50	3/29/2012
Potassium	EPA 200.7	<0.50	mg/L	0.50	3/29/2012
Scandium	EPA 200.7	<0.10	mg/L	0.10	3/29/2012
Silver	EPA 200.7	<0.0050	mg/L	0.0050	3/29/2012
Sodium	EPA 200.7	1.8	mg/L	0.50	3/29/2012
Strontium	EPA 200.7	<0.10	mg/L	0.10	3/29/2012
Tin	EPA 200.7	<0.10	mg/L	0.10	3/29/2012
Titanium	EPA 200.7	<0.10	mg/L	0.10	3/29/2012
Vanadium	EPA 200.7	<0.010	mg/L	0.010	3/29/2012
Zinc	EPA 200.7	0.028	mg/L	0.010	3/29/2012
Mercury	EPA 200.8	<0.00010	mg/L	0.00010	3/30/2012
Antimony	EPA 200.8	<0.0025	mg/L	0.0025	3/30/2012
Arsenic	EPA 200.8	<0.0050	mg/L	0.0050	3/30/2012
Lead	EPA 200.8	0.0045	mg/L	0.0025	3/30/2012
Selenium	EPA 200.8	<0.0050	mg/L	0.0050	3/30/2012
Thallium	EPA 200.8	<0.0010	mg/L	0.0010	3/30/2012
Uranium	EPA 200.8	0.011	mg/L	0.010	3/30/2012
Anions	Calculation	9.58	meq/L	0.10	
Cations	Calculation	7.47	meq/L	0.10	

475 East Greg Street Suite #119
Sparks, NV 89431 (775) 355-0202
EPA Lab ID: NV00925 - ELAP No: 2523

1084 Lamoille Hwy
Elko, NV 89801 (775) 777-9933
EPA Lab ID: NV00926

3230 Polaris Ave #4
Las Vegas, NV 89102 (702) 475-8899
EPA Lab ID: NV00932

Customer Sample ID: SRK 0858 WK:60 **Collect Date/Time:** 3/23/2012 09:00
WETLAB Sample ID: 1203479-005 **Receive Date:** 3/23/2012 13:50

PROFILE II

Parameter	Method	Results	Units	Reporting Limit	Date Analyzed
Error	Calculation	12	%	1.0	

Customer Sample ID: SRK 0872 WK:60 **Collect Date/Time:** 3/23/2012 09:00
WETLAB Sample ID: 1203479-006 **Receive Date:** 3/23/2012 13:50

PROFILE II

Parameter	Method	Results	Units	Reporting Limit	Date Analyzed
pH	SM 4500-H+ B	7.34	pH Units		3/23/2012
Bicarbonate (HCO3)	SM 2320B	21	mg/L	1.0	3/23/2012
Carbonate (CO3)	SM 2320B	<1.0	mg/L	1.0	3/23/2012
Hydroxide (OH)	SM 2320B	<1.0	mg/L	1.0	3/23/2012
Total Alkalinity	SM 2320B	17	mg/L as CaCO3	1.0	3/23/2012
Chloride	EPA 300.0	<1.00	mg/L	1.00	3/23/2012
Fluoride	EPA 300.0	0.32	mg/L	0.10	3/23/2012
Sulfate	EPA 300.0	30	mg/L	1.0	3/23/2012
Nitrate Nitrogen	EPA 300.0	<1.0	mg/L	1.0	3/23/2012
Nitrite Nitrogen	EPA 300.0	<0.025	mg/L	0.025	3/23/2012
Total Dissolved Solids (TDS)	SM 2540C	86	mg/L	10	3/26/2012
Aluminum	EPA 200.7	<0.045	mg/L	0.045	3/30/2012
Barium	EPA 200.7	0.024	mg/L	0.010	3/30/2012
Beryllium	EPA 200.7	<0.0010	mg/L	0.0010	3/30/2012
Bismuth	EPA 200.7	<0.10	mg/L	0.10	3/30/2012
Boron	EPA 200.7	<0.10	mg/L	0.10	3/30/2012
Cadmium	EPA 200.7	0.0012	mg/L	0.0010	3/30/2012
Calcium	EPA 200.7	16	mg/L	0.50	3/30/2012
Chromium	EPA 200.7	<0.0050	mg/L	0.0050	3/30/2012
Cobalt	EPA 200.7	<0.010	mg/L	0.010	3/30/2012
Copper	EPA 200.7	<0.050	mg/L	0.050	3/30/2012
Gallium	EPA 200.7	<0.10	mg/L	0.10	3/30/2012
Iron	EPA 200.7	<0.050	mg/L	0.050	3/30/2012
Lithium	EPA 200.7	<0.10	mg/L	0.10	3/30/2012
Magnesium	EPA 200.7	0.93	mg/L	0.50	3/30/2012
Manganese	EPA 200.7	<0.0050	mg/L	0.0050	3/30/2012
Molybdenum	EPA 200.7	0.15	mg/L	0.010	3/30/2012
Nickel	EPA 200.7	<0.010	mg/L	0.010	3/30/2012
Phosphorus	EPA 200.7	<0.50	mg/L	0.50	3/30/2012
Potassium	EPA 200.7	<0.50	mg/L	0.50	3/30/2012
Scandium	EPA 200.7	<0.10	mg/L	0.10	3/30/2012
Silver	EPA 200.7	<0.0050	mg/L	0.0050	3/30/2012

475 East Greg Street Suite #119
Sparks, NV 89431 (775) 355-0202
EPA Lab ID: NV00925 - ELAP No: 2523

1084 Lamoille Hwy
Elko, NV 89801 (775) 777-9933
EPA Lab ID: NV00926

3230 Polaris Ave #4
Las Vegas, NV 89102 (702) 475-8899
EPA Lab ID: NV00932

Customer Sample ID: SRK 0872 WK:60 **Collect Date/Time:** 3/23/2012 09:00

WETLAB Sample ID: 1203479-006 **Receive Date:** 3/23/2012 13:50

PROFILE II

Parameter	Method	Results	Units	Reporting Limit	Date Analyzed
Sodium	EPA 200.7	<0.50	mg/L	0.50	3/30/2012
Strontium	EPA 200.7	<0.10	mg/L	0.10	3/30/2012
Tin	EPA 200.7	<0.10	mg/L	0.10	3/30/2012
Titanium	EPA 200.7	<0.10	mg/L	0.10	3/30/2012
Vanadium	EPA 200.7	<0.010	mg/L	0.010	3/30/2012
Zinc	EPA 200.7	<0.010	mg/L	0.010	3/30/2012
Mercury	EPA 200.8	<0.00010	mg/L	0.00010	3/30/2012
Antimony	EPA 200.8	<0.0025	mg/L	0.0025	3/30/2012
Arsenic	EPA 200.8	<0.0050	mg/L	0.0050	3/30/2012
Lead	EPA 200.8	<0.0025	mg/L	0.0025	3/30/2012
Selenium	EPA 200.8	<0.0050	mg/L	0.0050	3/30/2012
Thallium	EPA 200.8	<0.0010	mg/L	0.0010	3/30/2012
Uranium	EPA 200.8	<0.010	mg/L	0.010	3/30/2012
Anions	Calculation	0.99	meq/L	0.10	
Cations	Calculation	0.87	meq/L	0.10	
Error	Calculation	6.0	%	1.0	

475 East Greg Street Suite #119
Sparks, NV 89431 (775) 355-0202
EPA Lab ID: NV00925 - ELAP No: 2523

1084 Lamoille Hwy
Elko, NV 89801 (775) 777-9933
EPA Lab ID: NV00926

3230 Polaris Ave #4
Las Vegas, NV 89102 (702) 475-8899
EPA Lab ID: NV00932

Western Environmental Testing Laboratory
QC Report

QCBatchID	QCType	Parameter	Method	Result	Units
QC12030920	Blank 1	Fluoride	EPA 300.0	<0.10	mg/L
QC12030920	Blank 2	Fluoride	EPA 300.0	<0.10	mg/L
QC12030924	Blank 1	Chloride	EPA 300.0	<1.0	mg/L
QC12030924	Blank 2	Chloride	EPA 300.0	<1.0	mg/L
QC12030924	Blank 3	Chloride	EPA 300.0	<1.0	mg/L
QC12030928	Blank 1	Nitrite Nitrogen	EPA 300.0	<0.025	mg/L
QC12030928	Blank 2	Nitrite Nitrogen	EPA 300.0	<0.025	mg/L
QC12030932	Blank 1	Nitrate Nitrogen	EPA 300.0	<1.0	mg/L
QC12030932	Blank 2	Nitrate Nitrogen	EPA 300.0	<1.0	mg/L
QC12030934	Blank 1	Sulfate	EPA 300.0	<1.0	mg/L
QC12030934	Blank 2	Sulfate	EPA 300.0	<1.0	mg/L
QC12030986	Blank 1	Total Dissolved Solids (TDS)	SM 2540C	<10	mg/L
QC12030986	Blank 2	Total Dissolved Solids (TDS)	SM 2540C	<10	mg/L
QC12030986	Blank 3	Total Dissolved Solids (TDS)	SM 2540C	<10	mg/L
QC12031063	Blank 1	Aluminum	EPA 200.7	<0.045	mg/L
		Barium	EPA 200.7	<0.010	mg/L
		Beryllium	EPA 200.7	<0.0010	mg/L
		Bismuth	EPA 200.7	<0.10	mg/L
		Boron	EPA 200.7	<0.100	mg/L
		Cadmium	EPA 200.7	<0.0010	mg/L
		Calcium	EPA 200.7	<0.50	mg/L
		Chromium	EPA 200.7	<0.0050	mg/L
		Cobalt	EPA 200.7	<0.010	mg/L
		Copper	EPA 200.7	<0.050	mg/L
		Gallium	EPA 200.7	<0.10	mg/L
		Iron	EPA 200.7	<0.010	mg/L
		Lithium	EPA 200.7	<0.10	mg/L
		Magnesium	EPA 200.7	<0.50	mg/L
		Manganese	EPA 200.7	<0.0050	mg/L
		Molybdenum	EPA 200.7	<0.010	mg/L
		Nickel	EPA 200.7	<0.010	mg/L
		Phosphorus	EPA 200.7	<0.50	mg/L
		Potassium	EPA 200.7	<0.50	mg/L
		Scandium	EPA 200.7	<0.10	mg/L
		Silver	EPA 200.7	<0.0050	mg/L
		Sodium	EPA 200.7	<0.50	mg/L
		Strontium	EPA 200.7	<0.10	mg/L
		Tin	EPA 200.7	<0.10	mg/L
		Titanium	EPA 200.7	<0.10	mg/L
		Vanadium	EPA 200.7	<0.010	mg/L
		Zinc	EPA 200.7	<0.010	mg/L
QC12031064	Blank 1	Aluminum, Dissolved	EPA 200.7	<0.045	mg/L
		Barium, Dissolved	EPA 200.7	<0.010	mg/L
		Beryllium, Dissolved	EPA 200.7	<0.0010	mg/L
		Bismuth, Dissolved	EPA 200.7	<0.10	mg/L
		Boron, Dissolved	EPA 200.7	<0.10	mg/L
		Cadmium, Dissolved	EPA 200.7	<0.0010	mg/L

475 East Greg Street Suite #119
Sparks, NV 89431 (775) 355-0202
EPA Lab ID: NV00925 - ELAP No: 2523

1084 Lamoille Hwy
Elko, NV 89801 (775) 777-9933
EPA Lab ID: NV00926

3230 Polaris Ave #4
Las Vegas, NV 89102 (702) 475-8899
EPA Lab ID: NV00932

QCBatchID	QCType	Parameter	Method	Result	Units
		Calcium, Dissolved	EPA 200.7	<0.50	mg/L
		Chromium, Dissolved	EPA 200.7	<0.0050	mg/L
		Cobalt, Dissolved	EPA 200.7	<0.010	mg/L
		Copper, Dissolved	EPA 200.7	<0.050	mg/L
		Gallium, Dissolved	EPA 200.7	<0.10	mg/L
		Iron, Dissolved	EPA 200.7	<0.010	mg/L
		Lithium, Dissolved	EPA 200.7	<0.10	mg/L
		Magnesium, Dissolved	EPA 200.7	<0.50	mg/L
		Manganese, Dissolved	EPA 200.7	<0.0050	mg/L
		Molybdenum, Dissolved	EPA 200.7	<0.010	mg/L
		Nickel, Dissolved	EPA 200.7	<0.010	mg/L
		Phosphorus, Dissolved	EPA 200.7	<0.50	mg/L
		Potassium, Dissolved	EPA 200.7	<0.50	mg/L
		Scandium, Dissolved	EPA 200.7	<0.10	mg/L
		Silver, Dissolved	EPA 200.7	<0.0050	mg/L
		Sodium, Dissolved	EPA 200.7	<0.50	mg/L
		Strontium, Dissolved	EPA 200.7	<0.10	mg/L
		Tin, Dissolved	EPA 200.7	<0.10	mg/L
		Titanium, Dissolved	EPA 200.7	<0.10	mg/L
		Vanadium, Dissolved	EPA 200.7	<0.010	mg/L
		Zinc, Dissolved	EPA 200.7	<0.010	mg/L
QC12031081	Blank 1	Mercury	EPA 200.8	<0.00010	mg/L
		Antimony	EPA 200.8	<0.0025	mg/L
		Arsenic	EPA 200.8	<0.0050	mg/L
		Lead	EPA 200.8	<0.0025	mg/L
		Selenium	EPA 200.8	<0.0050	mg/L
		Thallium	EPA 200.8	<0.0010	mg/L
		Uranium	EPA 200.8	<0.0050	mg/L
QC12031082	Blank 1	Uranium, Dissolved	EPA 200.8	<0.0050	mg/L
		Mercury, Dissolved	EPA 200.8	<0.00010	mg/L
		Antimony, Dissolved	EPA 200.8	<0.0025	mg/L
		Arsenic, Dissolved	EPA 200.8	<0.0050	mg/L
		Lead, Dissolved	EPA 200.8	<0.0025	mg/L
		Selenium, Dissolved	EPA 200.8	<0.0050	mg/L
		Thallium, Dissolved	EPA 200.8	<0.0010	mg/L

QCBatchID	QCType	Parameter	Method	Result	Actual	% Recovery	Units
QC12030881	LCS 1	pH	SM 4500-H+ B	7.01	7.00	100	pH Units
QC12030881	LCS 2	pH	SM 4500-H+ B	7.01	7.00	100	pH Units
QC12030886	LCS 1	Alkalinity	SM 2320B	99.8	100	100	mg/L
QC12030886	LCS 2	Alkalinity	SM 2320B	100	100	100	mg/L
QC12030920	LCS 1	Fluoride	EPA 300.0	1.87	2.00	93	mg/L
QC12030924	LCS 1	Chloride	EPA 300.0	10.3	10.0	103	mg/L
QC12030928	LCS 1	Nitrite Nitrogen	EPA 300.0	0.511	0.500	102	mg/L
QC12030932	LCS 1	Nitrate Nitrogen	EPA 300.0	2.00	2.00	100	mg/L
QC12030934	LCS 1	Sulfate	EPA 300.0	24.1	25.0	97	mg/L
QC12030986	LCS 1	Total Dissolved Solids (TDS)	SM 2540C	145	150	97	mg/L
QC12030986	LCS 2	Total Dissolved Solids (TDS)	SM 2540C	155	150	103	mg/L
QC12030986	LCS 3	Total Dissolved Solids (TDS)	SM 2540C	151	150	100	mg/L
QC12031063	LCS 1	Aluminum	EPA 200.7	0.990	1.00	99	mg/L
		Barium	EPA 200.7	1.00	1.00	100	mg/L
		Beryllium	EPA 200.7	0.996	1.00	100	mg/L
		Bismuth	EPA 200.7	0.979	1.00	98	mg/L

475 East Greg Street Suite #119
Sparks, NV 89431 (775) 355-0202
EPA Lab ID: NV00925 - ELAP No: 2523

1084 Lamoille Hwy
Elko, NV 89801 (775) 777-9933
EPA Lab ID: NV00926

3230 Polaris Ave #4
Las Vegas, NV 89102 (702) 475-8899
EPA Lab ID: NV00932

QCBatchID	QCType	Parameter	Method	Result	Actual	% Recovery	Units
		Boron	EPA 200.7	0.969	1.00	97	mg/L
		Cadmium	EPA 200.7	1.01	1.00	101	mg/L
		Calcium	EPA 200.7	10.2	10.0	102	mg/L
		Chromium	EPA 200.7	0.998	1.00	100	mg/L
		Cobalt	EPA 200.7	1.02	1.00	102	mg/L
		Copper	EPA 200.7	4.92	5.00	98	mg/L
		Gallium	EPA 200.7	0.985	1.00	98	mg/L
		Iron	EPA 200.7	1.01	1.00	101	mg/L
		Lithium	EPA 200.7	0.997	1.00	100	mg/L
		Magnesium	EPA 200.7	10.3	10.0	103	mg/L
		Manganese	EPA 200.7	1.00	1.00	100	mg/L
		Molybdenum	EPA 200.7	0.969	1.00	97	mg/L
		Nickel	EPA 200.7	5.05	5.00	101	mg/L
		Phosphorus	EPA 200.7	5.14	5.00	103	mg/L
		Potassium	EPA 200.7	10.0	10.0	100	mg/L
		Scandium	EPA 200.7	0.984	1.00	98	mg/L
		Silver	EPA 200.7	0.089	0.090	99	mg/L
		Sodium	EPA 200.7	9.79	10.0	98	mg/L
		Strontium	EPA 200.7	0.965	1.00	96	mg/L
		Tin	EPA 200.7	0.969	1.00	97	mg/L
		Titanium	EPA 200.7	1.00	1.00	100	mg/L
		Vanadium	EPA 200.7	0.988	1.00	99	mg/L
		Zinc	EPA 200.7	1.04	1.00	104	mg/L
QC12031064	LCS 1	Aluminum	EPA 200.7	0.990	1.00	99	mg/L
		Barium	EPA 200.7	1.00	1.00	100	mg/L
		Beryllium	EPA 200.7	0.996	1.00	100	mg/L
		Bismuth	EPA 200.7	0.979	1.00	98	mg/L
		Boron	EPA 200.7	0.969	1.00	97	mg/L
		Cadmium	EPA 200.7	1.01	1.00	101	mg/L
		Calcium	EPA 200.7	10.2	10.0	102	mg/L
		Chromium	EPA 200.7	0.998	1.00	100	mg/L
		Cobalt	EPA 200.7	1.02	1.00	102	mg/L
		Copper	EPA 200.7	4.92	5.00	98	mg/L
		Gallium	EPA 200.7	0.985	1.00	98	mg/L
		Iron	EPA 200.7	1.01	1.00	101	mg/L
		Lithium	EPA 200.7	0.997	1.00	100	mg/L
		Magnesium	EPA 200.7	10.3	10.0	103	mg/L
		Manganese	EPA 200.7	1.00	1.00	100	mg/L
		Molybdenum	EPA 200.7	0.969	1.00	97	mg/L
		Nickel	EPA 200.7	5.05	5.00	101	mg/L
		Phosphorus	EPA 200.7	5.14	5.00	103	mg/L
		Potassium	EPA 200.7	10.0	10.0	100	mg/L
		Scandium	EPA 200.7	0.984	1.00	98	mg/L
		Silver	EPA 200.7	0.089	0.090	99	mg/L
		Sodium	EPA 200.7	9.79	10.0	98	mg/L
		Strontium	EPA 200.7	0.965	1.00	96	mg/L
		Tin	EPA 200.7	0.969	1.00	97	mg/L
		Titanium	EPA 200.7	1.00	1.00	100	mg/L
		Vanadium	EPA 200.7	0.988	1.00	99	mg/L
		Zinc	EPA 200.7	1.04	1.00	104	mg/L
QC12031081	LCS 1	Mercury	EPA 200.8	0.000953	0.001	95	mg/L
		Antimony	EPA 200.8	0.0094	0.010	94	mg/L
		Arsenic	EPA 200.8	0.0482	0.050	96	mg/L

475 East Greg Street Suite #119
Sparks, NV 89431 (775) 355-0202
EPA Lab ID: NV00925 - ELAP No: 2523

1084 Lamoille Hwy
Elko, NV 89801 (775) 777-9933
EPA Lab ID: NV00926

3230 Polaris Ave #4
Las Vegas, NV 89102 (702) 475-8899
EPA Lab ID: NV00932

QCBatchID	QCType	Parameter	Method	Result	Actual	% Recovery	Units
		Lead	EPA 200.8	0.0090	0.010	90	mg/L
		Selenium	EPA 200.8	0.0456	0.050	91	mg/L
		Thallium	EPA 200.8	0.0091	0.010	91	mg/L
		Uranium	EPA 200.8	0.0089	0.010	89	mg/L
QC12031082	LCS 1	Mercury	EPA 200.8	0.000953	0.001	95	mg/L
		Antimony	EPA 200.8	0.0094	0.010	94	mg/L
		Arsenic	EPA 200.8	0.0482	0.050	96	mg/L
		Lead	EPA 200.8	0.0090	0.010	90	mg/L
		Selenium	EPA 200.8	0.0456	0.050	91	mg/L
		Thallium	EPA 200.8	0.0091	0.010	91	mg/L
		Uranium	EPA 200.8	0.0089	0.010	89	mg/L

QCBatchID	QCType	Parameter	Method	Duplicate Sample	Sample Result	Duplicate Result	Units	RPD
QC12030881	Duplicate	pH	SM 4500-H+ B	1203474-001	7.82	7.88	pH Units	1 %
QC12030881	Duplicate	pH	SM 4500-H+ B	1203469-005	7.87	7.90	pH Units	<1%
QC12030881	Duplicate	pH	SM 4500-H+ B	1203479-001	7.57	7.56	pH Units	<1%
QC12030881	Duplicate	pH	SM 4500-H+ B	1203484-001	8.08	8.14	pH Units	1 %
QC12030886	Duplicate	Bicarbonate (HCO3)	SM 2320B	1203474-001	77.0	86.2	mg/L	11 %
		Carbonate (CO3)	SM 2320B	1203474-001	<1.000	<1.000	mg/L	<1%
		Hydroxide (OH)	SM 2320B	1203474-001	<1.000	<1.000	mg/L	<1%
		Total Alkalinity	SM 2320B	1203474-001	63.2	70.6	mg/L as CaCO3	11 %
QC12030886	Duplicate	Bicarbonate (HCO3)	SM 2320B	1203469-005	174	174	mg/L	<1%
		Carbonate (CO3)	SM 2320B	1203469-005	<1.000	<1.000	mg/L	<1%
		Hydroxide (OH)	SM 2320B	1203469-005	<1.000	<1.000	mg/L	<1%
		Total Alkalinity	SM 2320B	1203469-005	143	142	mg/L as CaCO3	<1%
QC12030886	Duplicate	Bicarbonate (HCO3)	SM 2320B	1203479-001	33.2	35.8	mg/L	8 %
		Carbonate (CO3)	SM 2320B	1203479-001	<1.000	<1.000	mg/L	<1%
		Hydroxide (OH)	SM 2320B	1203479-001	<1.000	<1.000	mg/L	<1%
		Total Alkalinity	SM 2320B	1203479-001	27.2	29.4	mg/L as CaCO3	8 %
QC12030886	Duplicate	Bicarbonate (HCO3)	SM 2320B	1203484-001	782	725	mg/L	8 %
		Carbonate (CO3)	SM 2320B	1203484-001	<1.000	<1.000	mg/L	<1%
		Hydroxide (OH)	SM 2320B	1203484-001	<1.000	<1.000	mg/L	<1%
		Total Alkalinity	SM 2320B	1203484-001	641	594	mg/L as CaCO3	8 %
QC12030986	Duplicate	Total Dissolved Solids (TDS)	SM 2540C	1203467-002	904	930	mg/L	3 %
QC12030986	Duplicate	Total Dissolved Solids (TDS)	SM 2540C	1203472-003	367	358	mg/L	2 %
QC12030986	Duplicate	Total Dissolved Solids (TDS)	SM 2540C	1203476-004	3700	3690	mg/L	<1%
QC12030986	Duplicate	Total Dissolved Solids (TDS)	SM 2540C	1203483-001	2376	2328	mg/L	2 %
QC12030986	Duplicate	Total Dissolved Solids (TDS)	SM 2540C	1203485-004	367	363	mg/L	1 %

QCBatchID	QCType	Parameter	Method	Spike Sample	Sample Result	MS Result	MSD Result	Spike Value	Units	MS % Rec.	MSD % Rec.	RPD
QC12030920	MS 1	Fluoride	EPA 300.0	1203483-001	1.43	39.2	39.4	2.00	mg/L	94	95	1 %
QC12030924	MS 1	Chloride	EPA 300.0	1203479-001	<1.000	5.14	5.23	5.00	mg/L	102	104	2 %
QC12030924	MS 2	Chloride	EPA 300.0	1203483-001	734	837	838	5.00	mg/L	102	104	<1%
QC12030928	MS 1	Nitrite Nitrogen	EPA 300.0	1203479-001	<0.025	0.510	0.529	0.500	mg/L	101	104	4 %
QC12030932	MS 1	Nitrate Nitrogen	EPA 300.0	1203479-001	<1.000	2.01	2.07	2.00	mg/L	99	102	3 %

475 East Greg Street Suite #119
Sparks, NV 89431 (775) 355-0202
EPA Lab ID: NV00925 - ELAP No: 2523

1084 Lamoille Hwy
Elko, NV 89801 (775) 777-9933
EPA Lab ID: NV00926

3230 Polaris Ave #4
Las Vegas, NV 89102 (702) 475-8899
EPA Lab ID: NV00932

QCBatchID	QCType	Parameter	Method	Spike Sample	Sample Result		MS Result	MSD Result	Spike Value	Units	MS % Rec.	MSD % Rec.	RPD
QC12030934	MS 1	Sulfate	EPA 300.0	1203479-001	32.7		41.3	41.5	10.0	mg/L	87	88	<1%
QC12031063	MS 1	Aluminum	EPA 200.7	1203468-003	0.190		1.27	1.24	1.00	mg/L	108	105	2 %
		Barium	EPA 200.7	1203468-003	0.024		1.01	0.963	1.00	mg/L	99	94	5 %
		Beryllium	EPA 200.7	1203468-003	<0.001		0.978	0.933	1.00	mg/L	98	93	5 %
		Bismuth	EPA 200.7	1203468-003	<0.100		0.953	0.939	1.00	mg/L	98	97	1 %
		Boron	EPA 200.7	1203468-003	0.153		1.15	1.11	1.00	mg/L	100	96	4 %
		Cadmium	EPA 200.7	1203468-003	<0.001		0.982	0.920	1.00	mg/L	98	92	7 %
		Calcium	EPA 200.7	1203468-003	106		116	115	10.0	mg/L	100	90	1 %
		Chromium	EPA 200.7	1203468-003	<0.005		0.982	0.937	1.00	mg/L	98	94	5 %
		Cobalt	EPA 200.7	1203468-003	<0.010		0.971	0.921	1.00	mg/L	97	92	5 %
		Copper	EPA 200.7	1203468-003	<0.050		5.00	4.76	5.00	mg/L	100	95	5 %
		Gallium	EPA 200.7	1203468-003	<0.100		0.978	0.955	1.00	mg/L	97	95	2 %
		Iron	EPA 200.7	1203468-003	0.186		1.18	1.15	1.00	mg/L	99	96	3 %
		Lithium	EPA 200.7	1203468-003	<0.100		1.03	1.01	1.00	mg/L	99	97	2 %
		Magnesium	EPA 200.7	1203468-003	31.4		41.2	39.1	10.0	mg/L	98	77	5 %
		Manganese	EPA 200.7	1203468-003	<0.005		0.942	0.896	1.00	mg/L	98	93	5 %
		Molybdenum	EPA 200.7	1203468-003	<0.010		0.971	0.935	1.00	mg/L	97	94	4 %
		Nickel	EPA 200.7	1203468-003	<0.010		4.81	4.56	5.00	mg/L	96	91	5 %
		Phosphorus	EPA 200.7	1203468-003	<0.500		5.26	4.83	5.00	mg/L	105	96	9 %
		Potassium	EPA 200.7	1203468-003	1.67		12.1	12.1	10.0	mg/L	104	104	<1%
		Scandium	EPA 200.7	1203468-003	<0.100		0.972	0.944	1.00	mg/L	97	94	3 %
		Silver	EPA 200.7	1203468-003	<0.005		0.089	0.086	0.090	mg/L	100	97	3 %
		Sodium	EPA 200.7	1203468-003	24.4		34.2	34.7	10.0	mg/L	98	103	1 %
		Strontium	EPA 200.7	1203468-003	0.427		1.39	1.41	1.00	mg/L	96	98	1 %
		Tin	EPA 200.7	1203468-003	<0.100		0.885	0.842	1.00	mg/L	97	93	5 %
		Titanium	EPA 200.7	1203468-003	<0.100		0.987	0.975	1.00	mg/L	98	97	1 %
		Vanadium	EPA 200.7	1203468-003	0.029		1.01	0.972	1.00	mg/L	98	94	4 %
		Zinc	EPA 200.7	1203468-003	<0.010		0.999	0.927	1.00	mg/L	100	92	7 %
QC12031064	MS 1	Aluminum, Dissolved	EPA 200.7	1203484-001	<0.200	J	1.08	1.02	1.00	mg/L	91	85	6 %
		Barium, Dissolved	EPA 200.7	1203484-001	0.034		1.03	0.965	1.00	mg/L	100	93	7 %
		Beryllium, Dissolved	EPA 200.7	1203484-001	<0.001		1.03	0.964	1.00	mg/L	103	96	7 %
		Bismuth, Dissolved	EPA 200.7	1203484-001	<0.100		0.925	0.947	1.00	mg/L	102	105	2 %
		Boron, Dissolved	EPA 200.7	1203484-001	<0.100		1.08	1.01	1.00	mg/L	105	98	7 %
		Cadmium, Dissolved	EPA 200.7	1203484-001	<0.001		1.05	0.966	1.00	mg/L	105	97	8 %
		Calcium, Dissolved	EPA 200.7	1203484-001	391	SC	422	401	10.0	mg/L	NC	NC	NC
		Chromium, Dissolved	EPA 200.7	1203484-001	<0.005		1.02	0.970	1.00	mg/L	102	97	5 %
		Cobalt, Dissolved	EPA 200.7	1203484-001	1.00		2.07	1.84	1.00	mg/L	107	84	12 %
		Copper, Dissolved	EPA 200.7	1203484-001	31.9		36.8	35.7	5.00	mg/L	98	76	3 %
		Gallium, Dissolved	EPA 200.7	1203484-001	<0.100		0.930	0.900	1.00	mg/L	92	89	3 %
		Iron, Dissolved	EPA 200.7	1203484-001	0.032		1.02	0.992	1.00	mg/L	99	96	3 %
		Lithium, Dissolved	EPA 200.7	1203484-001	0.149		1.26	1.21	1.00	mg/L	111	106	4 %
		Magnesium, Dissolved	EPA 200.7	1203484-001	10.2		21.1	19.7	10.0	mg/L	109	95	7 %
		Manganese, Dissolved	EPA 200.7	1203484-001	0.610		1.64	1.55	1.00	mg/L	103	94	6 %
		Molybdenum, Dissolved	EPA 200.7	1203484-001	0.962		1.99	1.92	1.00	mg/L	103	96	4 %
		Nickel, Dissolved	EPA 200.7	1203484-001	0.131		5.29	4.95	5.00	mg/L	103	96	7 %
		Phosphorus, Dissolved	EPA 200.7	1203484-001	<0.500		6.03	5.55	5.00	mg/L	120	110	8 %
		Potassium, Dissolved	EPA 200.7	1203484-001	99.2	SC	115	112	10.0	mg/L	NC	NC	NC
		Scandium, Dissolved	EPA 200.7	1203484-001	<0.100		0.985	0.963	1.00	mg/L	98	96	2 %
		Silver, Dissolved	EPA 200.7	1203484-001	0.303		1.16	1.14	0.090	mg/L	952	930	2 %
		Sodium, Dissolved	EPA 200.7	1203484-001	905	SC	863	860	10.0	mg/L	NC	NC	NC
		Strontium, Dissolved	EPA 200.7	1203484-001	1.82		2.72	2.71	1.00	mg/L	90	89	<1%
		Tin, Dissolved	EPA 200.7	1203484-001	<0.100		0.919	0.845	1.00	mg/L	107	100	8 %

475 East Greg Street Suite #119
Sparks, NV 89431 (775) 355-0202
EPA Lab ID: NV00925 - ELAP No: 2523

1084 Lamoille Hwy
Elko, NV 89801 (775) 777-9933
EPA Lab ID: NV00926

3230 Polaris Ave #4
Las Vegas, NV 89102 (702) 475-8899
EPA Lab ID: NV00932

QCBatchID	QCType	Parameter	Method	Spike Sample	Sample Result		MS Result	MSD Result	Spike Value	Units	MS % Rec.	MSD % Rec.	RPD
		Titanium, Dissolved	EPA 200.7	1203484-001	<0.100		0.977	0.970	1.00	mg/L	98	97	1 %
		Vanadium, Dissolved	EPA 200.7	1203484-001	0.052		1.07	1.03	1.00	mg/L	102	98	4 %
		Zinc, Dissolved	EPA 200.7	1203484-001	0.090		1.20	1.11	1.00	mg/L	111	102	8 %
QC12031081	MS 1	Mercury	EPA 200.8	1203468-003	<0.00010		0.000884	0.000888	0.001	mg/L	88	89	<1%
		Antimony	EPA 200.8	1203468-003	<0.0025		0.0109	0.0107	0.010	mg/L	95	94	2 %
		Arsenic	EPA 200.8	1203468-003	0.0329		0.0856	0.0850	0.050	mg/L	105	104	1 %
		Lead	EPA 200.8	1203468-003	<0.0025		0.0085	0.0084	0.010	mg/L	85	84	1 %
		Selenium	EPA 200.8	1203468-003	<0.0050		0.0475	0.0477	0.050	mg/L	95	95	<1%
		Thallium	EPA 200.8	1203468-003	<0.0010		0.0082	0.0082	0.010	mg/L	82	82	<1%
		Uranium	EPA 200.8	1203468-003	<0.0050		0.0122	0.0120	0.010	mg/L	92	90	2 %
QC12031082	MS 1	Uranium, Dissolved	EPA 200.8	1203484-001	<0.0100		0.0147	0.0147	0.010	mg/L	85	84	<1%
		Mercury, Dissolved	EPA 200.8	1203484-001	0.008218		0.009038	0.008939	0.001	mg/L	82	72	1 %
		Antimony, Dissolved	EPA 200.8	1203484-001	0.9844	SC	1.0274	0.9889	0.010	mg/L	NC	NC	NC
		Arsenic, Dissolved	EPA 200.8	1203484-001	1.0964	SC	1.1901	1.1708	0.050	mg/L	NC	NC	NC
		Lead, Dissolved	EPA 200.8	1203484-001	<0.0025		0.0070	0.0071	0.010	mg/L	70	71	1 %
		Selenium, Dissolved	EPA 200.8	1203484-001	12.0	SC	12.5	12.2	0.050	mg/L	NC	NC	NC
		Thallium, Dissolved	EPA 200.8	1203484-001	<0.0010		0.0076	0.0077	0.010	mg/L	70	71	1 %

475 East Greg Street Suite #119
Sparks, NV 89431 (775) 355-0202
EPA Lab ID: NV00925 - ELAP No: 2523

1084 Lamoille Hwy
Elko, NV 89801 (775) 777-9933
EPA Lab ID: NV00926

3230 Polaris Ave #4
Las Vegas, NV 89102 (702) 475-8899
EPA Lab ID: NV00932

WETLAB
WESTERN ENVIRONMENTAL TESTING LABORATORY
Specializing in Soil, Hazardous Waste and Water Analysis.
475 E. Greg Street #119 | Sparks, Nevada 89431
tel (775) 355-0202 | fax (775) 355-0817 | www.WETLaboratory.com

Lab Number 1203479
Report Due Date: 4/16/12
Page 1 of 1

Client	McClelland Laboratories, Inc.
Address	1016 Greg Street
City, State & Zip	Sparks, NV 89431
Contact	Gene McClelland
Phone 775-356-1300	Collector's Name Robert
Fax 775-356-8917	Project Name
P.O. Number	Project Number 3438
Email	mli@mettest.com

Turnaround Time
Standard 5-Day Other

Billing Address (If different than Client Address):
Company
Address
City, State & Zip
Contact
Phone
Fax
Email

Additional Information

Fax Results	Y	N	To: Client	Billing
Email Results	Y	N	To: Client	Billing
Compliance Monitoring	Y	N		
Fax Results to State EPA	Y	N		

Sample Type Codes

DW = Drinking Water	SD = Solid
WW = Wastewater	SO = Soil
SW = Surface Water	HW = Hazardous Waste
MW = Monitoring Well	OTHER:

SAMPLE ID/LOCATION		DATE	TIME	SAMPLE TYPE	NO. OF CONTAINERS	Analyses Requested: Profile II w/o Wad	Analyses Requested: Uranium	Spl. No.
604 669	Wk:60	03/23/12	9:00	WW	2	X	X	1
604 673								2
604 767								3
~~604 787~~								
SRK 0854								4
SRK 0858								5
SRK 0872								6

1203 479 6

Instructions/Comments/Special Requirements:

SAMPLE RECEIPT	DATE	TIME	Samples Relinquished By	Samples Received By
Temperature 19 °C	3/23	13:50		
Custody Seals Intact? Y N (None)				
Number of Containers 12				

WETLAB'S Standard Terms and Conditions apply unless written agreements specify otherwise. Payment terms are Net 30.

To the maximum extent permitted by law, the Client agrees to limit the liability of WETLAB for the Client's damages to the total compesation received, unless other agreements are made in writing. This limitation shall apply regardless of the cause of action or legal theory pled or asserted.

301.2E

WETLAB
WESTERN ENVIRONMENTAL
TESTING LABORATORY

475 E. Greg Street #119 | Sparks, Nevada 89431 | tel (775) 355-0202 | fax (775) 355-0817 | www.WETLaboratory.com

3/8/2012

McClelland Laboratory
1016 Greg Street
Sparks, NV 89431
Attn: Gene McClelland

OrderID: *1202374*

Dear: Gene McClelland

This is to transmit the attached analytical report. The analytical data and information contained therein was generated using specified or selected methods contained in references, such as Standard Methods for the Examination of Water and Wastewater, 18th & 19th editions, Methods for Determination of Organic Compounds in Drinking Water, EPA-600/4-79-020, and Test Methods for Evaluation of Solid Waste, Physical/Chemical Methods (SW846) Third Edition.

The samples were received by WETLAB-Western Environmental Testing Laboratory in good condition on 2/24/2012. Additional comments are located on page 2 of this report.

If you should have any questions or comments regarding this report, please do not hesitate to call.

Sincerely,

Andy Smith
QA Manager

Western Environmental Testing Laboratory
Report Comments

McClelland Laboratory - 1202374

General Comments

On Sample 1202374-006 the result for Sulfate (as analyzed using EPA 300.0) was unexpectedly high when compared to the TDS results. Because of this, the results for Sulfur have been used to calculate a theoretical Sulfate result.

Specific Comments

Due to the sample matrix it was necessary to analyze the following at a dilution:
1202374-005 Cadmium
1202374-006 Nitrite Nitrogen, Chloride, Fluoride
1202374-007 Iron
The reporting limits have been adjusted accordingly.

Data Qualifier Legend

B -- Blank contamination; Analyte detected above the method reporting limit in an associated blank

HT -- Sample held beyond the accepted holding time

J -- The reported value is between the laboratory method detection limit and the laboratory practical quantitation limit

M -- Reported value is estimated; The sample matrix interfered with the analysis

N -- There was insufficient sample available to perform a spike and/or duplicate on this analytical batch.

NC -- Not calculated due to matrix interference

Q -- Reported value is estimated; The value failed to meet QC criteria for either precision or accuracy

SC -- Spike recovery not calculated. Sample concentration >4X the spike amount; therefore, the spike could not be adequately recovered.

Western Environmental Testing Laboratory
Analytical Report

McClelland Laboratory
1016 Greg Street
Sparks, NV 89431
Attn: Gene McClelland
Phone: (775) 356-1300 **Fax:** (775) 356-8917
PO\Project: *3438*

Date Printed: 3/8/2012
OrderID: *1202374*

Customer Sample ID: 604 669 WK:56
WETLAB Sample ID: 1202374-001

Collect Date/Time: 2/24/2012 09:00
Receive Date: 2/24/2012 14:45

PROFILE II

Parameter	Method	Results	Units	Reporting Limit	Date Analyzed
pH	SM 4500-H+ B	7.04	pH Units		2/24/2012
Bicarbonate (HCO3)	SM 2320B	24	mg/L	1.0	2/25/2012
Carbonate (CO3)	SM 2320B	<1.0	mg/L	1.0	2/25/2012
Hydroxide (OH)	SM 2320B	<1.0	mg/L	1.0	2/25/2012
Total Alkalinity	SM 2320B	19	mg/L as CaCO3	1.0	2/25/2012
Chloride	EPA 300.0	<1.00	mg/L	1.00	2/24/2012
Fluoride	EPA 300.0	0.46	mg/L	0.10	2/24/2012
Sulfate	EPA 300.0	37	mg/L	1.0	2/24/2012
Nitrate Nitrogen	EPA 300.0	<1.0	mg/L	1.0	2/24/2012
Nitrite Nitrogen	EPA 300.0	<0.025	mg/L	0.025	2/24/2012
Total Dissolved Solids (TDS)	SM 2540C	100	mg/L	10	2/28/2012
Aluminum	EPA 200.7	<0.045	mg/L	0.045	3/2/2012
Barium	EPA 200.7	<0.010	mg/L	0.010	3/2/2012
Beryllium	EPA 200.7	<0.0010	mg/L	0.0010	3/2/2012
Bismuth	EPA 200.7	<0.10	mg/L	0.10	3/2/2012
Boron	EPA 200.7	<0.10	mg/L	0.10	3/2/2012
Cadmium	EPA 200.7	<0.0010	mg/L	0.0010	3/2/2012
Calcium	EPA 200.7	16	mg/L	0.50	3/2/2012
Chromium	EPA 200.7	<0.0050	mg/L	0.0050	3/2/2012
Cobalt	EPA 200.7	<0.010	mg/L	0.010	3/2/2012
Copper	EPA 200.7	<0.050	mg/L	0.050	3/2/2012
Gallium	EPA 200.7	<0.10	mg/L	0.10	3/2/2012
Iron	EPA 200.7	<0.010	mg/L	0.010	3/2/2012
Lithium	EPA 200.7	<0.10	mg/L	0.10	3/2/2012
Magnesium	EPA 200.7	3.5	mg/L	0.50	3/2/2012
Manganese	EPA 200.7	0.86	mg/L	0.0050	3/2/2012
Molybdenum	EPA 200.7	<0.010	mg/L	0.010	3/2/2012
Nickel	EPA 200.7	<0.010	mg/L	0.010	3/2/2012
Phosphorus	EPA 200.7	<0.50	mg/L	0.50	3/2/2012
Potassium	EPA 200.7	1.1	mg/L	0.50	3/2/2012

Customer Sample ID: 604 669 WK:56
WETLAB Sample ID: 1202374-001
Collect Date/Time: 2/24/2012 09:00
Receive Date: 2/24/2012 14:45

PROFILE II

Parameter	Method	Results	Units	Reporting Limit	Date Analyzed
Scandium	EPA 200.7	<0.10	mg/L	0.10	3/2/2012
Silver	EPA 200.7	<0.0050	mg/L	0.0050	3/2/2012
Sodium	EPA 200.7	<0.50	mg/L	0.50	3/2/2012
Strontium	EPA 200.7	0.12	mg/L	0.10	3/2/2012
Tin	EPA 200.7	<0.10	mg/L	0.10	3/2/2012
Titanium	EPA 200.7	<0.10	mg/L	0.10	3/2/2012
Vanadium	EPA 200.7	<0.010	mg/L	0.010	3/2/2012
Zinc	EPA 200.7	<0.010	mg/L	0.010	3/2/2012
Mercury	EPA 200.8	<0.00010	mg/L	0.00010	3/1/2012
Antimony	EPA 200.8	<0.0025	mg/L	0.0025	3/1/2012
Arsenic	EPA 200.8	<0.0050	mg/L	0.0050	3/1/2012
Lead	EPA 200.8	<0.0025	mg/L	0.0025	3/1/2012
Selenium	EPA 200.8	<0.0050	mg/L	0.0050	3/1/2012
Thallium	EPA 200.8	<0.0010	mg/L	0.0010	3/1/2012
Uranium	EPA 200.8	<0.010	mg/L	0.010	3/1/2012
Anions	Calculation	1.19	meq/L	0.10	
Cations	Calculation	1.15	meq/L	0.10	
Error	Calculation	1.8	%	1.0	

Customer Sample ID: 604 673 WK:56
WETLAB Sample ID: 1202374-002
Collect Date/Time: 2/24/2012 09:00
Receive Date: 2/24/2012 14:45

PROFILE II

Parameter	Method	Results	Units	Reporting Limit	Date Analyzed
pH	SM 4500-H+ B	5.46	pH Units		2/24/2012
Bicarbonate (HCO3)	SM 2320B	1.2	mg/L	1.0	2/25/2012
Carbonate (CO3)	SM 2320B	<1.0	mg/L	1.0	2/25/2012
Hydroxide (OH)	SM 2320B	<1.0	mg/L	1.0	2/25/2012
Total Alkalinity	SM 2320B	<1.0	mg/L as CaCO3	1.0	2/25/2012
Chloride	EPA 300.0	<1.00	mg/L	1.00	2/24/2012
Fluoride	EPA 300.0	0.32	mg/L	0.10	2/24/2012
Sulfate	EPA 300.0	18	mg/L	1.0	2/24/2012
Nitrate Nitrogen	EPA 300.0	<1.0	mg/L	1.0	2/24/2012
Nitrite Nitrogen	EPA 300.0	<0.025	mg/L	0.025	2/24/2012
Total Dissolved Solids (TDS)	SM 2540C	35	mg/L	10	2/28/2012
Aluminum	EPA 200.7	<0.045	mg/L	0.045	3/2/2012
Barium	EPA 200.7	0.054	mg/L	0.010	3/2/2012
Beryllium	EPA 200.7	<0.0010	mg/L	0.0010	3/2/2012
Bismuth	EPA 200.7	<0.10	mg/L	0.10	3/2/2012
Boron	EPA 200.7	<0.10	mg/L	0.10	3/2/2012
Cadmium	EPA 200.7	<0.0010	mg/L	0.0010	3/2/2012

Customer Sample ID: 604 673 WK:56
WETLAB Sample ID: 1202374-002
Collect Date/Time: 2/24/2012 09:00
Receive Date: 2/24/2012 14:45

PROFILE II

Parameter	Method	Results	Units	Reporting Limit	Date Analyzed
Calcium	EPA 200.7	6.1	mg/L	0.50	3/2/2012
Chromium	EPA 200.7	<0.0050	mg/L	0.0050	3/2/2012
Cobalt	EPA 200.7	<0.010	mg/L	0.010	3/2/2012
Copper	EPA 200.7	0.20	mg/L	0.050	3/2/2012
Gallium	EPA 200.7	<0.10	mg/L	0.10	3/2/2012
Iron	EPA 200.7	<0.010	mg/L	0.010	3/2/2012
Lithium	EPA 200.7	<0.10	mg/L	0.10	3/2/2012
Magnesium	EPA 200.7	0.92	mg/L	0.50	3/2/2012
Manganese	EPA 200.7	0.042	mg/L	0.0050	3/2/2012
Molybdenum	EPA 200.7	<0.010	mg/L	0.010	3/2/2012
Nickel	EPA 200.7	<0.010	mg/L	0.010	3/2/2012
Phosphorus	EPA 200.7	<0.50	mg/L	0.50	3/2/2012
Potassium	EPA 200.7	1.2	mg/L	0.50	3/2/2012
Scandium	EPA 200.7	<0.10	mg/L	0.10	3/2/2012
Silver	EPA 200.7	<0.0050	mg/L	0.0050	3/2/2012
Sodium	EPA 200.7	<0.50	mg/L	0.50	3/2/2012
Strontium	EPA 200.7	<0.10	mg/L	0.10	3/2/2012
Tin	EPA 200.7	<0.10	mg/L	0.10	3/2/2012
Titanium	EPA 200.7	<0.10	mg/L	0.10	3/2/2012
Vanadium	EPA 200.7	<0.010	mg/L	0.010	3/2/2012
Zinc	EPA 200.7	0.028	mg/L	0.010	3/2/2012
Mercury	EPA 200.8	<0.00010	mg/L	0.00010	3/1/2012
Antimony	EPA 200.8	<0.0025	mg/L	0.0025	3/1/2012
Arsenic	EPA 200.8	<0.0050	mg/L	0.0050	3/1/2012
Lead	EPA 200.8	<0.0025	mg/L	0.0025	3/1/2012
Selenium	EPA 200.8	<0.0050	mg/L	0.0050	3/1/2012
Thallium	EPA 200.8	<0.0010	mg/L	0.0010	3/1/2012
Uranium	EPA 200.8	<0.010	mg/L	0.010	3/1/2012
Anions	Calculation	0.41	meq/L	0.10	
Cations	Calculation	0.42	meq/L	0.10	
Error	Calculation	<1.0	%	1.0	

Customer Sample ID: 604 767 WK:56
WETLAB Sample ID: 1202374-003
Collect Date/Time: 2/24/2012 09:00
Receive Date: 2/24/2012 14:45

PROFILE II

Parameter	Method	Results	Units	Reporting Limit	Date Analyzed
pH	SM 4500-H+ B	7.14	pH Units		2/24/2012
Bicarbonate (HCO3)	SM 2320B	34	mg/L	1.0	2/25/2012
Carbonate (CO3)	SM 2320B	<1.0	mg/L	1.0	2/25/2012
Hydroxide (OH)	SM 2320B	<1.0	mg/L	1.0	2/25/2012

Customer Sample ID: 604 767 WK:56
WETLAB Sample ID: 1202374-003

Collect Date/Time: 2/24/2012 09:00
Receive Date: 2/24/2012 14:45

PROFILE II

Parameter	Method	Results	Units	Reporting Limit	Date Analyzed
Total Alkalinity	SM 2320B	28	mg/L as CaCO3	1.0	2/25/2012
Chloride	EPA 300.0	<1.00	mg/L	1.00	2/24/2012
Fluoride	EPA 300.0	1.6	mg/L	0.10	2/24/2012
Sulfate	EPA 300.0	28	mg/L	1.0	2/24/2012
Nitrate Nitrogen	EPA 300.0	<1.0	mg/L	1.0	2/24/2012
Nitrite Nitrogen	EPA 300.0	<0.025	mg/L	0.025	2/24/2012
Total Dissolved Solids (TDS)	SM 2540C	61	mg/L	10	2/28/2012
Aluminum	EPA 200.7	<0.045	mg/L	0.045	3/2/2012
Barium	EPA 200.7	0.028	mg/L	0.010	3/2/2012
Beryllium	EPA 200.7	<0.0010	mg/L	0.0010	3/2/2012
Bismuth	EPA 200.7	<0.10	mg/L	0.10	3/2/2012
Boron	EPA 200.7	<0.10	mg/L	0.10	3/2/2012
Cadmium	EPA 200.7	<0.0010	mg/L	0.0010	3/2/2012
Calcium	EPA 200.7	16	mg/L	0.50	3/2/2012
Chromium	EPA 200.7	<0.0050	mg/L	0.0050	3/2/2012
Cobalt	EPA 200.7	<0.010	mg/L	0.010	3/2/2012
Copper	EPA 200.7	<0.050	mg/L	0.050	3/2/2012
Gallium	EPA 200.7	<0.10	mg/L	0.10	3/2/2012
Iron	EPA 200.7	<0.010	mg/L	0.010	3/2/2012
Lithium	EPA 200.7	<0.10	mg/L	0.10	3/2/2012
Magnesium	EPA 200.7	5.1	mg/L	0.50	3/2/2012
Manganese	EPA 200.7	0.15	mg/L	0.0050	3/2/2012
Molybdenum	EPA 200.7	<0.010	mg/L	0.010	3/2/2012
Nickel	EPA 200.7	<0.010	mg/L	0.010	3/2/2012
Phosphorus	EPA 200.7	<0.50	mg/L	0.50	3/2/2012
Potassium	EPA 200.7	0.87	mg/L	0.50	3/2/2012
Scandium	EPA 200.7	<0.10	mg/L	0.10	3/2/2012
Silver	EPA 200.7	<0.0050	mg/L	0.0050	3/2/2012
Sodium	EPA 200.7	<0.50	mg/L	0.50	3/2/2012
Strontium	EPA 200.7	0.13	mg/L	0.10	3/2/2012
Tin	EPA 200.7	<0.10	mg/L	0.10	3/2/2012
Titanium	EPA 200.7	<0.10	mg/L	0.10	3/2/2012
Vanadium	EPA 200.7	<0.010	mg/L	0.010	3/2/2012
Zinc	EPA 200.7	0.012	mg/L	0.010	3/2/2012
Mercury	EPA 200.8	<0.00010	mg/L	0.00010	3/1/2012
Antimony	EPA 200.8	<0.0025	mg/L	0.0025	3/1/2012
Arsenic	EPA 200.8	<0.0050	mg/L	0.0050	3/1/2012
Lead	EPA 200.8	<0.0025	mg/L	0.0025	3/1/2012
Selenium	EPA 200.8	<0.0050	mg/L	0.0050	3/1/2012
Thallium	EPA 200.8	<0.0010	mg/L	0.0010	3/1/2012
Uranium	EPA 200.8	<0.010	mg/L	0.010	3/1/2012

Customer Sample ID: 604 767 WK:56
WETLAB Sample ID: 1202374-003
Collect Date/Time: 2/24/2012 09:00
Receive Date: 2/24/2012 14:45

PROFILE II

Parameter	Method	Results	Units	Reporting Limit	Date Analyzed
Anions	Calculation	1.22	meq/L	0.10	
Cations	Calculation	1.25	meq/L	0.10	
Error	Calculation	<1.0	%	1.0	

Customer Sample ID: 604 787 WK:56
WETLAB Sample ID: 1202374-004
Collect Date/Time: 2/24/2012 09:00
Receive Date: 2/24/2012 14:45

PROFILE II

Parameter	Method	Results	Units	Reporting Limit	Date Analyzed
pH	SM 4500-H+ B	7.57	pH Units		2/24/2012
Bicarbonate (HCO3)	SM 2320B	68	mg/L	1.0	2/25/2012
Carbonate (CO3)	SM 2320B	<1.0	mg/L	1.0	2/25/2012
Hydroxide (OH)	SM 2320B	<1.0	mg/L	1.0	2/25/2012
Total Alkalinity	SM 2320B	56	mg/L as CaCO3	1.0	2/25/2012
Chloride	EPA 300.0	<1.00	mg/L	1.00	2/24/2012
Fluoride	EPA 300.0	1.0	mg/L	0.10	2/24/2012
Sulfate	EPA 300.0	30	mg/L	1.0	2/24/2012
Nitrate Nitrogen	EPA 300.0	<1.0	mg/L	1.0	2/24/2012
Nitrite Nitrogen	EPA 300.0	<0.025	mg/L	0.025	2/24/2012
Total Dissolved Solids (TDS)	SM 2540C	100	mg/L	10	2/28/2012
Aluminum	EPA 200.7	<0.045	mg/L	0.045	3/2/2012
Barium	EPA 200.7	<0.010	mg/L	0.010	3/2/2012
Beryllium	EPA 200.7	<0.0010	mg/L	0.0010	3/2/2012
Bismuth	EPA 200.7	<0.10	mg/L	0.10	3/2/2012
Boron	EPA 200.7	<0.10	mg/L	0.10	3/2/2012
Cadmium	EPA 200.7	<0.0010	mg/L	0.0010	3/2/2012
Calcium	EPA 200.7	26	mg/L	0.50	3/2/2012
Chromium	EPA 200.7	<0.0050	mg/L	0.0050	3/2/2012
Cobalt	EPA 200.7	<0.010	mg/L	0.010	3/2/2012
Copper	EPA 200.7	<0.050	mg/L	0.050	3/2/2012
Gallium	EPA 200.7	<0.10	mg/L	0.10	3/2/2012
Iron	EPA 200.7	<0.010	mg/L	0.010	3/2/2012
Lithium	EPA 200.7	<0.10	mg/L	0.10	3/2/2012
Magnesium	EPA 200.7	5.7	mg/L	0.50	3/2/2012
Manganese	EPA 200.7	0.066	mg/L	0.0050	3/2/2012
Molybdenum	EPA 200.7	0.021	mg/L	0.010	3/2/2012
Nickel	EPA 200.7	<0.010	mg/L	0.010	3/2/2012
Phosphorus	EPA 200.7	<0.50	mg/L	0.50	3/2/2012
Potassium	EPA 200.7	0.71	mg/L	0.50	3/2/2012
Scandium	EPA 200.7	<0.10	mg/L	0.10	3/2/2012
Silver	EPA 200.7	<0.0050	mg/L	0.0050	3/2/2012

Customer Sample ID: 604 787 WK:56
WETLAB Sample ID: 1202374-004
Collect Date/Time: 2/24/2012 09:00
Receive Date: 2/24/2012 14:45

PROFILE II

Parameter	Method	Results	Units	Reporting Limit	Date Analyzed
Sodium	EPA 200.7	<0.50	mg/L	0.50	3/2/2012
Strontium	EPA 200.7	0.17	mg/L	0.10	3/2/2012
Tin	EPA 200.7	<0.10	mg/L	0.10	3/2/2012
Titanium	EPA 200.7	<0.10	mg/L	0.10	3/2/2012
Vanadium	EPA 200.7	<0.010	mg/L	0.010	3/2/2012
Zinc	EPA 200.7	<0.010	mg/L	0.010	3/2/2012
Mercury	EPA 200.8	<0.00010	mg/L	0.00010	3/1/2012
Antimony	EPA 200.8	<0.0025	mg/L	0.0025	3/1/2012
Arsenic	EPA 200.8	<0.0050	mg/L	0.0050	3/1/2012
Lead	EPA 200.8	<0.0025	mg/L	0.0025	3/1/2012
Selenium	EPA 200.8	<0.0050	mg/L	0.0050	3/1/2012
Thallium	EPA 200.8	<0.0010	mg/L	0.0010	3/1/2012
Uranium	EPA 200.8	0.013	mg/L	0.010	3/1/2012
Anions	Calculation	1.79	meq/L	0.10	
Cations	Calculation	1.79	meq/L	0.10	
Error	Calculation	<1.0	%	1.0	

Customer Sample ID: SRK 0854 WK:56
WETLAB Sample ID: 1202374-005
Collect Date/Time: 2/24/2012 09:00
Receive Date: 2/24/2012 14:45

PROFILE II

Parameter	Method	Results	Units	Reporting Limit	Date Analyzed
pH	SM 4500-H+ B	5.03	pH Units		2/24/2012
Bicarbonate (HCO3)	SM 2320B	<1.0	mg/L	1.0	2/25/2012
Carbonate (CO3)	SM 2320B	<1.0	mg/L	1.0	2/25/2012
Hydroxide (OH)	SM 2320B	<1.0	mg/L	1.0	2/25/2012
Total Alkalinity	SM 2320B	<1.0	mg/L as CaCO3	1.0	2/25/2012
Chloride	EPA 300.0	<1.00	mg/L	1.00	2/24/2012
Fluoride	EPA 300.0	0.17	mg/L	0.10	2/24/2012
Sulfate	EPA 300.0	71	mg/L	1.0	2/24/2012
Nitrate Nitrogen	EPA 300.0	<1.0	mg/L	1.0	2/24/2012
Nitrite Nitrogen	EPA 300.0	<0.025	mg/L	0.025	2/24/2012
Total Dissolved Solids (TDS)	SM 2540C	95	mg/L	10	2/28/2012
Aluminum	EPA 200.7	0.056	mg/L	0.045	3/2/2012
Barium	EPA 200.7	0.021	mg/L	0.010	3/2/2012
Beryllium	EPA 200.7	<0.0010	mg/L	0.0010	3/2/2012
Bismuth	EPA 200.7	<0.10	mg/L	0.10	3/2/2012
Boron	EPA 200.7	<0.10	mg/L	0.10	3/2/2012
Cadmium	EPA 200.7	<0.0050	mg/L	0.0050	3/2/2012
Calcium	EPA 200.7	5.9	mg/L	0.50	3/2/2012
Chromium	EPA 200.7	<0.0050	mg/L	0.0050	3/2/2012

Customer Sample ID: SRK 0854 WK:56
WETLAB Sample ID: 1202374-005
Collect Date/Time: 2/24/2012 09:00
Receive Date: 2/24/2012 14:45

PROFILE II

Parameter	Method	Results	Units	Reporting Limit	Date Analyzed
Cobalt	EPA 200.7	<0.010	mg/L	0.010	3/2/2012
Copper	EPA 200.7	30	mg/L	0.050	3/2/2012
Gallium	EPA 200.7	<0.10	mg/L	0.10	3/2/2012
Iron	EPA 200.7	<0.010	mg/L	0.010	3/2/2012
Lithium	EPA 200.7	<0.10	mg/L	0.10	3/2/2012
Magnesium	EPA 200.7	<0.50	mg/L	0.50	3/2/2012
Manganese	EPA 200.7	0.079	mg/L	0.0050	3/2/2012
Molybdenum	EPA 200.7	<0.010	mg/L	0.010	3/2/2012
Nickel	EPA 200.7	<0.010	mg/L	0.010	3/2/2012
Phosphorus	EPA 200.7	<0.50	mg/L	0.50	3/2/2012
Potassium	EPA 200.7	<0.50	mg/L	0.50	3/2/2012
Scandium	EPA 200.7	<0.10	mg/L	0.10	3/2/2012
Silver	EPA 200.7	<0.0050	mg/L	0.0050	3/2/2012
Sodium	EPA 200.7	<0.50	mg/L	0.50	3/2/2012
Strontium	EPA 200.7	<0.10	mg/L	0.10	3/2/2012
Tin	EPA 200.7	<0.10	mg/L	0.10	3/2/2012
Titanium	EPA 200.7	<0.10	mg/L	0.10	3/2/2012
Vanadium	EPA 200.7	<0.010	mg/L	0.010	3/2/2012
Zinc	EPA 200.7	0.13	mg/L	0.010	3/2/2012
Mercury	EPA 200.8	<0.00010	mg/L	0.00010	3/1/2012
Antimony	EPA 200.8	<0.0025	mg/L	0.0025	3/1/2012
Arsenic	EPA 200.8	<0.0050	mg/L	0.0050	3/1/2012
Lead	EPA 200.8	0.0032	mg/L	0.0025	3/1/2012
Selenium	EPA 200.8	<0.0050	mg/L	0.0050	3/1/2012
Thallium	EPA 200.8	<0.0010	mg/L	0.0010	3/1/2012
Uranium	EPA 200.8	<0.010	mg/L	0.010	3/1/2012
Anions	Calculation	1.49	meq/L	0.10	
Cations	Calculation	1.25	meq/L	0.10	
Error	Calculation	8.6	%	1.0	

Customer Sample ID: SRK 0858 WK:56
WETLAB Sample ID: 1202374-006
Collect Date/Time: 2/24/2012 09:00
Receive Date: 2/24/2012 14:45

PROFILE II

Parameter	Method	Results	Units	Reporting Limit	Date Analyzed
pH	SM 4500-H+ B	2.63	pH Units		2/24/2012
Acidity (Titrimetric)	SM 2310B	380	mg/L as CaCO3		2/25/2012
Chloride	EPA 300.0	<5.0	mg/L	5.0	2/24/2012
Fluoride	EPA 300.0	<0.50	mg/L	0.50	2/24/2012
Sulfate	EPA 300.0	490	mg/L	5.0	2/24/2012
Nitrate Nitrogen	EPA 300.0	<1.0	mg/L	1.0	2/24/2012

Customer Sample ID: SRK 0858 WK:56
WETLAB Sample ID: 1202374-006

Collect Date/Time: 2/24/2012 09:00
Receive Date: 2/24/2012 14:45

PROFILE II

Parameter	Method	Results	Units	Reporting Limit	Date Analyzed
Nitrite Nitrogen	EPA 300.0	<0.12	mg/L	0.12	2/24/2012
Sulfate (as calculated from S)	Calc.	370	mg/L	1.0	3/7/2012
Total Dissolved Solids (TDS)	SM 2540C	330	mg/L	10	2/28/2012
Sulfur	EPA 200.7	120	mg/L	20	3/7/2012
Aluminum	EPA 200.7	8.5	mg/L	0.045	3/2/2012
Barium	EPA 200.7	<0.010	mg/L	0.010	3/2/2012
Beryllium	EPA 200.7	<0.0010	mg/L	0.0010	3/2/2012
Bismuth	EPA 200.7	<0.10	mg/L	0.10	3/2/2012
Boron	EPA 200.7	<0.10	mg/L	0.10	3/2/2012
Cadmium	EPA 200.7	0.0066	mg/L	0.0010	3/2/2012
Calcium	EPA 200.7	1.5	mg/L	0.50	3/2/2012
Chromium	EPA 200.7	0.011	mg/L	0.0050	3/2/2012
Cobalt	EPA 200.7	0.056	mg/L	0.010	3/2/2012
Copper	EPA 200.7	3.5	mg/L	0.050	3/2/2012
Gallium	EPA 200.7	<0.10	mg/L	0.10	3/2/2012
Iron	EPA 200.7	56	mg/L	0.010	3/2/2012
Lithium	EPA 200.7	<0.10	mg/L	0.10	3/2/2012
Magnesium	EPA 200.7	1.4	mg/L	0.50	3/2/2012
Manganese	EPA 200.7	0.076	mg/L	0.0050	3/2/2012
Molybdenum	EPA 200.7	<0.010	mg/L	0.010	3/2/2012
Nickel	EPA 200.7	<0.010	mg/L	0.010	3/2/2012
Phosphorus	EPA 200.7	<0.50	mg/L	0.50	3/2/2012
Potassium	EPA 200.7	<0.50	mg/L	0.50	3/2/2012
Scandium	EPA 200.7	<0.10	mg/L	0.10	3/2/2012
Silver	EPA 200.7	<0.0050	mg/L	0.0050	3/2/2012
Sodium	EPA 200.7	1.9	mg/L	0.50	3/2/2012
Strontium	EPA 200.7	<0.10	mg/L	0.10	3/2/2012
Tin	EPA 200.7	<0.10	mg/L	0.10	3/2/2012
Titanium	EPA 200.7	<0.10	mg/L	0.10	3/2/2012
Vanadium	EPA 200.7	<0.010	mg/L	0.010	3/2/2012
Zinc	EPA 200.7	0.025	mg/L	0.010	3/2/2012
Mercury	EPA 200.8	<0.00010	mg/L	0.00010	3/1/2012
Antimony	EPA 200.8	<0.0025	mg/L	0.0025	3/1/2012
Arsenic	EPA 200.8	<0.0050	mg/L	0.0050	3/1/2012
Lead	EPA 200.8	0.0034	mg/L	0.0025	3/1/2012
Selenium	EPA 200.8	<0.0050	mg/L	0.0050	3/1/2012
Thallium	EPA 200.8	<0.0010	mg/L	0.0010	3/1/2012
Uranium	EPA 200.8	0.011	mg/L	0.010	3/1/2012
Anions	Calculation	10.2	meq/L	0.10	
Cations	Calculation	8.22	meq/L	0.10	
Error	Calculation	11	%	1.0	

Customer Sample ID: SRK 0858 WK:56 **Collect Date/Time:** 2/24/2012 09:00
WETLAB Sample ID: 1202374-006 **Receive Date:** 2/24/2012 14:45

PROFILE II

Parameter	Method	Results	Units	Reporting Limit	Date Analyzed

Customer Sample ID: SRK 0872 WK:56 **Collect Date/Time:** 2/24/2012 09:00
WETLAB Sample ID: 1202374-007 **Receive Date:** 2/24/2012 14:45

PROFILE II

Parameter	Method	Results	Units	Reporting Limit	Date Analyzed
pH	SM 4500-H+ B	6.86	pH Units		2/24/2012
Bicarbonate (HCO3)	SM 2320B	13	mg/L	1.0	2/25/2012
Carbonate (CO3)	SM 2320B	<1.0	mg/L	1.0	2/25/2012
Hydroxide (OH)	SM 2320B	<1.0	mg/L	1.0	2/25/2012
Total Alkalinity	SM 2320B	11	mg/L as CaCO3	1.0	2/25/2012
Chloride	EPA 300.0	<1.00	mg/L	1.00	2/24/2012
Fluoride	EPA 300.0	0.35	mg/L	0.10	2/24/2012
Sulfate	EPA 300.0	39	mg/L	1.0	2/24/2012
Nitrate Nitrogen	EPA 300.0	<1.0	mg/L	1.0	2/24/2012
Nitrite Nitrogen	EPA 300.0	<0.025	mg/L	0.025	2/24/2012
Total Dissolved Solids (TDS)	SM 2540C	89	mg/L	10	2/28/2012
Aluminum	EPA 200.7	<0.045	mg/L	0.045	3/2/2012
Barium	EPA 200.7	0.021	mg/L	0.010	3/2/2012
Beryllium	EPA 200.7	<0.0010	mg/L	0.0010	3/2/2012
Bismuth	EPA 200.7	<0.10	mg/L	0.10	3/2/2012
Boron	EPA 200.7	<0.10	mg/L	0.10	3/2/2012
Cadmium	EPA 200.7	<0.0010	mg/L	0.0010	3/2/2012
Calcium	EPA 200.7	18	mg/L	0.50	3/2/2012
Chromium	EPA 200.7	<0.0050	mg/L	0.0050	3/2/2012
Cobalt	EPA 200.7	<0.010	mg/L	0.010	3/2/2012
Copper	EPA 200.7	<0.050	mg/L	0.050	3/2/2012
Gallium	EPA 200.7	<0.10	mg/L	0.10	3/2/2012
Iron	EPA 200.7	<0.050	mg/L	0.050	3/2/2012
Lithium	EPA 200.7	<0.10	mg/L	0.10	3/2/2012
Magnesium	EPA 200.7	0.97	mg/L	0.50	3/2/2012
Manganese	EPA 200.7	<0.0050	mg/L	0.0050	3/2/2012
Molybdenum	EPA 200.7	0.20	mg/L	0.010	3/2/2012
Nickel	EPA 200.7	<0.010	mg/L	0.010	3/2/2012
Phosphorus	EPA 200.7	<0.50	mg/L	0.50	3/2/2012
Potassium	EPA 200.7	<0.50	mg/L	0.50	3/2/2012
Scandium	EPA 200.7	<0.10	mg/L	0.10	3/2/2012
Silver	EPA 200.7	<0.0050	mg/L	0.0050	3/2/2012
Sodium	EPA 200.7	<0.50	mg/L	0.50	3/2/2012
Strontium	EPA 200.7	<0.10	mg/L	0.10	3/2/2012
Tin	EPA 200.7	<0.10	mg/L	0.10	3/2/2012

Customer Sample ID: SRK 0872 WK:56
WETLAB Sample ID: 1202374-007

Collect Date/Time: 2/24/2012 09:00
Receive Date: 2/24/2012 14:45

PROFILE II

Parameter	Method	Results	Units	Reporting Limit	Date Analyzed
Titanium	EPA 200.7	<0.10	mg/L	0.10	3/2/2012
Vanadium	EPA 200.7	<0.010	mg/L	0.010	3/2/2012
Zinc	EPA 200.7	<0.010	mg/L	0.010	3/2/2012
Mercury	EPA 200.8	<0.00010	mg/L	0.00010	3/1/2012
Antimony	EPA 200.8	<0.0025	mg/L	0.0025	3/1/2012
Arsenic	EPA 200.8	<0.0050	mg/L	0.0050	3/1/2012
Lead	EPA 200.8	<0.0025	mg/L	0.0025	3/1/2012
Selenium	EPA 200.8	<0.0050	mg/L	0.0050	3/1/2012
Thallium	EPA 200.8	<0.0010	mg/L	0.0010	3/1/2012
Uranium	EPA 200.8	<0.010	mg/L	0.010	3/1/2012
Anions	Calculation	1.04	meq/L	0.10	
Cations	Calculation	0.98	meq/L	0.10	
Error	Calculation	3.2	%	1.0	

Western Environmental Testing Laboratory
QC Report

QCBatchID	QCType	Parameter	Method	Result	Units
QC12020747	Blank 1	Fluoride	EPA 300.0	<0.10	mg/L
QC12020747	Blank 2	Fluoride	EPA 300.0	<0.10	mg/L
QC12020748	Blank 1	Chloride	EPA 300.0	<1.0	mg/L
QC12020748	Blank 2	Chloride	EPA 300.0	<1.0	mg/L
QC12020748	Blank 3	Chloride	EPA 300.0	<1.0	mg/L
QC12020750	Blank 1	Nitrite Nitrogen	EPA 300.0	<0.025	mg/L
QC12020750	Blank 2	Nitrite Nitrogen	EPA 300.0	<0.025	mg/L
QC12020752	Blank 1	Nitrate Nitrogen	EPA 300.0	<1.0	mg/L
QC12020752	Blank 2	Nitrate Nitrogen	EPA 300.0	<1.0	mg/L
QC12020753	Blank 1	Sulfate	EPA 300.0	<1.0	mg/L
QC12020753	Blank 2	Sulfate	EPA 300.0	<1.0	mg/L
QC12020753	Blank 3	Sulfate	EPA 300.0	<1.0	mg/L
QC12030027	Blank 1	Total Dissolved Solids (TDS)	SM 2540C	<10	mg/L
QC12030027	Blank 2	Total Dissolved Solids (TDS)	SM 2540C	<10	mg/L
QC12030068	Blank 1	Mercury	EPA 200.8	<0.00010	mg/L
		Antimony	EPA 200.8	<0.0025	mg/L
		Arsenic	EPA 200.8	<0.0050	mg/L
		Lead	EPA 200.8	<0.0025	mg/L
		Selenium	EPA 200.8	<0.0050	mg/L
		Thallium	EPA 200.8	<0.0010	mg/L
		Uranium	EPA 200.8	<0.010	mg/L
QC12030069	Blank 1	Mercury	EPA 200.8	<0.00010	mg/L
		Antimony	EPA 200.8	<0.0025	mg/L
		Arsenic	EPA 200.8	<0.0050	mg/L
		Lead	EPA 200.8	<0.0025	mg/L
		Selenium	EPA 200.8	<0.0050	mg/L
		Thallium	EPA 200.8	<0.0010	mg/L
		Uranium	EPA 200.8	<0.010	mg/L
QC12030087	Blank 1	Aluminum	EPA 200.7	<0.045	mg/L
		Barium	EPA 200.7	<0.010	mg/L
		Beryllium	EPA 200.7	<0.0010	mg/L
		Bismuth	EPA 200.7	<0.10	mg/L
		Boron	EPA 200.7	<0.100	mg/L
		Cadmium	EPA 200.7	<0.0010	mg/L
		Calcium	EPA 200.7	<0.50	mg/L
		Chromium	EPA 200.7	<0.0050	mg/L
		Cobalt	EPA 200.7	<0.010	mg/L
		Copper	EPA 200.7	<0.050	mg/L
		Gallium	EPA 200.7	<0.10	mg/L
		Iron	EPA 200.7	<0.010	mg/L
		Lithium	EPA 200.7	<0.10	mg/L
		Magnesium	EPA 200.7	<0.50	mg/L
		Manganese	EPA 200.7	<0.0050	mg/L
		Molybdenum	EPA 200.7	<0.010	mg/L
		Nickel	EPA 200.7	<0.010	mg/L
		Phosphorus	EPA 200.7	<0.50	mg/L
		Potassium	EPA 200.7	<0.50	mg/L
		Scandium	EPA 200.7	<0.10	mg/L
		Silver	EPA 200.7	<0.0050	mg/L
		Sodium	EPA 200.7	<0.50	mg/L

QCBatchID	QCType	Parameter	Method	Result	Units
		Strontium	EPA 200.7	<0.10	mg/L
		Tin	EPA 200.7	<0.10	mg/L
		Titanium	EPA 200.7	<0.10	mg/L
		Vanadium	EPA 200.7	<0.010	mg/L
		Zinc	EPA 200.7	<0.010	mg/L
QC12030088	Blank 1	Aluminum	EPA 200.7	<0.045	mg/L
		Barium	EPA 200.7	<0.010	mg/L
		Beryllium	EPA 200.7	<0.0010	mg/L
		Bismuth	EPA 200.7	<0.10	mg/L
		Boron	EPA 200.7	<0.100	mg/L
		Cadmium	EPA 200.7	<0.0010	mg/L
		Calcium	EPA 200.7	<0.50	mg/L
		Chromium	EPA 200.7	<0.0050	mg/L
		Cobalt	EPA 200.7	<0.010	mg/L
		Copper	EPA 200.7	<0.050	mg/L
		Gallium	EPA 200.7	<0.10	mg/L
		Iron	EPA 200.7	<0.010	mg/L
		Lithium	EPA 200.7	<0.10	mg/L
		Magnesium	EPA 200.7	<0.50	mg/L
		Manganese	EPA 200.7	<0.0050	mg/L
		Molybdenum	EPA 200.7	<0.010	mg/L
		Nickel	EPA 200.7	<0.010	mg/L
		Phosphorus	EPA 200.7	<0.50	mg/L
		Potassium	EPA 200.7	<0.50	mg/L
		Scandium	EPA 200.7	<0.10	mg/L
		Silver	EPA 200.7	<0.0050	mg/L
		Sodium	EPA 200.7	<0.50	mg/L
		Strontium	EPA 200.7	<0.10	mg/L
		Tin	EPA 200.7	<0.10	mg/L
		Titanium	EPA 200.7	<0.10	mg/L
		Vanadium	EPA 200.7	<0.010	mg/L
		Zinc	EPA 200.7	<0.010	mg/L

QCBatchID	QCType	Parameter	Method	Result	Actual	% Recovery	Units
QC12020747	LCS 1	Fluoride	EPA 300.0	1.87	2.00	94	mg/L
QC12020748	LCS 1	Chloride	EPA 300.0	10.4	10.0	104	mg/L
QC12020750	LCS 1	Nitrite Nitrogen	EPA 300.0	0.475	0.500	95	mg/L
QC12020752	LCS 1	Nitrate Nitrogen	EPA 300.0	2.02	2.00	101	mg/L
QC12020753	LCS 1	Sulfate	EPA 300.0	23.2	25.0	93	mg/L
QC12020760	LCS 1	pH	SM 4500-H+ B	7.01	7.00	100	pH Units
QC12020760	LCS 2	pH	SM 4500-H+ B	7.03	7.00	100	pH Units
QC12020763	LCS 1	Alkalinity	SM 2320B	103	100	103	mg/L
QC12020763	LCS 2	Alkalinity	SM 2320B	98.8	100	99	mg/L
QC12030027	LCS 1	Total Dissolved Solids (TDS)	SM 2540C	145	150	97	mg/L
QC12030027	LCS 2	Total Dissolved Solids (TDS)	SM 2540C	140	150	93	mg/L
QC12030068	LCS 1	Mercury	EPA 200.8	0.001000	0.001	100	mg/L
		Antimony	EPA 200.8	0.0100	0.010	100	mg/L
		Arsenic	EPA 200.8	0.0514	0.050	103	mg/L
		Lead	EPA 200.8	0.0099	0.010	99	mg/L
		Selenium	EPA 200.8	0.0489	0.050	98	mg/L
		Thallium	EPA 200.8	0.0096	0.010	96	mg/L
		Uranium	EPA 200.8	<0.0100	0.010	100	mg/L
QC12030069	LCS 1	Mercury	EPA 200.8	0.001000	0.001	100	mg/L
		Antimony	EPA 200.8	0.0100	0.010	100	mg/L
		Arsenic	EPA 200.8	0.0514	0.050	103	mg/L
		Lead	EPA 200.8	0.0099	0.010	99	mg/L

QCBatchID	QCType	Parameter	Method	Result	Actual	% Recovery	Units
		Selenium	EPA 200.8	0.0489	0.050	98	mg/L
		Thallium	EPA 200.8	0.0096	0.010	96	mg/L
		Uranium	EPA 200.8	<0.0100	0.010	100	mg/L
QC12030087	LCS 1	Aluminum	EPA 200.7	0.926	1.00	93	mg/L
		Barium	EPA 200.7	0.966	1.00	97	mg/L
		Beryllium	EPA 200.7	0.969	1.00	97	mg/L
		Bismuth	EPA 200.7	0.988	1.00	99	mg/L
		Boron	EPA 200.7	0.959	1.00	96	mg/L
		Cadmium	EPA 200.7	0.978	1.00	98	mg/L
		Calcium	EPA 200.7	9.89	10.0	99	mg/L
		Chromium	EPA 200.7	0.959	1.00	96	mg/L
		Cobalt	EPA 200.7	0.982	1.00	98	mg/L
		Copper	EPA 200.7	4.69	5.00	94	mg/L
		Gallium	EPA 200.7	0.971	1.00	97	mg/L
		Iron	EPA 200.7	0.986	1.00	99	mg/L
		Lithium	EPA 200.7	0.975	1.00	98	mg/L
		Magnesium	EPA 200.7	9.74	10.0	97	mg/L
		Manganese	EPA 200.7	0.947	1.00	95	mg/L
		Molybdenum	EPA 200.7	0.944	1.00	94	mg/L
		Nickel	EPA 200.7	4.85	5.00	97	mg/L
		Phosphorus	EPA 200.7	4.87	5.00	97	mg/L
		Potassium	EPA 200.7	9.80	10.0	98	mg/L
		Scandium	EPA 200.7	0.964	1.00	96	mg/L
		Silver	EPA 200.7	0.087	0.090	97	mg/L
		Sodium	EPA 200.7	9.92	10.0	99	mg/L
		Strontium	EPA 200.7	0.982	1.00	98	mg/L
		Tin	EPA 200.7	0.942	1.00	94	mg/L
		Titanium	EPA 200.7	0.986	1.00	99	mg/L
		Vanadium	EPA 200.7	0.960	1.00	96	mg/L
		Zinc	EPA 200.7	1.02	1.00	102	mg/L
QC12030088	LCS 1	Aluminum	EPA 200.7	0.926	1.00	93	mg/L
		Barium	EPA 200.7	0.966	1.00	97	mg/L
		Beryllium	EPA 200.7	0.969	1.00	97	mg/L
		Bismuth	EPA 200.7	0.988	1.00	99	mg/L
		Boron	EPA 200.7	0.959	1.00	96	mg/L
		Cadmium	EPA 200.7	0.978	1.00	98	mg/L
		Calcium	EPA 200.7	9.89	10.0	99	mg/L
		Chromium	EPA 200.7	0.959	1.00	96	mg/L
		Cobalt	EPA 200.7	0.982	1.00	98	mg/L
		Copper	EPA 200.7	4.69	5.00	94	mg/L
		Gallium	EPA 200.7	0.971	1.00	97	mg/L
		Iron	EPA 200.7	0.986	1.00	99	mg/L
		Lithium	EPA 200.7	0.975	1.00	98	mg/L
		Magnesium	EPA 200.7	9.74	10.0	97	mg/L
		Manganese	EPA 200.7	0.947	1.00	95	mg/L
		Molybdenum	EPA 200.7	0.944	1.00	94	mg/L
		Nickel	EPA 200.7	4.85	5.00	97	mg/L
		Phosphorus	EPA 200.7	4.87	5.00	97	mg/L
		Potassium	EPA 200.7	9.80	10.0	98	mg/L
		Scandium	EPA 200.7	0.964	1.00	96	mg/L
		Silver	EPA 200.7	0.087	0.090	97	mg/L
		Sodium	EPA 200.7	9.92	10.0	99	mg/L
		Strontium	EPA 200.7	0.982	1.00	98	mg/L
		Tin	EPA 200.7	0.942	1.00	94	mg/L
		Titanium	EPA 200.7	0.986	1.00	99	mg/L
		Vanadium	EPA 200.7	0.960	1.00	96	mg/L

QCBatchID	QCType	Parameter	Method	Result	Actual	% Recovery	Units
		Zinc	EPA 200.7	1.02	1.00	102	mg/L

QCBatchID	QCType	Parameter	Method	Duplicate Sample	Sample Result	Duplicate Result	Units	RPD
QC12020760	Duplicate	pH	SM 4500-H+ B	1202362-001	7.79	7.83	pH Units	1 %
QC12020760	Duplicate	pH	SM 4500-H+ B	1202368-001	7.38	7.40	pH Units	<1%
QC12020760	Duplicate	pH	SM 4500-H+ B	1202370-002	8.18	8.21	pH Units	<1%
QC12020760	Duplicate	pH	SM 4500-H+ B	1202372-001	2.71	2.67	pH Units	1 %
QC12020760	Duplicate	pH	SM 4500-H+ B	1202378-003	7.17	7.20	pH Units	<1%
QC12020763	Duplicate	Bicarbonate (HCO3)	SM 2320B	1202362-001	70.9	70.8	mg/L	<1%
		Carbonate (CO3)	SM 2320B	1202362-001	<1.000	<1.000	mg/L	<1%
		Hydroxide (OH)	SM 2320B	1202362-001	<1.000	<1.000	mg/L	<1%
		Total Alkalinity	SM 2320B	1202362-001	58.2	58.0	mg/L as CaCO3	<1%
QC12020763	Duplicate	Bicarbonate (HCO3)	SM 2320B	1202369-004	21.1	20.9	mg/L	1 %
		Carbonate (CO3)	SM 2320B	1202369-004	<1.000	<1.000	mg/L	<1%
		Hydroxide (OH)	SM 2320B	1202369-004	<1.000		mg/L	%
		Total Alkalinity	SM 2320B	1202369-004	17.3	17.1	mg/L as CaCO3	1 %
QC12020763	Duplicate	Bicarbonate (HCO3)	SM 2320B	1202371-006	370	370	mg/L	<1%
		Carbonate (CO3)	SM 2320B	1202371-006	<1.000	<1.000	mg/L	<1%
		Hydroxide (OH)	SM 2320B	1202371-006	<1.000	<1.000	mg/L	<1%
		Total Alkalinity	SM 2320B	1202371-006	304	304	mg/L as CaCO3	<1%
QC12020763	Duplicate	Bicarbonate (HCO3)	SM 2320B	1202378-001	297	298	mg/L	<1%
		Carbonate (CO3)	SM 2320B	1202378-001	<1.000	<1.000	mg/L	<1%
		Hydroxide (OH)	SM 2320B	1202378-001	<1.000	<1.000	mg/L	<1%
		Total Alkalinity	SM 2320B	1202378-001	243	244	mg/L as CaCO3	<1%
QC12030027	Duplicate	Total Dissolved Solids (TDS)	SM 2540C	1202372-001	80.0	78.0	mg/L	3 %
QC12030027	Duplicate	Total Dissolved Solids (TDS)	SM 2540C	1202378-002	112	121	mg/L	8 %
QC12030027	Duplicate	Total Dissolved Solids (TDS)	SM 2540C	1202391-004	370	362	mg/L	2 %

QCBatchID	QCType	Parameter	Method	Spike Sample	Sample Result		MS Result	MSD Result	Spike Value	Units	MS % Rec.	MSD % Rec.	RPD
QC12020747	MS 1	Fluoride	EPA 300.0	1202372-001	<0.500	M	20.9	23.9	2.00	mg/L	NC	NC	NC
QC12020748	MS 1	Chloride	EPA 300.0	1202350-005	<1.000		5.31	5.43	5.00	mg/L	104	107	2 %
QC12020748	MS 2	Chloride	EPA 300.0	1202372-001	<5.000		27.2	27.3	5.00	mg/L	107	108	<1%
QC12020750	MS 1	Nitrite Nitrogen	EPA 300.0	1202372-001	<0.125		2.62	2.64	0.500	mg/L	104	105	1 %
QC12020752	MS 1	Nitrate Nitrogen	EPA 300.0	1202372-001	<1.000		10.6	10.7	2.00	mg/L	105	105	1 %
QC12020753	MS 1	Sulfate	EPA 300.0	1202350-005	67.4		76.2	76.5	10.0	mg/L	88	92	<1%
QC12020753	MS 2	Sulfate	EPA 300.0	1202372-001	277	M	313	314	10.0	mg/L	NC	NC	NC
QC12030068	MS 1	Mercury	EPA 200.8	1202391-001	0.000230		0.001034	0.001061	0.001	mg/L	80	83	3 %
		Antimony	EPA 200.8	1202391-001	<0.0025		0.0099	0.0103	0.010	mg/L	96	99	4 %
		Arsenic	EPA 200.8	1202391-001	0.0107		0.0667	0.0673	0.050	mg/L	112	113	1 %
		Lead	EPA 200.8	1202391-001	<0.0025		0.0082	0.0083	0.010	mg/L	82	83	1 %
		Selenium	EPA 200.8	1202391-001	0.0165		0.0648	0.0663	0.050	mg/L	96	99	2 %
		Thallium	EPA 200.8	1202391-001	<0.0010		0.0079	0.0080	0.010	mg/L	79	80	1 %
		Uranium	EPA 200.8	1202391-001	<0.0100		0.0116	0.0116	0.010	mg/L	97	98	<1%
QC12030069	MS 1	Mercury	EPA 200.8	1202391-002	0.000419		0.001242	0.001378	0.001	mg/L	82	96	10 %
		Antimony	EPA 200.8	1202391-002	<0.0025		0.0100	0.0101	0.010	mg/L	95	96	1 %
		Arsenic	EPA 200.8	1202391-002	0.0107		0.0670	0.0665	0.050	mg/L	113	111	1 %
		Lead	EPA 200.8	1202391-002	<0.0025		0.0084	0.0085	0.010	mg/L	84	85	1 %
		Selenium	EPA 200.8	1202391-002	0.0149		0.0644	0.0629	0.050	mg/L	99	96	2 %

QCBatchID	QCType	Parameter	Method	Spike Sample	Sample Result		MS Result	MSD Result	Spike Value	Units	MS % Rec.	MSD % Rec.	RPD
		Thallium	EPA 200.8	1202391-002	<0.0010		0.0082	0.0084	0.010	mg/L	82	84	2 %
		Uranium	EPA 200.8	1202391-002	<0.0100		0.0122	0.0123	0.010	mg/L	98	99	1 %
QC12030087	MS 1	Aluminum	EPA 200.7	1202391-001	0.122		1.04	1.05	1.00	mg/L	92	93	1 %
		Barium	EPA 200.7	1202391-001	0.053		1.00	1.00	1.00	mg/L	95	95	<1%
		Beryllium	EPA 200.7	1202391-001	<0.001		0.971	0.971	1.00	mg/L	97	97	<1%
		Bismuth	EPA 200.7	1202391-001	<0.100		0.919	0.918	1.00	mg/L	94	94	<1%
		Boron	EPA 200.7	1202391-001	<0.100		0.968	0.971	1.00	mg/L	99	100	<1%
		Cadmium	EPA 200.7	1202391-001	<0.001		0.938	0.935	1.00	mg/L	94	94	<1%
		Calcium	EPA 200.7	1202391-001	296	SC	314	305	10.0	mg/L	NC	NC	NC
		Chromium	EPA 200.7	1202391-001	0.061		1.02	1.02	1.00	mg/L	96	96	<1%
		Cobalt	EPA 200.7	1202391-001	0.277		1.24	1.24	1.00	mg/L	96	96	<1%
		Copper	EPA 200.7	1202391-001	<0.050		4.94	4.96	5.00	mg/L	99	99	<1%
		Gallium	EPA 200.7	1202391-001	<0.100		0.880	0.862	1.00	mg/L	87	85	2 %
		Iron	EPA 200.7	1202391-001	0.085		1.07	1.07	1.00	mg/L	98	98	<1%
		Lithium	EPA 200.7	1202391-001	<0.100		0.965	0.973	1.00	mg/L	96	96	1 %
		Magnesium	EPA 200.7	1202391-001	11.8		21.1	20.6	10.0	mg/L	93	88	2 %
		Manganese	EPA 200.7	1202391-001	<0.005		0.889	0.888	1.00	mg/L	93	92	<1%
		Molybdenum	EPA 200.7	1202391-001	0.153		1.12	1.12	1.00	mg/L	97	97	<1%
		Nickel	EPA 200.7	1202391-001	0.035		4.80	4.79	5.00	mg/L	95	95	<1%
		Phosphorus	EPA 200.7	1202391-001	<0.500		5.14	5.14	5.00	mg/L	103	103	<1%
		Potassium	EPA 200.7	1202391-001	3.77		14.0	14.0	10.0	mg/L	102	102	<1%
		Scandium	EPA 200.7	1202391-001	<0.100		0.964	0.967	1.00	mg/L	96	97	<1%
		Silver	EPA 200.7	1202391-001	0.019		0.106	0.107	0.090	mg/L	97	98	1 %
		Sodium	EPA 200.7	1202391-001	189	SC	204	199	10.0	mg/L	NC	NC	NC
		Strontium	EPA 200.7	1202391-001	1.71		2.70	2.65	1.00	mg/L	99	94	2 %
		Tin	EPA 200.7	1202391-001	<0.100		0.789	0.796	1.00	mg/L	96	97	1 %
		Titanium	EPA 200.7	1202391-001	<0.100		0.977	0.983	1.00	mg/L	98	98	1 %
		Vanadium	EPA 200.7	1202391-001	0.028		1.00	1.00	1.00	mg/L	97	97	<1%
		Zinc	EPA 200.7	1202391-001	<0.010		1.01	1.00	1.00	mg/L	101	100	1 %
QC12030088	MS 1	Aluminum	EPA 200.7	1202391-002	0.117		1.10	1.08	1.00	mg/L	98	96	2 %
		Barium	EPA 200.7	1202391-002	0.043		0.996	1.00	1.00	mg/L	95	96	<1%
		Beryllium	EPA 200.7	1202391-002	<0.001		0.965	0.971	1.00	mg/L	97	97	1 %
		Bismuth	EPA 200.7	1202391-002	<0.100		0.917	0.929	1.00	mg/L	94	95	1 %
		Boron	EPA 200.7	1202391-002	<0.100		0.996	1.01	1.00	mg/L	100	101	1 %
		Cadmium	EPA 200.7	1202391-002	<0.001		0.950	0.955	1.00	mg/L	95	96	1 %
		Calcium	EPA 200.7	1202391-002	261		271	279	10.0	mg/L	100	180	3 %
		Chromium	EPA 200.7	1202391-002	0.065		1.03	1.04	1.00	mg/L	97	98	1 %
		Cobalt	EPA 200.7	1202391-002	0.293		1.26	1.27	1.00	mg/L	97	98	1 %
		Copper	EPA 200.7	1202391-002	<0.050		4.98	5.02	5.00	mg/L	99	100	1 %
		Gallium	EPA 200.7	1202391-002	<0.100		0.902	0.911	1.00	mg/L	89	90	1 %
		Iron	EPA 200.7	1202391-002	0.120		1.14	1.15	1.00	mg/L	102	103	1 %
		Lithium	EPA 200.7	1202391-002	<0.100		0.957	0.965	1.00	mg/L	95	95	1 %
		Magnesium	EPA 200.7	1202391-002	11.1		20.4	20.7	10.0	mg/L	93	96	1 %
		Manganese	EPA 200.7	1202391-002	<0.005		0.895	0.898	1.00	mg/L	92	92	<1%
		Molybdenum	EPA 200.7	1202391-002	0.169		1.13	1.14	1.00	mg/L	96	97	1 %
		Nickel	EPA 200.7	1202391-002	0.049		4.82	4.85	5.00	mg/L	95	96	1 %
		Phosphorus	EPA 200.7	1202391-002	<0.500		5.23	5.30	5.00	mg/L	103	105	1 %
		Potassium	EPA 200.7	1202391-002	3.49		13.7	13.8	10.0	mg/L	102	103	1 %
		Scandium	EPA 200.7	1202391-002	<0.100		0.965	0.973	1.00	mg/L	97	97	1 %
		Silver	EPA 200.7	1202391-002	0.041		0.132	0.132	0.090	mg/L	101	101	<1%
		Sodium	EPA 200.7	1202391-002	167		177	183	10.0	mg/L	100	160	3 %
		Strontium	EPA 200.7	1202391-002	1.50		2.42	2.49	1.00	mg/L	92	99	3 %
		Tin	EPA 200.7	1202391-002	<0.100		0.786	0.786	1.00	mg/L	96	96	<1%
		Titanium	EPA 200.7	1202391-002	<0.100		0.969	0.977	1.00	mg/L	97	98	1 %
		Vanadium	EPA 200.7	1202391-002	0.030		1.01	1.01	1.00	mg/L	98	98	<1%

QCBatchID	QCType	Parameter	Method	Spike Sample	Sample Result	MS Result	MSD Result	Spike Value	Units	MS % Rec.	MSD % Rec.	RPD
		Zinc	EPA 200.7	1202391-002	<0.010	1.01	1.02	1.00	mg/L	101	102	1 %

WETLAB
WESTERN ENVIRONMENTAL TESTING LABORATORY
Specializing in Soil, Hazardous Waste and Water Analysis.
475 E. Greg Street #119 | Sparks, Nevada 89431
tel (775) 355-0202 | fax (775) 355-0817 | www.WETLaboratory.com

Lab Number 1202374
Report Due Date: 3/9/12
Page 1 of 1

Client: McClelland Laboratories, Inc.
Address: 1016 Greg Street
City, State & Zip: Sparks, NV 89431
Contact: Gene McClelland
Phone: 775-356-1300 | Collector's Name: Robert
Fax: 775-356-8917 | Project Name:
P.O. Number: | Project Number: 3438
Email: mli@mettest.com

Turnaround Time
Standard ____ 5-Day ____ Other ____

Billing Address (if different than Client Address):
Company ____
Address ____
City, State & Zip ____
Contact ____
Phone ____
Fax ____
Email ____

Additional Information

Fax Results	Y	N	To: Client	Billing
Email Results	Y	N	To: Client	Billing
Compliance Monitoring	Y	N		
Fax Results to State EPA	Y	N		

Sample Type Codes

DW = Drinking Water	SD = Solid
WW = Wastewater	SO = Soil
SW = Surface Water	HW = Hazardous Waste
MW = Monitoring Well	OTHER: ____

SAMPLE ID/LOCATION		DATE	TIME	SAMPLE TYPE	NO. OF CONTAINERS	Analyses Requested: Profile II w/o Rad	Analyses Requested: Uranium	Spl. No.
604 669	Wk:56	02/24/12	9:00	WW	2	X	X	1
604 673								2
604 767								3
604 787								4
SRK 0854								5
SRK 0858								6
SRK 0872								7

1202 374 1

Instructions/Comments/Special Requirements:

SAMPLE RECEIPT	DATE	TIME	Samples Relinquished By	Samples Received By
Temperature 21 °C	2-24-12	14:45		
Custody Seals Intact? Y N (None)				
Number of Containers 1				

WETLAB'S Standard Terms and Conditions apply unless written agreements specify otherwise. Payment terms are Net 30.

To the maximum extent permitted by law, the Client agrees to limit the liability of WETLAB for the Client's damages to the total compesation received, unless other agreements are made in writing. This limitation shall apply regardless of the cause of action or legal theory pled or asserted.

301.2E

WETLAB
WESTERN ENVIRONMENTAL TESTING LABORATORY
475 E. Greg Street #119 | Sparks, Nevada 89431 | tel (775) 355-0202 | fax (775) 355-0817 | www.WETLaboratory.com

2/9/2012

McClelland Laboratory
1016 Greg Street
Sparks, NV 89431
Attn: Gene McClelland

OrderID: *1201427*

Dear: Gene McClelland

This is to transmit the attached analytical report. The analytical data and information contained therein was generated using specified or selected methods contained in references, such as Standard Methods for the Examination of Water and Wastewater, 18th & 19th editions, Methods for Determination of Organic Compounds in Drinking Water, EPA-600/4-79-020, and Test Methods for Evaluation of Solid Waste, Physical/Chemical Methods (SW846) Third Edition.

The samples were received by WETLAB-Western Environmental Testing Laboratory in good condition on 1/27/2012. Additional comments are located on page 2 of this report.

If you should have any questions or comments regarding this report, please do not hesitate to call.

Sincerely,

Andy Smith
QA Manager

Western Environmental Testing Laboratory
Report Comments

McClelland Laboratory - 1201427

General Comments

None

Specific Comments

Due to the sample matrix it was necessary to analyze the following at a dilution:
1201427-001 Iron
1201427-005 Cadmium
1201427-006 Nitrite Nitrogen, Fluoride
1201427-007 Iron
The reporting limits have been adjusted accordingly.

Data Qualifier Legend

B -- Blank contamination; Analyte detected above the method reporting limit in an associated blank

HT -- Sample held beyond the accepted holding time

J -- The reported value is between the laboratory method detection limit and the laboratory practical quantitation limit

M -- Reported value is estimated; The sample matrix interfered with the analysis

N -- There was insufficient sample available to perform a spike and/or duplicate on this analytical batch.

NC -- Not calculated due to matrix interference

Q -- Reported value is estimated; The value failed to meet QC criteria for either precision or accuracy

SC -- Spike recovery not calculated. Sample concentration >4X the spike amount; therefore, the spike could not be adequately recovered.

Western Environmental Testing Laboratory
Analytical Report

McClelland Laboratory
1016 Greg Street
Sparks, NV 89431
Attn: Gene McClelland
Phone: (775) 356-1300 **Fax:** (775) 356-8917
PO\Project: *3438*

Date Printed: 2/9/2012
OrderID: *1201427*

Customer Sample ID: 604 669 WK:52
WETLAB Sample ID: 1201427-001

Collect Date/Time: 1/27/2012 09:00
Receive Date: 1/27/2012 14:30

PROFILE II

Parameter	Method	Results	Units	Reporting Limit	Date Analyzed
pH	SM 4500-H+ B	7.18	pH Units		1/27/2012
Bicarbonate (HCO3)	SM 2320B	37	mg/L	1.0	1/27/2012
Carbonate (CO3)	SM 2320B	<1.0	mg/L	1.0	1/27/2012
Hydroxide (OH)	SM 2320B	<1.0	mg/L	1.0	1/27/2012
Total Alkalinity	SM 2320B	30	mg/L as CaCO3	1.0	1/27/2012
Chloride	EPA 300.0	<1.00	mg/L	1.00	1/28/2012
Fluoride	EPA 300.0	0.39	mg/L	0.10	1/28/2012
Sulfate	EPA 300.0	23	mg/L	1.0	1/28/2012
Nitrate Nitrogen	EPA 300.0	<1.0	mg/L	1.0	1/28/2012
Nitrite Nitrogen	EPA 300.0	<0.025	mg/L	0.025	1/28/2012
Total Dissolved Solids (TDS)	SM 2540C	51	mg/L	10	1/31/2012
Aluminum	EPA 200.7	<0.045	mg/L	0.045	2/8/2012
Barium	EPA 200.7	<0.010	mg/L	0.010	2/8/2012
Beryllium	EPA 200.7	<0.0010	mg/L	0.0010	2/8/2012
Bismuth	EPA 200.7	<0.10	mg/L	0.10	2/8/2012
Boron	EPA 200.7	<0.10	mg/L	0.10	2/8/2012
Cadmium	EPA 200.7	<0.0010	mg/L	0.0010	2/8/2012
Calcium	EPA 200.7	16	mg/L	0.50	2/8/2012
Chromium	EPA 200.7	<0.0050	mg/L	0.0050	2/8/2012
Cobalt	EPA 200.7	<0.010	mg/L	0.010	2/8/2012
Copper	EPA 200.7	<0.050	mg/L	0.050	2/8/2012
Gallium	EPA 200.7	<0.10	mg/L	0.10	2/8/2012
Iron	EPA 200.7	<0.050	mg/L	0.050	2/8/2012
Lithium	EPA 200.7	<0.10	mg/L	0.10	2/8/2012
Magnesium	EPA 200.7	3.2	mg/L	0.50	2/8/2012
Manganese	EPA 200.7	0.73	mg/L	0.0050	2/8/2012
Molybdenum	EPA 200.7	<0.010	mg/L	0.010	2/8/2012
Nickel	EPA 200.7	<0.010	mg/L	0.010	2/8/2012
Phosphorus	EPA 200.7	<0.50	mg/L	0.50	2/8/2012
Potassium	EPA 200.7	1.1	mg/L	0.50	2/8/2012

Customer Sample ID: 604 669 WK:52
WETLAB Sample ID: 1201427-001
Collect Date/Time: 1/27/2012 09:00
Receive Date: 1/27/2012 14:30

PROFILE II

Parameter	Method	Results	Units	Reporting Limit	Date Analyzed
Scandium	EPA 200.7	<0.10	mg/L	0.10	2/8/2012
Silver	EPA 200.7	<0.0050	mg/L	0.0050	2/8/2012
Sodium	EPA 200.7	<0.50	mg/L	0.50	2/8/2012
Strontium	EPA 200.7	0.10	mg/L	0.10	2/8/2012
Tin	EPA 200.7	<0.10	mg/L	0.10	2/8/2012
Titanium	EPA 200.7	<0.10	mg/L	0.10	2/8/2012
Vanadium	EPA 200.7	<0.010	mg/L	0.010	2/8/2012
Zinc	EPA 200.7	0.039	mg/L	0.010	2/8/2012
Mercury	EPA 200.8	<0.00010	mg/L	0.00010	2/7/2012
Antimony	EPA 200.8	<0.0025	mg/L	0.0025	2/7/2012
Arsenic	EPA 200.8	<0.0050	mg/L	0.0050	2/7/2012
Lead	EPA 200.8	<0.0025	mg/L	0.0025	2/7/2012
Selenium	EPA 200.8	<0.0050	mg/L	0.0050	2/7/2012
Thallium	EPA 200.8	<0.0010	mg/L	0.0010	2/7/2012
Uranium	EPA 200.8	<0.010	mg/L	0.010	2/7/2012
Anions	Calculation	1.11	meq/L	0.10	
Cations	Calculation	1.12	meq/L	0.10	
Error	Calculation	<1.0	%	1.0	

Customer Sample ID: 604 673 WK:52
WETLAB Sample ID: 1201427-002
Collect Date/Time: 1/27/2012 09:00
Receive Date: 1/27/2012 14:30

PROFILE II

Parameter	Method	Results	Units	Reporting Limit	Date Analyzed
pH	SM 4500-H+ B	5.92	pH Units		1/27/2012
Bicarbonate (HCO3)	SM 2320B	<1.0	mg/L	1.0	1/27/2012
Carbonate (CO3)	SM 2320B	<1.0	mg/L	1.0	1/27/2012
Hydroxide (OH)	SM 2320B	<1.0	mg/L	1.0	1/27/2012
Total Alkalinity	SM 2320B	<1.0	mg/L as CaCO3	1.0	1/27/2012
Chloride	EPA 300.0	<1.00	mg/L	1.00	1/28/2012
Fluoride	EPA 300.0	0.41	mg/L	0.10	1/28/2012
Sulfate	EPA 300.0	15	mg/L	1.0	1/28/2012
Nitrate Nitrogen	EPA 300.0	<1.0	mg/L	1.0	1/28/2012
Nitrite Nitrogen	EPA 300.0	<0.025	mg/L	0.025	1/28/2012
Total Dissolved Solids (TDS)	SM 2540C	32	mg/L	10	1/31/2012
Aluminum	EPA 200.7	<0.045	mg/L	0.045	2/8/2012
Barium	EPA 200.7	0.044	mg/L	0.010	2/8/2012
Beryllium	EPA 200.7	<0.0010	mg/L	0.0010	2/8/2012
Bismuth	EPA 200.7	<0.10	mg/L	0.10	2/8/2012
Boron	EPA 200.7	<0.10	mg/L	0.10	2/8/2012
Cadmium	EPA 200.7	<0.0010	mg/L	0.0010	2/8/2012

Customer Sample ID: 604 673 WK:52
WETLAB Sample ID: 1201427-002
Collect Date/Time: 1/27/2012 09:00
Receive Date: 1/27/2012 14:30

PROFILE II

Parameter	Method	Results	Units	Reporting Limit	Date Analyzed
Calcium	EPA 200.7	5.5	mg/L	0.50	2/8/2012
Chromium	EPA 200.7	<0.0050	mg/L	0.0050	2/8/2012
Cobalt	EPA 200.7	<0.010	mg/L	0.010	2/8/2012
Copper	EPA 200.7	0.097	mg/L	0.050	2/8/2012
Gallium	EPA 200.7	<0.10	mg/L	0.10	2/8/2012
Iron	EPA 200.7	<0.010	mg/L	0.010	2/8/2012
Lithium	EPA 200.7	<0.10	mg/L	0.10	2/8/2012
Magnesium	EPA 200.7	0.79	mg/L	0.50	2/8/2012
Manganese	EPA 200.7	0.025	mg/L	0.0050	2/8/2012
Molybdenum	EPA 200.7	<0.010	mg/L	0.010	2/8/2012
Nickel	EPA 200.7	<0.010	mg/L	0.010	2/8/2012
Phosphorus	EPA 200.7	<0.50	mg/L	0.50	2/8/2012
Potassium	EPA 200.7	1.2	mg/L	0.50	2/8/2012
Scandium	EPA 200.7	<0.10	mg/L	0.10	2/8/2012
Silver	EPA 200.7	<0.0050	mg/L	0.0050	2/8/2012
Sodium	EPA 200.7	<0.50	mg/L	0.50	2/8/2012
Strontium	EPA 200.7	<0.10	mg/L	0.10	2/8/2012
Tin	EPA 200.7	<0.10	mg/L	0.10	2/8/2012
Titanium	EPA 200.7	<0.10	mg/L	0.10	2/8/2012
Vanadium	EPA 200.7	<0.010	mg/L	0.010	2/8/2012
Zinc	EPA 200.7	0.016	mg/L	0.010	2/8/2012
Mercury	EPA 200.8	<0.00010	mg/L	0.00010	2/7/2012
Antimony	EPA 200.8	<0.0025	mg/L	0.0025	2/7/2012
Arsenic	EPA 200.8	<0.0050	mg/L	0.0050	2/7/2012
Lead	EPA 200.8	<0.0025	mg/L	0.0025	2/7/2012
Selenium	EPA 200.8	<0.0050	mg/L	0.0050	2/7/2012
Thallium	EPA 200.8	<0.0010	mg/L	0.0010	2/7/2012
Uranium	EPA 200.8	<0.010	mg/L	0.010	2/7/2012
Anions	Calculation	0.33	meq/L	0.10	
Cations	Calculation	0.37	meq/L	0.10	
Error	Calculation	5.7	%	1.0	

Customer Sample ID: 604 767 WK:52
WETLAB Sample ID: 1201427-003
Collect Date/Time: 1/27/2012 09:00
Receive Date: 1/27/2012 14:30

PROFILE II

Parameter	Method	Results	Units	Reporting Limit	Date Analyzed
pH	SM 4500-H+ B	7.26	pH Units		1/27/2012
Bicarbonate (HCO3)	SM 2320B	38	mg/L	1.0	1/27/2012
Carbonate (CO3)	SM 2320B	<1.0	mg/L	1.0	1/27/2012
Hydroxide (OH)	SM 2320B	<1.0	mg/L	1.0	1/27/2012

Customer Sample ID: 604 767 WK:52
WETLAB Sample ID: 1201427-003

Collect Date/Time: 1/27/2012 09:00
Receive Date: 1/27/2012 14:30

PROFILE II

Parameter	Method	Results	Units	Reporting Limit	Date Analyzed
Total Alkalinity	SM 2320B	32	mg/L as CaCO3	1.0	1/27/2012
Chloride	EPA 300.0	<1.00	mg/L	1.00	1/28/2012
Fluoride	EPA 300.0	1.7	mg/L	0.10	1/28/2012
Sulfate	EPA 300.0	26	mg/L	1.0	1/28/2012
Nitrate Nitrogen	EPA 300.0	<1.0	mg/L	1.0	1/28/2012
Nitrite Nitrogen	EPA 300.0	<0.025	mg/L	0.025	1/28/2012
Total Dissolved Solids (TDS)	SM 2540C	61	mg/L	10	1/31/2012
Aluminum	EPA 200.7	<0.045	mg/L	0.045	2/8/2012
Barium	EPA 200.7	0.027	mg/L	0.010	2/8/2012
Beryllium	EPA 200.7	<0.0010	mg/L	0.0010	2/8/2012
Bismuth	EPA 200.7	<0.10	mg/L	0.10	2/8/2012
Boron	EPA 200.7	<0.10	mg/L	0.10	2/8/2012
Cadmium	EPA 200.7	<0.0010	mg/L	0.0010	2/8/2012
Calcium	EPA 200.7	16	mg/L	0.50	2/8/2012
Chromium	EPA 200.7	<0.0050	mg/L	0.0050	2/8/2012
Cobalt	EPA 200.7	<0.010	mg/L	0.010	2/8/2012
Copper	EPA 200.7	<0.050	mg/L	0.050	2/8/2012
Gallium	EPA 200.7	<0.10	mg/L	0.10	2/8/2012
Iron	EPA 200.7	<0.010	mg/L	0.010	2/8/2012
Lithium	EPA 200.7	<0.10	mg/L	0.10	2/8/2012
Magnesium	EPA 200.7	5.1	mg/L	0.50	2/8/2012
Manganese	EPA 200.7	0.20	mg/L	0.0050	2/8/2012
Molybdenum	EPA 200.7	<0.010	mg/L	0.010	2/8/2012
Nickel	EPA 200.7	<0.010	mg/L	0.010	2/8/2012
Phosphorus	EPA 200.7	<0.50	mg/L	0.50	2/8/2012
Potassium	EPA 200.7	0.97	mg/L	0.50	2/8/2012
Scandium	EPA 200.7	<0.10	mg/L	0.10	2/8/2012
Silver	EPA 200.7	<0.0050	mg/L	0.0050	2/8/2012
Sodium	EPA 200.7	<0.50	mg/L	0.50	2/8/2012
Strontium	EPA 200.7	0.13	mg/L	0.10	2/8/2012
Tin	EPA 200.7	<0.10	mg/L	0.10	2/8/2012
Titanium	EPA 200.7	<0.10	mg/L	0.10	2/8/2012
Vanadium	EPA 200.7	<0.010	mg/L	0.010	2/8/2012
Zinc	EPA 200.7	0.015	mg/L	0.010	2/8/2012
Mercury	EPA 200.8	<0.00010	mg/L	0.00010	2/7/2012
Antimony	EPA 200.8	<0.0025	mg/L	0.0025	2/7/2012
Arsenic	EPA 200.8	<0.0050	mg/L	0.0050	2/7/2012
Lead	EPA 200.8	<0.0025	mg/L	0.0025	2/7/2012
Selenium	EPA 200.8	<0.0050	mg/L	0.0050	2/7/2012
Thallium	EPA 200.8	<0.0010	mg/L	0.0010	2/7/2012
Uranium	EPA 200.8	<0.010	mg/L	0.010	2/7/2012

Customer Sample ID: 604 767 WK:52
WETLAB Sample ID: 1201427-003
Collect Date/Time: 1/27/2012 09:00
Receive Date: 1/27/2012 14:30

PROFILE II

Parameter	Method	Results	Units	Reporting Limit	Date Analyzed
Anions	Calculation	1.25	meq/L	0.10	
Cations	Calculation	1.25	meq/L	0.10	
Error	Calculation	<1.0	%	1.0	

Customer Sample ID: 604 787 WK:52
WETLAB Sample ID: 1201427-004
Collect Date/Time: 1/27/2012 09:00
Receive Date: 1/27/2012 14:30

PROFILE II

Parameter	Method	Results	Units	Reporting Limit	Date Analyzed
pH	SM 4500-H+ B	7.39	pH Units		1/27/2012
Bicarbonate (HCO3)	SM 2320B	43	mg/L	1.0	1/27/2012
Carbonate (CO3)	SM 2320B	<1.0	mg/L	1.0	1/27/2012
Hydroxide (OH)	SM 2320B	<1.0	mg/L	1.0	1/27/2012
Total Alkalinity	SM 2320B	35	mg/L as CaCO3	1.0	1/27/2012
Chloride	EPA 300.0	<1.00	mg/L	1.00	1/28/2012
Fluoride	EPA 300.0	0.83	mg/L	0.10	1/28/2012
Sulfate	EPA 300.0	31	mg/L	1.0	1/28/2012
Nitrate Nitrogen	EPA 300.0	<1.0	mg/L	1.0	1/28/2012
Nitrite Nitrogen	EPA 300.0	<0.025	mg/L	0.025	1/28/2012
Total Dissolved Solids (TDS)	SM 2540C	93	mg/L	10	1/31/2012
Aluminum	EPA 200.7	<0.045	mg/L	0.045	2/8/2012
Barium	EPA 200.7	0.011	mg/L	0.010	2/8/2012
Beryllium	EPA 200.7	<0.0010	mg/L	0.0010	2/8/2012
Bismuth	EPA 200.7	<0.10	mg/L	0.10	2/8/2012
Boron	EPA 200.7	<0.10	mg/L	0.10	2/8/2012
Cadmium	EPA 200.7	<0.0010	mg/L	0.0010	2/8/2012
Calcium	EPA 200.7	21	mg/L	0.50	2/8/2012
Chromium	EPA 200.7	<0.0050	mg/L	0.0050	2/8/2012
Cobalt	EPA 200.7	<0.010	mg/L	0.010	2/8/2012
Copper	EPA 200.7	<0.050	mg/L	0.050	2/8/2012
Gallium	EPA 200.7	<0.10	mg/L	0.10	2/8/2012
Iron	EPA 200.7	<0.010	mg/L	0.010	2/8/2012
Lithium	EPA 200.7	<0.10	mg/L	0.10	2/8/2012
Magnesium	EPA 200.7	4.2	mg/L	0.50	2/8/2012
Manganese	EPA 200.7	0.038	mg/L	0.0050	2/8/2012
Molybdenum	EPA 200.7	0.020	mg/L	0.010	2/8/2012
Nickel	EPA 200.7	<0.010	mg/L	0.010	2/8/2012
Phosphorus	EPA 200.7	<0.50	mg/L	0.50	2/8/2012
Potassium	EPA 200.7	0.65	mg/L	0.50	2/8/2012
Scandium	EPA 200.7	<0.10	mg/L	0.10	2/8/2012
Silver	EPA 200.7	<0.0050	mg/L	0.0050	2/8/2012

Customer Sample ID: 604 787 WK:52
WETLAB Sample ID: 1201427-004
Collect Date/Time: 1/27/2012 09:00
Receive Date: 1/27/2012 14:30

PROFILE II

Parameter	Method	Results	Units	Reporting Limit	Date Analyzed
Sodium	EPA 200.7	<0.50	mg/L	0.50	2/8/2012
Strontium	EPA 200.7	0.12	mg/L	0.10	2/8/2012
Tin	EPA 200.7	<0.10	mg/L	0.10	2/8/2012
Titanium	EPA 200.7	<0.10	mg/L	0.10	2/8/2012
Vanadium	EPA 200.7	<0.010	mg/L	0.010	2/8/2012
Zinc	EPA 200.7	<0.010	mg/L	0.010	2/8/2012
Mercury	EPA 200.8	<0.00010	mg/L	0.00010	2/7/2012
Antimony	EPA 200.8	<0.0025	mg/L	0.0025	2/7/2012
Arsenic	EPA 200.8	<0.0050	mg/L	0.0050	2/7/2012
Lead	EPA 200.8	<0.0025	mg/L	0.0025	2/7/2012
Selenium	EPA 200.8	<0.0050	mg/L	0.0050	2/7/2012
Thallium	EPA 200.8	<0.0010	mg/L	0.0010	2/7/2012
Uranium	EPA 200.8	<0.010	mg/L	0.010	2/7/2012
Anions	Calculation	1.39	meq/L	0.10	
Cations	Calculation	1.41	meq/L	0.10	
Error	Calculation	<1.0	%	1.0	

Customer Sample ID: SRK 0854 WK:52
WETLAB Sample ID: 1201427-005
Collect Date/Time: 1/27/2012 09:00
Receive Date: 1/27/2012 14:30

PROFILE II

Parameter	Method	Results	Units	Reporting Limit	Date Analyzed
pH	SM 4500-H+ B	4.92	pH Units		1/27/2012
Bicarbonate (HCO3)	SM 2320B	<1.0	mg/L	1.0	1/27/2012
Carbonate (CO3)	SM 2320B	<1.0	mg/L	1.0	1/27/2012
Hydroxide (OH)	SM 2320B	<1.0	mg/L	1.0	1/27/2012
Total Alkalinity	SM 2320B	<1.0	mg/L as CaCO3	1.0	1/27/2012
Chloride	EPA 300.0	<1.00	mg/L	1.00	1/28/2012
Fluoride	EPA 300.0	0.18	mg/L	0.10	1/28/2012
Sulfate	EPA 300.0	70	mg/L	1.0	1/28/2012
Nitrate Nitrogen	EPA 300.0	<1.0	mg/L	1.0	1/28/2012
Nitrite Nitrogen	EPA 300.0	<0.025	mg/L	0.025	1/28/2012
Total Dissolved Solids (TDS)	SM 2540C	120	mg/L	10	1/31/2012
Aluminum	EPA 200.7	0.054	mg/L	0.045	2/8/2012
Barium	EPA 200.7	0.019	mg/L	0.010	2/8/2012
Beryllium	EPA 200.7	<0.0010	mg/L	0.0010	2/8/2012
Bismuth	EPA 200.7	<0.10	mg/L	0.10	2/8/2012
Boron	EPA 200.7	<0.10	mg/L	0.10	2/8/2012
Cadmium	EPA 200.7	<0.0050	mg/L	0.0050	2/8/2012
Calcium	EPA 200.7	5.8	mg/L	0.50	2/8/2012
Chromium	EPA 200.7	<0.0050	mg/L	0.0050	2/8/2012

Customer Sample ID: SRK 0854 WK:52 **Collect Date/Time:** 1/27/2012 09:00
WETLAB Sample ID: 1201427-005 **Receive Date:** 1/27/2012 14:30

PROFILE II

Parameter	Method	Results	Units	Reporting Limit	Date Analyzed
Cobalt	EPA 200.7	<0.010	mg/L	0.010	2/8/2012
Copper	EPA 200.7	30	mg/L	0.050	2/8/2012
Gallium	EPA 200.7	<0.10	mg/L	0.10	2/8/2012
Iron	EPA 200.7	<0.010	mg/L	0.010	2/8/2012
Lithium	EPA 200.7	<0.10	mg/L	0.10	2/8/2012
Magnesium	EPA 200.7	<0.50	mg/L	0.50	2/8/2012
Manganese	EPA 200.7	0.088	mg/L	0.0050	2/8/2012
Molybdenum	EPA 200.7	<0.010	mg/L	0.010	2/8/2012
Nickel	EPA 200.7	<0.010	mg/L	0.010	2/8/2012
Phosphorus	EPA 200.7	<0.50	mg/L	0.50	2/8/2012
Potassium	EPA 200.7	<0.50	mg/L	0.50	2/8/2012
Scandium	EPA 200.7	<0.10	mg/L	0.10	2/8/2012
Silver	EPA 200.7	<0.0050	mg/L	0.0050	2/8/2012
Sodium	EPA 200.7	<0.50	mg/L	0.50	2/8/2012
Strontium	EPA 200.7	<0.10	mg/L	0.10	2/8/2012
Tin	EPA 200.7	<0.10	mg/L	0.10	2/8/2012
Titanium	EPA 200.7	<0.10	mg/L	0.10	2/8/2012
Vanadium	EPA 200.7	<0.010	mg/L	0.010	2/8/2012
Zinc	EPA 200.7	0.14	mg/L	0.010	2/8/2012
Mercury	EPA 200.8	<0.00010	mg/L	0.00010	2/7/2012
Antimony	EPA 200.8	<0.0025	mg/L	0.0025	2/7/2012
Arsenic	EPA 200.8	<0.0050	mg/L	0.0050	2/7/2012
Lead	EPA 200.8	0.0039	mg/L	0.0025	2/7/2012
Selenium	EPA 200.8	<0.0050	mg/L	0.0050	2/7/2012
Thallium	EPA 200.8	<0.0010	mg/L	0.0010	2/7/2012
Uranium	EPA 200.8	<0.010	mg/L	0.010	2/7/2012
Anions	Calculation	1.47	meq/L	0.10	
Cations	Calculation	1.25	meq/L	0.10	
Error	Calculation	8.1	%	1.0	

Customer Sample ID: SRK 0858 WK:52 **Collect Date/Time:** 1/27/2012 09:00
WETLAB Sample ID: 1201427-006 **Receive Date:** 1/27/2012 14:30

PROFILE II

Parameter	Method	Results	Units	Reporting Limit	Date Analyzed
pH	SM 4500-H+ B	2.65	pH Units		1/27/2012
Acidity (Titrimetric)	SM 2310B	400	mg/L as CaCO3		1/27/2012
Chloride	EPA 300.0	<1.00	mg/L	1.00	1/28/2012
Fluoride	EPA 300.0	<0.20	mg/L	0.20	1/28/2012
Sulfate	EPA 300.0	340	mg/L	10	2/2/2012
Nitrate Nitrogen	EPA 300.0	<1.0	mg/L	1.0	1/28/2012

Customer Sample ID: SRK 0858 WK:52
WETLAB Sample ID: 1201427-006

Collect Date/Time: 1/27/2012 09:00
Receive Date: 1/27/2012 14:30

PROFILE II

Parameter	Method	Results	Units	Reporting Limit	Date Analyzed
Nitrite Nitrogen	EPA 300.0	<0.050	mg/L	0.050	1/28/2012
Total Dissolved Solids (TDS)	SM 2540C	450	mg/L	10	1/31/2012
Aluminum	EPA 200.7	9.8	mg/L	0.045	2/8/2012
Barium	EPA 200.7	<0.010	mg/L	0.010	2/8/2012
Beryllium	EPA 200.7	<0.0010	mg/L	0.0010	2/8/2012
Bismuth	EPA 200.7	<0.10	mg/L	0.10	2/8/2012
Boron	EPA 200.7	<0.10	mg/L	0.10	2/8/2012
Cadmium	EPA 200.7	0.0066	mg/L	0.0010	2/8/2012
Calcium	EPA 200.7	2.0	mg/L	0.50	2/8/2012
Chromium	EPA 200.7	0.016	mg/L	0.0050	2/8/2012
Cobalt	EPA 200.7	0.057	mg/L	0.010	2/8/2012
Copper	EPA 200.7	3.7	mg/L	0.050	2/8/2012
Gallium	EPA 200.7	<0.10	mg/L	0.10	2/8/2012
Iron	EPA 200.7	57	mg/L	0.010	2/8/2012
Lithium	EPA 200.7	<0.10	mg/L	0.10	2/8/2012
Magnesium	EPA 200.7	1.4	mg/L	0.50	2/8/2012
Manganese	EPA 200.7	0.10	mg/L	0.0050	2/8/2012
Molybdenum	EPA 200.7	<0.010	mg/L	0.010	2/8/2012
Nickel	EPA 200.7	<0.010	mg/L	0.010	2/8/2012
Phosphorus	EPA 200.7	<0.50	mg/L	0.50	2/8/2012
Potassium	EPA 200.7	<0.50	mg/L	0.50	2/8/2012
Scandium	EPA 200.7	<0.10	mg/L	0.10	2/8/2012
Silver	EPA 200.7	<0.0050	mg/L	0.0050	2/8/2012
Sodium	EPA 200.7	1.7	mg/L	0.50	2/8/2012
Strontium	EPA 200.7	<0.10	mg/L	0.10	2/8/2012
Tin	EPA 200.7	<0.10	mg/L	0.10	2/8/2012
Titanium	EPA 200.7	<0.10	mg/L	0.10	2/8/2012
Vanadium	EPA 200.7	<0.010	mg/L	0.010	2/8/2012
Zinc	EPA 200.7	0.083	mg/L	0.010	2/8/2012
Mercury	EPA 200.8	<0.00010	mg/L	0.00010	2/7/2012
Antimony	EPA 200.8	<0.0025	mg/L	0.0025	2/7/2012
Arsenic	EPA 200.8	<0.0050	mg/L	0.0050	2/7/2012
Lead	EPA 200.8	0.013	mg/L	0.0025	2/7/2012
Selenium	EPA 200.8	<0.0050	mg/L	0.0050	2/7/2012
Thallium	EPA 200.8	<0.0010	mg/L	0.0010	2/7/2012
Uranium	EPA 200.8	0.010	mg/L	0.010	2/7/2012
Anions	Calculation	7.08	meq/L	0.10	
Cations	Calculation	8.64	meq/L	0.10	
Error	Calculation	10	%	1.0	

Customer Sample ID: SRK 0867 WK:52 **Collect Date/Time:** 1/27/2012 09:00

WETLAB Sample ID: 1201427-007 **Receive Date:** 1/27/2012 14:30

PROFILE II

Parameter	Method	Results	Units	Reporting Limit	Date Analyzed
pH	SM 4500-H+ B	7.66	pH Units		1/27/2012
Bicarbonate (HCO3)	SM 2320B	27	mg/L	1.0	1/27/2012
Carbonate (CO3)	SM 2320B	<1.0	mg/L	1.0	1/27/2012
Hydroxide (OH)	SM 2320B	<1.0	mg/L	1.0	1/27/2012
Total Alkalinity	SM 2320B	22	mg/L as CaCO3	1.0	1/27/2012
Chloride	EPA 300.0	<1.00	mg/L	1.00	1/28/2012
Fluoride	EPA 300.0	0.40	mg/L	0.10	1/28/2012
Sulfate	EPA 300.0	15	mg/L	1.0	1/28/2012
Nitrate Nitrogen	EPA 300.0	<1.0	mg/L	1.0	1/28/2012
Nitrite Nitrogen	EPA 300.0	<0.025	mg/L	0.025	1/28/2012
Total Dissolved Solids (TDS)	SM 2540C	40	mg/L	10	1/31/2012
Aluminum	EPA 200.7	<0.045	mg/L	0.045	2/8/2012
Barium	EPA 200.7	0.024	mg/L	0.010	2/8/2012
Beryllium	EPA 200.7	<0.0010	mg/L	0.0010	2/8/2012
Bismuth	EPA 200.7	<0.10	mg/L	0.10	2/8/2012
Boron	EPA 200.7	<0.10	mg/L	0.10	2/8/2012
Cadmium	EPA 200.7	<0.0010	mg/L	0.0010	2/8/2012
Calcium	EPA 200.7	14	mg/L	0.50	2/8/2012
Chromium	EPA 200.7	<0.0050	mg/L	0.0050	2/8/2012
Cobalt	EPA 200.7	<0.010	mg/L	0.010	2/8/2012
Copper	EPA 200.7	0.059	mg/L	0.050	2/8/2012
Gallium	EPA 200.7	<0.10	mg/L	0.10	2/8/2012
Iron	EPA 200.7	<0.050	mg/L	0.050	2/8/2012
Lithium	EPA 200.7	<0.10	mg/L	0.10	2/8/2012
Magnesium	EPA 200.7	1.3	mg/L	0.50	2/8/2012
Manganese	EPA 200.7	0.026	mg/L	0.0050	2/8/2012
Molybdenum	EPA 200.7	<0.010	mg/L	0.010	2/8/2012
Nickel	EPA 200.7	<0.010	mg/L	0.010	2/8/2012
Phosphorus	EPA 200.7	<0.50	mg/L	0.50	2/8/2012
Potassium	EPA 200.7	<0.50	mg/L	0.50	2/8/2012
Scandium	EPA 200.7	<0.10	mg/L	0.10	2/8/2012
Silver	EPA 200.7	<0.0050	mg/L	0.0050	2/8/2012
Sodium	EPA 200.7	<0.50	mg/L	0.50	2/8/2012
Strontium	EPA 200.7	<0.10	mg/L	0.10	2/8/2012
Tin	EPA 200.7	<0.10	mg/L	0.10	2/8/2012
Titanium	EPA 200.7	<0.10	mg/L	0.10	2/8/2012
Vanadium	EPA 200.7	<0.010	mg/L	0.010	2/8/2012
Zinc	EPA 200.7	<0.010	mg/L	0.010	2/8/2012
Mercury	EPA 200.8	<0.00010	mg/L	0.00010	2/7/2012
Antimony	EPA 200.8	0.0066	mg/L	0.0025	2/7/2012
Arsenic	EPA 200.8	<0.0050	mg/L	0.0050	2/7/2012

Customer Sample ID: SRK 0867 WK:52 **Collect Date/Time:** 1/27/2012 09:00
WETLAB Sample ID: 1201427-007 **Receive Date:** 1/27/2012 14:30

PROFILE II

Parameter	Method	Results	Units	Reporting Limit	Date Analyzed
Lead	EPA 200.8	<0.0025	mg/L	0.0025	2/7/2012
Selenium	EPA 200.8	<0.0050	mg/L	0.0050	2/7/2012
Thallium	EPA 200.8	<0.0010	mg/L	0.0010	2/7/2012
Uranium	EPA 200.8	<0.010	mg/L	0.010	2/7/2012
Anions	Calculation	0.78	meq/L	0.10	
Cations	Calculation	0.81	meq/L	0.10	
Error	Calculation	2.1	%	1.0	

Customer Sample ID: SRK 0872 WK:52 **Collect Date/Time:** 1/27/2012 09:00
WETLAB Sample ID: 1201427-008 **Receive Date:** 1/27/2012 14:30

PROFILE II

Parameter	Method	Results	Units	Reporting Limit	Date Analyzed
pH	SM 4500-H+ B	6.63	pH Units		1/27/2012
Bicarbonate (HCO3)	SM 2320B	9.2	mg/L	1.0	1/27/2012
Carbonate (CO3)	SM 2320B	<1.0	mg/L	1.0	1/27/2012
Hydroxide (OH)	SM 2320B	<1.0	mg/L	1.0	1/27/2012
Total Alkalinity	SM 2320B	7.6	mg/L as CaCO3	1.0	1/27/2012
Chloride	EPA 300.0	<1.00	mg/L	1.00	1/28/2012
Fluoride	EPA 300.0	0.26	mg/L	0.10	1/28/2012
Sulfate	EPA 300.0	36	mg/L	1.0	1/28/2012
Nitrate Nitrogen	EPA 300.0	<1.0	mg/L	1.0	1/28/2012
Nitrite Nitrogen	EPA 300.0	<0.025	mg/L	0.025	1/28/2012
Total Dissolved Solids (TDS)	SM 2540C	88	mg/L	10	1/31/2012
Aluminum	EPA 200.7	<0.045	mg/L	0.045	2/8/2012
Barium	EPA 200.7	0.018	mg/L	0.010	2/8/2012
Beryllium	EPA 200.7	<0.0010	mg/L	0.0010	2/8/2012
Bismuth	EPA 200.7	<0.10	mg/L	0.10	2/8/2012
Boron	EPA 200.7	<0.10	mg/L	0.10	2/8/2012
Cadmium	EPA 200.7	<0.0010	mg/L	0.0010	2/8/2012
Calcium	EPA 200.7	18	mg/L	0.50	2/8/2012
Chromium	EPA 200.7	<0.0050	mg/L	0.0050	2/8/2012
Cobalt	EPA 200.7	<0.010	mg/L	0.010	2/8/2012
Copper	EPA 200.7	<0.050	mg/L	0.050	2/8/2012
Gallium	EPA 200.7	<0.10	mg/L	0.10	2/8/2012
Iron	EPA 200.7	0.011	mg/L	0.010	2/8/2012
Lithium	EPA 200.7	<0.10	mg/L	0.10	2/8/2012
Magnesium	EPA 200.7	0.80	mg/L	0.50	2/8/2012
Manganese	EPA 200.7	<0.0050	mg/L	0.0050	2/8/2012
Molybdenum	EPA 200.7	0.19	mg/L	0.010	2/8/2012
Nickel	EPA 200.7	<0.010	mg/L	0.010	2/8/2012

Customer Sample ID: SRK 0872 WK:52
WETLAB Sample ID: 1201427-008

Collect Date/Time: 1/27/2012 09:00
Receive Date: 1/27/2012 14:30

PROFILE II

Parameter	Method	Results	Units	Reporting Limit	Date Analyzed
Phosphorus	EPA 200.7	<0.50	mg/L	0.50	2/8/2012
Potassium	EPA 200.7	<0.50	mg/L	0.50	2/8/2012
Scandium	EPA 200.7	<0.10	mg/L	0.10	2/8/2012
Silver	EPA 200.7	<0.0050	mg/L	0.0050	2/8/2012
Sodium	EPA 200.7	<0.50	mg/L	0.50	2/8/2012
Strontium	EPA 200.7	<0.10	mg/L	0.10	2/8/2012
Tin	EPA 200.7	<0.10	mg/L	0.10	2/8/2012
Titanium	EPA 200.7	<0.10	mg/L	0.10	2/8/2012
Vanadium	EPA 200.7	<0.010	mg/L	0.010	2/8/2012
Zinc	EPA 200.7	<0.010	mg/L	0.010	2/8/2012
Mercury	EPA 200.8	<0.00010	mg/L	0.00010	2/7/2012
Antimony	EPA 200.8	<0.0025	mg/L	0.0025	2/7/2012
Arsenic	EPA 200.8	<0.0050	mg/L	0.0050	2/7/2012
Lead	EPA 200.8	<0.0025	mg/L	0.0025	2/7/2012
Selenium	EPA 200.8	<0.0050	mg/L	0.0050	2/7/2012
Thallium	EPA 200.8	<0.0010	mg/L	0.0010	2/7/2012
Uranium	EPA 200.8	<0.010	mg/L	0.010	2/7/2012
Anions	Calculation	0.91	meq/L	0.10	
Cations	Calculation	0.96	meq/L	0.10	
Error	Calculation	2.7	%	1.0	

Western Environmental Testing Laboratory
QC Report

QCBatchID	QCType	Parameter	Method	Result	Units
QC12010879	Blank 1	Fluoride	EPA 300.0	<0.10	mg/L
QC12010879	Blank 2	Fluoride	EPA 300.0	<0.10	mg/L
QC12010879	Blank 3	Fluoride	EPA 300.0	<0.10	mg/L
QC12010881	Blank 1	Chloride	EPA 300.0	<1.0	mg/L
QC12010881	Blank 2	Chloride	EPA 300.0	<1.0	mg/L
QC12010881	Blank 3	Chloride	EPA 300.0	<1.0	mg/L
QC12010882	Blank 1	Nitrite Nitrogen	EPA 300.0	<0.025	mg/L
QC12010882	Blank 2	Nitrite Nitrogen	EPA 300.0	<0.025	mg/L
QC12010882	Blank 3	Nitrite Nitrogen	EPA 300.0	<0.025	mg/L
QC12010883	Blank 1	Nitrate Nitrogen	EPA 300.0	<1.0	mg/L
QC12010883	Blank 2	Nitrate Nitrogen	EPA 300.0	<1.0	mg/L
QC12010883	Blank 3	Nitrate Nitrogen	EPA 300.0	<1.0	mg/L
QC12010886	Blank 1	Sulfate	EPA 300.0	<1.0	mg/L
QC12010886	Blank 2	Sulfate	EPA 300.0	<1.0	mg/L
QC12010886	Blank 3	Sulfate	EPA 300.0	<1.0	mg/L
QC12020065	Blank 1	Total Dissolved Solids (TDS)	SM 2540C	<10	mg/L
QC12020065	Blank 2	Total Dissolved Solids (TDS)	SM 2540C	<10	mg/L
QC12020098	Blank 1	Sulfate	EPA 300.0	<1.0	mg/L
QC12020098	Blank 2	Sulfate	EPA 300.0	<1.0	mg/L
QC12020216	Blank 1	Uranium, Dissolved	EPA 200.8	<0.010	mg/L
		Mercury, Dissolved	EPA 200.8	<0.00010	mg/L
		Antimony, Dissolved	EPA 200.8	<0.0025	mg/L
		Arsenic, Dissolved	EPA 200.8	<0.0050	mg/L
		Lead, Dissolved	EPA 200.8	<0.0025	mg/L
		Selenium, Dissolved	EPA 200.8	<0.0050	mg/L
		Thallium, Dissolved	EPA 200.8	<0.0010	mg/L
QC12020235	Blank 1	Aluminum, Dissolved	EPA 200.7	<0.045	mg/L
		Barium, Dissolved	EPA 200.7	<0.010	mg/L
		Beryllium, Dissolved	EPA 200.7	<0.0010	mg/L
		Bismuth, Dissolved	EPA 200.7	<0.10	mg/L
		Boron, Dissolved	EPA 200.7	<0.10	mg/L
		Cadmium, Dissolved	EPA 200.7	<0.0010	mg/L
		Calcium, Dissolved	EPA 200.7	<0.50	mg/L
		Chromium, Dissolved	EPA 200.7	<0.0050	mg/L
		Cobalt, Dissolved	EPA 200.7	<0.010	mg/L
		Copper, Dissolved	EPA 200.7	<0.050	mg/L
		Gallium, Dissolved	EPA 200.7	<0.10	mg/L
		Iron, Dissolved	EPA 200.7	<0.010	mg/L
		Lithium, Dissolved	EPA 200.7	<0.10	mg/L
		Magnesium, Dissolved	EPA 200.7	<0.50	mg/L
		Manganese, Dissolved	EPA 200.7	<0.0050	mg/L
		Molybdenum, Dissolved	EPA 200.7	<0.010	mg/L
		Nickel, Dissolved	EPA 200.7	<0.010	mg/L
		Phosphorus, Dissolved	EPA 200.7	<0.50	mg/L
		Potassium, Dissolved	EPA 200.7	<0.50	mg/L
		Scandium, Dissolved	EPA 200.7	<0.10	mg/L
		Silver, Dissolved	EPA 200.7	<0.0050	mg/L
		Sodium, Dissolved	EPA 200.7	<0.50	mg/L
		Strontium, Dissolved	EPA 200.7	<0.10	mg/L
		Tin, Dissolved	EPA 200.7	<0.10	mg/L

QCBatchID	QCType	Parameter	Method	Result	Units
		Titanium, Dissolved	EPA 200.7	<0.10	mg/L
		Vanadium, Dissolved	EPA 200.7	<0.010	mg/L
		Zinc, Dissolved	EPA 200.7	<0.010	mg/L

QCBatchID	QCType	Parameter	Method	Result	Actual	% Recovery	Units
QC12010879	LCS 1	Fluoride	EPA 300.0	1.89	2.00	94	mg/L
QC12010881	LCS 1	Chloride	EPA 300.0	9.99	10.0	100	mg/L
QC12010882	LCS 1	Nitrite Nitrogen	EPA 300.0	0.509	0.500	102	mg/L
QC12010883	LCS 1	Nitrate Nitrogen	EPA 300.0	2.03	2.00	101	mg/L
QC12010886	LCS 1	Sulfate	EPA 300.0	22.9	25.0	92	mg/L
QC12010909	LCS 1	pH	SM 4500-H+ B	7.02	7.00	100	pH Units
QC12010909	LCS 2	pH	SM 4500-H+ B	7.02	7.00	100	pH Units
QC12010913	LCS 1	Alkalinity	SM 2320B	100	100	100	mg/L
QC12010913	LCS 2	Alkalinity	SM 2320B	101	100	101	mg/L
QC12020065	LCS 1	Total Dissolved Solids (TDS)	SM 2540C	151	150	100	mg/L
QC12020065	LCS 2	Total Dissolved Solids (TDS)	SM 2540C	151	150	100	mg/L
QC12020098	LCS 1	Sulfate	EPA 300.0	23.4	25.0	94	mg/L
QC12020216	LCS 1	Mercury	EPA 200.8	0.000962	0.001	96	mg/L
		Antimony	EPA 200.8	0.0099	0.010	99	mg/L
		Arsenic	EPA 200.8	0.0509	0.050	102	mg/L
		Lead	EPA 200.8	0.0099	0.010	99	mg/L
		Selenium	EPA 200.8	0.0467	0.050	93	mg/L
		Thallium	EPA 200.8	0.0098	0.010	98	mg/L
		Uranium	EPA 200.8	0.0097	0.010	97	mg/L
QC12020235	LCS 1	Aluminum	EPA 200.7	0.949	1.00	95	mg/L
		Barium	EPA 200.7	0.973	1.00	97	mg/L
		Beryllium	EPA 200.7	0.963	1.00	96	mg/L
		Bismuth	EPA 200.7	0.990	1.00	99	mg/L
		Boron	EPA 200.7	0.932	1.00	93	mg/L
		Cadmium	EPA 200.7	0.964	1.00	96	mg/L
		Calcium	EPA 200.7	9.88	10.0	99	mg/L
		Chromium	EPA 200.7	0.970	1.00	97	mg/L
		Cobalt	EPA 200.7	0.982	1.00	98	mg/L
		Copper	EPA 200.7	4.72	5.00	94	mg/L
		Gallium	EPA 200.7	0.980	1.00	98	mg/L
		Iron	EPA 200.7	1.01	1.00	101	mg/L
		Lithium	EPA 200.7	1.00	1.00	100	mg/L
		Magnesium	EPA 200.7	10.1	10.0	101	mg/L
		Manganese	EPA 200.7	0.942	1.00	94	mg/L
		Molybdenum	EPA 200.7	0.969	1.00	97	mg/L
		Nickel	EPA 200.7	4.88	5.00	98	mg/L
		Phosphorus	EPA 200.7	4.89	5.00	98	mg/L
		Potassium	EPA 200.7	10.1	10.0	101	mg/L
		Scandium	EPA 200.7	0.984	1.00	98	mg/L
		Silver	EPA 200.7	0.085	0.090	94	mg/L
		Sodium	EPA 200.7	9.59	10.0	96	mg/L
		Strontium	EPA 200.7	0.947	1.00	95	mg/L
		Tin	EPA 200.7	0.960	1.00	96	mg/L
		Titanium	EPA 200.7	1.03	1.00	103	mg/L
		Vanadium	EPA 200.7	0.967	1.00	97	mg/L
		Zinc	EPA 200.7	0.997	1.00	100	mg/L

QCBatchID	QCType	Parameter	Method	Duplicate Sample	Sample Result	Duplicate Result	Units	RPD
QC12010909	Duplicate	pH	SM 4500-H+ B	1201420-001	7.76	7.80	pH Units	1 %
QC12010909	Duplicate	pH	SM 4500-H+ B	1201425-001	7.95	7.96	pH Units	<1%

QCBatchID	QCType	Parameter	Method	Duplicate Sample	Sample Result	Duplicate Result		Units	RPD
QC12010909	Duplicate	pH	SM 4500-H+ B	1201426-001	8.49	8.55		pH Units	1 %
QC12010909	Duplicate	pH	SM 4500-H+ B	1201426-007	8.33	8.61	Q	pH Units	3 %
QC12010909	Duplicate	pH	SM 4500-H+ B	1201427-008	6.63	6.67		pH Units	1 %
QC12010913	Duplicate	Bicarbonate (HCO3)	SM 2320B	1201420-001	177	177		mg/L	<1%
		Carbonate (CO3)	SM 2320B	1201420-001	<1.000	<1.000		mg/L	<1%
		Hydroxide (OH)	SM 2320B	1201420-001	<1.000	<1.000		mg/L	<1%
		Total Alkalinity	SM 2320B	1201420-001	145	145		mg/L as CaCO3	<1%
QC12010913	Duplicate	Bicarbonate (HCO3)	SM 2320B	1201425-001	253	252		mg/L	<1%
		Carbonate (CO3)	SM 2320B	1201425-001	<1.000	<1.000		mg/L	<1%
		Hydroxide (OH)	SM 2320B	1201425-001	<1.000	<1.000		mg/L	<1%
		Total Alkalinity	SM 2320B	1201425-001	207	206		mg/L as CaCO3	<1%
QC12010913	Duplicate	Bicarbonate (HCO3)	SM 2320B	1201426-001	72.9	71.0		mg/L	3 %
		Carbonate (CO3)	SM 2320B	1201426-001	4.37	5.52		mg/L	23 %
		Hydroxide (OH)	SM 2320B	1201426-001	<1.000	<1.000		mg/L	<1%
		Total Alkalinity	SM 2320B	1201426-001	67.0	67.4		mg/L as CaCO3	<1%
QC12010913	Duplicate	Bicarbonate (HCO3)	SM 2320B	1201426-007	96.0	98.5		mg/L	3 %
		Carbonate (CO3)	SM 2320B	1201426-007	1.25	<1.000	Q	mg/L	200 %
		Hydroxide (OH)	SM 2320B	1201426-007	<1.000	<1.000		mg/L	<1%
		Total Alkalinity	SM 2320B	1201426-007	80.8	80.7		mg/L as CaCO3	<1%
QC12010913	Duplicate	Bicarbonate (HCO3)	SM 2320B	1201427-008	9.22	9.20		mg/L	<1%
		Carbonate (CO3)	SM 2320B	1201427-008	<1.000	<1.000		mg/L	<1%
		Hydroxide (OH)	SM 2320B	1201427-008	<1.000	<1.000		mg/L	<1%
		Total Alkalinity	SM 2320B	1201427-008	7.56	7.54		mg/L as CaCO3	<1%
QC12020065	Duplicate	Total Dissolved Solids (TDS)	SM 2540C	1201425-001	1118	1082		mg/L	3 %
QC12020065	Duplicate	Total Dissolved Solids (TDS)	SM 2540C	1201426-007	145	144		mg/L	1 %
QC12020065	Duplicate	Total Dissolved Solids (TDS)	SM 2540C	1201433-001	960	962		mg/L	<1%

QCBatchID	QCType	Parameter	Method	Spike Sample	Sample Result	MS Result	MSD Result	Spike Value	Units	MS % Rec.	MSD % Rec.	RPD
QC12010879	MS 1	Fluoride	EPA 300.0	1201425-001	<0.500	9.43	9.48	2.00	mg/L	94	95	1 %
QC12010879	MS 2	Fluoride	EPA 300.0	1201427-001	0.386	2.17	2.16	2.00	mg/L	89	89	<1%
QC12010881	MS 1	Chloride	EPA 300.0	1201425-001	1.04	27.3	27.5	5.00	mg/L	105	106	1 %
QC12010881	MS 2	Chloride	EPA 300.0	1201427-001	<1.000	5.32	5.32	5.00	mg/L	105	105	<1%
QC12010882	MS 1	Nitrite Nitrogen	EPA 300.0	1201425-001	<0.125	2.15	2.12	0.500	mg/L	85	84	1 %
QC12010882	MS 2	Nitrite Nitrogen	EPA 300.0	1201427-001	<0.025	0.478	0.488	0.500	mg/L	95	97	2 %
QC12010883	MS 1	Nitrate Nitrogen	EPA 300.0	1201425-001	<1.000	10.5	10.6	2.00	mg/L	103	104	1 %
QC12010883	MS 2	Nitrate Nitrogen	EPA 300.0	1201427-001	<1.000	2.11	2.11	2.00	mg/L	104	104	<1%
QC12010886	MS 1	Sulfate	EPA 300.0	1201425-001	530	571	573	10.0	mg/L	83	86	<1%
QC12010886	MS 2	Sulfate	EPA 300.0	1201427-001	22.7	31.7	31.7	10.0	mg/L	90	90	<1%
QC12020098	MS 1	Sulfate	EPA 300.0	1201397-008	277	1182	1175	10.0	mg/L	90	90	1 %
QC12020216	MS 1	Uranium, Dissolved	EPA 200.8	1202062-001	<0.0100	0.0184	0.0179	0.010	mg/L	94	89	3 %
		Mercury, Dissolved	EPA 200.8	1202062-001	<0.00010	0.000872	0.000832	0.001	mg/L	86	82	5 %
		Antimony, Dissolved	EPA 200.8	1202062-001	<0.0025	0.0112	0.0106	0.010	mg/L	102	96	6 %
		Arsenic, Dissolved	EPA 200.8	1202062-001	0.0843	0.1454	0.1404	0.050	mg/L	122	112	3 %
		Lead, Dissolved	EPA 200.8	1202062-001	<0.0025	0.0085	0.0082	0.010	mg/L	85	82	4 %
		Selenium, Dissolved	EPA 200.8	1202062-001	<0.0050	0.0491	0.0472	0.050	mg/L	98	94	4 %
		Thallium, Dissolved	EPA 200.8	1202062-001	<0.0010	0.0083	0.0080	0.010	mg/L	83	80	4 %
QC12020235	MS 1	Aluminum, Dissolved	EPA 200.7	1202062-001	0.196	1.11	1.11	1.00	mg/L	91	91	<1%
		Barium, Dissolved	EPA 200.7	1202062-001	0.090	1.04	1.04	1.00	mg/L	95	95	<1%

QCBatchID	QCType	Parameter	Method	Spike Sample	Sample Result		MS Result	MSD Result	Spike Value	Units	MS % Rec.	MSD % Rec.	RPD
		Beryllium, Dissolved	EPA 200.7	1202062-001	<0.001		0.961	0.962	1.00	mg/L	96	96	<1%
		Bismuth, Dissolved	EPA 200.7	1202062-001	<0.100		0.927	0.933	1.00	mg/L	93	94	1 %
		Boron, Dissolved	EPA 200.7	1202062-001	0.556		1.52	1.51	1.00	mg/L	96	95	1 %
		Cadmium, Dissolved	EPA 200.7	1202062-001	<0.001		0.938	0.935	1.00	mg/L	94	94	<1%
		Calcium, Dissolved	EPA 200.7	1202062-001	49.3		59.2	57.4	10.0	mg/L	99	81	3 %
		Chromium, Dissolved	EPA 200.7	1202062-001	<0.005		0.948	0.946	1.00	mg/L	95	95	<1%
		Cobalt, Dissolved	EPA 200.7	1202062-001	<0.010		0.961	0.960	1.00	mg/L	96	96	<1%
		Copper, Dissolved	EPA 200.7	1202062-001	<0.050		4.85	4.85	5.00	mg/L	97	97	<1%
		Gallium, Dissolved	EPA 200.7	1202062-001	<0.100		0.941	0.938	1.00	mg/L	94	93	<1%
		Iron, Dissolved	EPA 200.7	1202062-001	0.176		1.17	1.16	1.00	mg/L	99	98	1 %
		Lithium, Dissolved	EPA 200.7	1202062-001	<0.100		1.07	1.06	1.00	mg/L	97	96	1 %
		Magnesium, Dissolved	EPA 200.7	1202062-001	17.3		27.1	26.6	10.0	mg/L	98	93	2 %
		Manganese, Dissolved	EPA 200.7	1202062-001	0.018		0.933	0.930	1.00	mg/L	92	91	<1%
		Molybdenum, Dissolved	EPA 200.7	1202062-001	0.028		0.981	0.981	1.00	mg/L	95	95	<1%
		Nickel, Dissolved	EPA 200.7	1202062-001	<0.010		4.74	4.74	5.00	mg/L	95	95	<1%
		Phosphorus, Dissolved	EPA 200.7	1202062-001	<0.500		5.09	5.09	5.00	mg/L	98	98	<1%
		Potassium, Dissolved	EPA 200.7	1202062-001	17.3		27.2	26.7	10.0	mg/L	99	94	2 %
		Scandium, Dissolved	EPA 200.7	1202062-001	<0.100		0.965	0.967	1.00	mg/L	97	97	<1%
		Silver, Dissolved	EPA 200.7	1202062-001	<0.005		0.086	0.086	0.090	mg/L	96	96	<1%
		Sodium, Dissolved	EPA 200.7	1202062-001	127	SC	132	127	10.0	mg/L	NC	NC	NC
		Strontium, Dissolved	EPA 200.7	1202062-001	0.359		1.25	1.22	1.00	mg/L	89	86	2 %
		Tin, Dissolved	EPA 200.7	1202062-001	<0.100		0.876	0.876	1.00	mg/L	95	95	<1%
		Titanium, Dissolved	EPA 200.7	1202062-001	<0.100		1.01	1.00	1.00	mg/L	101	100	1 %
		Vanadium, Dissolved	EPA 200.7	1202062-001	0.026		0.986	0.983	1.00	mg/L	96	96	<1%
		Zinc, Dissolved	EPA 200.7	1202062-001	<0.010		0.995	0.993	1.00	mg/L	99	98	<1%

WETLAB
WESTERN ENVIRONMENTAL TESTING LABORATORY
Specializing in Soil, Hazardous Waste and Water Analysis.
475 E. Greg Street #119 | Sparks, Nevada 89431
tel (775) 355-0202 | fax (775) 355-0817 | www.WETLaboratory.com

Lab Number 120427
Report Due Date: 02/10/12
Page 1 of 1

Client McClelland Laboratories, Inc.
Address 1016 Greg Street
City, State & Zip Sparks, NV 89431
Contact Gene McClelland
Phone 775-356-1300 | Collector's Name Robert
Fax 775-356-8917 | Project Name
P.O. Number | Project Number 3438
Email mli@mettest.com

Turnaround Time
Standard ____ 5-Day ____ Other ____

Billing Address (if different than Client Address):
Company ____
Address ____
City, State & Zip ____
Contact ____
Phone ____
Fax ____
Email ____

Additional Information

Fax Results	Y	N	To: Client	Billing
Email Results	Y	N	To: Client	Billing
Compliance Monitoring	Y	N		
Fax Results to State EPA	Y	N		

Sample Type Codes

DW = Drinking Water	SD = Solid
WW = Wastewater	SO = Soil
SW = Surface Water	HW = Hazardous Waste
MW = Monitoring Well	OTHER: ____

SAMPLE ID/LOCATION	DATE	TIME	SAMPLE TYPE	NO. OF CONTAINERS	Analyses Requested: Profile II w/o Wad	Analyses Requested: Uranium	Spl. No.
604 669 Wk:52	01/27/12	9:00	WW	2	X	X	1
604 673							2
604 767							3
604 787							4
SRK 0854							5
SRK 0858							6
SRK 0867							7
SRK 0872							8

1201 #1
427 1

Instructions/Comments/Special Requirements:

SAMPLE RECEIPT	DATE	TIME	Samples Relinquished By	Samples Received By
Temperature 20 °C	01/27	1430	A. Moreno	
Custody Seals Intact? Y N (None)				
Number of Containers 10				

WETLAB'S Standard Terms and Conditions apply unless written agreements specify otherwise. Payment terms are Net 30.

To the maximum extent permitted by law, the Client agrees to limit the liability of WETLAB for the Client's damages to the total compesation received, unless other agreements are made in writing. This limitation shall apply regardless of the cause of action or legal theory pled or asserted.

301.2E

WETLAB
WESTERN ENVIRONMENTAL
TESTING LABORATORY

475 E. Greg Street #119 | Sparks, Nevada 89431 | tel (775) 355-0202 | fax (775) 355-0817 | www.WETLaboratory.com

1/17/2012

McClelland Laboratory
1016 Greg Street
Sparks, NV 89431
Attn: Gene McClelland

OrderID: *1112489*

Dear: Gene McClelland

This is to transmit the attached analytical report. The analytical data and information contained therein was generated using specified or selected methods contained in references, such as Standard Methods for the Examination of Water and Wastewater, 18th & 19th editions, Methods for Determination of Organic Compounds in Drinking Water, EPA-600/4-79-020, and Test Methods for Evaluation of Solid Waste, Physical/Chemical Methods (SW846) Third Edition.

The samples were received by WETLAB-Western Environmental Testing Laboratory in good condition on 12/30/2011. Additional comments are located on page 2 of this report.

If you should have any questions or comments regarding this report, please do not hesitate to call.

Sincerely,

Andy Smith
QA Manager

Western Environmental Testing Laboratory
Report Comments

McClelland Laboratory - 1112489

General Comments

On Sample 1112489-006 the result for Sulfate (as analyzed using EPA 300.0) was unexpectedly high when compared to the TDS results. Because of this, the results for Sulfur have been used to calculate a theoretical Sulfate result.

Specific Comments

Due to the sample matrix it was necessary to analyze the following at a dilution:
1112489-005 Cadmium
1112489-006 Nitrite Nitrogen
1112489-007 Potassium
The reporting limits have been adjusted accordingly.

Data Qualifier Legend

B – Blank contamination; Analyte detected above the method reporting limit in an associated blank

HT – Sample held beyond the accepted holding time

J – The reported value is between the laboratory method detection limit and the laboratory practical quantitation limit

M – Reported value is estimated; The sample matrix interfered with the analysis

N – There was insufficient sample available to perform a spike and/or duplicate on this analytical batch.

NC – Not calculated due to matrix interference

Q – Reported value is estimated; The value failed to meet QC criteria for either precision or accuracy

SC – Spike recovery not calculated. Sample concentration >4X the spike amount; therefore, the spike could not be adequately recovered.

Western Environmental Testing Laboratory
Analytical Report

McClelland Laboratory
1016 Greg Street
Sparks, NV 89431
Attn: Gene McClelland
Phone: (775) 356-1300 **Fax:** (775) 356-8917
PO\Project: *3438*

Date Printed: 1/17/2012
OrderID: *1112489*

Customer Sample ID: 604 669 WK:48
WETLAB Sample ID: 1112489-001

Collect Date/Time: 12/30/2011 09:00
Receive Date: 12/30/2011 15:45

PROFILE II

Parameter	Method	Results	Units	Reporting Limit	Date Analyzed
pH	SM 4500-H+ B	7.43	pH Units		12/30/2011
Bicarbonate (HCO3)	SM 2320B	37	mg/L	1.0	12/30/2011
Carbonate (CO3)	SM 2320B	<1.0	mg/L	1.0	12/30/2011
Hydroxide (OH)	SM 2320B	<1.0	mg/L	1.0	12/30/2011
Total Alkalinity	SM 2320B	30	mg/L as CaCO3	1.0	12/30/2011
Chloride	EPA 300.0	<1.00	mg/L	1.00	12/31/2011
Fluoride	EPA 300.0	0.33	mg/L	0.10	12/31/2011
Sulfate	EPA 300.0	33	mg/L	1.0	12/31/2011
Nitrate Nitrogen	EPA 300.0	<1.0	mg/L	1.0	12/31/2011
Nitrite Nitrogen	EPA 300.0	<0.025	mg/L	0.025	12/31/2011
Total Dissolved Solids (TDS)	SM 2540C	88	mg/L	10	1/4/2012
Aluminum	EPA 200.7	<0.045	mg/L	0.045	1/9/2012
Barium	EPA 200.7	<0.010	mg/L	0.010	1/9/2012
Beryllium	EPA 200.7	<0.0010	mg/L	0.0010	1/9/2012
Bismuth	EPA 200.7	<0.10	mg/L	0.10	1/9/2012
Boron	EPA 200.7	<0.10	mg/L	0.10	1/9/2012
Cadmium	EPA 200.7	<0.0010	mg/L	0.0010	1/9/2012
Calcium	EPA 200.7	19	mg/L	0.50	1/9/2012
Chromium	EPA 200.7	<0.0050	mg/L	0.0050	1/9/2012
Cobalt	EPA 200.7	<0.010	mg/L	0.010	1/9/2012
Copper	EPA 200.7	<0.050	mg/L	0.050	1/9/2012
Gallium	EPA 200.7	<0.10	mg/L	0.10	1/9/2012
Iron	EPA 200.7	<0.010	mg/L	0.010	1/9/2012
Lithium	EPA 200.7	<0.10	mg/L	0.10	1/9/2012
Magnesium	EPA 200.7	3.6	mg/L	0.50	1/9/2012
Manganese	EPA 200.7	0.82	mg/L	0.0050	1/9/2012
Molybdenum	EPA 200.7	0.019	mg/L	0.010	1/9/2012
Nickel	EPA 200.7	<0.010	mg/L	0.010	1/9/2012
Phosphorus	EPA 200.7	<0.50	mg/L	0.50	1/9/2012
Potassium	EPA 200.7	1.5	mg/L	0.50	1/9/2012

Customer Sample ID: 604 669 WK:48
WETLAB Sample ID: 1112489-001
Collect Date/Time: 12/30/2011 09:00
Receive Date: 12/30/2011 15:45

PROFILE II

Parameter	Method	Results	Units	Reporting Limit	Date Analyzed
Scandium	EPA 200.7	<0.10	mg/L	0.10	1/9/2012
Silver	EPA 200.7	<0.0050	mg/L	0.0050	1/9/2012
Sodium	EPA 200.7	<0.50	mg/L	0.50	1/9/2012
Strontium	EPA 200.7	0.14	mg/L	0.10	1/9/2012
Tin	EPA 200.7	<0.10	mg/L	0.10	1/9/2012
Titanium	EPA 200.7	<0.10	mg/L	0.10	1/9/2012
Vanadium	EPA 200.7	<0.010	mg/L	0.010	1/9/2012
Zinc	EPA 200.7	0.011	mg/L	0.010	1/9/2012
Mercury	EPA 200.8	<0.00010	mg/L	0.00010	1/6/2012
Antimony	EPA 200.8	<0.0025	mg/L	0.0025	1/6/2012
Arsenic	EPA 200.8	<0.0050	mg/L	0.0050	1/6/2012
Lead	EPA 200.8	<0.0025	mg/L	0.0025	1/6/2012
Selenium	EPA 200.8	<0.0050	mg/L	0.0050	1/6/2012
Thallium	EPA 200.8	<0.0010	mg/L	0.0010	1/6/2012
Uranium	EPA 200.8	<0.010	mg/L	0.010	1/6/2012
Anions	Calculation	1.31	meq/L	0.10	
Cations	Calculation	1.31	meq/L	0.10	
Error	Calculation	<1.0	%	1.0	

Customer Sample ID: 604 673 WK:48
WETLAB Sample ID: 1112489-002
Collect Date/Time: 12/30/2011 09:00
Receive Date: 12/30/2011 15:45

PROFILE II

Parameter	Method	Results	Units	Reporting Limit	Date Analyzed
pH	SM 4500-H+ B	5.89	pH Units		12/30/2011
Bicarbonate (HCO3)	SM 2320B	<1.0	mg/L	1.0	12/30/2011
Carbonate (CO3)	SM 2320B	<1.0	mg/L	1.0	12/30/2011
Hydroxide (OH)	SM 2320B	<1.0	mg/L	1.0	12/30/2011
Total Alkalinity	SM 2320B	<1.0	mg/L as CaCO3	1.0	12/30/2011
Chloride	EPA 300.0	<1.00	mg/L	1.00	12/31/2011
Fluoride	EPA 300.0	0.40	mg/L	0.10	12/31/2011
Sulfate	EPA 300.0	16	mg/L	1.0	12/31/2011
Nitrate Nitrogen	EPA 300.0	<1.0	mg/L	1.0	12/31/2011
Nitrite Nitrogen	EPA 300.0	<0.025	mg/L	0.025	12/31/2011
Total Dissolved Solids (TDS)	SM 2540C	62	mg/L	10	1/4/2012
Aluminum	EPA 200.7	<0.045	mg/L	0.045	1/9/2012
Barium	EPA 200.7	0.047	mg/L	0.010	1/9/2012
Beryllium	EPA 200.7	<0.0010	mg/L	0.0010	1/9/2012
Bismuth	EPA 200.7	<0.10	mg/L	0.10	1/9/2012
Boron	EPA 200.7	<0.10	mg/L	0.10	1/9/2012
Cadmium	EPA 200.7	<0.0010	mg/L	0.0010	1/9/2012

Customer Sample ID: 604 673 WK:48
WETLAB Sample ID: 1112489-002
Collect Date/Time: 12/30/2011 09:00
Receive Date: 12/30/2011 15:45

PROFILE II

Parameter	Method	Results	Units	Reporting Limit	Date Analyzed
Calcium	EPA 200.7	5.6	mg/L	0.50	1/9/2012
Chromium	EPA 200.7	<0.0050	mg/L	0.0050	1/9/2012
Cobalt	EPA 200.7	<0.010	mg/L	0.010	1/9/2012
Copper	EPA 200.7	0.13	mg/L	0.050	1/9/2012
Gallium	EPA 200.7	<0.10	mg/L	0.10	1/9/2012
Iron	EPA 200.7	<0.010	mg/L	0.010	1/9/2012
Lithium	EPA 200.7	<0.10	mg/L	0.10	1/9/2012
Magnesium	EPA 200.7	0.78	mg/L	0.50	1/9/2012
Manganese	EPA 200.7	0.028	mg/L	0.0050	1/9/2012
Molybdenum	EPA 200.7	<0.010	mg/L	0.010	1/9/2012
Nickel	EPA 200.7	<0.010	mg/L	0.010	1/9/2012
Phosphorus	EPA 200.7	<0.50	mg/L	0.50	1/9/2012
Potassium	EPA 200.7	1.4	mg/L	0.50	1/9/2012
Scandium	EPA 200.7	<0.10	mg/L	0.10	1/9/2012
Silver	EPA 200.7	<0.0050	mg/L	0.0050	1/9/2012
Sodium	EPA 200.7	0.51	mg/L	0.50	1/9/2012
Strontium	EPA 200.7	<0.10	mg/L	0.10	1/9/2012
Tin	EPA 200.7	<0.10	mg/L	0.10	1/9/2012
Titanium	EPA 200.7	<0.10	mg/L	0.10	1/9/2012
Vanadium	EPA 200.7	<0.010	mg/L	0.010	1/9/2012
Zinc	EPA 200.7	0.017	mg/L	0.010	1/9/2012
Mercury	EPA 200.8	<0.00010	mg/L	0.00010	1/6/2012
Antimony	EPA 200.8	<0.0025	mg/L	0.0025	1/6/2012
Arsenic	EPA 200.8	<0.0050	mg/L	0.0050	1/6/2012
Lead	EPA 200.8	<0.0025	mg/L	0.0025	1/6/2012
Selenium	EPA 200.8	<0.0050	mg/L	0.0050	1/6/2012
Thallium	EPA 200.8	<0.0010	mg/L	0.0010	1/6/2012
Uranium	EPA 200.8	<0.010	mg/L	0.010	1/6/2012
Anions	Calculation	0.35	meq/L	0.10	
Cations	Calculation	0.41	meq/L	0.10	
Error	Calculation	7.0	%	1.0	

Customer Sample ID: 604 767 WK:48
WETLAB Sample ID: 1112489-003
Collect Date/Time: 12/30/2011 09:00
Receive Date: 12/30/2011 15:45

PROFILE II

Parameter	Method	Results	Units	Reporting Limit	Date Analyzed
pH	SM 4500-H+ B	7.36	pH Units		12/30/2011
Bicarbonate (HCO3)	SM 2320B	24	mg/L	1.0	12/30/2011
Carbonate (CO3)	SM 2320B	<1.0	mg/L	1.0	12/30/2011
Hydroxide (OH)	SM 2320B	<1.0	mg/L	1.0	12/30/2011

Customer Sample ID: 604 767 WK:48
WETLAB Sample ID: 1112489-003

Collect Date/Time: 12/30/2011 09:00
Receive Date: 12/30/2011 15:45

PROFILE II

Parameter	Method	Results	Units	Reporting Limit	Date Analyzed
Total Alkalinity	SM 2320B	20	mg/L as CaCO3	1.0	12/30/2011
Chloride	EPA 300.0	<1.00	mg/L	1.00	12/31/2011
Fluoride	EPA 300.0	1.7	mg/L	0.10	12/31/2011
Sulfate	EPA 300.0	34	mg/L	1.0	12/31/2011
Nitrate Nitrogen	EPA 300.0	<1.0	mg/L	1.0	12/31/2011
Nitrite Nitrogen	EPA 300.0	<0.025	mg/L	0.025	12/31/2011
Total Dissolved Solids (TDS)	SM 2540C	77	mg/L	10	1/4/2012
Aluminum	EPA 200.7	<0.045	mg/L	0.045	1/9/2012
Barium	EPA 200.7	0.029	mg/L	0.010	1/9/2012
Beryllium	EPA 200.7	<0.0010	mg/L	0.0010	1/9/2012
Bismuth	EPA 200.7	<0.10	mg/L	0.10	1/9/2012
Boron	EPA 200.7	<0.10	mg/L	0.10	1/9/2012
Cadmium	EPA 200.7	<0.0010	mg/L	0.0010	1/9/2012
Calcium	EPA 200.7	17	mg/L	0.50	1/9/2012
Chromium	EPA 200.7	<0.0050	mg/L	0.0050	1/9/2012
Cobalt	EPA 200.7	<0.010	mg/L	0.010	1/9/2012
Copper	EPA 200.7	0.052	mg/L	0.050	1/9/2012
Gallium	EPA 200.7	<0.10	mg/L	0.10	1/9/2012
Iron	EPA 200.7	<0.010	mg/L	0.010	1/9/2012
Lithium	EPA 200.7	<0.10	mg/L	0.10	1/9/2012
Magnesium	EPA 200.7	4.7	mg/L	0.50	1/9/2012
Manganese	EPA 200.7	0.20	mg/L	0.0050	1/9/2012
Molybdenum	EPA 200.7	<0.010	mg/L	0.010	1/9/2012
Nickel	EPA 200.7	<0.010	mg/L	0.010	1/9/2012
Phosphorus	EPA 200.7	<0.50	mg/L	0.50	1/9/2012
Potassium	EPA 200.7	1.1	mg/L	0.50	1/9/2012
Scandium	EPA 200.7	<0.10	mg/L	0.10	1/9/2012
Silver	EPA 200.7	<0.0050	mg/L	0.0050	1/9/2012
Sodium	EPA 200.7	<0.50	mg/L	0.50	1/9/2012
Strontium	EPA 200.7	0.14	mg/L	0.10	1/9/2012
Tin	EPA 200.7	<0.10	mg/L	0.10	1/9/2012
Titanium	EPA 200.7	<0.10	mg/L	0.10	1/9/2012
Vanadium	EPA 200.7	<0.010	mg/L	0.010	1/9/2012
Zinc	EPA 200.7	0.013	mg/L	0.010	1/9/2012
Mercury	EPA 200.8	<0.00010	mg/L	0.00010	1/6/2012
Antimony	EPA 200.8	<0.0025	mg/L	0.0025	1/6/2012
Arsenic	EPA 200.8	<0.0050	mg/L	0.0050	1/6/2012
Lead	EPA 200.8	<0.0025	mg/L	0.0025	1/6/2012
Selenium	EPA 200.8	<0.0050	mg/L	0.0050	1/6/2012
Thallium	EPA 200.8	<0.0010	mg/L	0.0010	1/6/2012
Uranium	EPA 200.8	<0.010	mg/L	0.010	1/6/2012

Customer Sample ID: 604 767 WK:48
WETLAB Sample ID: 1112489-003
Collect Date/Time: 12/30/2011 09:00
Receive Date: 12/30/2011 15:45

PROFILE II

Parameter	Method	Results	Units	Reporting Limit	Date Analyzed
Anions	Calculation	1.19	meq/L	0.10	
Cations	Calculation	1.27	meq/L	0.10	
Error	Calculation	3.3	%	1.0	

Customer Sample ID: 604 787 WK:48
WETLAB Sample ID: 1112489-004
Collect Date/Time: 12/30/2011 09:00
Receive Date: 12/30/2011 15:45

PROFILE II

Parameter	Method	Results		Units	Reporting Limit	Date Analyzed
pH	SM 4500-H+ B	7.44	Q	pH Units		12/30/2011
Bicarbonate (HCO3)	SM 2320B	43		mg/L	1.0	12/30/2011
Carbonate (CO3)	SM 2320B	<1.0		mg/L	1.0	12/30/2011
Hydroxide (OH)	SM 2320B	<1.0		mg/L	1.0	12/30/2011
Total Alkalinity	SM 2320B	35		mg/L as CaCO3	1.0	12/30/2011
Chloride	EPA 300.0	<1.00		mg/L	1.00	12/31/2011
Fluoride	EPA 300.0	0.97		mg/L	0.10	12/31/2011
Sulfate	EPA 300.0	42		mg/L	1.0	12/31/2011
Nitrate Nitrogen	EPA 300.0	<1.0		mg/L	1.0	12/31/2011
Nitrite Nitrogen	EPA 300.0	<0.025		mg/L	0.025	12/31/2011
Total Dissolved Solids (TDS)	SM 2540C	120		mg/L	10	1/4/2012
Aluminum	EPA 200.7	<0.045		mg/L	0.045	1/9/2012
Barium	EPA 200.7	<0.010		mg/L	0.010	1/9/2012
Beryllium	EPA 200.7	<0.0010		mg/L	0.0010	1/9/2012
Bismuth	EPA 200.7	<0.10		mg/L	0.10	1/9/2012
Boron	EPA 200.7	<0.10		mg/L	0.10	1/9/2012
Cadmium	EPA 200.7	<0.0010		mg/L	0.0010	1/9/2012
Calcium	EPA 200.7	27		mg/L	0.50	1/9/2012
Chromium	EPA 200.7	<0.0050		mg/L	0.0050	1/9/2012
Cobalt	EPA 200.7	<0.010		mg/L	0.010	1/9/2012
Copper	EPA 200.7	<0.050		mg/L	0.050	1/9/2012
Gallium	EPA 200.7	<0.10		mg/L	0.10	1/9/2012
Iron	EPA 200.7	<0.010		mg/L	0.010	1/9/2012
Lithium	EPA 200.7	<0.10		mg/L	0.10	1/9/2012
Magnesium	EPA 200.7	4.7		mg/L	0.50	1/9/2012
Manganese	EPA 200.7	0.059		mg/L	0.0050	1/9/2012
Molybdenum	EPA 200.7	0.028		mg/L	0.010	1/9/2012
Nickel	EPA 200.7	<0.010		mg/L	0.010	1/9/2012
Phosphorus	EPA 200.7	<0.50		mg/L	0.50	1/9/2012
Potassium	EPA 200.7	1.0		mg/L	0.50	1/9/2012
Scandium	EPA 200.7	<0.10		mg/L	0.10	1/9/2012
Silver	EPA 200.7	<0.0050		mg/L	0.0050	1/9/2012

Customer Sample ID: 604 787 WK:48
WETLAB Sample ID: 1112489-004
Collect Date/Time: 12/30/2011 09:00
Receive Date: 12/30/2011 15:45

PROFILE II

Parameter	Method	Results	Units	Reporting Limit	Date Analyzed
Sodium	EPA 200.7	<0.50	mg/L	0.50	1/9/2012
Strontium	EPA 200.7	0.17	mg/L	0.10	1/9/2012
Tin	EPA 200.7	<0.10	mg/L	0.10	1/9/2012
Titanium	EPA 200.7	<0.10	mg/L	0.10	1/9/2012
Vanadium	EPA 200.7	<0.010	mg/L	0.010	1/9/2012
Zinc	EPA 200.7	<0.010	mg/L	0.010	1/9/2012
Mercury	EPA 200.8	<0.00010	mg/L	0.00010	1/6/2012
Antimony	EPA 200.8	<0.0025	mg/L	0.0025	1/6/2012
Arsenic	EPA 200.8	<0.0050	mg/L	0.0050	1/6/2012
Lead	EPA 200.8	<0.0025	mg/L	0.0025	1/6/2012
Selenium	EPA 200.8	<0.0050	mg/L	0.0050	1/6/2012
Thallium	EPA 200.8	<0.0010	mg/L	0.0010	1/6/2012
Uranium	EPA 200.8	0.010	mg/L	0.010	1/6/2012
Anions	Calculation	1.63	meq/L	0.10	
Cations	Calculation	1.76	meq/L	0.10	
Error	Calculation	3.9	%	1.0	

Customer Sample ID: SRK 0854 WK:48
WETLAB Sample ID: 1112489-005
Collect Date/Time: 12/30/2011 09:00
Receive Date: 12/30/2011 15:45

PROFILE II

Parameter	Method	Results	Units	Reporting Limit	Date Analyzed
pH	SM 4500-H+ B	4.68	pH Units		12/30/2011
Bicarbonate (HCO3)	SM 2320B	<1.0	mg/L	1.0	12/30/2011
Carbonate (CO3)	SM 2320B	<1.0	mg/L	1.0	12/30/2011
Hydroxide (OH)	SM 2320B	<1.0	mg/L	1.0	12/30/2011
Total Alkalinity	SM 2320B	<1.0	mg/L as CaCO3	1.0	12/30/2011
Chloride	EPA 300.0	<1.00	mg/L	1.00	12/31/2011
Fluoride	EPA 300.0	0.18	mg/L	0.10	12/31/2011
Sulfate	EPA 300.0	76	mg/L	1.0	12/31/2011
Nitrate Nitrogen	EPA 300.0	<1.0	mg/L	1.0	12/31/2011
Nitrite Nitrogen	EPA 300.0	<0.025	mg/L	0.025	12/31/2011
Total Dissolved Solids (TDS)	SM 2540C	130	mg/L	10	1/4/2012
Aluminum	EPA 200.7	0.078	mg/L	0.045	1/9/2012
Barium	EPA 200.7	0.016	mg/L	0.010	1/9/2012
Beryllium	EPA 200.7	<0.0010	mg/L	0.0010	1/9/2012
Bismuth	EPA 200.7	<0.10	mg/L	0.10	1/9/2012
Boron	EPA 200.7	<0.10	mg/L	0.10	1/9/2012
Cadmium	EPA 200.7	<0.0050	mg/L	0.0050	1/9/2012
Calcium	EPA 200.7	6.9	mg/L	0.50	1/9/2012
Chromium	EPA 200.7	<0.0050	mg/L	0.0050	1/9/2012

Customer Sample ID: SRK 0854 WK:48 **Collect Date/Time:** 12/30/2011 09:00

WETLAB Sample ID: 1112489-005 **Receive Date:** 12/30/2011 15:45

PROFILE II

Parameter	Method	Results	Units	Reporting Limit	Date Analyzed
Cobalt	EPA 200.7	<0.010	mg/L	0.010	1/9/2012
Copper	EPA 200.7	34	mg/L	0.050	1/9/2012
Gallium	EPA 200.7	<0.10	mg/L	0.10	1/9/2012
Iron	EPA 200.7	<0.050	mg/L	0.050	1/9/2012
Lithium	EPA 200.7	<0.10	mg/L	0.10	1/9/2012
Magnesium	EPA 200.7	<0.50	mg/L	0.50	1/9/2012
Manganese	EPA 200.7	0.11	mg/L	0.0050	1/9/2012
Molybdenum	EPA 200.7	<0.010	mg/L	0.010	1/9/2012
Nickel	EPA 200.7	<0.010	mg/L	0.010	1/9/2012
Phosphorus	EPA 200.7	0.60	mg/L	0.50	1/9/2012
Potassium	EPA 200.7	<2.5	mg/L	2.5	1/9/2012
Scandium	EPA 200.7	<0.10	mg/L	0.10	1/9/2012
Silver	EPA 200.7	<0.0050	mg/L	0.0050	1/9/2012
Sodium	EPA 200.7	<0.50	mg/L	0.50	1/9/2012
Strontium	EPA 200.7	<0.10	mg/L	0.10	1/9/2012
Tin	EPA 200.7	<0.10	mg/L	0.10	1/9/2012
Titanium	EPA 200.7	<0.10	mg/L	0.10	1/9/2012
Vanadium	EPA 200.7	<0.010	mg/L	0.010	1/9/2012
Zinc	EPA 200.7	0.14	mg/L	0.010	1/9/2012
Mercury	EPA 200.8	<0.00010	mg/L	0.00010	1/6/2012
Antimony	EPA 200.8	<0.0025	mg/L	0.0025	1/6/2012
Arsenic	EPA 200.8	<0.0050	mg/L	0.0050	1/6/2012
Lead	EPA 200.8	0.0058	mg/L	0.0025	1/6/2012
Selenium	EPA 200.8	<0.0050	mg/L	0.0050	1/6/2012
Thallium	EPA 200.8	<0.0010	mg/L	0.0010	1/6/2012
Uranium	EPA 200.8	<0.010	mg/L	0.010	1/6/2012
Anions	Calculation	1.59	meq/L	0.10	
Cations	Calculation	1.43	meq/L	0.10	
Error	Calculation	5.3	%	1.0	

Customer Sample ID: SRK 0858 WK:48 **Collect Date/Time:** 12/30/2011 09:00

WETLAB Sample ID: 1112489-006 **Receive Date:** 12/30/2011 15:45

PROFILE II

Parameter	Method	Results	Units	Reporting Limit	Date Analyzed
pH	SM 4500-H+ B	2.67	pH Units		12/30/2011
Acidity (Titrimetric)	SM 2310B	320	mg/L as CaCO3		12/30/2011
Chloride	EPA 300.0	<1.00	mg/L	1.00	1/4/2012
Fluoride	EPA 300.0	0.30	mg/L	0.10	1/4/2012
Sulfate	EPA 300.0	430	mg/L	5.0	12/31/2011
Nitrate Nitrogen	EPA 300.0	<1.0	mg/L	1.0	12/31/2011

Customer Sample ID: SRK 0858 WK:48 **Collect Date/Time:** 12/30/2011 09:00

WETLAB Sample ID: 1112489-006 **Receive Date:** 12/30/2011 15:45

PROFILE II

Parameter	Method	Results	Units	Reporting Limit	Date Analyzed
Nitrite Nitrogen	EPA 300.0	<0.12	mg/L	0.12	12/31/2011
Sulfate (as calculated from S)	Calc.	390	mg/L	1.0	1/12/2012
Total Dissolved Solids (TDS)	SM 2540C	410	mg/L	10	1/4/2012
Sulfur	EPA 200.7	130	mg/L	50	1/12/2012
Aluminum	EPA 200.7	9.6	mg/L	0.045	1/9/2012
Barium	EPA 200.7	0.013	mg/L	0.010	1/9/2012
Beryllium	EPA 200.7	<0.0010	mg/L	0.0010	1/9/2012
Bismuth	EPA 200.7	<0.10	mg/L	0.10	1/9/2012
Boron	EPA 200.7	<0.10	mg/L	0.10	1/9/2012
Cadmium	EPA 200.7	0.0043	mg/L	0.0010	1/9/2012
Calcium	EPA 200.7	2.5	mg/L	0.50	1/9/2012
Chromium	EPA 200.7	0.014	mg/L	0.0050	1/9/2012
Cobalt	EPA 200.7	0.048	mg/L	0.010	1/9/2012
Copper	EPA 200.7	4.7	mg/L	0.050	1/9/2012
Gallium	EPA 200.7	<0.10	mg/L	0.10	1/9/2012
Iron	EPA 200.7	43	mg/L	0.010	1/9/2012
Lithium	EPA 200.7	<0.10	mg/L	0.10	1/9/2012
Magnesium	EPA 200.7	1.5	mg/L	0.50	1/9/2012
Manganese	EPA 200.7	0.11	mg/L	0.0050	1/9/2012
Molybdenum	EPA 200.7	<0.010	mg/L	0.010	1/9/2012
Nickel	EPA 200.7	<0.010	mg/L	0.010	1/9/2012
Phosphorus	EPA 200.7	<0.50	mg/L	0.50	1/9/2012
Potassium	EPA 200.7	<0.50	mg/L	0.50	1/9/2012
Scandium	EPA 200.7	<0.10	mg/L	0.10	1/9/2012
Silver	EPA 200.7	<0.0050	mg/L	0.0050	1/9/2012
Sodium	EPA 200.7	1.8	mg/L	0.50	1/9/2012
Strontium	EPA 200.7	<0.10	mg/L	0.10	1/9/2012
Tin	EPA 200.7	<0.10	mg/L	0.10	1/9/2012
Titanium	EPA 200.7	<0.10	mg/L	0.10	1/9/2012
Vanadium	EPA 200.7	<0.010	mg/L	0.010	1/9/2012
Zinc	EPA 200.7	0.036	mg/L	0.010	1/9/2012
Mercury	EPA 200.8	<0.00010	mg/L	0.00010	1/6/2012
Antimony	EPA 200.8	<0.0025	mg/L	0.0025	1/6/2012
Arsenic	EPA 200.8	<0.0050	mg/L	0.0050	1/6/2012
Lead	EPA 200.8	0.0053	mg/L	0.0025	1/6/2012
Selenium	EPA 200.8	<0.0050	mg/L	0.0050	1/6/2012
Thallium	EPA 200.8	<0.0010	mg/L	0.0010	1/6/2012
Uranium	EPA 200.8	0.014	mg/L	0.010	1/6/2012
Anions	Calculation	8.97	meq/L	0.10	
Cations	Calculation	7.12	meq/L	0.10	
Error	Calculation	11	%	1.0	

Customer Sample ID: SRK 0858 WK:48 **Collect Date/Time:** 12/30/2011 09:00
WETLAB Sample ID: 1112489-006 **Receive Date:** 12/30/2011 15:45

PROFILE II

Parameter	Method	Results	Units	Reporting Limit	Date Analyzed

Customer Sample ID: SRK 0867 WK:48 **Collect Date/Time:** 12/30/2011 09:00
WETLAB Sample ID: 1112489-007 **Receive Date:** 12/30/2011 15:45

PROFILE II

Parameter	Method	Results	Units	Reporting Limit	Date Analyzed
pH	SM 4500-H+ B	7.46	pH Units		12/30/2011
Bicarbonate (HCO3)	SM 2320B	24	mg/L	1.0	12/30/2011
Carbonate (CO3)	SM 2320B	<1.0	mg/L	1.0	12/30/2011
Hydroxide (OH)	SM 2320B	<1.0	mg/L	1.0	12/30/2011
Total Alkalinity	SM 2320B	19	mg/L as CaCO3	1.0	12/30/2011
Chloride	EPA 300.0	<1.00	mg/L	1.00	12/31/2011
Fluoride	EPA 300.0	0.33	mg/L	0.10	12/31/2011
Sulfate	EPA 300.0	14	mg/L	1.0	12/31/2011
Nitrate Nitrogen	EPA 300.0	<1.0	mg/L	1.0	12/31/2011
Nitrite Nitrogen	EPA 300.0	<0.025	mg/L	0.025	12/31/2011
Total Dissolved Solids (TDS)	SM 2540C	48	mg/L	10	1/4/2012
Aluminum	EPA 200.7	<0.045	mg/L	0.045	1/9/2012
Barium	EPA 200.7	0.020	mg/L	0.010	1/9/2012
Beryllium	EPA 200.7	<0.0010	mg/L	0.0010	1/9/2012
Bismuth	EPA 200.7	<0.10	mg/L	0.10	1/9/2012
Boron	EPA 200.7	<0.10	mg/L	0.10	1/9/2012
Cadmium	EPA 200.7	<0.0010	mg/L	0.0010	1/9/2012
Calcium	EPA 200.7	13	mg/L	0.50	1/9/2012
Chromium	EPA 200.7	<0.0050	mg/L	0.0050	1/9/2012
Cobalt	EPA 200.7	<0.010	mg/L	0.010	1/9/2012
Copper	EPA 200.7	<0.050	mg/L	0.050	1/9/2012
Gallium	EPA 200.7	<0.10	mg/L	0.10	1/9/2012
Iron	EPA 200.7	<0.010	mg/L	0.010	1/9/2012
Lithium	EPA 200.7	<0.10	mg/L	0.10	1/9/2012
Magnesium	EPA 200.7	1.2	mg/L	0.50	1/9/2012
Manganese	EPA 200.7	0.025	mg/L	0.0050	1/9/2012
Molybdenum	EPA 200.7	0.010	mg/L	0.010	1/9/2012
Nickel	EPA 200.7	<0.010	mg/L	0.010	1/9/2012
Phosphorus	EPA 200.7	<0.50	mg/L	0.50	1/9/2012
Potassium	EPA 200.7	<2.5	mg/L	2.5	1/9/2012
Scandium	EPA 200.7	<0.10	mg/L	0.10	1/9/2012
Silver	EPA 200.7	<0.0050	mg/L	0.0050	1/9/2012
Sodium	EPA 200.7	<0.50	mg/L	0.50	1/9/2012
Strontium	EPA 200.7	<0.10	mg/L	0.10	1/9/2012
Tin	EPA 200.7	<0.10	mg/L	0.10	1/9/2012

Customer Sample ID: SRK 0867 WK:48 **Collect Date/Time:** 12/30/2011 09:00
WETLAB Sample ID: 1112489-007 **Receive Date:** 12/30/2011 15:45

PROFILE II

Parameter	Method	Results	Units	Reporting Limit	Date Analyzed
Titanium	EPA 200.7	<0.10	mg/L	0.10	1/9/2012
Vanadium	EPA 200.7	<0.010	mg/L	0.010	1/9/2012
Zinc	EPA 200.7	<0.010	mg/L	0.010	1/9/2012
Mercury	EPA 200.8	<0.00010	mg/L	0.00010	1/6/2012
Antimony	EPA 200.8	0.0067	mg/L	0.0025	1/6/2012
Arsenic	EPA 200.8	<0.0050	mg/L	0.0050	1/6/2012
Lead	EPA 200.8	<0.0025	mg/L	0.0025	1/6/2012
Selenium	EPA 200.8	<0.0050	mg/L	0.0050	1/6/2012
Thallium	EPA 200.8	<0.0010	mg/L	0.0010	1/6/2012
Uranium	EPA 200.8	<0.010	mg/L	0.010	1/6/2012
Anions	Calculation	0.70	meq/L	0.10	
Cations	Calculation	0.75	meq/L	0.10	
Error	Calculation	3.2	%	1.0	

Customer Sample ID: SRK 0872 WK:48 **Collect Date/Time:** 12/30/2011 09:00
WETLAB Sample ID: 1112489-008 **Receive Date:** 12/30/2011 15:45

PROFILE II

Parameter	Method	Results	Units	Reporting Limit	Date Analyzed
pH	SM 4500-H+ B	7.00	pH Units		12/30/2011
Bicarbonate (HCO3)	SM 2320B	11	mg/L	1.0	12/30/2011
Carbonate (CO3)	SM 2320B	<1.0	mg/L	1.0	12/30/2011
Hydroxide (OH)	SM 2320B	<1.0	mg/L	1.0	12/30/2011
Total Alkalinity	SM 2320B	9.2	mg/L as CaCO3	1.0	12/30/2011
Chloride	EPA 300.0	<1.00	mg/L	1.00	12/31/2011
Fluoride	EPA 300.0	0.29	mg/L	0.10	12/31/2011
Sulfate	EPA 300.0	41	mg/L	1.0	12/31/2011
Nitrate Nitrogen	EPA 300.0	<1.0	mg/L	1.0	12/31/2011
Nitrite Nitrogen	EPA 300.0	<0.025	mg/L	0.025	12/31/2011
Total Dissolved Solids (TDS)	SM 2540C	100	mg/L	10	1/4/2012
Aluminum	EPA 200.7	<0.045	mg/L	0.045	1/9/2012
Barium	EPA 200.7	0.022	mg/L	0.010	1/9/2012
Beryllium	EPA 200.7	<0.0010	mg/L	0.0010	1/9/2012
Bismuth	EPA 200.7	<0.10	mg/L	0.10	1/9/2012
Boron	EPA 200.7	<0.10	mg/L	0.10	1/9/2012
Cadmium	EPA 200.7	<0.0010	mg/L	0.0010	1/9/2012
Calcium	EPA 200.7	21	mg/L	0.50	1/9/2012
Chromium	EPA 200.7	<0.0050	mg/L	0.0050	1/9/2012
Cobalt	EPA 200.7	<0.010	mg/L	0.010	1/9/2012
Copper	EPA 200.7	<0.050	mg/L	0.050	1/9/2012
Gallium	EPA 200.7	<0.10	mg/L	0.10	1/9/2012

Customer Sample ID: SRK 0872 WK:48
WETLAB Sample ID: 1112489-008

Collect Date/Time: 12/30/2011 09:00
Receive Date: 12/30/2011 15:45

PROFILE II

Parameter	Method	Results	Units	Reporting Limit	Date Analyzed
Iron	EPA 200.7	<0.010	mg/L	0.010	1/9/2012
Lithium	EPA 200.7	<0.10	mg/L	0.10	1/9/2012
Magnesium	EPA 200.7	0.93	mg/L	0.50	1/9/2012
Manganese	EPA 200.7	<0.0050	mg/L	0.0050	1/9/2012
Molybdenum	EPA 200.7	0.25	mg/L	0.010	1/9/2012
Nickel	EPA 200.7	<0.010	mg/L	0.010	1/9/2012
Phosphorus	EPA 200.7	<0.50	mg/L	0.50	1/9/2012
Potassium	EPA 200.7	<0.50	mg/L	0.50	1/9/2012
Scandium	EPA 200.7	<0.10	mg/L	0.10	1/9/2012
Silver	EPA 200.7	<0.0050	mg/L	0.0050	1/9/2012
Sodium	EPA 200.7	<0.50	mg/L	0.50	1/9/2012
Strontium	EPA 200.7	<0.10	mg/L	0.10	1/9/2012
Tin	EPA 200.7	<0.10	mg/L	0.10	1/9/2012
Titanium	EPA 200.7	<0.10	mg/L	0.10	1/9/2012
Vanadium	EPA 200.7	<0.010	mg/L	0.010	1/9/2012
Zinc	EPA 200.7	<0.010	mg/L	0.010	1/9/2012
Mercury	EPA 200.8	<0.00010	mg/L	0.00010	1/6/2012
Antimony	EPA 200.8	<0.0025	mg/L	0.0025	1/6/2012
Arsenic	EPA 200.8	<0.0050	mg/L	0.0050	1/6/2012
Lead	EPA 200.8	<0.0025	mg/L	0.0025	1/6/2012
Selenium	EPA 200.8	<0.0050	mg/L	0.0050	1/6/2012
Thallium	EPA 200.8	<0.0010	mg/L	0.0010	1/6/2012
Uranium	EPA 200.8	<0.010	mg/L	0.010	1/6/2012
Anions	Calculation	1.05	meq/L	0.10	
Cations	Calculation	1.12	meq/L	0.10	
Error	Calculation	3.5	%	1.0	

Western Environmental Testing Laboratory
QC Report

QCBatchID	QCType	Parameter	Method	Result	Units
QC12010020	Blank 1	Fluoride	EPA 300.0	<0.10	mg/L
QC12010020	Blank 2	Fluoride	EPA 300.0	<0.10	mg/L
QC12010020	Blank 3	Fluoride	EPA 300.0	<0.10	mg/L
QC12010023	Blank 1	Chloride	EPA 300.0	<1.0	mg/L
QC12010023	Blank 2	Chloride	EPA 300.0	<1.0	mg/L
QC12010023	Blank 3	Chloride	EPA 300.0	<1.0	mg/L
QC12010025	Blank 1	Nitrite Nitrogen	EPA 300.0	<0.025	mg/L
QC12010025	Blank 2	Nitrite Nitrogen	EPA 300.0	<0.025	mg/L
QC12010025	Blank 3	Nitrite Nitrogen	EPA 300.0	<0.025	mg/L
QC12010026	Blank 1	Nitrite Nitrogen	EPA 300.0	<0.025	mg/L
QC12010026	Blank 2	Nitrite Nitrogen	EPA 300.0	<0.025	mg/L
QC12010026	Blank 3	Nitrite Nitrogen	EPA 300.0	<0.025	mg/L
QC12010028	Blank 1	Nitrate Nitrogen	EPA 300.0	<1.0	mg/L
QC12010028	Blank 2	Nitrate Nitrogen	EPA 300.0	<1.0	mg/L
QC12010028	Blank 3	Nitrate Nitrogen	EPA 300.0	<1.0	mg/L
QC12010031	Blank 1	Sulfate	EPA 300.0	<1.0	mg/L
QC12010031	Blank 2	Sulfate	EPA 300.0	<1.0	mg/L
QC12010031	Blank 3	Sulfate	EPA 300.0	<1.0	mg/L
QC12010099	Blank 1	Fluoride	EPA 300.0	<0.10	mg/L
QC12010099	Blank 2	Fluoride	EPA 300.0	<0.10	mg/L
QC12010099	Blank 3	Fluoride	EPA 300.0	<0.10	mg/L
QC12010100	Blank 1	Chloride	EPA 300.0	<1.0	mg/L
QC12010100	Blank 2	Chloride	EPA 300.0	<1.0	mg/L
QC12010100	Blank 3	Chloride	EPA 300.0	<1.0	mg/L
QC12010152	Blank 1	Total Dissolved Solids (TDS)	SM 2540C	<10	mg/L
QC12010152	Blank 2	Total Dissolved Solids (TDS)	SM 2540C	<10	mg/L
QC12010164	Blank 1	Mercury	EPA 200.8	<0.00010	mg/L
		Antimony	EPA 200.8	<0.0025	mg/L
		Arsenic	EPA 200.8	<0.0050	mg/L
		Lead	EPA 200.8	<0.0025	mg/L
		Selenium	EPA 200.8	<0.0050	mg/L
		Thallium	EPA 200.8	<0.0010	mg/L
		Uranium	EPA 200.8	<0.010	mg/L
QC12010165	Blank 1	Mercury	EPA 200.8	<0.00010	mg/L
		Antimony	EPA 200.8	<0.0025	mg/L
		Arsenic	EPA 200.8	<0.0050	mg/L
		Lead	EPA 200.8	<0.0025	mg/L
		Selenium	EPA 200.8	<0.0050	mg/L
		Thallium	EPA 200.8	<0.0010	mg/L
		Uranium	EPA 200.8	<0.010	mg/L
QC12010208	Blank 1	Aluminum	EPA 200.7	<0.045	mg/L
		Barium	EPA 200.7	<0.010	mg/L
		Beryllium	EPA 200.7	<0.0010	mg/L
		Bismuth	EPA 200.7	<0.10	mg/L
		Boron	EPA 200.7	<0.10	mg/L
		Cadmium	EPA 200.7	<0.0010	mg/L
		Calcium	EPA 200.7	<0.50	mg/L
		Chromium	EPA 200.7	<0.0050	mg/L
		Cobalt	EPA 200.7	<0.010	mg/L
		Copper	EPA 200.7	<0.050	mg/L

QCBatchID	QCType	Parameter	Method	Result	Units
		Gallium	EPA 200.7	<0.10	mg/L
		Iron	EPA 200.7	<0.010	mg/L
		Lithium	EPA 200.7	<0.10	mg/L
		Magnesium	EPA 200.7	<0.50	mg/L
		Manganese	EPA 200.7	<0.0050	mg/L
		Molybdenum	EPA 200.7	<0.010	mg/L
		Nickel	EPA 200.7	<0.010	mg/L
		Phosphorus	EPA 200.7	<0.50	mg/L
		Potassium	EPA 200.7	<0.50	mg/L
		Scandium	EPA 200.7	<0.10	mg/L
		Silver	EPA 200.7	<0.0050	mg/L
		Sodium	EPA 200.7	<0.50	mg/L
		Strontium	EPA 200.7	<0.10	mg/L
		Tin	EPA 200.7	<0.10	mg/L
		Titanium	EPA 200.7	<0.10	mg/L
		Vanadium	EPA 200.7	<0.010	mg/L
		Zinc	EPA 200.7	<0.010	mg/L
QC12010209	Blank 1	Aluminum	EPA 200.7	<0.045	mg/L
		Barium	EPA 200.7	<0.010	mg/L
		Beryllium	EPA 200.7	<0.0010	mg/L
		Bismuth	EPA 200.7	<0.10	mg/L
		Boron	EPA 200.7	<0.10	mg/L
		Cadmium	EPA 200.7	<0.0010	mg/L
		Calcium	EPA 200.7	<0.50	mg/L
		Chromium	EPA 200.7	<0.0050	mg/L
		Cobalt	EPA 200.7	<0.010	mg/L
		Copper	EPA 200.7	<0.050	mg/L
		Gallium	EPA 200.7	<0.10	mg/L
		Iron	EPA 200.7	<0.010	mg/L
		Lithium	EPA 200.7	<0.10	mg/L
		Magnesium	EPA 200.7	<0.50	mg/L
		Manganese	EPA 200.7	<0.0050	mg/L
		Molybdenum	EPA 200.7	<0.010	mg/L
		Nickel	EPA 200.7	<0.010	mg/L
		Phosphorus	EPA 200.7	<0.50	mg/L
		Potassium	EPA 200.7	<0.50	mg/L
		Scandium	EPA 200.7	<0.10	mg/L
		Silver	EPA 200.7	<0.0050	mg/L
		Sodium	EPA 200.7	<0.50	mg/L
		Strontium	EPA 200.7	<0.10	mg/L
		Tin	EPA 200.7	<0.10	mg/L
		Titanium	EPA 200.7	<0.10	mg/L
		Vanadium	EPA 200.7	<0.010	mg/L
		Zinc	EPA 200.7	<0.010	mg/L

QCBatchID	QCType	Parameter	Method	Result	Actual	% Recovery	Units
QC12010020	LCS 1	Fluoride	EPA 300.0	1.89	2.00	95	mg/L
QC12010023	LCS 1	Chloride	EPA 300.0	10.2	10.0	102	mg/L
QC12010025	LCS 1	Nitrite Nitrogen	EPA 300.0	0.506	0.500	101	mg/L
QC12010026	LCS 1	Nitrite Nitrogen	EPA 300.0	0.506	0.500	101	mg/L
QC12010028	LCS 1	Nitrate Nitrogen	EPA 300.0	2.02	2.00	101	mg/L
QC12010031	LCS 1	Sulfate	EPA 300.0	22.5	25.0	90	mg/L
QC12010048	LCS 1	pH	SM 4500-H+ B	7.00	7.00	100	pH Units
QC12010048	LCS 2	pH	SM 4500-H+ B	7.00	7.00	100	pH Units
QC12010048	LCS 3	pH	SM 4500-H+ B	7.00	7.00	100	pH Units
QC12010050	LCS 1	Alkalinity	SM 2320B	86.8	100	87	mg/L

QCBatchID	QCType	Parameter	Method	Result	Actual	% Recovery	Units
QC12010050	LCS 2	Alkalinity	SM 2320B	93.2	100	93	mg/L
QC12010050	LCS 3	Alkalinity	SM 2320B	93.6	100	94	mg/L
QC12010099	LCS 1	Fluoride	EPA 300.0	1.88	2.00	94	mg/L
QC12010100	LCS 1	Chloride	EPA 300.0	10.2	10.0	102	mg/L
QC12010152	LCS 1	Total Dissolved Solids (TDS)	SM 2540C	155	150	103	mg/L
QC12010152	LCS 2	Total Dissolved Solids (TDS)	SM 2540C	140	150	93	mg/L
QC12010164	LCS 1	Mercury	EPA 200.8	0.000981	0.001	98	mg/L
		Antimony	EPA 200.8	0.0102	0.010	102	mg/L
		Arsenic	EPA 200.8	0.0500	0.050	100	mg/L
		Lead	EPA 200.8	0.0100	0.010	100	mg/L
		Selenium	EPA 200.8	0.0499	0.050	100	mg/L
		Thallium	EPA 200.8	0.0099	0.010	99	mg/L
		Uranium	EPA 200.8	<0.0100	0.010	94	mg/L
QC12010165	LCS 1	Mercury	EPA 200.8	0.000981	0.001	98	mg/L
		Antimony	EPA 200.8	0.0102	0.010	102	mg/L
		Arsenic	EPA 200.8	0.0500	0.050	100	mg/L
		Lead	EPA 200.8	0.0100	0.010	100	mg/L
		Selenium	EPA 200.8	0.0499	0.050	100	mg/L
		Thallium	EPA 200.8	0.0099	0.010	99	mg/L
		Uranium	EPA 200.8	<0.0100	0.010	94	mg/L
QC12010208	LCS 1	Aluminum	EPA 200.7	0.991	1.00	99	mg/L
		Barium	EPA 200.7	0.981	1.00	98	mg/L
		Beryllium	EPA 200.7	0.988	1.00	99	mg/L
		Bismuth	EPA 200.7	0.990	1.00	99	mg/L
		Boron	EPA 200.7	0.933	1.00	93	mg/L
		Cadmium	EPA 200.7	0.981	1.00	98	mg/L
		Calcium	EPA 200.7	10.1	10.0	101	mg/L
		Chromium	EPA 200.7	0.955	1.00	96	mg/L
		Cobalt	EPA 200.7	0.961	1.00	96	mg/L
		Copper	EPA 200.7	4.68	5.00	94	mg/L
		Gallium	EPA 200.7	0.974	1.00	97	mg/L
		Iron	EPA 200.7	0.988	1.00	99	mg/L
		Lithium	EPA 200.7	0.975	1.00	98	mg/L
		Magnesium	EPA 200.7	9.78	10.0	98	mg/L
		Manganese	EPA 200.7	0.988	1.00	99	mg/L
		Molybdenum	EPA 200.7	0.997	1.00	100	mg/L
		Nickel	EPA 200.7	4.91	5.00	98	mg/L
		Phosphorus	EPA 200.7	4.84	5.00	97	mg/L
		Potassium	EPA 200.7	10.1	10.0	101	mg/L
		Scandium	EPA 200.7	0.976	1.00	98	mg/L
		Silver	EPA 200.7	0.084	0.090	94	mg/L
		Sodium	EPA 200.7	9.86	10.0	99	mg/L
		Strontium	EPA 200.7	0.998	1.00	100	mg/L
		Tin	EPA 200.7	0.978	1.00	98	mg/L
		Titanium	EPA 200.7	0.981	1.00	98	mg/L
		Vanadium	EPA 200.7	0.976	1.00	98	mg/L
		Zinc	EPA 200.7	0.981	1.00	98	mg/L
QC12010209	LCS 1	Aluminum	EPA 200.7	0.991	1.00	99	mg/L
		Barium	EPA 200.7	0.981	1.00	98	mg/L
		Beryllium	EPA 200.7	0.988	1.00	99	mg/L
		Bismuth	EPA 200.7	0.990	1.00	99	mg/L
		Boron	EPA 200.7	0.933	1.00	93	mg/L
		Cadmium	EPA 200.7	0.981	1.00	98	mg/L
		Calcium	EPA 200.7	10.1	10.0	101	mg/L
		Chromium	EPA 200.7	0.955	1.00	96	mg/L
		Cobalt	EPA 200.7	0.961	1.00	96	mg/L

QCBatchID	QCType	Parameter	Method	Result	Actual	% Recovery	Units
		Copper	EPA 200.7	4.68	5.00	94	mg/L
		Gallium	EPA 200.7	0.974	1.00	97	mg/L
		Iron	EPA 200.7	0.988	1.00	99	mg/L
		Lithium	EPA 200.7	0.975	1.00	98	mg/L
		Magnesium	EPA 200.7	9.78	10.0	98	mg/L
		Manganese	EPA 200.7	0.988	1.00	99	mg/L
		Molybdenum	EPA 200.7	0.997	1.00	100	mg/L
		Nickel	EPA 200.7	4.91	5.00	98	mg/L
		Phosphorus	EPA 200.7	4.84	5.00	97	mg/L
		Potassium	EPA 200.7	10.1	10.0	101	mg/L
		Scandium	EPA 200.7	0.976	1.00	98	mg/L
		Silver	EPA 200.7	0.084	0.090	94	mg/L
		Sodium	EPA 200.7	9.86	10.0	99	mg/L
		Strontium	EPA 200.7	0.998	1.00	100	mg/L
		Tin	EPA 200.7	0.978	1.00	98	mg/L
		Titanium	EPA 200.7	0.981	1.00	98	mg/L
		Vanadium	EPA 200.7	0.976	1.00	98	mg/L
		Zinc	EPA 200.7	0.981	1.00	98	mg/L

QCBatchID	QCType	Parameter	Method	Duplicate Sample	Sample Result	Duplicate Result		Units	RPD
QC12010048	Duplicate	pH	SM 4500-H+ B	1112482-002	6.26	6.31		pH Units	1 %
QC12010048	Duplicate	pH	SM 4500-H+ B	1112486-002	7.28	7.23		pH Units	1 %
QC12010048	Duplicate	pH	SM 4500-H+ B	1112488-003	7.72	7.74		pH Units	<1%
QC12010048	Duplicate	pH	SM 4500-H+ B	1112491-006	8.20	8.21		pH Units	<1%
QC12010048	Duplicate	pH	SM 4500-H+ B	1112489-004	7.44	7.57	Q	pH Units	2 %
QC12010050	Duplicate	Bicarbonate (HCO3)	SM 2320B	1112482-002	70.6	66.4		mg/L	6 %
		Carbonate (CO3)	SM 2320B	1112482-002	<1.000	<1.000		mg/L	<1%
		Hydroxide (OH)	SM 2320B	1112482-002	<1.000	<1.000		mg/L	<1%
		Total Alkalinity	SM 2320B	1112482-002	57.9	54.4		mg/L as CaCO3	6 %
QC12010050	Duplicate	Bicarbonate (HCO3)	SM 2320B	1112486-002	153	152		mg/L	1 %
		Carbonate (CO3)	SM 2320B	1112486-002	<1.000	<1.000		mg/L	<1%
		Hydroxide (OH)	SM 2320B	1112486-002	<1.000	<1.000		mg/L	<1%
		Total Alkalinity	SM 2320B	1112486-002	126	125		mg/L as CaCO3	1 %
QC12010050	Duplicate	Bicarbonate (HCO3)	SM 2320B	1112488-003	148	149		mg/L	<1%
		Carbonate (CO3)	SM 2320B	1112488-003	<1.000	<1.000		mg/L	<1%
		Hydroxide (OH)	SM 2320B	1112488-003	<1.000	<1.000		mg/L	<1%
		Total Alkalinity	SM 2320B	1112488-003	122	122		mg/L as CaCO3	<1%
QC12010050	Duplicate	Bicarbonate (HCO3)	SM 2320B	1112491-006	183	183		mg/L	<1%
		Carbonate (CO3)	SM 2320B	1112491-006	<1.000	<1.000		mg/L	<1%
		Hydroxide (OH)	SM 2320B	1112491-006	<1.000	<1.000		mg/L	<1%
		Total Alkalinity	SM 2320B	1112491-006	150	150		mg/L as CaCO3	<1%
QC12010050	Duplicate	Bicarbonate (HCO3)	SM 2320B	1112489-004	43.0	43.2		mg/L	1 %
		Carbonate (CO3)	SM 2320B	1112489-004	<1.000	<1.000		mg/L	<1%
		Hydroxide (OH)	SM 2320B	1112489-004	<1.000	<1.000		mg/L	<1%
		Total Alkalinity	SM 2320B	1112489-004	35.2	35.4		mg/L as CaCO3	1 %
QC12010152	Duplicate	Total Dissolved Solids (TDS)	SM 2540C	1112489-002	62.0	57.0		mg/L	8 %
QC12010152	Duplicate	Total Dissolved Solids (TDS)	SM 2540C	1112491-003	2476	2464		mg/L	<1%
QC12010152	Duplicate	Total Dissolved Solids (TDS)	SM 2540C	1112491-010	804	798		mg/L	1 %

QCBatchID	QCType	Parameter	Method	Spike Sample	Sample Result		MS Result	MSD Result	Spike Value	Units	MS % Rec.	MSD % Rec.	RPD
QC12010020	MS 1	Fluoride	EPA 300.0	1112403-003	<0.100		1.75	1.75	2.00	mg/L	90	90	<1%
QC12010020	MS 2	Fluoride	EPA 300.0	1112489-001	0.334		2.10	2.11	2.00	mg/L	88	89	<1%
QC12010023	MS 1	Chloride	EPA 300.0	1112403-003	<1.000		5.18	5.19	5.00	mg/L	102	103	<1%
QC12010023	MS 2	Chloride	EPA 300.0	1112489-001	<1.000		5.27	5.30	5.00	mg/L	104	104	1 %
QC12010025	MS 1	Nitrite Nitrogen	EPA 300.0	1112470-005	<0.025		0.496	0.518	0.500	mg/L	98	103	4 %
QC12010025	MS 2	Nitrite Nitrogen	EPA 300.0	1112470-012	<0.025		0.519	0.542	0.500	mg/L	103	107	4 %
QC12010026	MS 1	Nitrite Nitrogen	EPA 300.0	1112489-001	<0.025		0.531	0.536	0.500	mg/L	105	106	1 %
QC12010026	MS 2	Nitrite Nitrogen	EPA 300.0	1112491-002	<0.025		0.510	0.511	0.500	mg/L	101	101	<1%
QC12010028	MS 1	Nitrate Nitrogen	EPA 300.0	1112489-001	<1.000		2.12	2.14	2.00	mg/L	104	105	1 %
QC12010028	MS 2	Nitrate Nitrogen	EPA 300.0	1112491-002	<1.000		2.15	2.16	2.00	mg/L	105	106	<1%
QC12010031	MS 1	Sulfate	EPA 300.0	1112403-003	<1.000		9.08	9.10	10.0	mg/L	95	95	<1%
QC12010031	MS 2	Sulfate	EPA 300.0	1112489-001	33.2		41.8	41.8	10.0	mg/L	86	87	<1%
QC12010099	MS 1	Fluoride	EPA 300.0	1201024-001	<0.100		1.80	1.86	2.00	mg/L	92	95	3 %
QC12010099	MS 2	Fluoride	EPA 300.0	1112486-006	0.125		2.20	2.21	2.00	mg/L	87	88	<1%
QC12010100	MS 1	Chloride	EPA 300.0	1201024-001	<1.000		5.25	5.40	5.00	mg/L	104	107	3 %
QC12010100	MS 2	Chloride	EPA 300.0	1112486-006	2.37		7.53	7.64	5.00	mg/L	103	106	1 %
QC12010164	MS 1	Mercury	EPA 200.8	1201042-002	0.003576		0.004529	0.004927	0.001	mg/L	95	135	8 %
		Antimony	EPA 200.8	1201042-002	<0.0025		0.0124	0.0122	0.010	mg/L	106	103	2 %
		Arsenic	EPA 200.8	1201042-002	0.7137	SC	0.7447	0.7567	0.050	mg/L	NC	NC	NC
		Lead	EPA 200.8	1201042-002	<0.0025		0.0100	0.0105	0.010	mg/L	95	100	5 %
		Selenium	EPA 200.8	1201042-002	0.0059		0.0525	0.0547	0.050	mg/L	93	98	4 %
		Thallium	EPA 200.8	1201042-002	<0.0010		0.0092	0.0097	0.010	mg/L	92	97	5 %
		Uranium	EPA 200.8	1201042-002	<0.0100		<0.0100	0.0101	0.010	mg/L	95	101	#Erro
QC12010165	MS 1	Mercury	EPA 200.8	1201042-003	0.001996		0.003259	0.003208	0.001	mg/L	126	121	2 %
		Antimony	EPA 200.8	1201042-003	0.0029		0.0131	0.0137	0.010	mg/L	102	108	4 %
		Arsenic	EPA 200.8	1201042-003	0.2294		0.2891	0.2864	0.050	mg/L	120	114	1 %
		Lead	EPA 200.8	1201042-003	<0.0025		0.0109	0.0104	0.010	mg/L	106	101	5 %
		Selenium	EPA 200.8	1201042-003	0.0110		0.0586	0.0586	0.050	mg/L	95	95	<1%
		Thallium	EPA 200.8	1201042-003	<0.0010		0.0102	0.0097	0.010	mg/L	102	97	5 %
		Uranium	EPA 200.8	1201042-003	<0.0100		0.0107	0.0103	0.010	mg/L	107	103	4 %
QC12010208	MS 1	Aluminum	EPA 200.7	1201042-002	<0.045		0.944	0.943	1.00	mg/L	93	93	<1%
		Barium	EPA 200.7	1201042-002	0.051		0.995	1.00	1.00	mg/L	94	95	1 %
		Beryllium	EPA 200.7	1201042-002	<0.001		0.984	1.00	1.00	mg/L	98	100	2 %
		Bismuth	EPA 200.7	1201042-002	<0.100		0.901	0.906	1.00	mg/L	96	96	1 %
		Boron	EPA 200.7	1201042-002	0.681		1.61	1.63	1.00	mg/L	93	95	1 %
		Cadmium	EPA 200.7	1201042-002	0.377		1.30	1.30	1.00	mg/L	92	92	<1%
		Calcium	EPA 200.7	1201042-002	31.8		42.2	42.2	10.0	mg/L	104	104	<1%
		Chromium	EPA 200.7	1201042-002	0.007		0.928	0.932	1.00	mg/L	92	92	<1%
		Cobalt	EPA 200.7	1201042-002	0.068		0.923	0.942	1.00	mg/L	85	87	2 %
		Copper	EPA 200.7	1201042-002	29.9		34.1	33.8	5.00	mg/L	84	78	1 %
		Gallium	EPA 200.7	1201042-002	<0.100		0.881	0.879	1.00	mg/L	88	87	<1%
		Iron	EPA 200.7	1201042-002	0.103		1.04	1.05	1.00	mg/L	94	95	1 %
		Lithium	EPA 200.7	1201042-002	<0.100		1.03	1.04	1.00	mg/L	102	103	1 %
		Magnesium	EPA 200.7	1201042-002	<0.500		9.36	9.52	10.0	mg/L	91	93	2 %
		Manganese	EPA 200.7	1201042-002	0.105		1.05	1.06	1.00	mg/L	94	96	1 %
		Molybdenum	EPA 200.7	1201042-002	0.105		1.07	1.07	1.00	mg/L	97	97	<1%
		Nickel	EPA 200.7	1201042-002	0.040		4.69	4.75	5.00	mg/L	93	94	1 %
		Phosphorus	EPA 200.7	1201042-002	0.613		5.54	5.61	5.00	mg/L	99	100	1 %
		Potassium	EPA 200.7	1201042-002	9.34		21.9	21.9	10.0	mg/L	126	126	<1%
		Scandium	EPA 200.7	1201042-002	<0.100		0.973	0.983	1.00	mg/L	97	98	1 %
		Silver	EPA 200.7	1201042-002	0.022		0.109	0.109	0.090	mg/L	97	97	<1%
		Sodium	EPA 200.7	1201042-002	838	SC	845	881	10.0	mg/L	NC	NC	NC
		Strontium	EPA 200.7	1201042-002	0.467		1.47	1.45	1.00	mg/L	100	98	1 %
		Tin	EPA 200.7	1201042-002	<0.100		0.931	0.942	1.00	mg/L	95	96	1 %
		Titanium	EPA 200.7	1201042-002	<0.100		0.957	0.951	1.00	mg/L	95	95	1 %

QCBatchID	QCType	Parameter	Method	Spike Sample	Sample Result		MS Result	MSD Result	Spike Value	Units	MS % Rec.	MSD % Rec.	RPD
		Vanadium	EPA 200.7	1201042-002	0.378		1.33	1.34	1.00	mg/L	95	96	1 %
		Zinc	EPA 200.7	1201042-002	2.25		3.10	3.12	1.00	mg/L	85	87	1 %
QC12010209	MS 1	Aluminum	EPA 200.7	1201042-003	<0.045		0.935	0.932	1.00	mg/L	92	92	<1%
		Barium	EPA 200.7	1201042-003	0.107		1.05	1.05	1.00	mg/L	94	94	<1%
		Beryllium	EPA 200.7	1201042-003	<0.001		1.00	0.984	1.00	mg/L	100	98	2 %
		Bismuth	EPA 200.7	1201042-003	<0.100		0.889	0.891	1.00	mg/L	94	94	<1%
		Boron	EPA 200.7	1201042-003	0.390		1.35	1.34	1.00	mg/L	96	95	1 %
		Cadmium	EPA 200.7	1201042-003	0.123		1.08	1.08	1.00	mg/L	96	96	<1%
		Calcium	EPA 200.7	1201042-003	40.6		53.3	51.5	10.0	mg/L	127	109	3 %
		Chromium	EPA 200.7	1201042-003	0.006		0.911	0.908	1.00	mg/L	91	90	<1%
		Cobalt	EPA 200.7	1201042-003	0.024		0.849	0.868	1.00	mg/L	83	84	2 %
		Copper	EPA 200.7	1201042-003	29.3		35.6	33.7	5.00	mg/L	126	88	5 %
		Gallium	EPA 200.7	1201042-003	<0.100		0.864	0.868	1.00	mg/L	86	86	<1%
		Iron	EPA 200.7	1201042-003	0.332		1.12	1.13	1.00	mg/L	79	80	1 %
		Lithium	EPA 200.7	1201042-003	<0.100		1.05	1.04	1.00	mg/L	103	102	1 %
		Magnesium	EPA 200.7	1201042-003	<0.500		9.08	9.07	10.0	mg/L	90	90	<1%
		Manganese	EPA 200.7	1201042-003	0.033		0.992	0.993	1.00	mg/L	96	96	<1%
		Molybdenum	EPA 200.7	1201042-003	0.076		1.06	1.05	1.00	mg/L	98	97	1 %
		Nickel	EPA 200.7	1201042-003	0.030		4.68	4.69	5.00	mg/L	93	93	<1%
		Phosphorus	EPA 200.7	1201042-003	0.640		5.61	5.64	5.00	mg/L	99	100	1 %
		Potassium	EPA 200.7	1201042-003	14.7	M	28.5	27.4	10.0	mg/L	NC	NC	NC
		Scandium	EPA 200.7	1201042-003	<0.100		0.970	0.953	1.00	mg/L	97	95	2 %
		Silver	EPA 200.7	1201042-003	0.024		0.112	0.110	0.090	mg/L	98	95	2 %
		Sodium	EPA 200.7	1201042-003	1030	SC	1050	1000	10.0	mg/L	NC	NC	NC
		Strontium	EPA 200.7	1201042-003	0.682		1.71	1.67	1.00	mg/L	103	99	2 %
		Tin	EPA 200.7	1201042-003	<0.100		0.933	0.935	1.00	mg/L	95	95	<1%
		Titanium	EPA 200.7	1201042-003	<0.100		0.920	0.920	1.00	mg/L	92	92	<1%
		Vanadium	EPA 200.7	1201042-003	0.281		1.26	1.25	1.00	mg/L	98	97	1 %
		Zinc	EPA 200.7	1201042-003	2.22		3.30	3.22	1.00	mg/L	108	100	2 %

WETLAB
WESTERN ENVIRONMENTAL TESTING LABORATORY
Specializing in Soil, Hazardous Waste and Water Analysis.
475 E. Greg Street #119 | Sparks, Nevada 89431
tel (775) 355-0202 | fax (775) 355-0817 | www.WETLaboratory.com

Lab Number 1112489
Report Due Date: 1/16/12
Page 1 of 1

Client: McClelland Laboratories, Inc.
Address: 1016 Greg Street
City, State & Zip: Sparks, NV 89431
Contact: Gene McClelland
Phone: 775-356-1300 | Collector's Name: Robert
Fax: 775-356-8917 | Project Name:
P.O. Number: | Project Number: 3438
Email: mli@mettest.com

Turnaround Time: Standard ____ 5-Day ____ Other ____

Billing Address (if different than Client Address):
Company ____
Address ____
City, State & Zip ____
Contact ____
Phone ____
Fax ____
Email ____

Additional Information

Fax Results	Y	N	To: Client	Billing
Email Results	Y	N	To: Client	Billing
Compliance Monitoring	Y	N		
Fax Results to State EPA	Y	N		

Sample Type Codes

DW = Drinking Water	SD = Solid
WW = Wastewater	SO = Soil
SW = Surface Water	HW = Hazardous Waste
MW = Monitoring Well	OTHER: ____

SAMPLE ID/LOCATION	DATE	TIME	SAMPLE TYPE	NO. OF CONTAINERS	Profile II w/o Rad	Uranium	Spl. No.
604 669 Wk:48	12/30/11	9:00	WW	2	X	X	1
604 673							2
604 767							3
604 787							4
~~604 656~~							5
SRK 0854							6
SRK 0858							7
SRK 0867							8
SRK 0872							9

1112489 8

Instructions/Comments/Special Requirements:

SAMPLE RECEIPT	DATE	TIME	Samples Relinquished By	Samples Received By
Temperature 19 °C	12/30	15:45		
Custody Seals Intact? Y N (None)				
Number of Containers 18				

WETLAB'S Standard Terms and Conditions apply unless written agreements specify otherwise. Payment terms are Net 30.

To the maximum extent permitted by law, the Client agrees to limit the liability of WETLAB for the Client's damages to the total compesation received, unless other agreements are made in writing. This limitation shall apply regardless of the cause of action or legal theory pled or asserted.

301.2E

WETLAB
WESTERN ENVIRONMENTAL
TESTING LABORATORY

475 E. Greg Street #119 | Sparks, Nevada 89431 | tel (775) 355-0202 | fax (775) 355-0817 | www.WETLaboratory.com

12/20/2011

McClelland Laboratory
1016 Greg Street
Sparks, NV 89431
Attn: Gene McClelland

OrderID: *1112047*

Dear: Gene McClelland

This is to transmit the attached analytical report. The analytical data and information contained therein was generated using specified or selected methods contained in references, such as Standard Methods for the Examination of Water and Wastewater, 18th & 19th editions, Methods for Determination of Organic Compounds in Drinking Water, EPA-600/4-79-020, and Test Methods for Evaluation of Solid Waste, Physical/Chemical Methods (SW846) Third Edition.

The samples were received by WETLAB-Western Environmental Testing Laboratory in good condition on 12/2/2011. Additional comments are located on page 2 of this report.

If you should have any questions or comments regarding this report, please do not hesitate to call.

Sincerely,

Andy Smith
QA Manager

Western Environmental Testing Laboratory
Report Comments

McClelland Laboratory - 1112047

General Comments

On Sample 1112047-017 the result for Sulfate (as analyzed using EPA 300.0) was unexpectedly high when compared to the TDS results. Because of this, the results for Sulfur have been used to calculate a theoretical Sulfate result.

Specific Comments

Due to the sample matrix it was necessary to analyze the following at a dilution:
1112047-002 Potassium
1112047-005 Potassium
1112047-006 Iron
1112047-016 Potassium
1112047-017 Nitrite Nitrogen, Chloride
1112047-019 Iron
The reporting limits have been adjusted accordingly.

Due to a laboratory oversight the analysis for Total Dissolved Solids (TDS) on samples 1112047-002, 005, and 011 was performed past the EPA recommended holding time. We apologize for any inconvenience this may have caused.

Data Qualifier Legend

B -- Blank contamination; Analyte detected above the method reporting limit in an associated blank

HT -- Sample held beyond the accepted holding time

J -- The reported value is between the laboratory method detection limit and the laboratory practical quantitation limit

M -- Reported value is estimated; The sample matrix interfered with the analysis

N -- There was insufficient sample available to perform a spike and/or duplicate on this analytical batch.

NC -- Not calculated due to matrix interference

Q -- Reported value is estimated; The value failed to meet QC criteria for either precision or accuracy

SC -- Spike recovery not calculated. Sample concentration >4X the spike amount; therefore, the spike could not be adequately recovered.

Western Environmental Testing Laboratory
Analytical Report

McClelland Laboratory
1016 Greg Street
Sparks, NV 89431
Attn: Gene McClelland
Phone: (775) 356-1300 **Fax:** (775) 356-8917
PO\Project: *3438*

Date Printed: 12/20/2011
OrderID: *1112047*

Customer Sample ID: 604 562 WK:44
WETLAB Sample ID: 1112047-001

Collect Date/Time: 12/2/2011 09:00
Receive Date: 12/2/2011 16:05

PROFILE II

Parameter	Method	Results	Units	Reporting Limit	Date Analyzed
pH	SM 4500-H+ B	7.90	pH Units		12/2/2011
Bicarbonate (HCO3)	SM 2320B	72	mg/L	1.0	12/2/2011
Carbonate (CO3)	SM 2320B	<1.0	mg/L	1.0	12/2/2011
Hydroxide (OH)	SM 2320B	<1.0	mg/L	1.0	12/2/2011
Total Alkalinity	SM 2320B	59	mg/L as CaCO3	1.0	12/2/2011
Chloride	EPA 300.0	<1.00	mg/L	1.00	12/3/2011
Fluoride	EPA 300.0	0.59	mg/L	0.10	12/3/2011
Sulfate	EPA 300.0	35	mg/L	1.0	12/3/2011
Nitrate Nitrogen	EPA 300.0	<1.0	mg/L	1.0	12/3/2011
Nitrite Nitrogen	EPA 300.0	<0.025	mg/L	0.025	12/3/2011
Total Dissolved Solids (TDS)	SM 2540C	110	mg/L	10	12/6/2011
Aluminum	EPA 200.7	<0.045	mg/L	0.045	12/13/2011
Barium	EPA 200.7	0.015	mg/L	0.010	12/13/2011
Beryllium	EPA 200.7	<0.0010	mg/L	0.0010	12/13/2011
Bismuth	EPA 200.7	<0.10	mg/L	0.10	12/13/2011
Boron	EPA 200.7	<0.10	mg/L	0.10	12/13/2011
Cadmium	EPA 200.7	<0.0010	mg/L	0.0010	12/13/2011
Calcium	EPA 200.7	32	mg/L	0.50	12/13/2011
Chromium	EPA 200.7	<0.0050	mg/L	0.0050	12/13/2011
Cobalt	EPA 200.7	<0.010	mg/L	0.010	12/13/2011
Copper	EPA 200.7	<0.050	mg/L	0.050	12/13/2011
Gallium	EPA 200.7	<0.10	mg/L	0.10	12/13/2011
Iron	EPA 200.7	<0.010	mg/L	0.010	12/13/2011
Lithium	EPA 200.7	<0.10	mg/L	0.10	12/13/2011
Magnesium	EPA 200.7	5.2	mg/L	0.50	12/13/2011
Manganese	EPA 200.7	0.30	mg/L	0.0050	12/13/2011
Molybdenum	EPA 200.7	<0.010	mg/L	0.010	12/13/2011
Nickel	EPA 200.7	<0.010	mg/L	0.010	12/13/2011
Phosphorus	EPA 200.7	<0.50	mg/L	0.50	12/13/2011
Potassium	EPA 200.7	0.96	mg/L	0.50	12/13/2011

Customer Sample ID: 604 562 WK:44 **Collect Date/Time:** 12/2/2011 09:00
WETLAB Sample ID: 1112047-001 **Receive Date:** 12/2/2011 16:05

PROFILE II

Parameter	Method	Results	Units	Reporting Limit	Date Analyzed
Scandium	EPA 200.7	<0.10	mg/L	0.10	12/13/2011
Silver	EPA 200.7	<0.0050	mg/L	0.0050	12/13/2011
Sodium	EPA 200.7	<0.50	mg/L	0.50	12/13/2011
Strontium	EPA 200.7	0.23	mg/L	0.10	12/13/2011
Tin	EPA 200.7	<0.10	mg/L	0.10	12/13/2011
Titanium	EPA 200.7	<0.10	mg/L	0.10	12/13/2011
Vanadium	EPA 200.7	<0.010	mg/L	0.010	12/13/2011
Zinc	EPA 200.7	0.024	mg/L	0.010	12/13/2011
Mercury	EPA 200.8	<0.00010	mg/L	0.00010	12/13/2011
Antimony	EPA 200.8	<0.0025	mg/L	0.0025	12/13/2011
Arsenic	EPA 200.8	<0.0050	mg/L	0.0050	12/13/2011
Lead	EPA 200.8	<0.0025	mg/L	0.0025	12/13/2011
Selenium	EPA 200.8	<0.0050	mg/L	0.0050	12/13/2011
Thallium	EPA 200.8	<0.0010	mg/L	0.0010	12/13/2011
Uranium	EPA 200.8	<0.010	mg/L	0.010	12/13/2011
Anions	Calculation	1.94	meq/L	0.10	
Cations	Calculation	2.06	meq/L	0.10	
Error	Calculation	3.0	%	1.0	

Customer Sample ID: 604 569 WK:44 **Collect Date/Time:** 12/2/2011 09:00
WETLAB Sample ID: 1112047-002 **Receive Date:** 12/2/2011 16:05

PROFILE II

Parameter	Method	Results	Units	Reporting Limit	Date Analyzed
pH	SM 4500-H+ B	7.58	pH Units		12/2/2011
Bicarbonate (HCO3)	SM 2320B	31	mg/L	1.0	12/2/2011
Carbonate (CO3)	SM 2320B	<1.0	mg/L	1.0	12/2/2011
Hydroxide (OH)	SM 2320B	<1.0	mg/L	1.0	12/2/2011
Total Alkalinity	SM 2320B	26	mg/L as CaCO3	1.0	12/2/2011
Chloride	EPA 300.0	<1.00	mg/L	1.00	12/3/2011
Fluoride	EPA 300.0	0.79	mg/L	0.10	12/3/2011
Sulfate	EPA 300.0	9.7	mg/L	1.0	12/3/2011
Nitrate Nitrogen	EPA 300.0	<1.0	mg/L	1.0	12/3/2011
Nitrite Nitrogen	EPA 300.0	<0.025	mg/L	0.025	12/3/2011
Total Dissolved Solids (TDS)	SM 2540C	59 HT	mg/L	10	12/15/2011
Aluminum	EPA 200.7	0.074	mg/L	0.045	12/13/2011
Barium	EPA 200.7	<0.010	mg/L	0.010	12/13/2011
Beryllium	EPA 200.7	<0.0010	mg/L	0.0010	12/13/2011
Bismuth	EPA 200.7	<0.10	mg/L	0.10	12/13/2011
Boron	EPA 200.7	<0.10	mg/L	0.10	12/13/2011
Cadmium	EPA 200.7	<0.0010	mg/L	0.0010	12/13/2011

Customer Sample ID: 604 569 WK:44 **Collect Date/Time:** 12/2/2011 09:00
WETLAB Sample ID: 1112047-002 **Receive Date:** 12/2/2011 16:05

PROFILE II

Parameter	Method	Results	Units	Reporting Limit	Date Analyzed
Calcium	EPA 200.7	11	mg/L	0.50	12/13/2011
Chromium	EPA 200.7	<0.0050	mg/L	0.0050	12/13/2011
Cobalt	EPA 200.7	<0.010	mg/L	0.010	12/13/2011
Copper	EPA 200.7	<0.050	mg/L	0.050	12/13/2011
Gallium	EPA 200.7	<0.10	mg/L	0.10	12/13/2011
Iron	EPA 200.7	0.011	mg/L	0.010	12/13/2011
Lithium	EPA 200.7	<0.10	mg/L	0.10	12/13/2011
Magnesium	EPA 200.7	2.4	mg/L	0.50	12/13/2011
Manganese	EPA 200.7	0.052	mg/L	0.0050	12/13/2011
Molybdenum	EPA 200.7	<0.010	mg/L	0.010	12/13/2011
Nickel	EPA 200.7	<0.010	mg/L	0.010	12/13/2011
Phosphorus	EPA 200.7	<0.50	mg/L	0.50	12/13/2011
Potassium	EPA 200.7	<2.5	mg/L	2.5	12/13/2011
Scandium	EPA 200.7	<0.10	mg/L	0.10	12/13/2011
Silver	EPA 200.7	<0.0050	mg/L	0.0050	12/13/2011
Sodium	EPA 200.7	<0.50	mg/L	0.50	12/13/2011
Strontium	EPA 200.7	<0.10	mg/L	0.10	12/13/2011
Tin	EPA 200.7	<0.10	mg/L	0.10	12/13/2011
Titanium	EPA 200.7	<0.10	mg/L	0.10	12/13/2011
Vanadium	EPA 200.7	<0.010	mg/L	0.010	12/13/2011
Zinc	EPA 200.7	<0.010	mg/L	0.010	12/13/2011
Mercury	EPA 200.8	<0.00010	mg/L	0.00010	12/13/2011
Antimony	EPA 200.8	<0.0025	mg/L	0.0025	12/13/2011
Arsenic	EPA 200.8	<0.0050	mg/L	0.0050	12/13/2011
Lead	EPA 200.8	<0.0025	mg/L	0.0025	12/13/2011
Selenium	EPA 200.8	<0.0050	mg/L	0.0050	12/13/2011
Thallium	EPA 200.8	<0.0010	mg/L	0.0010	12/13/2011
Uranium	EPA 200.8	<0.010	mg/L	0.010	12/13/2011
Anions	Calculation	0.75	meq/L	0.10	
Cations	Calculation	0.76	meq/L	0.10	
Error	Calculation	<1.0	%	1.0	

Customer Sample ID: 604 606 WK:44 **Collect Date/Time:** 12/2/2011 09:00
WETLAB Sample ID: 1112047-003 **Receive Date:** 12/2/2011 16:05

PROFILE II

Parameter	Method	Results	Units	Reporting Limit	Date Analyzed
pH	SM 4500-H+ B	7.91	pH Units		12/2/2011
Bicarbonate (HCO3)	SM 2320B	61	mg/L	1.0	12/2/2011
Carbonate (CO3)	SM 2320B	<1.0	mg/L	1.0	12/2/2011
Hydroxide (OH)	SM 2320B	<1.0	mg/L	1.0	12/2/2011

Customer Sample ID: 604 606 WK:44 **Collect Date/Time:** 12/2/2011 09:00

WETLAB Sample ID: 1112047-003 **Receive Date:** 12/2/2011 16:05

PROFILE II

Parameter	Method	Results	Units	Reporting Limit	Date Analyzed
Total Alkalinity	SM 2320B	50	mg/L as CaCO3	1.0	12/2/2011
Chloride	EPA 300.0	<1.00	mg/L	1.00	12/3/2011
Fluoride	EPA 300.0	1.3	mg/L	0.10	12/3/2011
Sulfate	EPA 300.0	14	mg/L	1.0	12/3/2011
Nitrate Nitrogen	EPA 300.0	<1.0	mg/L	1.0	12/3/2011
Nitrite Nitrogen	EPA 300.0	<0.025	mg/L	0.025	12/3/2011
Total Dissolved Solids (TDS)	SM 2540C	60	mg/L	10	12/6/2011
Aluminum	EPA 200.7	0.050	mg/L	0.045	12/13/2011
Barium	EPA 200.7	0.030	mg/L	0.010	12/13/2011
Beryllium	EPA 200.7	<0.0010	mg/L	0.0010	12/13/2011
Bismuth	EPA 200.7	<0.10	mg/L	0.10	12/13/2011
Boron	EPA 200.7	<0.10	mg/L	0.10	12/13/2011
Cadmium	EPA 200.7	<0.0010	mg/L	0.0010	12/13/2011
Calcium	EPA 200.7	22	mg/L	0.50	12/13/2011
Chromium	EPA 200.7	<0.0050	mg/L	0.0050	12/13/2011
Cobalt	EPA 200.7	<0.010	mg/L	0.010	12/13/2011
Copper	EPA 200.7	<0.050	mg/L	0.050	12/13/2011
Gallium	EPA 200.7	<0.10	mg/L	0.10	12/13/2011
Iron	EPA 200.7	0.021	mg/L	0.010	12/13/2011
Lithium	EPA 200.7	<0.10	mg/L	0.10	12/13/2011
Magnesium	EPA 200.7	3.6	mg/L	0.50	12/13/2011
Manganese	EPA 200.7	0.041	mg/L	0.0050	12/13/2011
Molybdenum	EPA 200.7	<0.010	mg/L	0.010	12/13/2011
Nickel	EPA 200.7	<0.010	mg/L	0.010	12/13/2011
Phosphorus	EPA 200.7	<0.50	mg/L	0.50	12/13/2011
Potassium	EPA 200.7	1.3	mg/L	0.50	12/13/2011
Scandium	EPA 200.7	<0.10	mg/L	0.10	12/13/2011
Silver	EPA 200.7	<0.0050	mg/L	0.0050	12/13/2011
Sodium	EPA 200.7	0.62	mg/L	0.50	12/13/2011
Strontium	EPA 200.7	0.16	mg/L	0.10	12/13/2011
Tin	EPA 200.7	<0.10	mg/L	0.10	12/13/2011
Titanium	EPA 200.7	<0.10	mg/L	0.10	12/13/2011
Vanadium	EPA 200.7	<0.010	mg/L	0.010	12/13/2011
Zinc	EPA 200.7	<0.010	mg/L	0.010	12/13/2011
Mercury	EPA 200.8	<0.00010	mg/L	0.00010	12/13/2011
Antimony	EPA 200.8	<0.0025	mg/L	0.0025	12/13/2011
Arsenic	EPA 200.8	<0.0050	mg/L	0.0050	12/13/2011
Lead	EPA 200.8	<0.0025	mg/L	0.0025	12/13/2011
Selenium	EPA 200.8	<0.0050	mg/L	0.0050	12/13/2011
Thallium	EPA 200.8	<0.0010	mg/L	0.0010	12/13/2011
Uranium	EPA 200.8	<0.010	mg/L	0.010	12/13/2011

Customer Sample ID: 604 606 WK:44 **Collect Date/Time:** 12/2/2011 09:00
WETLAB Sample ID: 1112047-003 **Receive Date:** 12/2/2011 16:05

PROFILE II

Parameter	Method	Results	Units	Reporting Limit	Date Analyzed
Anions	Calculation	1.36	meq/L	0.10	
Cations	Calculation	1.46	meq/L	0.10	
Error	Calculation	3.6	%	1.0	

Customer Sample ID: 604 653 WK:44 **Collect Date/Time:** 12/2/2011 09:00
WETLAB Sample ID: 1112047-004 **Receive Date:** 12/2/2011 16:05

PROFILE II

Parameter	Method	Results	Units	Reporting Limit	Date Analyzed
pH	SM 4500-H+ B	7.79	pH Units		12/2/2011
Bicarbonate (HCO3)	SM 2320B	50	mg/L	1.0	12/2/2011
Carbonate (CO3)	SM 2320B	<1.0	mg/L	1.0	12/2/2011
Hydroxide (OH)	SM 2320B	<1.0	mg/L	1.0	12/2/2011
Total Alkalinity	SM 2320B	41	mg/L as CaCO3	1.0	12/2/2011
Chloride	EPA 300.0	<1.00	mg/L	1.00	12/3/2011
Fluoride	EPA 300.0	1.2	mg/L	0.10	12/3/2011
Sulfate	EPA 300.0	20	mg/L	1.0	12/3/2011
Nitrate Nitrogen	EPA 300.0	<1.0	mg/L	1.0	12/3/2011
Nitrite Nitrogen	EPA 300.0	<0.025	mg/L	0.025	12/3/2011
Total Dissolved Solids (TDS)	SM 2540C	72	mg/L	10	12/6/2011
Aluminum	EPA 200.7	0.051	mg/L	0.045	12/13/2011
Barium	EPA 200.7	0.070	mg/L	0.010	12/13/2011
Beryllium	EPA 200.7	<0.0010	mg/L	0.0010	12/13/2011
Bismuth	EPA 200.7	<0.10	mg/L	0.10	12/13/2011
Boron	EPA 200.7	<0.10	mg/L	0.10	12/13/2011
Cadmium	EPA 200.7	<0.0010	mg/L	0.0010	12/13/2011
Calcium	EPA 200.7	22	mg/L	0.50	12/13/2011
Chromium	EPA 200.7	<0.0050	mg/L	0.0050	12/13/2011
Cobalt	EPA 200.7	<0.010	mg/L	0.010	12/13/2011
Copper	EPA 200.7	<0.050	mg/L	0.050	12/13/2011
Gallium	EPA 200.7	<0.10	mg/L	0.10	12/13/2011
Iron	EPA 200.7	<0.010	mg/L	0.010	12/13/2011
Lithium	EPA 200.7	<0.10	mg/L	0.10	12/13/2011
Magnesium	EPA 200.7	1.7	mg/L	0.50	12/13/2011
Manganese	EPA 200.7	0.15	mg/L	0.0050	12/13/2011
Molybdenum	EPA 200.7	0.023	mg/L	0.010	12/13/2011
Nickel	EPA 200.7	<0.010	mg/L	0.010	12/13/2011
Phosphorus	EPA 200.7	<0.50	mg/L	0.50	12/13/2011
Potassium	EPA 200.7	1.5	mg/L	0.50	12/13/2011
Scandium	EPA 200.7	<0.10	mg/L	0.10	12/13/2011
Silver	EPA 200.7	<0.0050	mg/L	0.0050	12/13/2011

Customer Sample ID: 604 653 WK:44 **Collect Date/Time:** 12/2/2011 09:00
WETLAB Sample ID: 1112047-004 **Receive Date:** 12/2/2011 16:05

PROFILE II

Parameter	Method	Results	Units	Reporting Limit	Date Analyzed
Sodium	EPA 200.7	0.65	mg/L	0.50	12/13/2011
Strontium	EPA 200.7	0.13	mg/L	0.10	12/13/2011
Tin	EPA 200.7	<0.10	mg/L	0.10	12/13/2011
Titanium	EPA 200.7	<0.10	mg/L	0.10	12/13/2011
Vanadium	EPA 200.7	<0.010	mg/L	0.010	12/13/2011
Zinc	EPA 200.7	<0.010	mg/L	0.010	12/13/2011
Mercury	EPA 200.8	<0.00010	mg/L	0.00010	12/13/2011
Antimony	EPA 200.8	<0.0025	mg/L	0.0025	12/13/2011
Arsenic	EPA 200.8	<0.0050	mg/L	0.0050	12/13/2011
Lead	EPA 200.8	<0.0025	mg/L	0.0025	12/13/2011
Selenium	EPA 200.8	<0.0050	mg/L	0.0050	12/13/2011
Thallium	EPA 200.8	<0.0010	mg/L	0.0010	12/13/2011
Uranium	EPA 200.8	<0.010	mg/L	0.010	12/13/2011
Anions	Calculation	1.30	meq/L	0.10	
Cations	Calculation	1.32	meq/L	0.10	
Error	Calculation	<1.0	%	1.0	

Customer Sample ID: 604 656 WK:44 **Collect Date/Time:** 12/2/2011 09:00
WETLAB Sample ID: 1112047-005 **Receive Date:** 12/2/2011 16:05

PROFILE II

Parameter	Method	Results	Units	Reporting Limit	Date Analyzed
pH	SM 4500-H+ B	7.99	pH Units		12/2/2011
Bicarbonate (HCO3)	SM 2320B	76	mg/L	1.0	12/2/2011
Carbonate (CO3)	SM 2320B	<1.0	mg/L	1.0	12/2/2011
Hydroxide (OH)	SM 2320B	<1.0	mg/L	1.0	12/2/2011
Total Alkalinity	SM 2320B	62	mg/L as CaCO3	1.0	12/2/2011
Chloride	EPA 300.0	<1.00	mg/L	1.00	12/3/2011
Fluoride	EPA 300.0	1.3	mg/L	0.10	12/3/2011
Sulfate	EPA 300.0	17	mg/L	1.0	12/3/2011
Nitrate Nitrogen	EPA 300.0	<1.0	mg/L	1.0	12/3/2011
Nitrite Nitrogen	EPA 300.0	<0.025	mg/L	0.025	12/3/2011
Total Dissolved Solids (TDS)	SM 2540C	97 HT	mg/L	10	12/15/2011
Aluminum	EPA 200.7	<0.045	mg/L	0.045	12/13/2011
Barium	EPA 200.7	<0.010	mg/L	0.010	12/13/2011
Beryllium	EPA 200.7	<0.0010	mg/L	0.0010	12/13/2011
Bismuth	EPA 200.7	<0.10	mg/L	0.10	12/13/2011
Boron	EPA 200.7	<0.10	mg/L	0.10	12/13/2011
Cadmium	EPA 200.7	<0.0010	mg/L	0.0010	12/13/2011
Calcium	EPA 200.7	25	mg/L	0.50	12/13/2011
Chromium	EPA 200.7	<0.0050	mg/L	0.0050	12/13/2011

Customer Sample ID: 604 656 WK:44 **Collect Date/Time:** 12/2/2011 09:00
WETLAB Sample ID: 1112047-005 **Receive Date:** 12/2/2011 16:05

PROFILE II

Parameter	Method	Results	Units	Reporting Limit	Date Analyzed
Cobalt	EPA 200.7	<0.010	mg/L	0.010	12/13/2011
Copper	EPA 200.7	<0.050	mg/L	0.050	12/13/2011
Gallium	EPA 200.7	<0.10	mg/L	0.10	12/13/2011
Iron	EPA 200.7	<0.010	mg/L	0.010	12/13/2011
Lithium	EPA 200.7	<0.10	mg/L	0.10	12/13/2011
Magnesium	EPA 200.7	5.0	mg/L	0.50	12/13/2011
Manganese	EPA 200.7	0.077	mg/L	0.0050	12/13/2011
Molybdenum	EPA 200.7	0.052	mg/L	0.010	12/13/2011
Nickel	EPA 200.7	<0.010	mg/L	0.010	12/13/2011
Phosphorus	EPA 200.7	<0.50	mg/L	0.50	12/13/2011
Potassium	EPA 200.7	<2.5	mg/L	2.5	12/13/2011
Scandium	EPA 200.7	<0.10	mg/L	0.10	12/13/2011
Silver	EPA 200.7	<0.0050	mg/L	0.0050	12/13/2011
Sodium	EPA 200.7	<0.50	mg/L	0.50	12/13/2011
Strontium	EPA 200.7	0.23	mg/L	0.10	12/13/2011
Tin	EPA 200.7	<0.10	mg/L	0.10	12/13/2011
Titanium	EPA 200.7	<0.10	mg/L	0.10	12/13/2011
Vanadium	EPA 200.7	<0.010	mg/L	0.010	12/13/2011
Zinc	EPA 200.7	<0.010	mg/L	0.010	12/13/2011
Mercury	EPA 200.8	<0.00010	mg/L	0.00010	12/13/2011
Antimony	EPA 200.8	<0.0025	mg/L	0.0025	12/13/2011
Arsenic	EPA 200.8	<0.0050	mg/L	0.0050	12/13/2011
Lead	EPA 200.8	<0.0025	mg/L	0.0025	12/13/2011
Selenium	EPA 200.8	<0.0050	mg/L	0.0050	12/13/2011
Thallium	EPA 200.8	<0.0010	mg/L	0.0010	12/13/2011
Uranium	EPA 200.8	<0.010	mg/L	0.010	12/13/2011
Anions	Calculation	1.67	meq/L	0.10	
Cations	Calculation	1.68	meq/L	0.10	
Error	Calculation	<1.0	%	1.0	

Customer Sample ID: 604 669 WK:44 **Collect Date/Time:** 12/2/2011 09:00
WETLAB Sample ID: 1112047-006 **Receive Date:** 12/2/2011 16:05

PROFILE II

Parameter	Method	Results	Units	Reporting Limit	Date Analyzed
pH	SM 4500-H+ B	6.85	pH Units		12/2/2011
Bicarbonate (HCO3)	SM 2320B	6.3	mg/L	1.0	12/2/2011
Carbonate (CO3)	SM 2320B	<1.0	mg/L	1.0	12/2/2011
Hydroxide (OH)	SM 2320B	<1.0	mg/L	1.0	12/2/2011
Total Alkalinity	SM 2320B	5.2	mg/L as CaCO3	1.0	12/2/2011
Chloride	EPA 300.0	<1.00	mg/L	1.00	12/3/2011

Customer Sample ID: 604 669 WK:44 **Collect Date/Time:** 12/2/2011 09:00

WETLAB Sample ID: 1112047-006 **Receive Date:** 12/2/2011 16:05

PROFILE II

Parameter	Method	Results	Units	Reporting Limit	Date Analyzed
Fluoride	EPA 300.0	0.11	mg/L	0.10	12/3/2011
Sulfate	EPA 300.0	24	mg/L	1.0	12/3/2011
Nitrate Nitrogen	EPA 300.0	<1.0	mg/L	1.0	12/3/2011
Nitrite Nitrogen	EPA 300.0	<0.025	mg/L	0.025	12/3/2011
Total Dissolved Solids (TDS)	SM 2540C	40	mg/L	10	12/6/2011
Aluminum	EPA 200.7	0.070	mg/L	0.045	12/13/2011
Barium	EPA 200.7	0.12	mg/L	0.010	12/13/2011
Beryllium	EPA 200.7	<0.0010	mg/L	0.0010	12/13/2011
Bismuth	EPA 200.7	<0.10	mg/L	0.10	12/13/2011
Boron	EPA 200.7	<0.10	mg/L	0.10	12/13/2011
Cadmium	EPA 200.7	<0.0010	mg/L	0.0010	12/13/2011
Calcium	EPA 200.7	8.6	mg/L	0.50	12/13/2011
Chromium	EPA 200.7	<0.0050	mg/L	0.0050	12/13/2011
Cobalt	EPA 200.7	<0.010	mg/L	0.010	12/13/2011
Copper	EPA 200.7	<0.050	mg/L	0.050	12/13/2011
Gallium	EPA 200.7	<0.10	mg/L	0.10	12/13/2011
Iron	EPA 200.7	<0.050	mg/L	0.050	12/13/2011
Lithium	EPA 200.7	<0.10	mg/L	0.10	12/13/2011
Magnesium	EPA 200.7	1.7	mg/L	0.50	12/13/2011
Manganese	EPA 200.7	0.28	mg/L	0.0050	12/13/2011
Molybdenum	EPA 200.7	<0.010	mg/L	0.010	12/13/2011
Nickel	EPA 200.7	<0.010	mg/L	0.010	12/13/2011
Phosphorus	EPA 200.7	<0.50	mg/L	0.50	12/13/2011
Potassium	EPA 200.7	<0.50	mg/L	0.50	12/13/2011
Scandium	EPA 200.7	<0.10	mg/L	0.10	12/13/2011
Silver	EPA 200.7	<0.0050	mg/L	0.0050	12/13/2011
Sodium	EPA 200.7	1.8	mg/L	0.50	12/13/2011
Strontium	EPA 200.7	<0.10	mg/L	0.10	12/13/2011
Tin	EPA 200.7	<0.10	mg/L	0.10	12/13/2011
Titanium	EPA 200.7	<0.10	mg/L	0.10	12/13/2011
Vanadium	EPA 200.7	<0.010	mg/L	0.010	12/13/2011
Zinc	EPA 200.7	<0.010	mg/L	0.010	12/13/2011
Mercury	EPA 200.8	<0.00010	mg/L	0.00010	12/13/2011
Antimony	EPA 200.8	<0.0025	mg/L	0.0025	12/13/2011
Arsenic	EPA 200.8	<0.0050	mg/L	0.0050	12/13/2011
Lead	EPA 200.8	<0.0025	mg/L	0.0025	12/13/2011
Selenium	EPA 200.8	<0.0050	mg/L	0.0050	12/13/2011
Thallium	EPA 200.8	<0.0010	mg/L	0.0010	12/13/2011
Uranium	EPA 200.8	<0.010	mg/L	0.010	12/13/2011
Anions	Calculation	0.61	meq/L	0.10	
Cations	Calculation	0.67	meq/L	0.10	

Customer Sample ID: 604 669 WK:44 **Collect Date/Time:** 12/2/2011 09:00
WETLAB Sample ID: 1112047-006 **Receive Date:** 12/2/2011 16:05

PROFILE II

Parameter	Method	Results	Units	Reporting Limit	Date Analyzed
Error	Calculation	4.4	%	1.0	

Customer Sample ID: 604 673 WK:44 **Collect Date/Time:** 12/2/2011 09:00
WETLAB Sample ID: 1112047-007 **Receive Date:** 12/2/2011 16:05

PROFILE II

Parameter	Method	Results	Units	Reporting Limit	Date Analyzed
pH	SM 4500-H+ B	6.33	pH Units		12/2/2011
Bicarbonate (HCO3)	SM 2320B	1.7	mg/L	1.0	12/2/2011
Carbonate (CO3)	SM 2320B	<1.0	mg/L	1.0	12/2/2011
Hydroxide (OH)	SM 2320B	<1.0	mg/L	1.0	12/2/2011
Total Alkalinity	SM 2320B	1.4	mg/L as CaCO3	1.0	12/2/2011
Chloride	EPA 300.0	<1.00	mg/L	1.00	12/3/2011
Fluoride	EPA 300.0	0.40	mg/L	0.10	12/3/2011
Sulfate	EPA 300.0	14	mg/L	1.0	12/3/2011
Nitrate Nitrogen	EPA 300.0	<1.0	mg/L	1.0	12/3/2011
Nitrite Nitrogen	EPA 300.0	<0.025	mg/L	0.025	12/3/2011
Total Dissolved Solids (TDS)	SM 2540C	28	mg/L	10	12/6/2011
Aluminum	EPA 200.7	<0.045	mg/L	0.045	12/13/2011
Barium	EPA 200.7	0.048	mg/L	0.010	12/13/2011
Beryllium	EPA 200.7	<0.0010	mg/L	0.0010	12/13/2011
Bismuth	EPA 200.7	<0.10	mg/L	0.10	12/13/2011
Boron	EPA 200.7	<0.10	mg/L	0.10	12/13/2011
Cadmium	EPA 200.7	<0.0010	mg/L	0.0010	12/13/2011
Calcium	EPA 200.7	5.3	mg/L	0.50	12/13/2011
Chromium	EPA 200.7	<0.0050	mg/L	0.0050	12/13/2011
Cobalt	EPA 200.7	<0.010	mg/L	0.010	12/13/2011
Copper	EPA 200.7	<0.050	mg/L	0.050	12/13/2011
Gallium	EPA 200.7	<0.10	mg/L	0.10	12/13/2011
Iron	EPA 200.7	<0.010	mg/L	0.010	12/13/2011
Lithium	EPA 200.7	<0.10	mg/L	0.10	12/13/2011
Magnesium	EPA 200.7	0.74	mg/L	0.50	12/13/2011
Manganese	EPA 200.7	0.024	mg/L	0.0050	12/13/2011
Molybdenum	EPA 200.7	0.012	mg/L	0.010	12/13/2011
Nickel	EPA 200.7	<0.010	mg/L	0.010	12/13/2011
Phosphorus	EPA 200.7	<0.50	mg/L	0.50	12/13/2011
Potassium	EPA 200.7	1.2	mg/L	0.50	12/13/2011
Scandium	EPA 200.7	<0.10	mg/L	0.10	12/13/2011
Silver	EPA 200.7	<0.0050	mg/L	0.0050	12/13/2011
Sodium	EPA 200.7	0.52	mg/L	0.50	12/13/2011
Strontium	EPA 200.7	<0.10	mg/L	0.10	12/13/2011

Customer Sample ID: 604 673 WK:44 **Collect Date/Time:** 12/2/2011 09:00
WETLAB Sample ID: 1112047-007 **Receive Date:** 12/2/2011 16:05

PROFILE II

Parameter	Method	Results	Units	Reporting Limit	Date Analyzed
Tin	EPA 200.7	<0.10	mg/L	0.10	12/13/2011
Titanium	EPA 200.7	<0.10	mg/L	0.10	12/13/2011
Vanadium	EPA 200.7	<0.010	mg/L	0.010	12/13/2011
Zinc	EPA 200.7	0.014	mg/L	0.010	12/13/2011
Mercury	EPA 200.8	<0.00010	mg/L	0.00010	12/14/2011
Antimony	EPA 200.8	<0.0025	mg/L	0.0025	12/14/2011
Arsenic	EPA 200.8	<0.0050	mg/L	0.0050	12/14/2011
Lead	EPA 200.8	<0.0025	mg/L	0.0025	12/14/2011
Selenium	EPA 200.8	<0.0050	mg/L	0.0050	12/14/2011
Thallium	EPA 200.8	<0.0010	mg/L	0.0010	12/14/2011
Uranium	EPA 200.8	<0.010	mg/L	0.010	12/14/2011
Anions	Calculation	0.34	meq/L	0.10	
Cations	Calculation	0.38	meq/L	0.10	
Error	Calculation	5.5	%	1.0	

Customer Sample ID: 604 767 WK:44 **Collect Date/Time:** 12/2/2011 09:00
WETLAB Sample ID: 1112047-008 **Receive Date:** 12/2/2011 16:05

PROFILE II

Parameter	Method	Results	Units	Reporting Limit	Date Analyzed
pH	SM 4500-H+ B	7.54	pH Units		12/2/2011
Bicarbonate (HCO3)	SM 2320B	40	mg/L	1.0	12/2/2011
Carbonate (CO3)	SM 2320B	<1.0	mg/L	1.0	12/2/2011
Hydroxide (OH)	SM 2320B	<1.0	mg/L	1.0	12/2/2011
Total Alkalinity	SM 2320B	33	mg/L as CaCO3	1.0	12/2/2011
Chloride	EPA 300.0	<1.00	mg/L	1.00	12/3/2011
Fluoride	EPA 300.0	1.8	mg/L	0.10	12/3/2011
Sulfate	EPA 300.0	34	mg/L	1.0	12/3/2011
Nitrate Nitrogen	EPA 300.0	<1.0	mg/L	1.0	12/3/2011
Nitrite Nitrogen	EPA 300.0	<0.025	mg/L	0.025	12/3/2011
Total Dissolved Solids (TDS)	SM 2540C	63	mg/L	10	12/6/2011
Aluminum	EPA 200.7	<0.045	mg/L	0.045	12/13/2011
Barium	EPA 200.7	0.037	mg/L	0.010	12/13/2011
Beryllium	EPA 200.7	<0.0010	mg/L	0.0010	12/13/2011
Bismuth	EPA 200.7	<0.10	mg/L	0.10	12/13/2011
Boron	EPA 200.7	<0.10	mg/L	0.10	12/13/2011
Cadmium	EPA 200.7	<0.0010	mg/L	0.0010	12/13/2011
Calcium	EPA 200.7	20	mg/L	0.50	12/13/2011
Chromium	EPA 200.7	<0.0050	mg/L	0.0050	12/13/2011
Cobalt	EPA 200.7	<0.010	mg/L	0.010	12/13/2011
Copper	EPA 200.7	<0.050	mg/L	0.050	12/13/2011

Customer Sample ID: 604 767 WK:44 **Collect Date/Time:** 12/2/2011 09:00
WETLAB Sample ID: 1112047-008 **Receive Date:** 12/2/2011 16:05

PROFILE II

Parameter	Method	Results	Units	Reporting Limit	Date Analyzed
Gallium	EPA 200.7	<0.10	mg/L	0.10	12/13/2011
Iron	EPA 200.7	<0.010	mg/L	0.010	12/13/2011
Lithium	EPA 200.7	<0.10	mg/L	0.10	12/13/2011
Magnesium	EPA 200.7	5.7	mg/L	0.50	12/13/2011
Manganese	EPA 200.7	0.26	mg/L	0.0050	12/13/2011
Molybdenum	EPA 200.7	<0.010	mg/L	0.010	12/13/2011
Nickel	EPA 200.7	<0.010	mg/L	0.010	12/13/2011
Phosphorus	EPA 200.7	<0.50	mg/L	0.50	12/13/2011
Potassium	EPA 200.7	1.1	mg/L	0.50	12/13/2011
Scandium	EPA 200.7	<0.10	mg/L	0.10	12/13/2011
Silver	EPA 200.7	<0.0050	mg/L	0.0050	12/13/2011
Sodium	EPA 200.7	<0.50	mg/L	0.50	12/13/2011
Strontium	EPA 200.7	0.16	mg/L	0.10	12/13/2011
Tin	EPA 200.7	<0.10	mg/L	0.10	12/13/2011
Titanium	EPA 200.7	<0.10	mg/L	0.10	12/13/2011
Vanadium	EPA 200.7	<0.010	mg/L	0.010	12/13/2011
Zinc	EPA 200.7	0.021	mg/L	0.010	12/13/2011
Mercury	EPA 200.8	<0.00010	mg/L	0.00010	12/14/2011
Antimony	EPA 200.8	<0.0025	mg/L	0.0025	12/14/2011
Arsenic	EPA 200.8	<0.0050	mg/L	0.0050	12/14/2011
Lead	EPA 200.8	<0.0025	mg/L	0.0025	12/14/2011
Selenium	EPA 200.8	<0.0050	mg/L	0.0050	12/14/2011
Thallium	EPA 200.8	<0.0010	mg/L	0.0010	12/14/2011
Uranium	EPA 200.8	<0.010	mg/L	0.010	12/14/2011
Anions	Calculation	1.46	meq/L	0.10	
Cations	Calculation	1.51	meq/L	0.10	
Error	Calculation	1.6	%	1.0	

Customer Sample ID: 604 787 WK:44 **Collect Date/Time:** 12/2/2011 09:00
WETLAB Sample ID: 1112047-009 **Receive Date:** 12/2/2011 16:05

PROFILE II

Parameter	Method	Results	Units	Reporting Limit	Date Analyzed
pH	SM 4500-H+ B	7.86	pH Units		12/2/2011
Bicarbonate (HCO3)	SM 2320B	62	mg/L	1.0	12/2/2011
Carbonate (CO3)	SM 2320B	<1.0	mg/L	1.0	12/2/2011
Hydroxide (OH)	SM 2320B	<1.0	mg/L	1.0	12/2/2011
Total Alkalinity	SM 2320B	51	mg/L as CaCO3	1.0	12/2/2011
Chloride	EPA 300.0	<1.00	mg/L	1.00	12/3/2011
Fluoride	EPA 300.0	1.2	mg/L	0.10	12/3/2011
Sulfate	EPA 300.0	37	mg/L	1.0	12/3/2011

Customer Sample ID: 604 787 WK:44 **Collect Date/Time:** 12/2/2011 09:00

WETLAB Sample ID: 1112047-009 **Receive Date:** 12/2/2011 16:05

PROFILE II

Parameter	Method	Results	Units	Reporting Limit	Date Analyzed
Nitrate Nitrogen	EPA 300.0	<1.0	mg/L	1.0	12/3/2011
Nitrite Nitrogen	EPA 300.0	<0.025	mg/L	0.025	12/3/2011
Total Dissolved Solids (TDS)	SM 2540C	69	mg/L	10	12/6/2011
Aluminum	EPA 200.7	<0.045	mg/L	0.045	12/13/2011
Barium	EPA 200.7	0.011	mg/L	0.010	12/13/2011
Beryllium	EPA 200.7	<0.0010	mg/L	0.0010	12/13/2011
Bismuth	EPA 200.7	<0.10	mg/L	0.10	12/13/2011
Boron	EPA 200.7	<0.10	mg/L	0.10	12/13/2011
Cadmium	EPA 200.7	<0.0010	mg/L	0.0010	12/13/2011
Calcium	EPA 200.7	29	mg/L	0.50	12/13/2011
Chromium	EPA 200.7	<0.0050	mg/L	0.0050	12/13/2011
Cobalt	EPA 200.7	<0.010	mg/L	0.010	12/13/2011
Copper	EPA 200.7	<0.050	mg/L	0.050	12/13/2011
Gallium	EPA 200.7	<0.10	mg/L	0.10	12/13/2011
Iron	EPA 200.7	<0.010	mg/L	0.010	12/13/2011
Lithium	EPA 200.7	<0.10	mg/L	0.10	12/13/2011
Magnesium	EPA 200.7	5.0	mg/L	0.50	12/13/2011
Manganese	EPA 200.7	0.077	mg/L	0.0050	12/13/2011
Molybdenum	EPA 200.7	0.027	mg/L	0.010	12/13/2011
Nickel	EPA 200.7	<0.010	mg/L	0.010	12/13/2011
Phosphorus	EPA 200.7	<0.50	mg/L	0.50	12/13/2011
Potassium	EPA 200.7	1.0	mg/L	0.50	12/13/2011
Scandium	EPA 200.7	<0.10	mg/L	0.10	12/13/2011
Silver	EPA 200.7	<0.0050	mg/L	0.0050	12/13/2011
Sodium	EPA 200.7	<0.50	mg/L	0.50	12/13/2011
Strontium	EPA 200.7	0.18	mg/L	0.10	12/13/2011
Tin	EPA 200.7	<0.10	mg/L	0.10	12/13/2011
Titanium	EPA 200.7	<0.10	mg/L	0.10	12/13/2011
Vanadium	EPA 200.7	<0.010	mg/L	0.010	12/13/2011
Zinc	EPA 200.7	<0.010	mg/L	0.010	12/13/2011
Mercury	EPA 200.8	<0.00010	mg/L	0.00010	12/14/2011
Antimony	EPA 200.8	<0.0025	mg/L	0.0025	12/14/2011
Arsenic	EPA 200.8	<0.0050	mg/L	0.0050	12/14/2011
Lead	EPA 200.8	<0.0025	mg/L	0.0025	12/14/2011
Selenium	EPA 200.8	<0.0050	mg/L	0.0050	12/14/2011
Thallium	EPA 200.8	<0.0010	mg/L	0.0010	12/14/2011
Uranium	EPA 200.8	0.020	mg/L	0.010	12/14/2011
Anions	Calculation	1.85	meq/L	0.10	
Cations	Calculation	1.89	meq/L	0.10	
Error	Calculation	<1.0	%	1.0	

Customer Sample ID: 604 811 WK:44 **Collect Date/Time:** 12/2/2011 09:00

WETLAB Sample ID: 1112047-010 **Receive Date:** 12/2/2011 16:05

PROFILE II

Parameter	Method	Results	Units	Reporting Limit	Date Analyzed
pH	SM 4500-H+ B	8.01	pH Units		12/2/2011
Bicarbonate (HCO3)	SM 2320B	84	mg/L	1.0	12/2/2011
Carbonate (CO3)	SM 2320B	<1.0	mg/L	1.0	12/2/2011
Hydroxide (OH)	SM 2320B	<1.0	mg/L	1.0	12/2/2011
Total Alkalinity	SM 2320B	69	mg/L as CaCO3	1.0	12/2/2011
Chloride	EPA 300.0	<1.00	mg/L	1.00	12/3/2011
Fluoride	EPA 300.0	1.8	mg/L	0.10	12/3/2011
Sulfate	EPA 300.0	16	mg/L	1.0	12/3/2011
Nitrate Nitrogen	EPA 300.0	<1.0	mg/L	1.0	12/3/2011
Nitrite Nitrogen	EPA 300.0	<0.025	mg/L	0.025	12/3/2011
Total Dissolved Solids (TDS)	SM 2540C	47	mg/L	10	12/6/2011
Aluminum	EPA 200.7	<0.045	mg/L	0.045	12/13/2011
Barium	EPA 200.7	<0.010	mg/L	0.010	12/13/2011
Beryllium	EPA 200.7	<0.0010	mg/L	0.0010	12/13/2011
Bismuth	EPA 200.7	<0.10	mg/L	0.10	12/13/2011
Boron	EPA 200.7	<0.10	mg/L	0.10	12/13/2011
Cadmium	EPA 200.7	<0.0010	mg/L	0.0010	12/13/2011
Calcium	EPA 200.7	25	mg/L	0.50	12/13/2011
Chromium	EPA 200.7	<0.0050	mg/L	0.0050	12/13/2011
Cobalt	EPA 200.7	<0.010	mg/L	0.010	12/13/2011
Copper	EPA 200.7	<0.050	mg/L	0.050	12/13/2011
Gallium	EPA 200.7	<0.10	mg/L	0.10	12/13/2011
Iron	EPA 200.7	<0.010	mg/L	0.010	12/13/2011
Lithium	EPA 200.7	<0.10	mg/L	0.10	12/13/2011
Magnesium	EPA 200.7	6.6	mg/L	0.50	12/13/2011
Manganese	EPA 200.7	0.024	mg/L	0.0050	12/13/2011
Molybdenum	EPA 200.7	<0.010	mg/L	0.010	12/13/2011
Nickel	EPA 200.7	<0.010	mg/L	0.010	12/13/2011
Phosphorus	EPA 200.7	<0.50	mg/L	0.50	12/13/2011
Potassium	EPA 200.7	0.72	mg/L	0.50	12/13/2011
Scandium	EPA 200.7	<0.10	mg/L	0.10	12/13/2011
Silver	EPA 200.7	<0.0050	mg/L	0.0050	12/13/2011
Sodium	EPA 200.7	<0.50	mg/L	0.50	12/13/2011
Strontium	EPA 200.7	0.24	mg/L	0.10	12/13/2011
Tin	EPA 200.7	<0.10	mg/L	0.10	12/13/2011
Titanium	EPA 200.7	<0.10	mg/L	0.10	12/13/2011
Vanadium	EPA 200.7	<0.010	mg/L	0.010	12/13/2011
Zinc	EPA 200.7	<0.010	mg/L	0.010	12/13/2011
Mercury	EPA 200.8	<0.00010	mg/L	0.00010	12/14/2011
Antimony	EPA 200.8	<0.0025	mg/L	0.0025	12/14/2011
Arsenic	EPA 200.8	<0.0050	mg/L	0.0050	12/14/2011

Customer Sample ID: 604 811 WK:44 **Collect Date/Time:** 12/2/2011 09:00
WETLAB Sample ID: 1112047-010 **Receive Date:** 12/2/2011 16:05

PROFILE II

Parameter	Method	Results	Units	Reporting Limit	Date Analyzed
Lead	EPA 200.8	<0.0025	mg/L	0.0025	12/14/2011
Selenium	EPA 200.8	<0.0050	mg/L	0.0050	12/14/2011
Thallium	EPA 200.8	<0.0010	mg/L	0.0010	12/14/2011
Uranium	EPA 200.8	<0.010	mg/L	0.010	12/14/2011
Anions	Calculation	1.80	meq/L	0.10	
Cations	Calculation	1.81	meq/L	0.10	
Error	Calculation	<1.0	%	1.0	

Customer Sample ID: 604 854 WK:44 **Collect Date/Time:** 12/2/2011 09:00
WETLAB Sample ID: 1112047-011 **Receive Date:** 12/2/2011 16:05

PROFILE II

Parameter	Method	Results	Units	Reporting Limit	Date Analyzed
pH	SM 4500-H+ B	7.73	pH Units		12/2/2011
Bicarbonate (HCO3)	SM 2320B	50	mg/L	1.0	12/2/2011
Carbonate (CO3)	SM 2320B	<1.0	mg/L	1.0	12/2/2011
Hydroxide (OH)	SM 2320B	<1.0	mg/L	1.0	12/2/2011
Total Alkalinity	SM 2320B	41	mg/L as CaCO3	1.0	12/2/2011
Chloride	EPA 300.0	<1.00	mg/L	1.00	12/3/2011
Fluoride	EPA 300.0	1.8	mg/L	0.10	12/3/2011
Sulfate	EPA 300.0	32	mg/L	1.0	12/3/2011
Nitrate Nitrogen	EPA 300.0	<1.0	mg/L	1.0	12/3/2011
Nitrite Nitrogen	EPA 300.0	<0.025	mg/L	0.025	12/3/2011
Total Dissolved Solids (TDS)	SM 2540C	95 HT	mg/L	10	12/15/2011
Aluminum	EPA 200.7	<0.045	mg/L	0.045	12/13/2011
Barium	EPA 200.7	0.028	mg/L	0.010	12/13/2011
Beryllium	EPA 200.7	<0.0010	mg/L	0.0010	12/13/2011
Bismuth	EPA 200.7	<0.10	mg/L	0.10	12/13/2011
Boron	EPA 200.7	<0.10	mg/L	0.10	12/13/2011
Cadmium	EPA 200.7	<0.0010	mg/L	0.0010	12/13/2011
Calcium	EPA 200.7	23	mg/L	0.50	12/13/2011
Chromium	EPA 200.7	<0.0050	mg/L	0.0050	12/13/2011
Cobalt	EPA 200.7	<0.010	mg/L	0.010	12/13/2011
Copper	EPA 200.7	<0.050	mg/L	0.050	12/13/2011
Gallium	EPA 200.7	<0.10	mg/L	0.10	12/13/2011
Iron	EPA 200.7	<0.010	mg/L	0.010	12/13/2011
Lithium	EPA 200.7	<0.10	mg/L	0.10	12/13/2011
Magnesium	EPA 200.7	5.4	mg/L	0.50	12/13/2011
Manganese	EPA 200.7	0.084	mg/L	0.0050	12/13/2011
Molybdenum	EPA 200.7	0.031	mg/L	0.010	12/13/2011
Nickel	EPA 200.7	<0.010	mg/L	0.010	12/13/2011

Customer Sample ID: 604 854 WK:44 **Collect Date/Time:** 12/2/2011 09:00
WETLAB Sample ID: 1112047-011 **Receive Date:** 12/2/2011 16:05

PROFILE II

Parameter	Method	Results	Units	Reporting Limit	Date Analyzed
Phosphorus	EPA 200.7	<0.50	mg/L	0.50	12/13/2011
Potassium	EPA 200.7	1.3	mg/L	0.50	12/13/2011
Scandium	EPA 200.7	<0.10	mg/L	0.10	12/13/2011
Silver	EPA 200.7	<0.0050	mg/L	0.0050	12/13/2011
Sodium	EPA 200.7	<0.50	mg/L	0.50	12/13/2011
Strontium	EPA 200.7	0.13	mg/L	0.10	12/13/2011
Tin	EPA 200.7	<0.10	mg/L	0.10	12/13/2011
Titanium	EPA 200.7	<0.10	mg/L	0.10	12/13/2011
Vanadium	EPA 200.7	<0.010	mg/L	0.010	12/13/2011
Zinc	EPA 200.7	<0.010	mg/L	0.010	12/13/2011
Mercury	EPA 200.8	<0.00010	mg/L	0.00010	12/14/2011
Antimony	EPA 200.8	<0.0025	mg/L	0.0025	12/14/2011
Arsenic	EPA 200.8	<0.0050	mg/L	0.0050	12/14/2011
Lead	EPA 200.8	<0.0025	mg/L	0.0025	12/14/2011
Selenium	EPA 200.8	<0.0050	mg/L	0.0050	12/14/2011
Thallium	EPA 200.8	<0.0010	mg/L	0.0010	12/14/2011
Uranium	EPA 200.8	<0.010	mg/L	0.010	12/14/2011
Anions	Calculation	1.58	meq/L	0.10	
Cations	Calculation	1.63	meq/L	0.10	
Error	Calculation	1.5	%	1.0	

Customer Sample ID: 604 862 WK:44 **Collect Date/Time:** 12/2/2011 09:00
WETLAB Sample ID: 1112047-012 **Receive Date:** 12/2/2011 16:05

PROFILE II

Parameter	Method	Results	Units	Reporting Limit	Date Analyzed
pH	SM 4500-H+ B	8.15	pH Units		12/2/2011
Bicarbonate (HCO3)	SM 2320B	260	mg/L	1.0	12/2/2011
Carbonate (CO3)	SM 2320B	<1.0	mg/L	1.0	12/2/2011
Hydroxide (OH)	SM 2320B	<1.0	mg/L	1.0	12/2/2011
Total Alkalinity	SM 2320B	220	mg/L as CaCO3	1.0	12/2/2011
Chloride	EPA 300.0	<1.00	mg/L	1.00	12/3/2011
Fluoride	EPA 300.0	2.2	mg/L	0.10	12/3/2011
Sulfate	EPA 300.0	12	mg/L	1.0	12/3/2011
Nitrate Nitrogen	EPA 300.0	<1.0	mg/L	1.0	12/3/2011
Nitrite Nitrogen	EPA 300.0	<0.025	mg/L	0.025	12/3/2011
Total Dissolved Solids (TDS)	SM 2540C	200	mg/L	10	12/6/2011
Aluminum	EPA 200.7	<0.045	mg/L	0.045	12/13/2011
Barium	EPA 200.7	0.013	mg/L	0.010	12/13/2011
Beryllium	EPA 200.7	<0.0010	mg/L	0.0010	12/13/2011
Bismuth	EPA 200.7	<0.10	mg/L	0.10	12/13/2011

Customer Sample ID: 604 862 WK:44 **Collect Date/Time:** 12/2/2011 09:00
WETLAB Sample ID: 1112047-012 **Receive Date:** 12/2/2011 16:05

PROFILE II

Parameter	Method	Results	Units	Reporting Limit	Date Analyzed
Boron	EPA 200.7	<0.10	mg/L	0.10	12/13/2011
Cadmium	EPA 200.7	<0.0010	mg/L	0.0010	12/13/2011
Calcium	EPA 200.7	79	mg/L	0.50	12/13/2011
Chromium	EPA 200.7	<0.0050	mg/L	0.0050	12/13/2011
Cobalt	EPA 200.7	<0.010	mg/L	0.010	12/13/2011
Copper	EPA 200.7	<0.050	mg/L	0.050	12/13/2011
Gallium	EPA 200.7	<0.10	mg/L	0.10	12/13/2011
Iron	EPA 200.7	<0.010	mg/L	0.010	12/13/2011
Lithium	EPA 200.7	<0.10	mg/L	0.10	12/13/2011
Magnesium	EPA 200.7	10	mg/L	0.50	12/13/2011
Manganese	EPA 200.7	0.031	mg/L	0.0050	12/13/2011
Molybdenum	EPA 200.7	<0.010	mg/L	0.010	12/13/2011
Nickel	EPA 200.7	<0.010	mg/L	0.010	12/13/2011
Phosphorus	EPA 200.7	<0.50	mg/L	0.50	12/13/2011
Potassium	EPA 200.7	1.1	mg/L	0.50	12/13/2011
Scandium	EPA 200.7	<0.10	mg/L	0.10	12/13/2011
Silver	EPA 200.7	<0.0050	mg/L	0.0050	12/13/2011
Sodium	EPA 200.7	0.64	mg/L	0.50	12/13/2011
Strontium	EPA 200.7	0.55	mg/L	0.10	12/13/2011
Tin	EPA 200.7	<0.10	mg/L	0.10	12/13/2011
Titanium	EPA 200.7	<0.10	mg/L	0.10	12/13/2011
Vanadium	EPA 200.7	0.012	mg/L	0.010	12/13/2011
Zinc	EPA 200.7	<0.010	mg/L	0.010	12/13/2011
Mercury	EPA 200.8	<0.00010	mg/L	0.00010	12/14/2011
Antimony	EPA 200.8	<0.0025	mg/L	0.0025	12/14/2011
Arsenic	EPA 200.8	<0.0050	mg/L	0.0050	12/14/2011
Lead	EPA 200.8	<0.0025	mg/L	0.0025	12/14/2011
Selenium	EPA 200.8	<0.0050	mg/L	0.0050	12/14/2011
Thallium	EPA 200.8	<0.0010	mg/L	0.0010	12/14/2011
Uranium	EPA 200.8	<0.010	mg/L	0.010	12/14/2011
Anions	Calculation	4.63	meq/L	0.10	
Cations	Calculation	4.82	meq/L	0.10	
Error	Calculation	2.1	%	1.0	

Customer Sample ID: 604 867 WK:44 **Collect Date/Time:** 12/2/2011 09:00
WETLAB Sample ID: 1112047-013 **Receive Date:** 12/2/2011 16:05

PROFILE II

Parameter	Method	Results	Units	Reporting Limit	Date Analyzed
pH	SM 4500-H+ B	7.83	pH Units		12/2/2011
Bicarbonate (HCO3)	SM 2320B	88	mg/L	1.0	12/2/2011

Customer Sample ID: 604 867 WK:44
WETLAB Sample ID: 1112047-013

Collect Date/Time: 12/2/2011 09:00
Receive Date: 12/2/2011 16:05

PROFILE II

Parameter	Method	Results	Units	Reporting Limit	Date Analyzed
Carbonate (CO3)	SM 2320B	<1.0	mg/L	1.0	12/2/2011
Hydroxide (OH)	SM 2320B	<1.0	mg/L	1.0	12/2/2011
Total Alkalinity	SM 2320B	72	mg/L as CaCO3	1.0	12/2/2011
Chloride	EPA 300.0	<1.00	mg/L	1.00	12/4/2011
Fluoride	EPA 300.0	1.4	mg/L	0.10	12/4/2011
Sulfate	EPA 300.0	76	mg/L	1.0	12/4/2011
Nitrate Nitrogen	EPA 300.0	<1.0	mg/L	1.0	12/4/2011
Nitrite Nitrogen	EPA 300.0	<0.025	mg/L	0.025	12/4/2011
Total Dissolved Solids (TDS)	SM 2540C	180	mg/L	10	12/6/2011
Aluminum	EPA 200.7	<0.045	mg/L	0.045	12/13/2011
Barium	EPA 200.7	<0.010	mg/L	0.010	12/13/2011
Beryllium	EPA 200.7	<0.0010	mg/L	0.0010	12/13/2011
Bismuth	EPA 200.7	<0.10	mg/L	0.10	12/13/2011
Boron	EPA 200.7	<0.10	mg/L	0.10	12/13/2011
Cadmium	EPA 200.7	<0.0010	mg/L	0.0010	12/13/2011
Calcium	EPA 200.7	59	mg/L	0.50	12/13/2011
Chromium	EPA 200.7	<0.0050	mg/L	0.0050	12/13/2011
Cobalt	EPA 200.7	<0.010	mg/L	0.010	12/13/2011
Copper	EPA 200.7	0.067	mg/L	0.050	12/13/2011
Gallium	EPA 200.7	<0.10	mg/L	0.10	12/13/2011
Iron	EPA 200.7	<0.010	mg/L	0.010	12/13/2011
Lithium	EPA 200.7	<0.10	mg/L	0.10	12/13/2011
Magnesium	EPA 200.7	3.4	mg/L	0.50	12/13/2011
Manganese	EPA 200.7	0.062	mg/L	0.0050	12/13/2011
Molybdenum	EPA 200.7	<0.010	mg/L	0.010	12/13/2011
Nickel	EPA 200.7	<0.010	mg/L	0.010	12/13/2011
Phosphorus	EPA 200.7	<0.50	mg/L	0.50	12/13/2011
Potassium	EPA 200.7	0.89	mg/L	0.50	12/13/2011
Scandium	EPA 200.7	<0.10	mg/L	0.10	12/13/2011
Silver	EPA 200.7	<0.0050	mg/L	0.0050	12/13/2011
Sodium	EPA 200.7	<0.50	mg/L	0.50	12/13/2011
Strontium	EPA 200.7	0.24	mg/L	0.10	12/13/2011
Tin	EPA 200.7	<0.10	mg/L	0.10	12/13/2011
Titanium	EPA 200.7	<0.10	mg/L	0.10	12/13/2011
Vanadium	EPA 200.7	<0.010	mg/L	0.010	12/13/2011
Zinc	EPA 200.7	<0.010	mg/L	0.010	12/13/2011
Mercury	EPA 200.8	<0.00010	mg/L	0.00010	12/14/2011
Antimony	EPA 200.8	<0.0025	mg/L	0.0025	12/14/2011
Arsenic	EPA 200.8	<0.0050	mg/L	0.0050	12/14/2011
Lead	EPA 200.8	<0.0025	mg/L	0.0025	12/14/2011
Selenium	EPA 200.8	<0.0050	mg/L	0.0050	12/14/2011

Customer Sample ID: 604 867 WK:44 **Collect Date/Time:** 12/2/2011 09:00
WETLAB Sample ID: 1112047-013 **Receive Date:** 12/2/2011 16:05

PROFILE II

Parameter	Method	Results	Units	Reporting Limit	Date Analyzed
Thallium	EPA 200.8	<0.0010	mg/L	0.0010	12/14/2011
Uranium	EPA 200.8	<0.010	mg/L	0.010	12/14/2011
Anions	Calculation	3.10	meq/L	0.10	
Cations	Calculation	3.25	meq/L	0.10	
Error	Calculation	2.4	%	1.0	

Customer Sample ID: 605 033 WK:44 **Collect Date/Time:** 12/2/2011 09:00
WETLAB Sample ID: 1112047-014 **Receive Date:** 12/2/2011 16:05

PROFILE II

Parameter	Method	Results	Units	Reporting Limit	Date Analyzed
pH	SM 4500-H+ B	7.74	pH Units		12/2/2011
Bicarbonate (HCO3)	SM 2320B	46	mg/L	1.0	12/2/2011
Carbonate (CO3)	SM 2320B	<1.0	mg/L	1.0	12/2/2011
Hydroxide (OH)	SM 2320B	<1.0	mg/L	1.0	12/2/2011
Total Alkalinity	SM 2320B	38	mg/L as CaCO3	1.0	12/2/2011
Chloride	EPA 300.0	<1.00	mg/L	1.00	12/4/2011
Fluoride	EPA 300.0	1.6	mg/L	0.10	12/4/2011
Sulfate	EPA 300.0	12	mg/L	1.0	12/4/2011
Nitrate Nitrogen	EPA 300.0	<1.0	mg/L	1.0	12/4/2011
Nitrite Nitrogen	EPA 300.0	<0.025	mg/L	0.025	12/4/2011
Total Dissolved Solids (TDS)	SM 2540C	55	mg/L	10	12/6/2011
Aluminum	EPA 200.7	0.055	mg/L	0.045	12/13/2011
Barium	EPA 200.7	0.012	mg/L	0.010	12/13/2011
Beryllium	EPA 200.7	<0.0010	mg/L	0.0010	12/13/2011
Bismuth	EPA 200.7	<0.10	mg/L	0.10	12/13/2011
Boron	EPA 200.7	<0.10	mg/L	0.10	12/13/2011
Cadmium	EPA 200.7	<0.0010	mg/L	0.0010	12/13/2011
Calcium	EPA 200.7	21	mg/L	0.50	12/13/2011
Chromium	EPA 200.7	<0.0050	mg/L	0.0050	12/13/2011
Cobalt	EPA 200.7	<0.010	mg/L	0.010	12/13/2011
Copper	EPA 200.7	<0.050	mg/L	0.050	12/13/2011
Gallium	EPA 200.7	<0.10	mg/L	0.10	12/13/2011
Iron	EPA 200.7	<0.010	mg/L	0.010	12/13/2011
Lithium	EPA 200.7	<0.10	mg/L	0.10	12/13/2011
Magnesium	EPA 200.7	0.98	mg/L	0.50	12/13/2011
Manganese	EPA 200.7	0.058	mg/L	0.0050	12/13/2011
Molybdenum	EPA 200.7	0.016	mg/L	0.010	12/13/2011
Nickel	EPA 200.7	<0.010	mg/L	0.010	12/13/2011
Phosphorus	EPA 200.7	<0.50	mg/L	0.50	12/13/2011
Potassium	EPA 200.7	1.1	mg/L	0.50	12/13/2011

Customer Sample ID: 605 033 WK:44 **Collect Date/Time:** 12/2/2011 09:00
WETLAB Sample ID: 1112047-014 **Receive Date:** 12/2/2011 16:05

PROFILE II

Parameter	Method	Results	Units	Reporting Limit	Date Analyzed
Scandium	EPA 200.7	<0.10	mg/L	0.10	12/13/2011
Silver	EPA 200.7	<0.0050	mg/L	0.0050	12/13/2011
Sodium	EPA 200.7	0.52	mg/L	0.50	12/13/2011
Strontium	EPA 200.7	0.12	mg/L	0.10	12/13/2011
Tin	EPA 200.7	<0.10	mg/L	0.10	12/13/2011
Titanium	EPA 200.7	<0.10	mg/L	0.10	12/13/2011
Vanadium	EPA 200.7	<0.010	mg/L	0.010	12/13/2011
Zinc	EPA 200.7	<0.010	mg/L	0.010	12/13/2011
Mercury	EPA 200.8	<0.00010	mg/L	0.00010	12/14/2011
Antimony	EPA 200.8	<0.0025	mg/L	0.0025	12/14/2011
Arsenic	EPA 200.8	<0.0050	mg/L	0.0050	12/14/2011
Lead	EPA 200.8	<0.0025	mg/L	0.0025	12/14/2011
Selenium	EPA 200.8	<0.0050	mg/L	0.0050	12/14/2011
Thallium	EPA 200.8	<0.0010	mg/L	0.0010	12/14/2011
Uranium	EPA 200.8	<0.010	mg/L	0.010	12/14/2011
Anions	Calculation	1.09	meq/L	0.10	
Cations	Calculation	1.19	meq/L	0.10	
Error	Calculation	4.4	%	1.0	

Customer Sample ID: 605 153 WK:44 **Collect Date/Time:** 12/2/2011 09:00
WETLAB Sample ID: 1112047-015 **Receive Date:** 12/2/2011 16:05

PROFILE II

Parameter	Method	Results	Units	Reporting Limit	Date Analyzed
pH	SM 4500-H+ B	7.70	pH Units		12/2/2011
Bicarbonate (HCO3)	SM 2320B	37	mg/L	1.0	12/2/2011
Carbonate (CO3)	SM 2320B	<1.0	mg/L	1.0	12/2/2011
Hydroxide (OH)	SM 2320B	<1.0	mg/L	1.0	12/2/2011
Total Alkalinity	SM 2320B	30	mg/L as CaCO3	1.0	12/2/2011
Chloride	EPA 300.0	<1.00	mg/L	1.00	12/4/2011
Fluoride	EPA 300.0	0.91	mg/L	0.10	12/4/2011
Sulfate	EPA 300.0	9.3	mg/L	1.0	12/4/2011
Nitrate Nitrogen	EPA 300.0	<1.0	mg/L	1.0	12/4/2011
Nitrite Nitrogen	EPA 300.0	<0.025	mg/L	0.025	12/4/2011
Total Dissolved Solids (TDS)	SM 2540C	32	mg/L	10	12/6/2011
Aluminum	EPA 200.7	0.065	mg/L	0.045	12/13/2011
Barium	EPA 200.7	0.094	mg/L	0.010	12/13/2011
Beryllium	EPA 200.7	<0.0010	mg/L	0.0010	12/13/2011
Bismuth	EPA 200.7	<0.10	mg/L	0.10	12/13/2011
Boron	EPA 200.7	<0.10	mg/L	0.10	12/13/2011
Cadmium	EPA 200.7	<0.0010	mg/L	0.0010	12/13/2011

Customer Sample ID: 605 153 WK:44 **Collect Date/Time:** 12/2/2011 09:00
WETLAB Sample ID: 1112047-015 **Receive Date:** 12/2/2011 16:05

PROFILE II

Parameter	Method	Results	Units	Reporting Limit	Date Analyzed
Calcium	EPA 200.7	14	mg/L	0.50	12/13/2011
Chromium	EPA 200.7	<0.0050	mg/L	0.0050	12/13/2011
Cobalt	EPA 200.7	<0.010	mg/L	0.010	12/13/2011
Copper	EPA 200.7	<0.050	mg/L	0.050	12/13/2011
Gallium	EPA 200.7	<0.10	mg/L	0.10	12/13/2011
Iron	EPA 200.7	0.015	mg/L	0.010	12/13/2011
Lithium	EPA 200.7	<0.10	mg/L	0.10	12/13/2011
Magnesium	EPA 200.7	1.3	mg/L	0.50	12/13/2011
Manganese	EPA 200.7	0.034	mg/L	0.0050	12/13/2011
Molybdenum	EPA 200.7	0.011	mg/L	0.010	12/13/2011
Nickel	EPA 200.7	<0.010	mg/L	0.010	12/13/2011
Phosphorus	EPA 200.7	<0.50	mg/L	0.50	12/13/2011
Potassium	EPA 200.7	0.98	mg/L	0.50	12/13/2011
Scandium	EPA 200.7	<0.10	mg/L	0.10	12/13/2011
Silver	EPA 200.7	<0.0050	mg/L	0.0050	12/13/2011
Sodium	EPA 200.7	0.60	mg/L	0.50	12/13/2011
Strontium	EPA 200.7	0.66	mg/L	0.10	12/13/2011
Tin	EPA 200.7	<0.10	mg/L	0.10	12/13/2011
Titanium	EPA 200.7	<0.10	mg/L	0.10	12/13/2011
Vanadium	EPA 200.7	<0.010	mg/L	0.010	12/13/2011
Zinc	EPA 200.7	<0.010	mg/L	0.010	12/13/2011
Mercury	EPA 200.8	<0.00010	mg/L	0.00010	12/14/2011
Antimony	EPA 200.8	<0.0025	mg/L	0.0025	12/14/2011
Arsenic	EPA 200.8	<0.0050	mg/L	0.0050	12/14/2011
Lead	EPA 200.8	<0.0025	mg/L	0.0025	12/14/2011
Selenium	EPA 200.8	<0.0050	mg/L	0.0050	12/14/2011
Thallium	EPA 200.8	<0.0010	mg/L	0.0010	12/14/2011
Uranium	EPA 200.8	<0.010	mg/L	0.010	12/14/2011
Anions	Calculation	0.85	meq/L	0.10	
Cations	Calculation	0.87	meq/L	0.10	
Error	Calculation	1.1	%	1.0	

Customer Sample ID: SRK 0854 WK:44 **Collect Date/Time:** 12/2/2011 09:00
WETLAB Sample ID: 1112047-016 **Receive Date:** 12/2/2011 16:05

PROFILE II

Parameter	Method	Results	Units	Reporting Limit	Date Analyzed
pH	SM 4500-H+ B	4.99	pH Units		12/2/2011
Bicarbonate (HCO3)	SM 2320B	<1.0	mg/L	1.0	12/2/2011
Carbonate (CO3)	SM 2320B	<1.0	mg/L	1.0	12/2/2011
Hydroxide (OH)	SM 2320B	<1.0	mg/L	1.0	12/2/2011

Customer Sample ID: SRK 0854 WK:44 **Collect Date/Time:** 12/2/2011 09:00

WETLAB Sample ID: 1112047-016 **Receive Date:** 12/2/2011 16:05

PROFILE II

Parameter	Method	Results	Units	Reporting Limit	Date Analyzed
Total Alkalinity	SM 2320B	<1.0	mg/L as CaCO3	1.0	12/2/2011
Chloride	EPA 300.0	<1.00	mg/L	1.00	12/4/2011
Fluoride	EPA 300.0	0.17	mg/L	0.10	12/4/2011
Sulfate	EPA 300.0	94	mg/L	1.0	12/4/2011
Nitrate Nitrogen	EPA 300.0	<1.0	mg/L	1.0	12/4/2011
Nitrite Nitrogen	EPA 300.0	<0.025	mg/L	0.025	12/4/2011
Total Dissolved Solids (TDS)	SM 2540C	170	mg/L	10	12/6/2011
Aluminum	EPA 200.7	0.099	mg/L	0.045	12/13/2011
Barium	EPA 200.7	0.022	mg/L	0.010	12/13/2011
Beryllium	EPA 200.7	<0.0010	mg/L	0.0010	12/13/2011
Bismuth	EPA 200.7	<0.10	mg/L	0.10	12/13/2011
Boron	EPA 200.7	<0.10	mg/L	0.10	12/13/2011
Cadmium	EPA 200.7	0.0022	mg/L	0.0010	12/13/2011
Calcium	EPA 200.7	10	mg/L	0.50	12/13/2011
Chromium	EPA 200.7	<0.0050	mg/L	0.0050	12/13/2011
Cobalt	EPA 200.7	<0.010	mg/L	0.010	12/13/2011
Copper	EPA 200.7	43	mg/L	0.050	12/13/2011
Gallium	EPA 200.7	<0.10	mg/L	0.10	12/13/2011
Iron	EPA 200.7	<0.010	mg/L	0.010	12/13/2011
Lithium	EPA 200.7	<0.10	mg/L	0.10	12/13/2011
Magnesium	EPA 200.7	0.62	mg/L	0.50	12/13/2011
Manganese	EPA 200.7	0.16	mg/L	0.0050	12/13/2011
Molybdenum	EPA 200.7	<0.010	mg/L	0.010	12/13/2011
Nickel	EPA 200.7	<0.010	mg/L	0.010	12/13/2011
Phosphorus	EPA 200.7	<0.50	mg/L	0.50	12/13/2011
Potassium	EPA 200.7	<2.5	mg/L	2.5	12/14/2011
Scandium	EPA 200.7	<0.10	mg/L	0.10	12/13/2011
Silver	EPA 200.7	<0.0050	mg/L	0.0050	12/13/2011
Sodium	EPA 200.7	<0.50	mg/L	0.50	12/13/2011
Strontium	EPA 200.7	<0.10	mg/L	0.10	12/13/2011
Tin	EPA 200.7	<0.10	mg/L	0.10	12/13/2011
Titanium	EPA 200.7	<0.10	mg/L	0.10	12/13/2011
Vanadium	EPA 200.7	<0.010	mg/L	0.010	12/13/2011
Zinc	EPA 200.7	0.20	mg/L	0.010	12/13/2011
Mercury	EPA 200.8	<0.00010	mg/L	0.00010	12/14/2011
Antimony	EPA 200.8	<0.0025	mg/L	0.0025	12/14/2011
Arsenic	EPA 200.8	<0.0050	mg/L	0.0050	12/14/2011
Lead	EPA 200.8	0.0064	mg/L	0.0025	12/14/2011
Selenium	EPA 200.8	<0.0050	mg/L	0.0050	12/14/2011
Thallium	EPA 200.8	<0.0010	mg/L	0.0010	12/14/2011
Uranium	EPA 200.8	<0.010	mg/L	0.010	12/14/2011

Customer Sample ID: SRK 0854 WK:44 **Collect Date/Time:** 12/2/2011 09:00
WETLAB Sample ID: 1112047-016 **Receive Date:** 12/2/2011 16:05

PROFILE II

Parameter	Method	Results	Units	Reporting Limit	Date Analyzed
Anions	Calculation	1.97	meq/L	0.10	
Cations	Calculation	1.93	meq/L	0.10	
Error	Calculation	1.0	%	1.0	

Customer Sample ID: SRK 0858 WK:44 **Collect Date/Time:** 12/2/2011 09:00
WETLAB Sample ID: 1112047-017 **Receive Date:** 12/2/2011 16:05

PROFILE II

Parameter	Method	Results	Units	Reporting Limit	Date Analyzed
pH	SM 4500-H+ B	2.76	pH Units		12/2/2011
Acidity (Titrimetric)	SM 2310B	280	mg/L as CaCO3		12/2/2011
Chloride	EPA 300.0	<2.0	mg/L	2.0	12/4/2011
Fluoride	EPA 300.0	0.37	mg/L	0.20	12/4/2011
Sulfate	EPA 300.0	340	mg/L	10	12/7/2011
Nitrate Nitrogen	EPA 300.0	<1.0	mg/L	1.0	12/4/2011
Nitrite Nitrogen	EPA 300.0	<0.050	mg/L	0.050	12/4/2011
Sulfate (as calculated from S)	Calc.	340	mg/L	1.0	12/16/2011
Total Dissolved Solids (TDS)	SM 2540C	300	mg/L	10	12/6/2011
Sulfur	EPA 200.7	110	mg/L	20	12/16/2011
Aluminum	EPA 200.7	6.3	mg/L	0.045	12/13/2011
Barium	EPA 200.7	<0.010	mg/L	0.010	12/13/2011
Beryllium	EPA 200.7	<0.0010	mg/L	0.0010	12/13/2011
Bismuth	EPA 200.7	<0.10	mg/L	0.10	12/13/2011
Boron	EPA 200.7	<0.10	mg/L	0.10	12/13/2011
Cadmium	EPA 200.7	0.0049	mg/L	0.0010	12/13/2011
Calcium	EPA 200.7	2.0	mg/L	0.50	12/13/2011
Chromium	EPA 200.7	0.0079	mg/L	0.0050	12/13/2011
Cobalt	EPA 200.7	0.040	mg/L	0.010	12/13/2011
Copper	EPA 200.7	5.1	mg/L	0.050	12/13/2011
Gallium	EPA 200.7	<0.10	mg/L	0.10	12/13/2011
Iron	EPA 200.7	44	mg/L	0.010	12/13/2011
Lithium	EPA 200.7	<0.10	mg/L	0.10	12/13/2011
Magnesium	EPA 200.7	1.1	mg/L	0.50	12/13/2011
Manganese	EPA 200.7	0.10	mg/L	0.0050	12/13/2011
Molybdenum	EPA 200.7	<0.010	mg/L	0.010	12/13/2011
Nickel	EPA 200.7	<0.010	mg/L	0.010	12/13/2011
Phosphorus	EPA 200.7	<0.50	mg/L	0.50	12/13/2011
Potassium	EPA 200.7	<0.50	mg/L	0.50	12/13/2011
Scandium	EPA 200.7	<0.10	mg/L	0.10	12/13/2011
Silver	EPA 200.7	<0.0050	mg/L	0.0050	12/13/2011
Sodium	EPA 200.7	1.8	mg/L	0.50	12/13/2011

Customer Sample ID: SRK 0858 WK:44 **Collect Date/Time:** 12/2/2011 09:00
WETLAB Sample ID: 1112047-017 **Receive Date:** 12/2/2011 16:05

PROFILE II

Parameter	Method	Results	Units	Reporting Limit	Date Analyzed
Strontium	EPA 200.7	<0.10	mg/L	0.10	12/13/2011
Tin	EPA 200.7	<0.10	mg/L	0.10	12/13/2011
Titanium	EPA 200.7	<0.10	mg/L	0.10	12/13/2011
Vanadium	EPA 200.7	<0.010	mg/L	0.010	12/13/2011
Zinc	EPA 200.7	0.029	mg/L	0.010	12/13/2011
Mercury	EPA 200.8	<0.00010	mg/L	0.00010	12/14/2011
Antimony	EPA 200.8	<0.0025	mg/L	0.0025	12/14/2011
Arsenic	EPA 200.8	<0.0050	mg/L	0.0050	12/14/2011
Lead	EPA 200.8	0.0052	mg/L	0.0025	12/14/2011
Selenium	EPA 200.8	<0.0050	mg/L	0.0050	12/14/2011
Thallium	EPA 200.8	<0.0010	mg/L	0.0010	12/14/2011
Uranium	EPA 200.8	0.013	mg/L	0.010	12/14/2011
Anions	Calculation	7.10	meq/L	0.10	
Cations	Calculation	6.36	meq/L	0.10	
Error	Calculation	5.5	%	1.0	

Customer Sample ID: SRK 0864 WK:44 **Collect Date/Time:** 12/2/2011 09:00
WETLAB Sample ID: 1112047-018 **Receive Date:** 12/2/2011 16:05

PROFILE II

Parameter	Method	Results	Units	Reporting Limit	Date Analyzed
pH	SM 4500-H+ B	7.46	pH Units		12/2/2011
Bicarbonate (HCO3)	SM 2320B	28	mg/L	1.0	12/2/2011
Carbonate (CO3)	SM 2320B	<1.0	mg/L	1.0	12/2/2011
Hydroxide (OH)	SM 2320B	<1.0	mg/L	1.0	12/2/2011
Total Alkalinity	SM 2320B	23	mg/L as CaCO3	1.0	12/2/2011
Chloride	EPA 300.0	<1.00	mg/L	1.00	12/4/2011
Fluoride	EPA 300.0	0.14	mg/L	0.10	12/4/2011
Sulfate	EPA 300.0	1.8	mg/L	1.0	12/4/2011
Nitrate Nitrogen	EPA 300.0	1.1	mg/L	1.0	12/4/2011
Nitrite Nitrogen	EPA 300.0	<0.025	mg/L	0.025	12/4/2011
Total Dissolved Solids (TDS)	SM 2540C	27	mg/L	10	12/6/2011
Aluminum	EPA 200.7	<0.045	mg/L	0.045	12/13/2011
Barium	EPA 200.7	0.012	mg/L	0.010	12/13/2011
Beryllium	EPA 200.7	<0.0010	mg/L	0.0010	12/13/2011
Bismuth	EPA 200.7	<0.10	mg/L	0.10	12/13/2011
Boron	EPA 200.7	<0.10	mg/L	0.10	12/13/2011
Cadmium	EPA 200.7	<0.0010	mg/L	0.0010	12/13/2011
Calcium	EPA 200.7	8.7	mg/L	0.50	12/13/2011
Chromium	EPA 200.7	<0.0050	mg/L	0.0050	12/13/2011
Cobalt	EPA 200.7	<0.010	mg/L	0.010	12/13/2011

Customer Sample ID: SRK 0864 WK:44 **Collect Date/Time:** 12/2/2011 09:00
WETLAB Sample ID: 1112047-018 **Receive Date:** 12/2/2011 16:05

PROFILE II

Parameter	Method	Results	Units	Reporting Limit	Date Analyzed
Copper	EPA 200.7	<0.050	mg/L	0.050	12/13/2011
Gallium	EPA 200.7	<0.10	mg/L	0.10	12/13/2011
Iron	EPA 200.7	0.023	mg/L	0.010	12/13/2011
Lithium	EPA 200.7	<0.10	mg/L	0.10	12/13/2011
Magnesium	EPA 200.7	1.2	mg/L	0.50	12/13/2011
Manganese	EPA 200.7	<0.0050	mg/L	0.0050	12/13/2011
Molybdenum	EPA 200.7	<0.010	mg/L	0.010	12/13/2011
Nickel	EPA 200.7	<0.010	mg/L	0.010	12/13/2011
Phosphorus	EPA 200.7	<0.50	mg/L	0.50	12/13/2011
Potassium	EPA 200.7	0.91	mg/L	0.50	12/13/2011
Scandium	EPA 200.7	<0.10	mg/L	0.10	12/13/2011
Silver	EPA 200.7	<0.0050	mg/L	0.0050	12/13/2011
Sodium	EPA 200.7	0.50	mg/L	0.50	12/13/2011
Strontium	EPA 200.7	<0.10	mg/L	0.10	12/13/2011
Tin	EPA 200.7	<0.10	mg/L	0.10	12/13/2011
Titanium	EPA 200.7	<0.10	mg/L	0.10	12/13/2011
Vanadium	EPA 200.7	<0.010	mg/L	0.010	12/13/2011
Zinc	EPA 200.7	<0.010	mg/L	0.010	12/13/2011
Mercury	EPA 200.8	<0.00010	mg/L	0.00010	12/14/2011
Antimony	EPA 200.8	<0.0025	mg/L	0.0025	12/14/2011
Arsenic	EPA 200.8	<0.0050	mg/L	0.0050	12/14/2011
Lead	EPA 200.8	<0.0025	mg/L	0.0025	12/14/2011
Selenium	EPA 200.8	<0.0050	mg/L	0.0050	12/14/2011
Thallium	EPA 200.8	<0.0010	mg/L	0.0010	12/14/2011
Uranium	EPA 200.8	<0.010	mg/L	0.010	12/14/2011
Anions	Calculation	0.58	meq/L	0.10	
Cations	Calculation	0.58	meq/L	0.10	
Error	Calculation	<1.0	%	1.0	

Customer Sample ID: SRK 0866 WK:44 **Collect Date/Time:** 12/2/2011 09:00
WETLAB Sample ID: 1112047-019 **Receive Date:** 12/2/2011 16:05

PROFILE II

Parameter	Method	Results	Units	Reporting Limit	Date Analyzed
pH	SM 4500-H+ B	6.38	pH Units		12/2/2011
Bicarbonate (HCO3)	SM 2320B	2.0	mg/L	1.0	12/2/2011
Carbonate (CO3)	SM 2320B	<1.0	mg/L	1.0	12/2/2011
Hydroxide (OH)	SM 2320B	<1.0	mg/L	1.0	12/2/2011
Total Alkalinity	SM 2320B	1.6	mg/L as CaCO3	1.0	12/2/2011
Chloride	EPA 300.0	<1.00	mg/L	1.00	12/4/2011
Fluoride	EPA 300.0	0.73	mg/L	0.10	12/4/2011

Customer Sample ID: SRK 0866 WK:44 **Collect Date/Time:** 12/2/2011 09:00

WETLAB Sample ID: 1112047-019 **Receive Date:** 12/2/2011 16:05

PROFILE II

Parameter	Method	Results	Units	Reporting Limit	Date Analyzed
Sulfate	EPA 300.0	5.9	mg/L	1.0	12/4/2011
Nitrate Nitrogen	EPA 300.0	1.3	mg/L	1.0	12/4/2011
Nitrite Nitrogen	EPA 300.0	<0.025	mg/L	0.025	12/4/2011
Total Dissolved Solids (TDS)	SM 2540C	16	mg/L	10	12/6/2011
Aluminum	EPA 200.7	0.064	mg/L	0.045	12/13/2011
Barium	EPA 200.7	<0.010	mg/L	0.010	12/13/2011
Beryllium	EPA 200.7	<0.0010	mg/L	0.0010	12/13/2011
Bismuth	EPA 200.7	<0.10	mg/L	0.10	12/13/2011
Boron	EPA 200.7	<0.10	mg/L	0.10	12/13/2011
Cadmium	EPA 200.7	<0.0010	mg/L	0.0010	12/13/2011
Calcium	EPA 200.7	4.2	mg/L	0.50	12/13/2011
Chromium	EPA 200.7	<0.0050	mg/L	0.0050	12/13/2011
Cobalt	EPA 200.7	<0.010	mg/L	0.010	12/13/2011
Copper	EPA 200.7	<0.050	mg/L	0.050	12/13/2011
Gallium	EPA 200.7	<0.10	mg/L	0.10	12/13/2011
Iron	EPA 200.7	<0.050	mg/L	0.050	12/14/2011
Lithium	EPA 200.7	<0.10	mg/L	0.10	12/13/2011
Magnesium	EPA 200.7	<0.50	mg/L	0.50	12/13/2011
Manganese	EPA 200.7	0.0095	mg/L	0.0050	12/13/2011
Molybdenum	EPA 200.7	<0.010	mg/L	0.010	12/13/2011
Nickel	EPA 200.7	<0.010	mg/L	0.010	12/13/2011
Phosphorus	EPA 200.7	<0.50	mg/L	0.50	12/13/2011
Potassium	EPA 200.7	1.5	mg/L	0.50	12/13/2011
Scandium	EPA 200.7	<0.10	mg/L	0.10	12/13/2011
Silver	EPA 200.7	<0.0050	mg/L	0.0050	12/13/2011
Sodium	EPA 200.7	<0.50	mg/L	0.50	12/13/2011
Strontium	EPA 200.7	<0.10	mg/L	0.10	12/13/2011
Tin	EPA 200.7	<0.10	mg/L	0.10	12/13/2011
Titanium	EPA 200.7	<0.10	mg/L	0.10	12/13/2011
Vanadium	EPA 200.7	<0.010	mg/L	0.010	12/13/2011
Zinc	EPA 200.7	<0.010	mg/L	0.010	12/13/2011
Mercury	EPA 200.8	<0.00010	mg/L	0.00010	12/14/2011
Antimony	EPA 200.8	<0.0025	mg/L	0.0025	12/14/2011
Arsenic	EPA 200.8	<0.0050	mg/L	0.0050	12/14/2011
Lead	EPA 200.8	<0.0025	mg/L	0.0025	12/14/2011
Selenium	EPA 200.8	<0.0050	mg/L	0.0050	12/14/2011
Thallium	EPA 200.8	<0.0010	mg/L	0.0010	12/14/2011
Uranium	EPA 200.8	<0.010	mg/L	0.010	12/14/2011
Anions	Calculation	0.29	meq/L	0.10	
Cations	Calculation	0.26	meq/L	0.10	
Error	Calculation	5.8	%	1.0	

Customer Sample ID: SRK 0866 WK:44 **Collect Date/Time:** 12/2/2011 09:00
WETLAB Sample ID: 1112047-019 **Receive Date:** 12/2/2011 16:05

PROFILE II

Parameter	Method	Results	Units	Reporting Limit	Date Analyzed

Customer Sample ID: SRK 0867 WK:44 **Collect Date/Time:** 12/2/2011 09:00
WETLAB Sample ID: 1112047-020 **Receive Date:** 12/2/2011 16:05

PROFILE II

Parameter	Method	Results	Units	Reporting Limit	Date Analyzed
pH	SM 4500-H+ B	7.45	pH Units		12/2/2011
Bicarbonate (HCO3)	SM 2320B	24	mg/L	1.0	12/2/2011
Carbonate (CO3)	SM 2320B	<1.0	mg/L	1.0	12/2/2011
Hydroxide (OH)	SM 2320B	<1.0	mg/L	1.0	12/2/2011
Total Alkalinity	SM 2320B	19	mg/L as CaCO3	1.0	12/2/2011
Chloride	EPA 300.0	<1.00	mg/L	1.00	12/4/2011
Fluoride	EPA 300.0	0.32	mg/L	0.10	12/4/2011
Sulfate	EPA 300.0	16	mg/L	1.0	12/4/2011
Nitrate Nitrogen	EPA 300.0	<1.0	mg/L	1.0	12/4/2011
Nitrite Nitrogen	EPA 300.0	<0.025	mg/L	0.025	12/4/2011
Total Dissolved Solids (TDS)	SM 2540C	22	mg/L	10	12/6/2011
Aluminum	EPA 200.7	<0.045	mg/L	0.045	12/13/2011
Barium	EPA 200.7	0.017	mg/L	0.010	12/13/2011
Beryllium	EPA 200.7	<0.0010	mg/L	0.0010	12/13/2011
Bismuth	EPA 200.7	<0.10	mg/L	0.10	12/13/2011
Boron	EPA 200.7	<0.10	mg/L	0.10	12/13/2011
Cadmium	EPA 200.7	<0.0010	mg/L	0.0010	12/13/2011
Calcium	EPA 200.7	13	mg/L	0.50	12/13/2011
Chromium	EPA 200.7	<0.0050	mg/L	0.0050	12/13/2011
Cobalt	EPA 200.7	<0.010	mg/L	0.010	12/13/2011
Copper	EPA 200.7	<0.050	mg/L	0.050	12/13/2011
Gallium	EPA 200.7	<0.10	mg/L	0.10	12/13/2011
Iron	EPA 200.7	<0.010	mg/L	0.010	12/13/2011
Lithium	EPA 200.7	<0.10	mg/L	0.10	12/13/2011
Magnesium	EPA 200.7	1.2	mg/L	0.50	12/13/2011
Manganese	EPA 200.7	0.014	mg/L	0.0050	12/13/2011
Molybdenum	EPA 200.7	0.011	mg/L	0.010	12/13/2011
Nickel	EPA 200.7	<0.010	mg/L	0.010	12/13/2011
Phosphorus	EPA 200.7	<0.50	mg/L	0.50	12/13/2011
Potassium	EPA 200.7	<0.50	mg/L	0.50	12/13/2011
Scandium	EPA 200.7	<0.10	mg/L	0.10	12/13/2011
Silver	EPA 200.7	<0.0050	mg/L	0.0050	12/13/2011
Sodium	EPA 200.7	<0.50	mg/L	0.50	12/13/2011
Strontium	EPA 200.7	<0.10	mg/L	0.10	12/13/2011
Tin	EPA 200.7	<0.10	mg/L	0.10	12/13/2011

Customer Sample ID: SRK 0867 WK:44 **Collect Date/Time:** 12/2/2011 09:00
WETLAB Sample ID: 1112047-020 **Receive Date:** 12/2/2011 16:05

PROFILE II

Parameter	Method	Results	Units	Reporting Limit	Date Analyzed
Titanium	EPA 200.7	<0.10	mg/L	0.10	12/13/2011
Vanadium	EPA 200.7	<0.010	mg/L	0.010	12/13/2011
Zinc	EPA 200.7	<0.010	mg/L	0.010	12/13/2011
Mercury	EPA 200.8	<0.00010	mg/L	0.00010	12/14/2011
Antimony	EPA 200.8	0.0075	mg/L	0.0025	12/14/2011
Arsenic	EPA 200.8	<0.0050	mg/L	0.0050	12/14/2011
Lead	EPA 200.8	<0.0025	mg/L	0.0025	12/14/2011
Selenium	EPA 200.8	<0.0050	mg/L	0.0050	12/14/2011
Thallium	EPA 200.8	<0.0010	mg/L	0.0010	12/14/2011
Uranium	EPA 200.8	<0.010	mg/L	0.010	12/14/2011
Anions	Calculation	0.74	meq/L	0.10	
Cations	Calculation	0.75	meq/L	0.10	
Error	Calculation	<1.0	%	1.0	

Customer Sample ID: SRK 0872 WK:44 **Collect Date/Time:** 12/2/2011 09:00
WETLAB Sample ID: 1112047-021 **Receive Date:** 12/2/2011 16:05

PROFILE II

Parameter	Method	Results	Units	Reporting Limit	Date Analyzed
pH	SM 4500-H+ B	7.16	pH Units		12/2/2011
Bicarbonate (HCO3)	SM 2320B	13	mg/L	1.0	12/2/2011
Carbonate (CO3)	SM 2320B	<1.0	mg/L	1.0	12/2/2011
Hydroxide (OH)	SM 2320B	<1.0	mg/L	1.0	12/2/2011
Total Alkalinity	SM 2320B	10	mg/L as CaCO3	1.0	12/2/2011
Chloride	EPA 300.0	<1.00	mg/L	1.00	12/4/2011
Fluoride	EPA 300.0	0.25	mg/L	0.10	12/4/2011
Sulfate	EPA 300.0	40	mg/L	1.0	12/4/2011
Nitrate Nitrogen	EPA 300.0	<1.0	mg/L	1.0	12/4/2011
Nitrite Nitrogen	EPA 300.0	<0.025	mg/L	0.025	12/4/2011
Total Dissolved Solids (TDS)	SM 2540C	78	mg/L	10	12/6/2011
Aluminum	EPA 200.7	<0.045	mg/L	0.045	12/13/2011
Barium	EPA 200.7	0.015	mg/L	0.010	12/13/2011
Beryllium	EPA 200.7	<0.0010	mg/L	0.0010	12/13/2011
Bismuth	EPA 200.7	<0.10	mg/L	0.10	12/13/2011
Boron	EPA 200.7	<0.10	mg/L	0.10	12/13/2011
Cadmium	EPA 200.7	<0.0010	mg/L	0.0010	12/13/2011
Calcium	EPA 200.7	21	mg/L	0.50	12/13/2011
Chromium	EPA 200.7	<0.0050	mg/L	0.0050	12/13/2011
Cobalt	EPA 200.7	<0.010	mg/L	0.010	12/13/2011
Copper	EPA 200.7	<0.050	mg/L	0.050	12/13/2011
Gallium	EPA 200.7	<0.10	mg/L	0.10	12/13/2011

Customer Sample ID: SRK 0872 WK:44
WETLAB Sample ID: 1112047-021

Collect Date/Time: 12/2/2011 09:00
Receive Date: 12/2/2011 16:05

PROFILE II

Parameter	Method	Results	Units	Reporting Limit	Date Analyzed
Iron	EPA 200.7	0.012	mg/L	0.010	12/13/2011
Lithium	EPA 200.7	<0.10	mg/L	0.10	12/13/2011
Magnesium	EPA 200.7	0.79	mg/L	0.50	12/13/2011
Manganese	EPA 200.7	<0.0050	mg/L	0.0050	12/13/2011
Molybdenum	EPA 200.7	0.24	mg/L	0.010	12/13/2011
Nickel	EPA 200.7	<0.010	mg/L	0.010	12/13/2011
Phosphorus	EPA 200.7	<0.50	mg/L	0.50	12/13/2011
Potassium	EPA 200.7	<0.50	mg/L	0.50	12/13/2011
Scandium	EPA 200.7	<0.10	mg/L	0.10	12/13/2011
Silver	EPA 200.7	<0.0050	mg/L	0.0050	12/13/2011
Sodium	EPA 200.7	<0.50	mg/L	0.50	12/13/2011
Strontium	EPA 200.7	<0.10	mg/L	0.10	12/13/2011
Tin	EPA 200.7	<0.10	mg/L	0.10	12/13/2011
Titanium	EPA 200.7	<0.10	mg/L	0.10	12/13/2011
Vanadium	EPA 200.7	<0.010	mg/L	0.010	12/13/2011
Zinc	EPA 200.7	<0.010	mg/L	0.010	12/13/2011
Mercury	EPA 200.8	<0.00010	mg/L	0.00010	12/14/2011
Antimony	EPA 200.8	<0.0025	mg/L	0.0025	12/14/2011
Arsenic	EPA 200.8	<0.0050	mg/L	0.0050	12/14/2011
Lead	EPA 200.8	<0.0025	mg/L	0.0025	12/14/2011
Selenium	EPA 200.8	<0.0050	mg/L	0.0050	12/14/2011
Thallium	EPA 200.8	<0.0010	mg/L	0.0010	12/14/2011
Uranium	EPA 200.8	<0.010	mg/L	0.010	12/14/2011
Anions	Calculation	1.06	meq/L	0.10	
Cations	Calculation	1.11	meq/L	0.10	
Error	Calculation	2.5	%	1.0	

Western Environmental Testing Laboratory
QC Report

QCBatchID	QCType	Parameter	Method	Result	Units
QC11120104	Blank 1	Fluoride	EPA 300.0	<0.10	mg/L
QC11120104	Blank 2	Fluoride	EPA 300.0	<0.10	mg/L
QC11120104	Blank 3	Fluoride	EPA 300.0	<0.10	mg/L
QC11120105	Blank 1	Fluoride	EPA 300.0	<0.10	mg/L
QC11120105	Blank 2	Fluoride	EPA 300.0	<0.10	mg/L
QC11120105	Blank 3	Fluoride	EPA 300.0	<0.10	mg/L
QC11120106	Blank 1	Chloride	EPA 300.0	<1.0	mg/L
QC11120106	Blank 2	Chloride	EPA 300.0	<1.0	mg/L
QC11120106	Blank 3	Chloride	EPA 300.0	<1.0	mg/L
QC11120107	Blank 1	Chloride	EPA 300.0	<1.0	mg/L
QC11120107	Blank 2	Chloride	EPA 300.0	<1.0	mg/L
QC11120107	Blank 3	Chloride	EPA 300.0	<1.0	mg/L
QC11120108	Blank 1	Nitrite Nitrogen	EPA 300.0	<0.025	mg/L
QC11120108	Blank 2	Nitrite Nitrogen	EPA 300.0	<0.025	mg/L
QC11120108	Blank 3	Nitrite Nitrogen	EPA 300.0	<0.025	mg/L
QC11120109	Blank 1	Nitrite Nitrogen	EPA 300.0	<0.025	mg/L
QC11120109	Blank 2	Nitrite Nitrogen	EPA 300.0	<0.025	mg/L
QC11120110	Blank 1	Nitrate Nitrogen	EPA 300.0	<1.00	mg/L
QC11120110	Blank 2	Nitrate Nitrogen	EPA 300.0	<1.00	mg/L
QC11120110	Blank 3	Nitrate Nitrogen	EPA 300.0	<1.00	mg/L
QC11120111	Blank 1	Nitrate Nitrogen	EPA 300.0	<1.0	mg/L
QC11120111	Blank 2	Nitrate Nitrogen	EPA 300.0	<1.0	mg/L
QC11120111	Blank 3	Nitrate Nitrogen	EPA 300.0	<1.0	mg/L
QC11120112	Blank 1	Sulfate	EPA 300.0	<1.0	mg/L
QC11120112	Blank 2	Sulfate	EPA 300.0	<1.0	mg/L
QC11120112	Blank 3	Sulfate	EPA 300.0	<1.0	mg/L
QC11120113	Blank 1	Sulfate	EPA 300.0	<1.0	mg/L
QC11120113	Blank 2	Sulfate	EPA 300.0	<1.0	mg/L
QC11120113	Blank 3	Sulfate	EPA 300.0	<1.0	mg/L
QC11120209	Blank 1	Sulfate	EPA 300.0	<1.0	mg/L
QC11120209	Blank 2	Sulfate	EPA 300.0	<1.0	mg/L
QC11120209	Blank 3	Sulfate	EPA 300.0	<1.0	mg/L
QC11120253	Blank 1	Total Dissolved Solids (TDS)	SM 2540C	<10	mg/L
QC11120253	Blank 2	Total Dissolved Solids (TDS)	SM 2540C	<10	mg/L
QC11120351	Blank 1	Aluminum	EPA 200.7	<0.045	mg/L
		Barium	EPA 200.7	<0.010	mg/L
		Beryllium	EPA 200.7	<0.0010	mg/L
		Bismuth	EPA 200.7	<0.10	mg/L
		Boron	EPA 200.7	<0.10	mg/L
		Cadmium	EPA 200.7	<0.0010	mg/L
		Calcium	EPA 200.7	<0.50	mg/L
		Chromium	EPA 200.7	<0.0050	mg/L
		Cobalt	EPA 200.7	<0.010	mg/L
		Copper	EPA 200.7	<0.050	mg/L
		Gallium	EPA 200.7	<0.10	mg/L
		Iron	EPA 200.7	<0.010	mg/L
		Lithium	EPA 200.7	<0.10	mg/L
		Magnesium	EPA 200.7	<0.50	mg/L
		Manganese	EPA 200.7	<0.0050	mg/L
		Molybdenum	EPA 200.7	<0.010	mg/L

QCBatchID	QCType	Parameter	Method	Result	Units
		Nickel	EPA 200.7	<0.010	mg/L
		Phosphorus	EPA 200.7	<0.50	mg/L
		Potassium	EPA 200.7	<0.50	mg/L
		Scandium	EPA 200.7	<0.10	mg/L
		Silver	EPA 200.7	<0.0050	mg/L
		Sodium	EPA 200.7	<0.50	mg/L
		Strontium	EPA 200.7	<0.10	mg/L
		Tin	EPA 200.7	<0.10	mg/L
		Titanium	EPA 200.7	<0.10	mg/L
		Vanadium	EPA 200.7	<0.010	mg/L
		Zinc	EPA 200.7	<0.010	mg/L
QC11120388	Blank 1	Aluminum, Dissolved	EPA 200.7	<0.045	mg/L
		Barium, Dissolved	EPA 200.7	<0.010	mg/L
		Beryllium, Dissolved	EPA 200.7	<0.0010	mg/L
		Bismuth, Dissolved	EPA 200.7	<0.10	mg/L
		Boron, Dissolved	EPA 200.7	<0.10	mg/L
		Cadmium, Dissolved	EPA 200.7	<0.0010	mg/L
		Calcium, Dissolved	EPA 200.7	<0.50	mg/L
		Chromium, Dissolved	EPA 200.7	<0.0050	mg/L
		Cobalt, Dissolved	EPA 200.7	<0.010	mg/L
		Copper, Dissolved	EPA 200.7	<0.050	mg/L
		Gallium, Dissolved	EPA 200.7	<0.10	mg/L
		Iron, Dissolved	EPA 200.7	<0.010	mg/L
		Lithium, Dissolved	EPA 200.7	<0.10	mg/L
		Magnesium, Dissolved	EPA 200.7	<0.50	mg/L
		Manganese, Dissolved	EPA 200.7	<0.0050	mg/L
		Molybdenum, Dissolved	EPA 200.7	<0.010	mg/L
		Nickel, Dissolved	EPA 200.7	<0.010	mg/L
		Phosphorus, Dissolved	EPA 200.7	<0.50	mg/L
		Potassium, Dissolved	EPA 200.7	<0.50	mg/L
		Scandium, Dissolved	EPA 200.7	<0.10	mg/L
		Silver, Dissolved	EPA 200.7	<0.0050	mg/L
		Sodium, Dissolved	EPA 200.7	<0.50	mg/L
		Strontium, Dissolved	EPA 200.7	<0.10	mg/L
		Tin, Dissolved	EPA 200.7	<0.10	mg/L
		Titanium, Dissolved	EPA 200.7	<0.10	mg/L
		Vanadium, Dissolved	EPA 200.7	<0.010	mg/L
		Zinc, Dissolved	EPA 200.7	<0.010	mg/L
QC11120389	Blank 1	Aluminum, Dissolved	EPA 200.7	<0.045	mg/L
		Barium, Dissolved	EPA 200.7	<0.010	mg/L
		Beryllium, Dissolved	EPA 200.7	<0.0010	mg/L
		Bismuth, Dissolved	EPA 200.7	<0.10	mg/L
		Boron, Dissolved	EPA 200.7	<0.10	mg/L
		Cadmium, Dissolved	EPA 200.7	<0.0010	mg/L
		Calcium, Dissolved	EPA 200.7	<0.50	mg/L
		Chromium, Dissolved	EPA 200.7	<0.0050	mg/L
		Cobalt, Dissolved	EPA 200.7	<0.010	mg/L
		Copper, Dissolved	EPA 200.7	<0.050	mg/L
		Gallium, Dissolved	EPA 200.7	<0.10	mg/L
		Iron, Dissolved	EPA 200.7	<0.010	mg/L
		Lithium, Dissolved	EPA 200.7	<0.10	mg/L
		Magnesium, Dissolved	EPA 200.7	<0.50	mg/L
		Manganese, Dissolved	EPA 200.7	<0.0050	mg/L
		Molybdenum, Dissolved	EPA 200.7	<0.010	mg/L
		Nickel, Dissolved	EPA 200.7	<0.010	mg/L
		Phosphorus, Dissolved	EPA 200.7	<0.50	mg/L

QCBatchID	QCType	Parameter	Method	Result	Units
		Potassium, Dissolved	EPA 200.7	<0.50	mg/L
		Scandium, Dissolved	EPA 200.7	<0.10	mg/L
		Silver, Dissolved	EPA 200.7	<0.0050	mg/L
		Sodium, Dissolved	EPA 200.7	<0.50	mg/L
		Strontium, Dissolved	EPA 200.7	<0.10	mg/L
		Tin, Dissolved	EPA 200.7	<0.10	mg/L
		Titanium, Dissolved	EPA 200.7	<0.10	mg/L
		Vanadium, Dissolved	EPA 200.7	<0.010	mg/L
		Zinc, Dissolved	EPA 200.7	<0.010	mg/L
QC11120413	Blank 1	Mercury	EPA 200.8	<0.00010	mg/L
		Antimony	EPA 200.8	<0.0025	mg/L
		Arsenic	EPA 200.8	<0.0050	mg/L
		Lead	EPA 200.8	<0.0025	mg/L
		Selenium	EPA 200.8	<0.0050	mg/L
		Thallium	EPA 200.8	<0.0010	mg/L
		Uranium	EPA 200.8	<0.010	mg/L
QC11120433	Blank 1	Uranium, Dissolved	EPA 200.8	<0.010	mg/L
		Mercury, Dissolved	EPA 200.8	<0.00010	mg/L
		Antimony, Dissolved	EPA 200.8	<0.0025	mg/L
		Arsenic, Dissolved	EPA 200.8	<0.0050	mg/L
		Lead, Dissolved	EPA 200.8	<0.0025	mg/L
		Selenium, Dissolved	EPA 200.8	<0.0050	mg/L
		Thallium, Dissolved	EPA 200.8	<0.0010	mg/L
QC11120434	Blank 1	Uranium, Dissolved	EPA 200.8	<0.010	mg/L
		Mercury, Dissolved	EPA 200.8	<0.00010	mg/L
		Antimony, Dissolved	EPA 200.8	<0.0025	mg/L
		Arsenic, Dissolved	EPA 200.8	<0.0050	mg/L
		Lead, Dissolved	EPA 200.8	<0.0025	mg/L
		Selenium, Dissolved	EPA 200.8	<0.0050	mg/L
		Thallium, Dissolved	EPA 200.8	<0.0010	mg/L

QCBatchID	QCType	Parameter	Method	Result	Actual	% Recovery	Units
QC11120090	LCS 1	pH	SM 4500-H+ B	7.01	7.00	100	pH Units
QC11120090	LCS 2	pH	SM 4500-H+ B	7.01	7.00	100	pH Units
QC11120090	LCS 3	pH	SM 4500-H+ B	7.01	7.00	100	pH Units
QC11120090	LCS 4	pH	SM 4500-H+ B	7.01	7.00	100	pH Units
QC11120093	LCS 1	Alkalinity	SM 2320B	93.7	100	94	mg/L
QC11120093	LCS 2	Alkalinity	SM 2320B	94.3	100	94	mg/L
QC11120093	LCS 3	Alkalinity	SM 2320B	93.9	100	94	mg/L
QC11120093	LCS 4	Alkalinity	SM 2320B	94.2	100	94	mg/L
QC11120104	LCS 1	Fluoride	EPA 300.0	2.06	2.00	103	mg/L
QC11120105	LCS 1	Fluoride	EPA 300.0	2.06	2.00	103	mg/L
QC11120106	LCS 1	Chloride	EPA 300.0	10.2	10.0	102	mg/L
QC11120107	LCS 1	Chloride	EPA 300.0	10.2	10.0	102	mg/L
QC11120108	LCS 1	Nitrite Nitrogen	EPA 300.0	0.516	0.500	103	mg/L
QC11120109	LCS 1	Nitrite Nitrogen	EPA 300.0	0.516	0.500	103	mg/L
QC11120110	LCS 1	Nitrate Nitrogen	EPA 300.0	2.04	2.00	102	mg/L
QC11120111	LCS 1	Nitrate Nitrogen	EPA 300.0	2.04	2.00	102	mg/L
QC11120112	LCS 1	Sulfate	EPA 300.0	23.8	25.0	95	mg/L
QC11120113	LCS 1	Sulfate	EPA 300.0	23.8	25.0	95	mg/L
QC11120209	LCS 1	Sulfate	EPA 300.0	27.4	25.0	109	mg/L
QC11120253	LCS 1	Total Dissolved Solids (TDS)	SM 2540C	141	150	94	mg/L
QC11120253	LCS 2	Total Dissolved Solids (TDS)	SM 2540C	139	150	92	mg/L
QC11120351	LCS 1	Aluminum	EPA 200.7	0.975	1.00	98	mg/L
		Barium	EPA 200.7	0.975	1.00	98	mg/L
		Beryllium	EPA 200.7	0.971	1.00	97	mg/L

QCBatchID	QCType	Parameter	Method	Result	Actual	% Recovery	Units
		Bismuth	EPA 200.7	0.988	1.00	99	mg/L
		Boron	EPA 200.7	0.947	1.00	95	mg/L
		Cadmium	EPA 200.7	0.981	1.00	98	mg/L
		Calcium	EPA 200.7	9.81	10.0	98	mg/L
		Chromium	EPA 200.7	0.957	1.00	96	mg/L
		Cobalt	EPA 200.7	0.981	1.00	98	mg/L
		Copper	EPA 200.7	4.85	5.00	97	mg/L
		Gallium	EPA 200.7	0.965	1.00	96	mg/L
		Iron	EPA 200.7	0.976	1.00	98	mg/L
		Lithium	EPA 200.7	0.965	1.00	96	mg/L
		Magnesium	EPA 200.7	9.67	10.0	97	mg/L
		Manganese	EPA 200.7	0.962	1.00	96	mg/L
		Molybdenum	EPA 200.7	0.958	1.00	96	mg/L
		Nickel	EPA 200.7	4.89	5.00	98	mg/L
		Phosphorus	EPA 200.7	4.91	5.00	98	mg/L
		Potassium	EPA 200.7	9.84	10.0	98	mg/L
		Scandium	EPA 200.7	0.961	1.00	96	mg/L
		Silver	EPA 200.7	0.088	0.090	97	mg/L
		Sodium	EPA 200.7	9.89	10.0	99	mg/L
		Strontium	EPA 200.7	0.983	1.00	98	mg/L
		Tin	EPA 200.7	0.943	1.00	94	mg/L
		Titanium	EPA 200.7	0.986	1.00	99	mg/L
		Vanadium	EPA 200.7	0.965	1.00	96	mg/L
		Zinc	EPA 200.7	0.989	1.00	99	mg/L
QC11120388	LCS 1	Aluminum	EPA 200.7	0.911	1.00	91	mg/L
		Barium	EPA 200.7	0.902	1.00	90	mg/L
		Beryllium	EPA 200.7	0.907	1.00	91	mg/L
		Bismuth	EPA 200.7	0.915	1.00	92	mg/L
		Boron	EPA 200.7	0.878	1.00	88	mg/L
		Cadmium	EPA 200.7	0.904	1.00	90	mg/L
		Calcium	EPA 200.7	9.23	10.0	92	mg/L
		Chromium	EPA 200.7	0.879	1.00	88	mg/L
		Cobalt	EPA 200.7	0.896	1.00	90	mg/L
		Copper	EPA 200.7	4.41	5.00	88	mg/L
		Gallium	EPA 200.7	0.907	1.00	91	mg/L
		Iron	EPA 200.7	0.909	1.00	91	mg/L
		Lithium	EPA 200.7	0.900	1.00	90	mg/L
		Magnesium	EPA 200.7	8.89	10.0	89	mg/L
		Manganese	EPA 200.7	0.912	1.00	91	mg/L
		Molybdenum	EPA 200.7	0.939	1.00	94	mg/L
		Nickel	EPA 200.7	4.49	5.00	90	mg/L
		Phosphorus	EPA 200.7	4.42	5.00	88	mg/L
		Potassium	EPA 200.7	9.17	10.0	92	mg/L
		Scandium	EPA 200.7	0.900	1.00	90	mg/L
		Silver	EPA 200.7	0.081	0.090	90	mg/L
		Sodium	EPA 200.7	9.20	10.0	92	mg/L
		Strontium	EPA 200.7	0.922	1.00	92	mg/L
		Tin	EPA 200.7	0.930	1.00	93	mg/L
		Titanium	EPA 200.7	0.942	1.00	94	mg/L
		Vanadium	EPA 200.7	0.895	1.00	90	mg/L
		Zinc	EPA 200.7	0.905	1.00	90	mg/L
QC11120389	LCS 1	Aluminum	EPA 200.7	0.911	1.00	91	mg/L
		Barium	EPA 200.7	0.902	1.00	90	mg/L
		Beryllium	EPA 200.7	0.907	1.00	91	mg/L
		Bismuth	EPA 200.7	0.915	1.00	92	mg/L
		Boron	EPA 200.7	0.878	1.00	88	mg/L

QCBatchID	QCType	Parameter	Method	Result	Actual	% Recovery	Units
		Cadmium	EPA 200.7	0.904	1.00	90	mg/L
		Calcium	EPA 200.7	9.23	10.0	92	mg/L
		Chromium	EPA 200.7	0.879	1.00	88	mg/L
		Cobalt	EPA 200.7	0.896	1.00	90	mg/L
		Copper	EPA 200.7	4.41	5.00	88	mg/L
		Gallium	EPA 200.7	0.907	1.00	91	mg/L
		Iron	EPA 200.7	0.909	1.00	91	mg/L
		Lithium	EPA 200.7	0.900	1.00	90	mg/L
		Magnesium	EPA 200.7	8.89	10.0	89	mg/L
		Manganese	EPA 200.7	0.912	1.00	91	mg/L
		Molybdenum	EPA 200.7	0.939	1.00	94	mg/L
		Nickel	EPA 200.7	4.49	5.00	90	mg/L
		Phosphorus	EPA 200.7	4.42	5.00	88	mg/L
		Potassium	EPA 200.7	9.17	10.0	92	mg/L
		Scandium	EPA 200.7	0.900	1.00	90	mg/L
		Silver	EPA 200.7	0.081	0.090	90	mg/L
		Sodium	EPA 200.7	9.20	10.0	92	mg/L
		Strontium	EPA 200.7	0.922	1.00	92	mg/L
		Tin	EPA 200.7	0.930	1.00	93	mg/L
		Titanium	EPA 200.7	0.942	1.00	94	mg/L
		Vanadium	EPA 200.7	0.895	1.00	90	mg/L
		Zinc	EPA 200.7	0.905	1.00	90	mg/L
QC11120413	LCS 1	Mercury	EPA 200.8	0.001079	0.001	108	mg/L
		Antimony	EPA 200.8	0.0111	0.010	111	mg/L
		Arsenic	EPA 200.8	0.0544	0.050	109	mg/L
		Lead	EPA 200.8	0.0109	0.010	109	mg/L
		Selenium	EPA 200.8	0.0513	0.050	103	mg/L
		Thallium	EPA 200.8	0.0106	0.010	106	mg/L
		Uranium	EPA 200.8	0.0107	0.010	107	mg/L
QC11120433	LCS 1	Mercury	EPA 200.8	0.000989	0.001	99	mg/L
		Antimony	EPA 200.8	0.0102	0.010	102	mg/L
		Arsenic	EPA 200.8	0.0496	0.050	99	mg/L
		Lead	EPA 200.8	0.0099	0.010	99	mg/L
		Selenium	EPA 200.8	0.0508	0.050	102	mg/L
		Thallium	EPA 200.8	0.0096	0.010	96	mg/L
		Uranium	EPA 200.8	0.0098	0.010	98	mg/L
QC11120434	LCS 1	Mercury	EPA 200.8	0.000989	0.001	99	mg/L
		Antimony	EPA 200.8	0.0102	0.010	102	mg/L
		Arsenic	EPA 200.8	0.0496	0.050	99	mg/L
		Lead	EPA 200.8	0.0099	0.010	99	mg/L
		Selenium	EPA 200.8	0.0508	0.050	102	mg/L
		Thallium	EPA 200.8	0.0096	0.010	96	mg/L
		Uranium	EPA 200.8	0.0098	0.010	98	mg/L

QCBatchID	QCType	Parameter	Method	Duplicate Sample	Sample Result	Duplicate Result	Units	RPD
QC11120090	Duplicate	pH	SM 4500-H+ B	1112023-001	6.26	6.25	pH Units	<1%
QC11120090	Duplicate	pH	SM 4500-H+ B	1112032-003	7.23	7.17	pH Units	1 %
QC11120090	Duplicate	pH	SM 4500-H+ B	1112034-006	5.59	5.68	pH Units	2 %
QC11120090	Duplicate	pH	SM 4500-H+ B	1112041-003	8.97	8.99	pH Units	<1%
QC11120090	Duplicate	pH	SM 4500-H+ B	1112047-008	7.54	7.64	pH Units	1 %
QC11120090	Duplicate	pH	SM 4500-H+ B	1112047-018	7.46	7.44	pH Units	<1%
QC11120090	Duplicate	pH	SM 4500-H+ B	1112043-004	7.65	7.61	pH Units	1 %
QC11120090	Duplicate	pH	SM 4500-H+ B	1112046-011	6.57	6.64	pH Units	1 %

QCBatchID	QCType	Parameter	Method	Duplicate Sample	Sample Result	Duplicate Result		Units	RPD
QC11120093	Duplicate	Bicarbonate (HCO3)	SM 2320B	1112023-001	44.1	44.1		mg/L	<1%
		Carbonate (CO3)	SM 2320B	1112023-001	<1.000	<1.000		mg/L	<1%
		Hydroxide (OH)	SM 2320B	1112023-001	<1.000	<1.000		mg/L	<1%
		Total Alkalinity	SM 2320B	1112023-001	36.2	36.2		mg/L as CaCO3	<1%
QC11120093	Duplicate	Bicarbonate (HCO3)	SM 2320B	1112032-003	332	330		mg/L	1 %
		Carbonate (CO3)	SM 2320B	1112032-003	<1.000	<1.000		mg/L	<1%
		Hydroxide (OH)	SM 2320B	1112032-003	<1.000	<1.000		mg/L	<1%
		Total Alkalinity	SM 2320B	1112032-003	272	270		mg/L as CaCO3	1 %
QC11120093	Duplicate	Bicarbonate (HCO3)	SM 2320B	1112034-006	<1.000	<1.000		mg/L	7 %
		Carbonate (CO3)	SM 2320B	1112034-006	<1.000	<1.000		mg/L	<1%
		Hydroxide (OH)	SM 2320B	1112034-006	<1.000	<1.000		mg/L	<1%
		Total Alkalinity	SM 2320B	1112034-006	<1.000	<1.000		mg/L as CaCO3	6 %
QC11120093	Duplicate	Bicarbonate (HCO3)	SM 2320B	1112041-003	66.4	64.1		mg/L	4 %
		Carbonate (CO3)	SM 2320B	1112041-003	21.3	22.0		mg/L	3 %
		Hydroxide (OH)	SM 2320B	1112041-003	<1.000	<1.000		mg/L	<1%
		Total Alkalinity	SM 2320B	1112041-003	89.8	89.0		mg/L as CaCO3	1 %
QC11120093	Duplicate	Bicarbonate (HCO3)	SM 2320B	1112047-008	40.1	40.2		mg/L	<1%
		Carbonate (CO3)	SM 2320B	1112047-008	<1.000	<1.000		mg/L	<1%
		Hydroxide (OH)	SM 2320B	1112047-008	<1.000	<1.000		mg/L	<1%
		Total Alkalinity	SM 2320B	1112047-008	32.8	33.0		mg/L as CaCO3	<1%
QC11120093	Duplicate	Bicarbonate (HCO3)	SM 2320B	1112047-018	28.1	25.9		mg/L	8 %
		Carbonate (CO3)	SM 2320B	1112047-018	<1.000	<1.000		mg/L	<1%
		Hydroxide (OH)	SM 2320B	1112047-018	<1.000	<1.000		mg/L	<1%
		Total Alkalinity	SM 2320B	1112047-018	23.0	21.2		mg/L as CaCO3	8 %
QC11120093	Duplicate	Bicarbonate (HCO3)	SM 2320B	1112043-004	308	308		mg/L	<1%
		Carbonate (CO3)	SM 2320B	1112043-004	<1.000	<1.000		mg/L	<1%
		Hydroxide (OH)	SM 2320B	1112043-004	<1.000	<1.000		mg/L	<1%
		Total Alkalinity	SM 2320B	1112043-004	252	252		mg/L as CaCO3	<1%
QC11120093	Duplicate	Bicarbonate (HCO3)	SM 2320B	1112046-011	3.94	5.65	Q	mg/L	36 %
		Carbonate (CO3)	SM 2320B	1112046-011	<1.000	<1.000		mg/L	<1%
		Hydroxide (OH)	SM 2320B	1112046-011	<1.000	<1.000		mg/L	<1%
		Total Alkalinity	SM 2320B	1112046-011	3.23	4.63	Q	mg/L as CaCO3	36 %
QC11120253	Duplicate	Total Dissolved Solids (TDS)	SM 2540C	1112046-001	702	705		mg/L	<1%
QC11120253	Duplicate	Total Dissolved Solids (TDS)	SM 2540C	1112046-013	29.0	31.0		mg/L	7 %
QC11120253	Duplicate	Total Dissolved Solids (TDS)	SM 2540C	1112047-005	97.0	47.0	HT	mg/L	11 %
QC11120253	Duplicate	Total Dissolved Solids (TDS)	SM 2540C	1112047-016	171	167		mg/L	2 %
QC11120253	Duplicate	Total Dissolved Solids (TDS)	SM 2540C	1112047-021	78.0	83.0		mg/L	6 %

QCBatchID	QCType	Parameter	Method	Spike Sample	Sample Result	MS Result	MSD Result	Spike Value	Units	MS % Rec.	MSD % Rec.	RPD
QC11120104	MS 1	Fluoride	EPA 300.0	1112047-001	0.590	2.33	2.34	2.00	mg/L	87	87	<1%
QC11120104	MS 2	Fluoride	EPA 300.0	1112047-002	0.789	2.50	2.51	2.00	mg/L	86	86	<1%
QC11120105	MS 1	Fluoride	EPA 300.0	1112047-009	1.16	2.81	2.81	2.00	mg/L	82	83	<1%
QC11120105	MS 2	Fluoride	EPA 300.0	1112047-019	0.731	2.53	2.53	2.00	mg/L	90	90	<1%
QC11120106	MS 1	Chloride	EPA 300.0	1112047-001	<1.000	5.28	5.32	5.00	mg/L	104	105	1 %
QC11120106	MS 2	Chloride	EPA 300.0	1112047-002	<1.000	5.36	5.38	5.00	mg/L	105	106	<1%

QCBatchID	QCType	Parameter	Method	Spike Sample	Sample Result		MS Result	MSD Result	Spike Value	Units	MS % Rec.	MSD % Rec.	RPD
QC11120107	MS 1	Chloride	EPA 300.0	1112047-009	<1.000		5.32	5.33	5.00	mg/L	104	105	<1%
QC11120107	MS 2	Chloride	EPA 300.0	1112047-019	<1.000		5.35	5.35	5.00	mg/L	105	105	<1%
QC11120108	MS 1	Nitrite Nitrogen	EPA 300.0	1112047-001	<0.025		0.498	0.510	0.500	mg/L	100	102	2 %
QC11120108	MS 2	Nitrite Nitrogen	EPA 300.0	1112047-009	<0.025		0.524	0.526	0.500	mg/L	104	104	<1%
QC11120109	MS 1	Nitrite Nitrogen	EPA 300.0	1112047-019	<0.025		0.542	0.545	0.500	mg/L	107	107	1 %
QC11120110	MS 1	Nitrate Nitrogen	EPA 300.0	1112047-001	<1.000		2.17	2.18	2.00	mg/L	106	107	<1%
QC11120110	MS 2	Nitrate Nitrogen	EPA 300.0	1112047-002	<1.000		2.19	2.20	2.00	mg/L	108	108	<1%
QC11120111	MS 1	Nitrate Nitrogen	EPA 300.0	1112047-009	<1.000		2.19	2.19	2.00	mg/L	107	108	<1%
QC11120111	MS 2	Nitrate Nitrogen	EPA 300.0	1112047-019	1.33		3.49	3.49	2.00	mg/L	108	108	<1%
QC11120112	MS 1	Sulfate	EPA 300.0	1112047-001	35.4		44.2	44.2	10.0	mg/L	88	88	<1%
QC11120112	MS 2	Sulfate	EPA 300.0	1112047-002	9.69		19.4	19.4	10.0	mg/L	97	97	<1%
QC11120113	MS 1	Sulfate	EPA 300.0	1112047-009	36.8		45.6	45.7	10.0	mg/L	88	89	<1%
QC11120113	MS 2	Sulfate	EPA 300.0	1112047-019	5.87		15.7	15.7	10.0	mg/L	98	99	<1%
QC11120209	MS 1	Sulfate	EPA 300.0	1111409-006	<10.00		112	113	10.0	mg/L	108	108	1 %
QC11120209	MS 2	Sulfate	EPA 300.0	1111449-003	666	SC	787	783	10.0	mg/L	NC	NC	NC
QC11120351	MS 1	Aluminum	EPA 200.7	1112106-001	<0.045		1.00	1.02	1.00	mg/L	96	98	2 %
		Barium	EPA 200.7	1112106-001	0.096		1.05	1.06	1.00	mg/L	95	96	1 %
		Beryllium	EPA 200.7	1112106-001	<0.001		0.965	0.966	1.00	mg/L	96	97	<1%
		Bismuth	EPA 200.7	1112106-001	<0.100		0.957	0.952	1.00	mg/L	97	96	1 %
		Boron	EPA 200.7	1112106-001	<0.100		0.977	0.982	1.00	mg/L	97	97	1 %
		Cadmium	EPA 200.7	1112106-001	<0.001		0.957	0.957	1.00	mg/L	96	96	<1%
		Calcium	EPA 200.7	1112106-001	82.2	SC	88.1	91.4	10.0	mg/L	NC	NC	NC
		Chromium	EPA 200.7	1112106-001	<0.005		0.934	0.943	1.00	mg/L	93	94	1 %
		Cobalt	EPA 200.7	1112106-001	<0.010		0.939	0.943	1.00	mg/L	94	94	<1%
		Copper	EPA 200.7	1112106-001	<0.050		4.93	4.98	5.00	mg/L	99	100	1 %
		Gallium	EPA 200.7	1112106-001	<0.100		0.951	0.960	1.00	mg/L	94	95	1 %
		Iron	EPA 200.7	1112106-001	0.044		1.00	1.01	1.00	mg/L	96	97	1 %
		Lithium	EPA 200.7	1112106-001	<0.100		0.970	0.986	1.00	mg/L	96	98	2 %
		Magnesium	EPA 200.7	1112106-001	21.0		28.3	29.2	10.0	mg/L	73	82	3 %
		Manganese	EPA 200.7	1112106-001	<0.005		0.938	0.938	1.00	mg/L	94	94	<1%
		Molybdenum	EPA 200.7	1112106-001	<0.010		0.947	0.956	1.00	mg/L	94	95	1 %
		Nickel	EPA 200.7	1112106-001	<0.010		4.70	4.71	5.00	mg/L	94	94	<1%
		Phosphorus	EPA 200.7	1112106-001	<0.500		4.91	4.95	5.00	mg/L	96	97	1 %
		Potassium	EPA 200.7	1112106-001	1.76		12.1	12.1	10.0	mg/L	103	103	<1%
		Scandium	EPA 200.7	1112106-001	<0.100		0.942	0.955	1.00	mg/L	94	96	1 %
		Silver	EPA 200.7	1112106-001	<0.005		0.090	0.090	0.090	mg/L	99	100	<1%
		Sodium	EPA 200.7	1112106-001	9.26		18.7	19.4	10.0	mg/L	94	101	4 %
		Strontium	EPA 200.7	1112106-001	0.147		1.12	1.15	1.00	mg/L	97	100	3 %
		Tin	EPA 200.7	1112106-001	<0.100		0.843	0.850	1.00	mg/L	93	93	1 %
		Titanium	EPA 200.7	1112106-001	<0.100		0.964	0.985	1.00	mg/L	96	98	2 %
		Vanadium	EPA 200.7	1112106-001	0.028		0.981	0.990	1.00	mg/L	95	96	1 %
		Zinc	EPA 200.7	1112106-001	0.028		0.987	0.991	1.00	mg/L	96	96	<1%
QC11120388	MS 1	Aluminum, Dissolved	EPA 200.7	1112109-001	<0.045		0.914	0.918	1.00	mg/L	89	90	<1%
		Barium, Dissolved	EPA 200.7	1112109-001	0.080		1.01	1.01	1.00	mg/L	93	93	<1%
		Beryllium, Dissolved	EPA 200.7	1112109-001	<0.001		0.943	0.951	1.00	mg/L	94	95	1 %
		Bismuth, Dissolved	EPA 200.7	1112109-001	<0.100		0.926	0.922	1.00	mg/L	94	94	<1%
		Boron, Dissolved	EPA 200.7	1112109-001	0.675		1.67	1.67	1.00	mg/L	99	99	<1%
		Cadmium, Dissolved	EPA 200.7	1112109-001	<0.001		0.926	0.938	1.00	mg/L	93	94	1 %
		Calcium, Dissolved	EPA 200.7	1112109-001	147		158	156	10.0	mg/L	110	90	1 %
		Chromium, Dissolved	EPA 200.7	1112109-001	<0.005		0.915	0.918	1.00	mg/L	92	92	<1%
		Cobalt, Dissolved	EPA 200.7	1112109-001	<0.010		0.912	0.919	1.00	mg/L	91	92	1 %
		Copper, Dissolved	EPA 200.7	1112109-001	<0.050		4.69	4.70	5.00	mg/L	94	94	<1%
		Gallium, Dissolved	EPA 200.7	1112109-001	<0.100		0.929	0.933	1.00	mg/L	92	92	<1%
		Iron, Dissolved	EPA 200.7	1112109-001	1.03		2.03	2.01	1.00	mg/L	100	98	1 %
		Lithium, Dissolved	EPA 200.7	1112109-001	0.306		1.24	1.24	1.00	mg/L	93	93	<1%

QCBatchID	QCType	Parameter	Method	Spike Sample	Sample Result	MS Result	MSD Result	Spike Value	Units	MS % Rec.	MSD % Rec.	RPD
		Magnesium, Dissolved	EPA 200.7	1112109-001	34.5	42.6	42.5	10.0	mg/L	81	80	<1%
		Manganese, Dissolved	EPA 200.7	1112109-001	<0.005	0.931	0.937	1.00	mg/L	94	94	1 %
		Molybdenum, Dissolved	EPA 200.7	1112109-001	0.022	0.969	0.967	1.00	mg/L	95	95	<1%
		Nickel, Dissolved	EPA 200.7	1112109-001	<0.010	4.55	4.59	5.00	mg/L	91	92	1 %
		Phosphorus, Dissolved	EPA 200.7	1112109-001	<0.500	4.79	4.83	5.00	mg/L	96	96	1 %
		Potassium, Dissolved	EPA 200.7	1112109-001	23.4	33.8	33.3	10.0	mg/L	104	99	1 %
		Scandium, Dissolved	EPA 200.7	1112109-001	<0.100	0.939	0.942	1.00	mg/L	94	94	<1%
		Silver, Dissolved	EPA 200.7	1112109-001	<0.005	0.084	0.085	0.090	mg/L	94	95	1 %
		Sodium, Dissolved	EPA 200.7	1112109-001	68.7	79.5	77.5	10.0	mg/L	108	88	3 %
		Strontium, Dissolved	EPA 200.7	1112109-001	0.752	1.73	1.70	1.00	mg/L	98	95	2 %
		Tin, Dissolved	EPA 200.7	1112109-001	<0.100	0.836	0.841	1.00	mg/L	94	95	1 %
		Titanium, Dissolved	EPA 200.7	1112109-001	<0.100	0.958	0.951	1.00	mg/L	96	95	1 %
		Vanadium, Dissolved	EPA 200.7	1112109-001	0.040	0.980	0.983	1.00	mg/L	94	94	<1%
		Zinc, Dissolved	EPA 200.7	1112109-001	<0.010	0.934	0.942	1.00	mg/L	93	94	1 %
QC11120389	MS 1	Aluminum, Dissolved	EPA 200.7	1112109-002	<0.045	0.915	0.921	1.00	mg/L	90	90	1 %
		Barium, Dissolved	EPA 200.7	1112109-002	0.030	0.962	0.957	1.00	mg/L	93	93	1 %
		Beryllium, Dissolved	EPA 200.7	1112109-002	<0.001	0.952	0.950	1.00	mg/L	95	95	<1%
		Bismuth, Dissolved	EPA 200.7	1112109-002	<0.100	0.935	0.931	1.00	mg/L	96	95	<1%
		Boron, Dissolved	EPA 200.7	1112109-002	<0.100	1.01	1.02	1.00	mg/L	95	96	1 %
		Cadmium, Dissolved	EPA 200.7	1112109-002	<0.001	0.930	0.929	1.00	mg/L	93	93	<1%
		Calcium, Dissolved	EPA 200.7	1112109-002	59.3	69.6	68.3	10.0	mg/L	103	90	2 %
		Chromium, Dissolved	EPA 200.7	1112109-002	<0.005	0.913	0.905	1.00	mg/L	91	91	1 %
		Cobalt, Dissolved	EPA 200.7	1112109-002	0.046	0.953	0.951	1.00	mg/L	91	91	<1%
		Copper, Dissolved	EPA 200.7	1112109-002	<0.050	4.64	4.71	5.00	mg/L	93	94	1 %
		Gallium, Dissolved	EPA 200.7	1112109-002	<0.100	0.936	0.940	1.00	mg/L	93	93	<1%
		Iron, Dissolved	EPA 200.7	1112109-002	<0.010	0.971	0.962	1.00	mg/L	97	96	1 %
		Lithium, Dissolved	EPA 200.7	1112109-002	<0.100	0.970	0.977	1.00	mg/L	95	96	1 %
		Magnesium, Dissolved	EPA 200.7	1112109-002	32.9	41.7	40.4	10.0	mg/L	88	75	3 %
		Manganese, Dissolved	EPA 200.7	1112109-002	<0.005	0.933	0.935	1.00	mg/L	94	95	<1%
		Molybdenum, Dissolved	EPA 200.7	1112109-002	<0.010	0.963	0.957	1.00	mg/L	96	95	1 %
		Nickel, Dissolved	EPA 200.7	1112109-002	<0.010	4.53	4.53	5.00	mg/L	91	91	<1%
		Phosphorus, Dissolved	EPA 200.7	1112109-002	<0.500	4.71	4.73	5.00	mg/L	92	93	<1%
		Potassium, Dissolved	EPA 200.7	1112109-002	6.98	17.4	17.4	10.0	mg/L	104	104	<1%
		Scandium, Dissolved	EPA 200.7	1112109-002	<0.100	0.932	0.931	1.00	mg/L	93	93	<1%
		Silver, Dissolved	EPA 200.7	1112109-002	<0.005	0.085	0.086	0.090	mg/L	96	97	1 %
		Sodium, Dissolved	EPA 200.7	1112109-002	23.5	33.9	33.4	10.0	mg/L	104	99	1 %
		Strontium, Dissolved	EPA 200.7	1112109-002	0.231	1.19	1.20	1.00	mg/L	96	97	1 %
		Tin, Dissolved	EPA 200.7	1112109-002	<0.100	0.901	0.892	1.00	mg/L	97	96	1 %
		Titanium, Dissolved	EPA 200.7	1112109-002	<0.100	0.952	0.947	1.00	mg/L	95	95	1 %
		Vanadium, Dissolved	EPA 200.7	1112109-002	0.044	0.981	0.982	1.00	mg/L	94	94	<1%
		Zinc, Dissolved	EPA 200.7	1112109-002	<0.010	0.926	0.920	1.00	mg/L	93	92	1 %
QC11120413	MS 1	Mercury	EPA 200.8	1112106-001	<0.00010	0.001120	0.001108	0.001	mg/L	112	111	1 %
		Antimony	EPA 200.8	1112106-001	<0.0025	0.0112	0.0111	0.010	mg/L	112	111	1 %
		Arsenic	EPA 200.8	1112106-001	<0.0050	0.0619	0.0600	0.050	mg/L	124	120	3 %
		Lead	EPA 200.8	1112106-001	<0.0025	0.0116	0.0121	0.010	mg/L	116	121	4 %
		Selenium	EPA 200.8	1112106-001	0.0087	0.0639	0.0618	0.050	mg/L	110	106	3 %
		Thallium	EPA 200.8	1112106-001	<0.0010	0.0110	0.0113	0.010	mg/L	110	113	3 %
		Uranium	EPA 200.8	1112106-001	<0.0100	0.0129	0.0134	0.010	mg/L	111	117	4 %
QC11120433	MS 1	Uranium, Dissolved	EPA 200.8	1112109-001	<0.0100	0.0101	0.0100	0.010	mg/L	101	100	1 %
		Mercury, Dissolved	EPA 200.8	1112109-001	<0.00010	0.000874	0.000903	0.001	mg/L	87	90	3 %
		Antimony, Dissolved	EPA 200.8	1112109-001	0.0506	0.0608	0.0631	0.010	mg/L	102	125	4 %
		Arsenic, Dissolved	EPA 200.8	1112109-001	0.6307	0.6631	0.6713	0.050	mg/L	65	81	1 %
		Lead, Dissolved	EPA 200.8	1112109-001	<0.0025	0.0101	0.0100	0.010	mg/L	79	78	1 %
		Selenium, Dissolved	EPA 200.8	1112109-001	<0.0050	0.0450	0.0445	0.050	mg/L	90	89	1 %
		Thallium, Dissolved	EPA 200.8	1112109-001	<0.0010	0.0098	0.0097	0.010	mg/L	98	97	1 %

QCBatchID	QCType	Parameter	Method	Spike Sample	Sample Result	MS Result	MSD Result	Spike Value	Units	MS % Rec.	MSD % Rec.	RPD
QC11120434	MS 1	Uranium, Dissolved	EPA 200.8	1112109-002	<0.0100	0.0133	0.0131	0.010	mg/L	108	106	2 %
		Mercury, Dissolved	EPA 200.8	1112109-002	<0.00010	0.001064	0.001071	0.001	mg/L	106	107	1 %
		Antimony, Dissolved	EPA 200.8	1112109-002	<0.0025	0.0105	0.0105	0.010	mg/L	105	105	<1%
		Arsenic, Dissolved	EPA 200.8	1112109-002	0.0103	0.0646	0.0653	0.050	mg/L	109	110	1 %
		Lead, Dissolved	EPA 200.8	1112109-002	<0.0025	0.0108	0.0106	0.010	mg/L	108	106	2 %
		Selenium, Dissolved	EPA 200.8	1112109-002	0.0232	0.0743	0.0771	0.050	mg/L	102	108	4 %
		Thallium, Dissolved	EPA 200.8	1112109-002	<0.0010	0.0108	0.0104	0.010	mg/L	108	104	4 %

WETLAB
WESTERN ENVIRONMENTAL TESTING LABORATORY
Specializing in Soil, Hazardous Waste and Water Analysis.

475 E. Greg Street #119 | Sparks, Nevada 89431
tel (775) 355-0202 | fax (775) 355-0817 | www.WETLaboratory.com

Lab Number 1112047
Report Due Date: 12/16/11
Page 1 of 2

Client: McClelland Laboratories, Inc.
Address: 1016 Greg Street
City, State & Zip: Sparks, NV 89431
Contact: Gene McClelland
Phone: 775-356-1300
Fax: 775-356-8917
P.O. Number:
Email: mli@mettest.com
Collector's Name: Robert
Project Name:
Project Number: 3438

Turnaround Time
Standard ____ 5-Day ____ Other ____

Billing Address (if different than Client Address):
Company ____
Address ____
City, State & Zip ____
Contact ____
Phone ____
Fax ____
Email ____

Additional Information

Fax Results	Y	N	To: Client	Billing
Email Results	Y	N	To: Client	Billing
Compliance Monitoring	Y	N		
Fax Results to State EPA	Y	N		

Sample Type Codes

DW = Drinking Water
WW = Wastewater
SW = Surface Water
MW = Monitoring Well
SD = Solid
SO = Soil
HW = Hazardous Waste
OTHER: ____

SAMPLE ID/LOCATION		DATE	TIME	SAMPLE TYPE	NO. OF CONTAINERS	Profile II w/o Rad	Uranium	Spl. No.
604 562	Wk:44	12/2/11	9:00	WW	2	X	X	1
604 569	↓	↓	↓	↓	↓	↓	↓	2
604 606								3
604 653								4
604 656								5
604 669								6
604 673								7
604 767								8
604 787								9
604 811								10
604 854								11
604 862	↓	↓	↓	↓	↓	↓	↓	12

1112 5
047 1

Instructions/Comments/Special Requirements:

SAMPLE RECEIPT	DATE	TIME	Samples Relinquished By	Samples Received By
Temperature 18 °C	12/2	1610		
Custody Seals Intact? Y N (None)				
Number of Containers 4 aw 12				

WETLAB'S Standard Terms and Conditions apply unless written agreements specify otherwise. Payment terms are Net 30.

To the maximum extent permitted by law, the Client agrees to limit the liability of WETLAB for the Client's damages to the total compesation received, unless other agreements are made in writing. This limitation shall apply regardless of the cause of action or legal theory pled or asserted.

COPY

WETLAB
WESTERN ENVIRONMENTAL TESTING LABORATORY
Specializing in Soil, Hazardous Waste and Water Analysis.
475 E. Greg Street #119 | Sparks, Nevada 89431
tel (775) 355-0202 | fax (775) 355-0817 | www.WETLaboratory.com

Lab Number 1112047
Report Due Date: 12/16/11
Page 2 of 2

Client McClelland Laboratories, Inc.
Address 1016 Greg Street
City, State & Zip Sparks, NV 89431
Contact Gene McClelland
Phone 775-356-1300 | Collector's Name Robert
Fax 775-356-8917 | Project Name
P.O. Number | Project Number 3438
Email mli@mettest.com

Turnaround Time
Standard ____ 5-Day ____ Other ____

Billing Address (if different than Client Address):
Company ____
Address ____
City, State & Zip ____
Contact ____
Phone ____
Fax ____
Email ____

Additional Information

Fax Results	Y	N	To: Client	Billing
Email Results	Y	N	To: Client	Billing
Compliance Monitoring	Y	N		
Fax Results to State EPA	Y	N		

Sample Type Codes

DW = Drinking Water
WW = Wastewater
SW = Surface Water
MW = Monitoring Well
SD = Solid
SO = Soil
HW = Hazardous Waste
OTHER: ____

SAMPLE ID/LOCATION		DATE	TIME	SAMPLE TYPE	NO. OF CONTAINERS	Analyses Requested: Profile II w/o Wad	Uranium	Spl. No.
604 867	Wk:44	12/2/11	9:00	WW	2	X	X	13
605 033								14
605 153								15
SRK 0854								16
SRK 0858								17
SRK 0864								18
SRK 0866								19
SRK 0867								20
SRK 0872								21

1112 5
047 1

Instructions/Comments/Special Requirements:

SAMPLE RECEIPT	DATE	TIME	Samples Relinquished By	Samples Received By
Temperature 18 °C	12/2	1610		
Custody Seals Intact? Y N (None)				
Number of Containers 7 4/2				

WETLAB'S Standard Terms and Conditions apply unless written agreements specify otherwise. Payment terms are Net 30.

To the maximum extent permitted by law, the Client agrees to limit the liability of WETLAB for the Client's damages to the total compesation received, unless other agreements are made in writing. This limitation shall apply regardless of the cause of action or legal theory pled or asserted.

3012E

COPY

WETLAB
WESTERN ENVIRONMENTAL
TESTING LABORATORY

475 E. Greg Street #119 | Sparks, Nevada 89431 | tel (775) 355-0202 | fax (775) 355-0817 | www.WETLaboratory.com

11/29/2011

McClelland Laboratory
1016 Greg Street
Sparks, NV 89431
Attn: Gene McClelland

OrderID: *1111082*

Dear: Gene McClelland

This is to transmit the attached analytical report. The analytical data and information contained therein was generated using specified or selected methods contained in references, such as Standard Methods for the Examination of Water and Wastewater, 18th & 19th editions, Methods for Determination of Organic Compounds in Drinking Water, EPA-600/4-79-020, and Test Methods for Evaluation of Solid Waste, Physical/Chemical Methods (SW846) Third Edition.

The samples were received by WETLAB-Western Environmental Testing Laboratory in good condition on 11/4/2011. Additional comments are located on page 2 of this report.

If you should have any questions or comments regarding this report, please do not hesitate to call.

Sincerely,

Andy Smith
QA Manager

Western Environmental Testing Laboratory
Report Comments

McClelland Laboratory - 1111082

General Comments

None

Specific Comments

Due to the sample matrix it was necessary to analyze the following at a dilution:
1111082-006 Molybdenum
1111082-010 Potassium
1111082-012 Nitrite Nitrogen, Chloride
1111082-015 Aluminum, Potassium
1111082-016 Cadmium
1111082-017 Nitrite Nitrogen, Chloride
The reporting limits have been adjusted accordingly.

The result for the continuing calibration verification (CCV) sample during the analysis for Fluoride was outside WETLAB acceptance criteria. Spike/Spike Duplicate data was however acceptable. The reported data for Fluoride on samples 1111082-008 through 017 should be considered estimates. We apologize for any inconvenience this may have caused.

Due to a laboratory oversight the analysis for Total Dissolved Solids (TDS) on samples 1111082-019 and 020 was performed past the EPA recommended holding time. We apologize for any inconvenience this may have caused.

Data Qualifier Legend

B – Blank contamination; Analyte detected above the method reporting limit in an associated blank

HT – Sample held beyond the accepted holding time

J – The reported value is between the laboratory method detection limit and the laboratory practical quantitation limit

M – Reported value is estimated; The sample matrix interfered with the analysis

N – There was insufficient sample available to perform a spike and/or duplicate on this analytical batch.

NC – Not calculated due to matrix interference

Q – Reported value is estimated; The value failed to meet QC criteria for either precision or accuracy

SC – Spike recovery not calculated. Sample concentration >4X the spike amount; therefore, the spike could not be adequately recovered.

Western Environmental Testing Laboratory
Analytical Report

McClelland Laboratory
1016 Greg Street
Sparks, NV 89431
Attn: Gene McClelland
Phone: (775) 356-1300 **Fax:** (775) 356-8917
PO\Project: *3438*

Date Printed: 11/29/2011
OrderID: *1111082*

Customer Sample ID: 604 562 WK:40
WETLAB Sample ID: 1111082-001

Collect Date/Time: 11/4/2011 09:00
Receive Date: 11/4/2011 16:10

PROFILE II

Parameter	Method	Results	Units	Reporting Limit	Date Analyzed
pH	SM 4500-H+ B	8.68	pH Units		11/4/2011
Bicarbonate (HCO3)	SM 2320B	66	mg/L	1.0	11/4/2011
Carbonate (CO3)	SM 2320B	7.0	mg/L	1.0	11/4/2011
Hydroxide (OH)	SM 2320B	<1.0	mg/L	1.0	11/4/2011
Total Alkalinity	SM 2320B	66	mg/L as CaCO3	1.0	11/4/2011
Chloride	EPA 300.0	<1.00	mg/L	1.00	11/5/2011
Fluoride	EPA 300.0	0.75	mg/L	0.10	11/5/2011
Sulfate	EPA 300.0	44	mg/L	1.0	11/5/2011
Nitrate Nitrogen	EPA 300.0	<1.0	mg/L	1.0	11/5/2011
Nitrite Nitrogen	EPA 300.0	<0.025	mg/L	0.025	11/5/2011
Total Dissolved Solids (TDS)	SM 2540C	120	mg/L	10	11/5/2011
Aluminum	EPA 200.7	<0.045	mg/L	0.045	11/10/2011
Barium	EPA 200.7	0.020	mg/L	0.010	11/10/2011
Beryllium	EPA 200.7	<0.0010	mg/L	0.0010	11/10/2011
Bismuth	EPA 200.7	<0.10	mg/L	0.10	11/10/2011
Boron	EPA 200.7	<0.10	mg/L	0.10	11/10/2011
Cadmium	EPA 200.7	<0.0010	mg/L	0.0010	11/10/2011
Calcium	EPA 200.7	36	mg/L	0.50	11/10/2011
Chromium	EPA 200.7	<0.0050	mg/L	0.0050	11/10/2011
Cobalt	EPA 200.7	<0.010	mg/L	0.010	11/10/2011
Copper	EPA 200.7	<0.050	mg/L	0.050	11/10/2011
Gallium	EPA 200.7	<0.10	mg/L	0.10	11/10/2011
Iron	EPA 200.7	<0.010	mg/L	0.010	11/10/2011
Lithium	EPA 200.7	<0.10	mg/L	0.10	11/10/2011
Magnesium	EPA 200.7	5.9	mg/L	0.50	11/10/2011
Manganese	EPA 200.7	0.36	mg/L	0.0050	11/10/2011
Molybdenum	EPA 200.7	<0.010	mg/L	0.010	11/10/2011
Nickel	EPA 200.7	<0.010	mg/L	0.010	11/10/2011
Phosphorus	EPA 200.7	<0.50	mg/L	0.50	11/10/2011
Potassium	EPA 200.7	1.2	mg/L	0.50	11/10/2011

Customer Sample ID: 604 562 WK:40
WETLAB Sample ID: 1111082-001
Collect Date/Time: 11/4/2011 09:00
Receive Date: 11/4/2011 16:10

PROFILE II

Parameter	Method	Results	Units	Reporting Limit	Date Analyzed
Scandium	EPA 200.7	<0.10	mg/L	0.10	11/10/2011
Silver	EPA 200.7	<0.0050	mg/L	0.0050	11/10/2011
Sodium	EPA 200.7	0.53	mg/L	0.50	11/10/2011
Strontium	EPA 200.7	0.26	mg/L	0.10	11/10/2011
Tin	EPA 200.7	<0.10	mg/L	0.10	11/10/2011
Titanium	EPA 200.7	<0.10	mg/L	0.10	11/10/2011
Vanadium	EPA 200.7	<0.010	mg/L	0.010	11/10/2011
Zinc	EPA 200.7	0.038	mg/L	0.010	11/10/2011
Mercury	EPA 200.8	<0.00010	mg/L	0.00010	11/11/2011
Antimony	EPA 200.8	<0.0025	mg/L	0.0025	11/11/2011
Arsenic	EPA 200.8	<0.0050	mg/L	0.0050	11/11/2011
Lead	EPA 200.8	<0.0025	mg/L	0.0025	11/11/2011
Selenium	EPA 200.8	<0.0050	mg/L	0.0050	11/11/2011
Thallium	EPA 200.8	<0.0010	mg/L	0.0010	11/11/2011
Uranium	EPA 200.8	<0.010	mg/L	0.010	11/22/2011
Anions	Calculation	2.27	meq/L	0.10	
Cations	Calculation	2.35	meq/L	0.10	
Error	Calculation	1.7	%	1.0	

Customer Sample ID: 604 569 WK:40
WETLAB Sample ID: 1111082-002
Collect Date/Time: 11/4/2011 09:00
Receive Date: 11/4/2011 16:10

PROFILE II

Parameter	Method	Results	Units	Reporting Limit	Date Analyzed
pH	SM 4500-H+ B	7.94	pH Units		11/4/2011
Bicarbonate (HCO3)	SM 2320B	24	mg/L	1.0	11/4/2011
Carbonate (CO3)	SM 2320B	<1.0	mg/L	1.0	11/4/2011
Hydroxide (OH)	SM 2320B	<1.0	mg/L	1.0	11/4/2011
Total Alkalinity	SM 2320B	19	mg/L as CaCO3	1.0	11/4/2011
Chloride	EPA 300.0	<1.00	mg/L	1.00	11/5/2011
Fluoride	EPA 300.0	0.82	mg/L	0.10	11/5/2011
Sulfate	EPA 300.0	12	mg/L	1.0	11/5/2011
Nitrate Nitrogen	EPA 300.0	<1.0	mg/L	1.0	11/5/2011
Nitrite Nitrogen	EPA 300.0	<0.025	mg/L	0.025	11/5/2011
Total Dissolved Solids (TDS)	SM 2540C	44	mg/L	10	11/5/2011
Aluminum	EPA 200.7	0.070	mg/L	0.045	11/10/2011
Barium	EPA 200.7	<0.010	mg/L	0.010	11/10/2011
Beryllium	EPA 200.7	<0.0010	mg/L	0.0010	11/10/2011
Bismuth	EPA 200.7	<0.10	mg/L	0.10	11/10/2011
Boron	EPA 200.7	<0.10	mg/L	0.10	11/10/2011
Cadmium	EPA 200.7	<0.0010	mg/L	0.0010	11/10/2011

Customer Sample ID: 604 569 WK:40
WETLAB Sample ID: 1111082-002
Collect Date/Time: 11/4/2011 09:00
Receive Date: 11/4/2011 16:10

PROFILE II

Parameter	Method	Results	Units	Reporting Limit	Date Analyzed
Calcium	EPA 200.7	9.9	mg/L	0.50	11/10/2011
Chromium	EPA 200.7	<0.0050	mg/L	0.0050	11/10/2011
Cobalt	EPA 200.7	<0.010	mg/L	0.010	11/10/2011
Copper	EPA 200.7	<0.050	mg/L	0.050	11/10/2011
Gallium	EPA 200.7	<0.10	mg/L	0.10	11/10/2011
Iron	EPA 200.7	<0.010	mg/L	0.010	11/10/2011
Lithium	EPA 200.7	<0.10	mg/L	0.10	11/10/2011
Magnesium	EPA 200.7	2.2	mg/L	0.50	11/10/2011
Manganese	EPA 200.7	0.036	mg/L	0.0050	11/10/2011
Molybdenum	EPA 200.7	<0.010	mg/L	0.010	11/10/2011
Nickel	EPA 200.7	<0.010	mg/L	0.010	11/10/2011
Phosphorus	EPA 200.7	<0.50	mg/L	0.50	11/10/2011
Potassium	EPA 200.7	0.73	mg/L	0.50	11/10/2011
Scandium	EPA 200.7	<0.10	mg/L	0.10	11/10/2011
Silver	EPA 200.7	<0.0050	mg/L	0.0050	11/10/2011
Sodium	EPA 200.7	<0.50	mg/L	0.50	11/10/2011
Strontium	EPA 200.7	<0.10	mg/L	0.10	11/10/2011
Tin	EPA 200.7	<0.10	mg/L	0.10	11/10/2011
Titanium	EPA 200.7	<0.10	mg/L	0.10	11/10/2011
Vanadium	EPA 200.7	<0.010	mg/L	0.010	11/10/2011
Zinc	EPA 200.7	<0.010	mg/L	0.010	11/10/2011
Mercury	EPA 200.8	<0.00010	mg/L	0.00010	11/11/2011
Antimony	EPA 200.8	<0.0025	mg/L	0.0025	11/11/2011
Arsenic	EPA 200.8	<0.0050	mg/L	0.0050	11/11/2011
Lead	EPA 200.8	<0.0025	mg/L	0.0025	11/11/2011
Selenium	EPA 200.8	<0.0050	mg/L	0.0050	11/11/2011
Thallium	EPA 200.8	<0.0010	mg/L	0.0010	11/11/2011
Uranium	EPA 200.8	<0.010	mg/L	0.010	11/22/2011
Anions	Calculation	0.69	meq/L	0.10	
Cations	Calculation	0.70	meq/L	0.10	
Error	Calculation	1.2	%	1.0	

Customer Sample ID: 604 606 WK:40
WETLAB Sample ID: 1111082-003
Collect Date/Time: 11/4/2011 09:00
Receive Date: 11/4/2011 16:10

PROFILE II

Parameter	Method	Results	Units	Reporting Limit	Date Analyzed
pH	SM 4500-H+ B	8.11	pH Units		11/4/2011
Bicarbonate (HCO3)	SM 2320B	60	mg/L	1.0	11/4/2011
Carbonate (CO3)	SM 2320B	<1.0	mg/L	1.0	11/4/2011
Hydroxide (OH)	SM 2320B	<1.0	mg/L	1.0	11/4/2011

Customer Sample ID: 604 606 WK:40
WETLAB Sample ID: 1111082-003

Collect Date/Time: 11/4/2011 09:00
Receive Date: 11/4/2011 16:10

PROFILE II

Parameter	Method	Results	Units	Reporting Limit	Date Analyzed
Total Alkalinity	SM 2320B	49	mg/L as CaCO3	1.0	11/4/2011
Chloride	EPA 300.0	<1.00	mg/L	1.00	11/5/2011
Fluoride	EPA 300.0	1.4	mg/L	0.10	11/5/2011
Sulfate	EPA 300.0	15	mg/L	1.0	11/5/2011
Nitrate Nitrogen	EPA 300.0	<1.0	mg/L	1.0	11/5/2011
Nitrite Nitrogen	EPA 300.0	<0.025	mg/L	0.025	11/5/2011
Total Dissolved Solids (TDS)	SM 2540C	64	mg/L	10	11/5/2011
Aluminum	EPA 200.7	0.047	mg/L	0.045	11/10/2011
Barium	EPA 200.7	0.030	mg/L	0.010	11/10/2011
Beryllium	EPA 200.7	<0.0010	mg/L	0.0010	11/10/2011
Bismuth	EPA 200.7	<0.10	mg/L	0.10	11/10/2011
Boron	EPA 200.7	<0.10	mg/L	0.10	11/10/2011
Cadmium	EPA 200.7	<0.0010	mg/L	0.0010	11/10/2011
Calcium	EPA 200.7	22	mg/L	0.50	11/10/2011
Chromium	EPA 200.7	<0.0050	mg/L	0.0050	11/10/2011
Cobalt	EPA 200.7	<0.010	mg/L	0.010	11/10/2011
Copper	EPA 200.7	<0.050	mg/L	0.050	11/10/2011
Gallium	EPA 200.7	<0.10	mg/L	0.10	11/10/2011
Iron	EPA 200.7	<0.010	mg/L	0.010	11/10/2011
Lithium	EPA 200.7	<0.10	mg/L	0.10	11/10/2011
Magnesium	EPA 200.7	3.6	mg/L	0.50	11/10/2011
Manganese	EPA 200.7	0.043	mg/L	0.0050	11/10/2011
Molybdenum	EPA 200.7	<0.010	mg/L	0.010	11/10/2011
Nickel	EPA 200.7	<0.010	mg/L	0.010	11/10/2011
Phosphorus	EPA 200.7	<0.50	mg/L	0.50	11/10/2011
Potassium	EPA 200.7	1.4	mg/L	0.50	11/10/2011
Scandium	EPA 200.7	<0.10	mg/L	0.10	11/10/2011
Silver	EPA 200.7	<0.0050	mg/L	0.0050	11/10/2011
Sodium	EPA 200.7	0.68	mg/L	0.50	11/10/2011
Strontium	EPA 200.7	0.16	mg/L	0.10	11/10/2011
Tin	EPA 200.7	<0.10	mg/L	0.10	11/10/2011
Titanium	EPA 200.7	<0.10	mg/L	0.10	11/10/2011
Vanadium	EPA 200.7	<0.010	mg/L	0.010	11/10/2011
Zinc	EPA 200.7	<0.010	mg/L	0.010	11/10/2011
Mercury	EPA 200.8	<0.00010	mg/L	0.00010	11/11/2011
Antimony	EPA 200.8	<0.0025	mg/L	0.0025	11/11/2011
Arsenic	EPA 200.8	<0.0050	mg/L	0.0050	11/11/2011
Lead	EPA 200.8	<0.0025	mg/L	0.0025	11/11/2011
Selenium	EPA 200.8	<0.0050	mg/L	0.0050	11/11/2011
Thallium	EPA 200.8	<0.0010	mg/L	0.0010	11/11/2011
Uranium	EPA 200.8	<0.010	mg/L	0.010	11/22/2011

Customer Sample ID: 604 606 WK:40
WETLAB Sample ID: 1111082-003
Collect Date/Time: 11/4/2011 09:00
Receive Date: 11/4/2011 16:10

PROFILE II

Parameter	Method	Results	Units	Reporting Limit	Date Analyzed
Anions	Calculation	1.37	meq/L	0.10	
Cations	Calculation	1.47	meq/L	0.10	
Error	Calculation	3.4	%	1.0	

Customer Sample ID: 604 653 WK:40
WETLAB Sample ID: 1111082-004
Collect Date/Time: 11/4/2011 09:00
Receive Date: 11/4/2011 16:10

PROFILE II

Parameter	Method	Results	Units	Reporting Limit	Date Analyzed
pH	SM 4500-H+ B	7.84	pH Units		11/4/2011
Bicarbonate (HCO3)	SM 2320B	45	mg/L	1.0	11/4/2011
Carbonate (CO3)	SM 2320B	<1.0	mg/L	1.0	11/4/2011
Hydroxide (OH)	SM 2320B	<1.0	mg/L	1.0	11/4/2011
Total Alkalinity	SM 2320B	37	mg/L as CaCO3	1.0	11/4/2011
Chloride	EPA 300.0	<1.00	mg/L	1.00	11/5/2011
Fluoride	EPA 300.0	1.5	mg/L	0.10	11/5/2011
Sulfate	EPA 300.0	28	mg/L	1.0	11/5/2011
Nitrate Nitrogen	EPA 300.0	<1.0	mg/L	1.0	11/5/2011
Nitrite Nitrogen	EPA 300.0	<0.025	mg/L	0.025	11/5/2011
Total Dissolved Solids (TDS)	SM 2540C	83	mg/L	10	11/5/2011
Aluminum	EPA 200.7	<0.045	mg/L	0.045	11/10/2011
Barium	EPA 200.7	0.061	mg/L	0.010	11/10/2011
Beryllium	EPA 200.7	<0.0010	mg/L	0.0010	11/10/2011
Bismuth	EPA 200.7	<0.10	mg/L	0.10	11/10/2011
Boron	EPA 200.7	<0.10	mg/L	0.10	11/10/2011
Cadmium	EPA 200.7	<0.0010	mg/L	0.0010	11/10/2011
Calcium	EPA 200.7	24	mg/L	0.50	11/10/2011
Chromium	EPA 200.7	<0.0050	mg/L	0.0050	11/10/2011
Cobalt	EPA 200.7	<0.010	mg/L	0.010	11/10/2011
Copper	EPA 200.7	<0.050	mg/L	0.050	11/10/2011
Gallium	EPA 200.7	<0.10	mg/L	0.10	11/10/2011
Iron	EPA 200.7	<0.010	mg/L	0.010	11/10/2011
Lithium	EPA 200.7	<0.10	mg/L	0.10	11/10/2011
Magnesium	EPA 200.7	1.9	mg/L	0.50	11/10/2011
Manganese	EPA 200.7	0.15	mg/L	0.0050	11/10/2011
Molybdenum	EPA 200.7	0.022	mg/L	0.010	11/10/2011
Nickel	EPA 200.7	<0.010	mg/L	0.010	11/10/2011
Phosphorus	EPA 200.7	<0.50	mg/L	0.50	11/10/2011
Potassium	EPA 200.7	1.8	mg/L	0.50	11/10/2011
Scandium	EPA 200.7	<0.10	mg/L	0.10	11/10/2011
Silver	EPA 200.7	<0.0050	mg/L	0.0050	11/10/2011

Customer Sample ID: 604 653 WK:40
WETLAB Sample ID: 1111082-004
Collect Date/Time: 11/4/2011 09:00
Receive Date: 11/4/2011 16:10

PROFILE II

Parameter	Method	Results	Units	Reporting Limit	Date Analyzed
Sodium	EPA 200.7	0.75	mg/L	0.50	11/10/2011
Strontium	EPA 200.7	0.14	mg/L	0.10	11/10/2011
Tin	EPA 200.7	<0.10	mg/L	0.10	11/10/2011
Titanium	EPA 200.7	<0.10	mg/L	0.10	11/10/2011
Vanadium	EPA 200.7	<0.010	mg/L	0.010	11/10/2011
Zinc	EPA 200.7	<0.010	mg/L	0.010	11/10/2011
Mercury	EPA 200.8	<0.00010	mg/L	0.00010	11/11/2011
Antimony	EPA 200.8	<0.0025	mg/L	0.0025	11/11/2011
Arsenic	EPA 200.8	<0.0050	mg/L	0.0050	11/11/2011
Lead	EPA 200.8	<0.0025	mg/L	0.0025	11/11/2011
Selenium	EPA 200.8	<0.0050	mg/L	0.0050	11/11/2011
Thallium	EPA 200.8	<0.0010	mg/L	0.0010	11/11/2011
Uranium	EPA 200.8	<0.010	mg/L	0.010	11/11/2011
Anions	Calculation	1.40	meq/L	0.10	
Cations	Calculation	1.44	meq/L	0.10	
Error	Calculation	1.4	%	1.0	

Customer Sample ID: 604 656 WK:40
WETLAB Sample ID: 1111082-005
Collect Date/Time: 11/4/2011 09:00
Receive Date: 11/4/2011 16:10

PROFILE II

Parameter	Method	Results	Units	Reporting Limit	Date Analyzed
pH	SM 4500-H+ B	8.06	pH Units		11/4/2011
Bicarbonate (HCO3)	SM 2320B	81	mg/L	1.0	11/4/2011
Carbonate (CO3)	SM 2320B	<1.0	mg/L	1.0	11/4/2011
Hydroxide (OH)	SM 2320B	<1.0	mg/L	1.0	11/4/2011
Total Alkalinity	SM 2320B	67	mg/L as CaCO3	1.0	11/4/2011
Chloride	EPA 300.0	<1.00	mg/L	1.00	11/5/2011
Fluoride	EPA 300.0	1.6	mg/L	0.10	11/5/2011
Sulfate	EPA 300.0	16	mg/L	1.0	11/5/2011
Nitrate Nitrogen	EPA 300.0	<1.0	mg/L	1.0	11/5/2011
Nitrite Nitrogen	EPA 300.0	<0.025	mg/L	0.025	11/5/2011
Total Dissolved Solids (TDS)	SM 2540C	97	mg/L	10	11/5/2011
Aluminum	EPA 200.7	<0.045	mg/L	0.045	11/10/2011
Barium	EPA 200.7	<0.010	mg/L	0.010	11/10/2011
Beryllium	EPA 200.7	<0.0010	mg/L	0.0010	11/10/2011
Bismuth	EPA 200.7	<0.10	mg/L	0.10	11/10/2011
Boron	EPA 200.7	<0.10	mg/L	0.10	11/10/2011
Cadmium	EPA 200.7	<0.0010	mg/L	0.0010	11/10/2011
Calcium	EPA 200.7	28	mg/L	0.50	11/10/2011
Chromium	EPA 200.7	<0.0050	mg/L	0.0050	11/10/2011

Customer Sample ID: 604 656 WK:40
WETLAB Sample ID: 1111082-005
Collect Date/Time: 11/4/2011 09:00
Receive Date: 11/4/2011 16:10

PROFILE II

Parameter	Method	Results	Units	Reporting Limit	Date Analyzed
Cobalt	EPA 200.7	<0.010	mg/L	0.010	11/10/2011
Copper	EPA 200.7	<0.050	mg/L	0.050	11/10/2011
Gallium	EPA 200.7	<0.10	mg/L	0.10	11/10/2011
Iron	EPA 200.7	<0.010	mg/L	0.010	11/10/2011
Lithium	EPA 200.7	<0.10	mg/L	0.10	11/10/2011
Magnesium	EPA 200.7	5.6	mg/L	0.50	11/10/2011
Manganese	EPA 200.7	0.091	mg/L	0.0050	11/10/2011
Molybdenum	EPA 200.7	0.050	mg/L	0.010	11/10/2011
Nickel	EPA 200.7	<0.010	mg/L	0.010	11/10/2011
Phosphorus	EPA 200.7	<0.50	mg/L	0.50	11/10/2011
Potassium	EPA 200.7	1.5	mg/L	0.50	11/10/2011
Scandium	EPA 200.7	<0.10	mg/L	0.10	11/10/2011
Silver	EPA 200.7	<0.0050	mg/L	0.0050	11/10/2011
Sodium	EPA 200.7	<0.50	mg/L	0.50	11/10/2011
Strontium	EPA 200.7	0.26	mg/L	0.10	11/10/2011
Tin	EPA 200.7	<0.10	mg/L	0.10	11/10/2011
Titanium	EPA 200.7	<0.10	mg/L	0.10	11/10/2011
Vanadium	EPA 200.7	<0.010	mg/L	0.010	11/10/2011
Zinc	EPA 200.7	<0.010	mg/L	0.010	11/10/2011
Mercury	EPA 200.8	<0.00010	mg/L	0.00010	11/11/2011
Antimony	EPA 200.8	<0.0025	mg/L	0.0025	11/11/2011
Arsenic	EPA 200.8	<0.0050	mg/L	0.0050	11/11/2011
Lead	EPA 200.8	<0.0025	mg/L	0.0025	11/11/2011
Selenium	EPA 200.8	<0.0050	mg/L	0.0050	11/11/2011
Thallium	EPA 200.8	<0.0010	mg/L	0.0010	11/11/2011
Uranium	EPA 200.8	0.010	mg/L	0.010	11/11/2011
Anions	Calculation	1.74	meq/L	0.10	
Cations	Calculation	1.90	meq/L	0.10	
Error	Calculation	4.2	%	1.0	

Customer Sample ID: 604 669 WK:40
WETLAB Sample ID: 1111082-006
Collect Date/Time: 11/4/2011 09:00
Receive Date: 11/4/2011 16:10

PROFILE II

Parameter	Method	Results	Units	Reporting Limit	Date Analyzed
pH	SM 4500-H+ B	7.38	pH Units		11/4/2011
Bicarbonate (HCO3)	SM 2320B	25	mg/L	1.0	11/4/2011
Carbonate (CO3)	SM 2320B	<1.0	mg/L	1.0	11/4/2011
Hydroxide (OH)	SM 2320B	<1.0	mg/L	1.0	11/4/2011
Total Alkalinity	SM 2320B	20	mg/L as CaCO3	1.0	11/4/2011
Chloride	EPA 300.0	<1.00	mg/L	1.00	11/5/2011

Customer Sample ID: 604 669 WK:40
WETLAB Sample ID: 1111082-006

Collect Date/Time: 11/4/2011 09:00
Receive Date: 11/4/2011 16:10

PROFILE II

Parameter	Method	Results	Units	Reporting Limit	Date Analyzed
Fluoride	EPA 300.0	0.64	mg/L	0.10	11/5/2011
Sulfate	EPA 300.0	48	mg/L	1.0	11/5/2011
Nitrate Nitrogen	EPA 300.0	<1.0	mg/L	1.0	11/5/2011
Nitrite Nitrogen	EPA 300.0	<0.025	mg/L	0.025	11/5/2011
Total Dissolved Solids (TDS)	SM 2540C	100	mg/L	10	11/5/2011
Aluminum	EPA 200.7	<0.045	mg/L	0.045	11/10/2011
Barium	EPA 200.7	<0.010	mg/L	0.010	11/10/2011
Beryllium	EPA 200.7	<0.0010	mg/L	0.0010	11/10/2011
Bismuth	EPA 200.7	<0.10	mg/L	0.10	11/10/2011
Boron	EPA 200.7	<0.10	mg/L	0.10	11/10/2011
Cadmium	EPA 200.7	<0.0010	mg/L	0.0010	11/10/2011
Calcium	EPA 200.7	22	mg/L	0.50	11/10/2011
Chromium	EPA 200.7	<0.0050	mg/L	0.0050	11/10/2011
Cobalt	EPA 200.7	<0.010	mg/L	0.010	11/10/2011
Copper	EPA 200.7	<0.050	mg/L	0.050	11/10/2011
Gallium	EPA 200.7	<0.10	mg/L	0.10	11/10/2011
Iron	EPA 200.7	<0.010	mg/L	0.010	11/10/2011
Lithium	EPA 200.7	<0.10	mg/L	0.10	11/10/2011
Magnesium	EPA 200.7	4.0	mg/L	0.50	11/10/2011
Manganese	EPA 200.7	0.71	mg/L	0.0050	11/10/2011
Molybdenum	EPA 200.7	<0.050	mg/L	0.050	11/11/2011
Nickel	EPA 200.7	<0.010	mg/L	0.010	11/10/2011
Phosphorus	EPA 200.7	<0.50	mg/L	0.50	11/10/2011
Potassium	EPA 200.7	1.6	mg/L	0.50	11/10/2011
Scandium	EPA 200.7	<0.10	mg/L	0.10	11/10/2011
Silver	EPA 200.7	<0.0050	mg/L	0.0050	11/10/2011
Sodium	EPA 200.7	0.62	mg/L	0.50	11/10/2011
Strontium	EPA 200.7	0.16	mg/L	0.10	11/10/2011
Tin	EPA 200.7	<0.10	mg/L	0.10	11/10/2011
Titanium	EPA 200.7	<0.10	mg/L	0.10	11/10/2011
Vanadium	EPA 200.7	<0.010	mg/L	0.010	11/10/2011
Zinc	EPA 200.7	<0.010	mg/L	0.010	11/10/2011
Mercury	EPA 200.8	<0.00010	mg/L	0.00010	11/11/2011
Antimony	EPA 200.8	<0.0025	mg/L	0.0025	11/11/2011
Arsenic	EPA 200.8	<0.0050	mg/L	0.0050	11/11/2011
Lead	EPA 200.8	<0.0025	mg/L	0.0025	11/11/2011
Selenium	EPA 200.8	<0.0050	mg/L	0.0050	11/11/2011
Thallium	EPA 200.8	<0.0010	mg/L	0.0010	11/11/2011
Uranium	EPA 200.8	<0.010	mg/L	0.010	11/11/2011
Anions	Calculation	1.44	meq/L	0.10	
Cations	Calculation	1.52	meq/L	0.10	

Customer Sample ID: 604 669 WK:40 **Collect Date/Time:** 11/4/2011 09:00
WETLAB Sample ID: 1111082-006 **Receive Date:** 11/4/2011 16:10

PROFILE II

Parameter	Method	Results	Units	Reporting Limit	Date Analyzed
Error	Calculation	2.6	%	1.0	

Customer Sample ID: 604 673 WK:40 **Collect Date/Time:** 11/4/2011 09:00
WETLAB Sample ID: 1111082-007 **Receive Date:** 11/4/2011 16:10

PROFILE II

Parameter	Method	Results	Units	Reporting Limit	Date Analyzed
pH	SM 4500-H+ B	6.29	pH Units		11/4/2011
Bicarbonate (HCO3)	SM 2320B	1.3	mg/L	1.0	11/4/2011
Carbonate (CO3)	SM 2320B	<1.0	mg/L	1.0	11/4/2011
Hydroxide (OH)	SM 2320B	<1.0	mg/L	1.0	11/4/2011
Total Alkalinity	SM 2320B	1.1	mg/L as CaCO3	1.0	11/4/2011
Chloride	EPA 300.0	<1.00	mg/L	1.00	11/5/2011
Fluoride	EPA 300.0	0.49	mg/L	0.10	11/5/2011
Sulfate	EPA 300.0	19	mg/L	1.0	11/5/2011
Nitrate Nitrogen	EPA 300.0	<1.0	mg/L	1.0	11/5/2011
Nitrite Nitrogen	EPA 300.0	<0.025	mg/L	0.025	11/5/2011
Total Dissolved Solids (TDS)	SM 2540C	40	mg/L	10	11/5/2011
Aluminum	EPA 200.7	<0.045	mg/L	0.045	11/10/2011
Barium	EPA 200.7	0.047	mg/L	0.010	11/10/2011
Beryllium	EPA 200.7	<0.0010	mg/L	0.0010	11/10/2011
Bismuth	EPA 200.7	<0.10	mg/L	0.10	11/10/2011
Boron	EPA 200.7	<0.10	mg/L	0.10	11/10/2011
Cadmium	EPA 200.7	<0.0010	mg/L	0.0010	11/10/2011
Calcium	EPA 200.7	6.6	mg/L	0.50	11/10/2011
Chromium	EPA 200.7	<0.0050	mg/L	0.0050	11/10/2011
Cobalt	EPA 200.7	<0.010	mg/L	0.010	11/10/2011
Copper	EPA 200.7	<0.050	mg/L	0.050	11/10/2011
Gallium	EPA 200.7	<0.10	mg/L	0.10	11/10/2011
Iron	EPA 200.7	<0.010	mg/L	0.010	11/10/2011
Lithium	EPA 200.7	<0.10	mg/L	0.10	11/10/2011
Magnesium	EPA 200.7	0.89	mg/L	0.50	11/10/2011
Manganese	EPA 200.7	0.050	mg/L	0.0050	11/10/2011
Molybdenum	EPA 200.7	0.015	mg/L	0.010	11/10/2011
Nickel	EPA 200.7	<0.010	mg/L	0.010	11/10/2011
Phosphorus	EPA 200.7	<0.50	mg/L	0.50	11/10/2011
Potassium	EPA 200.7	1.5	mg/L	0.50	11/10/2011
Scandium	EPA 200.7	<0.10	mg/L	0.10	11/10/2011
Silver	EPA 200.7	<0.0050	mg/L	0.0050	11/10/2011
Sodium	EPA 200.7	0.59	mg/L	0.50	11/10/2011
Strontium	EPA 200.7	<0.10	mg/L	0.10	11/10/2011

Customer Sample ID: 604 673 WK:40
WETLAB Sample ID: 1111082-007
Collect Date/Time: 11/4/2011 09:00
Receive Date: 11/4/2011 16:10

PROFILE II

Parameter	Method	Results	Units	Reporting Limit	Date Analyzed
Tin	EPA 200.7	<0.10	mg/L	0.10	11/10/2011
Titanium	EPA 200.7	<0.10	mg/L	0.10	11/10/2011
Vanadium	EPA 200.7	<0.010	mg/L	0.010	11/10/2011
Zinc	EPA 200.7	0.021	mg/L	0.010	11/10/2011
Mercury	EPA 200.8	<0.00010	mg/L	0.00010	11/11/2011
Antimony	EPA 200.8	<0.0025	mg/L	0.0025	11/11/2011
Arsenic	EPA 200.8	<0.0050	mg/L	0.0050	11/11/2011
Lead	EPA 200.8	<0.0025	mg/L	0.0025	11/11/2011
Selenium	EPA 200.8	<0.0050	mg/L	0.0050	11/11/2011
Thallium	EPA 200.8	<0.0010	mg/L	0.0010	11/11/2011
Uranium	EPA 200.8	<0.010	mg/L	0.010	11/11/2011
Anions	Calculation	0.44	meq/L	0.10	
Cations	Calculation	0.47	meq/L	0.10	
Error	Calculation	2.9	%	1.0	

Customer Sample ID: 604 767 WK:40
WETLAB Sample ID: 1111082-008
Collect Date/Time: 11/4/2011 09:00
Receive Date: 11/4/2011 16:10

PROFILE II

Parameter	Method	Results	Units	Reporting Limit	Date Analyzed
pH	SM 4500-H+ B	7.44	pH Units		11/4/2011
Bicarbonate (HCO3)	SM 2320B	34	mg/L	1.0	11/4/2011
Carbonate (CO3)	SM 2320B	<1.0	mg/L	1.0	11/4/2011
Hydroxide (OH)	SM 2320B	<1.0	mg/L	1.0	11/4/2011
Total Alkalinity	SM 2320B	28	mg/L as CaCO3	1.0	11/4/2011
Chloride	EPA 300.0	<1.00	mg/L	1.00	11/5/2011
Fluoride	EPA 300.0	2.2	mg/L	0.10	11/5/2011
Sulfate	EPA 300.0	45	mg/L	1.0	11/5/2011
Nitrate Nitrogen	EPA 300.0	<1.0	mg/L	1.0	11/5/2011
Nitrite Nitrogen	EPA 300.0	<0.025	mg/L	0.025	11/5/2011
Total Dissolved Solids (TDS)	SM 2540C	56	mg/L	10	11/5/2011
Aluminum	EPA 200.7	<0.045	mg/L	0.045	11/10/2011
Barium	EPA 200.7	0.032	mg/L	0.010	11/10/2011
Beryllium	EPA 200.7	<0.0010	mg/L	0.0010	11/10/2011
Bismuth	EPA 200.7	<0.10	mg/L	0.10	11/10/2011
Boron	EPA 200.7	<0.10	mg/L	0.10	11/10/2011
Cadmium	EPA 200.7	<0.0010	mg/L	0.0010	11/10/2011
Calcium	EPA 200.7	22	mg/L	0.50	11/10/2011
Chromium	EPA 200.7	<0.0050	mg/L	0.0050	11/10/2011
Cobalt	EPA 200.7	<0.010	mg/L	0.010	11/10/2011
Copper	EPA 200.7	<0.050	mg/L	0.050	11/10/2011

Customer Sample ID: 604 767 WK:40 **Collect Date/Time:** 11/4/2011 09:00
WETLAB Sample ID: 1111082-008 **Receive Date:** 11/4/2011 16:10

PROFILE II

Parameter	Method	Results	Units	Reporting Limit	Date Analyzed
Gallium	EPA 200.7	<0.10	mg/L	0.10	11/10/2011
Iron	EPA 200.7	<0.010	mg/L	0.010	11/10/2011
Lithium	EPA 200.7	<0.10	mg/L	0.10	11/10/2011
Magnesium	EPA 200.7	6.1	mg/L	0.50	11/10/2011
Manganese	EPA 200.7	0.28	mg/L	0.0050	11/10/2011
Molybdenum	EPA 200.7	<0.010	mg/L	0.010	11/10/2011
Nickel	EPA 200.7	<0.010	mg/L	0.010	11/10/2011
Phosphorus	EPA 200.7	<0.50	mg/L	0.50	11/10/2011
Potassium	EPA 200.7	1.4	mg/L	0.50	11/10/2011
Scandium	EPA 200.7	<0.10	mg/L	0.10	11/10/2011
Silver	EPA 200.7	<0.0050	mg/L	0.0050	11/10/2011
Sodium	EPA 200.7	<0.50	mg/L	0.50	11/10/2011
Strontium	EPA 200.7	0.18	mg/L	0.10	11/10/2011
Tin	EPA 200.7	<0.10	mg/L	0.10	11/10/2011
Titanium	EPA 200.7	<0.10	mg/L	0.10	11/10/2011
Vanadium	EPA 200.7	<0.010	mg/L	0.010	11/10/2011
Zinc	EPA 200.7	0.014	mg/L	0.010	11/10/2011
Mercury	EPA 200.8	<0.00010	mg/L	0.00010	11/11/2011
Antimony	EPA 200.8	<0.0025	mg/L	0.0025	11/11/2011
Arsenic	EPA 200.8	<0.0050	mg/L	0.0050	11/11/2011
Lead	EPA 200.8	<0.0025	mg/L	0.0025	11/11/2011
Selenium	EPA 200.8	<0.0050	mg/L	0.0050	11/11/2011
Thallium	EPA 200.8	<0.0010	mg/L	0.0010	11/11/2011
Uranium	EPA 200.8	<0.010	mg/L	0.010	11/11/2011
Anions	Calculation	1.61	meq/L	0.10	
Cations	Calculation	1.65	meq/L	0.10	
Error	Calculation	1.1	%	1.0	

Customer Sample ID: 604 787 WK:40 **Collect Date/Time:** 11/4/2011 09:00
WETLAB Sample ID: 1111082-009 **Receive Date:** 11/4/2011 16:10

PROFILE II

Parameter	Method	Results	Units	Reporting Limit	Date Analyzed
pH	SM 4500-H+ B	7.83	pH Units		11/4/2011
Bicarbonate (HCO3)	SM 2320B	71	mg/L	1.0	11/4/2011
Carbonate (CO3)	SM 2320B	<1.0	mg/L	1.0	11/4/2011
Hydroxide (OH)	SM 2320B	<1.0	mg/L	1.0	11/4/2011
Total Alkalinity	SM 2320B	58	mg/L as CaCO3	1.0	11/4/2011
Chloride	EPA 300.0	<1.00	mg/L	1.00	11/5/2011
Fluoride	EPA 300.0	1.5	mg/L	0.10	11/5/2011
Sulfate	EPA 300.0	27	mg/L	1.0	11/5/2011

Customer Sample ID: 604 787 WK:40
WETLAB Sample ID: 1111082-009

Collect Date/Time: 11/4/2011 09:00
Receive Date: 11/4/2011 16:10

PROFILE II

Parameter	Method	Results	Units	Reporting Limit	Date Analyzed
Nitrate Nitrogen	EPA 300.0	<1.0	mg/L	1.0	11/5/2011
Nitrite Nitrogen	EPA 300.0	<0.025	mg/L	0.025	11/5/2011
Total Dissolved Solids (TDS)	SM 2540C	100	mg/L	10	11/5/2011
Aluminum	EPA 200.7	<0.045	mg/L	0.045	11/11/2011
Barium	EPA 200.7	0.012	mg/L	0.010	11/11/2011
Beryllium	EPA 200.7	<0.0010	mg/L	0.0010	11/11/2011
Bismuth	EPA 200.7	<0.10	mg/L	0.10	11/11/2011
Boron	EPA 200.7	<0.10	mg/L	0.10	11/11/2011
Cadmium	EPA 200.7	<0.0010	mg/L	0.0010	11/11/2011
Calcium	EPA 200.7	30	mg/L	0.50	11/11/2011
Chromium	EPA 200.7	<0.0050	mg/L	0.0050	11/11/2011
Cobalt	EPA 200.7	<0.010	mg/L	0.010	11/11/2011
Copper	EPA 200.7	<0.050	mg/L	0.050	11/11/2011
Gallium	EPA 200.7	<0.10	mg/L	0.10	11/11/2011
Iron	EPA 200.7	<0.010	mg/L	0.010	11/11/2011
Lithium	EPA 200.7	<0.10	mg/L	0.10	11/11/2011
Magnesium	EPA 200.7	5.2	mg/L	0.50	11/11/2011
Manganese	EPA 200.7	0.12	mg/L	0.0050	11/11/2011
Molybdenum	EPA 200.7	0.027	mg/L	0.010	11/11/2011
Nickel	EPA 200.7	<0.010	mg/L	0.010	11/11/2011
Phosphorus	EPA 200.7	<0.50	mg/L	0.50	11/11/2011
Potassium	EPA 200.7	1.4	mg/L	0.50	11/11/2011
Scandium	EPA 200.7	<0.10	mg/L	0.10	11/11/2011
Silver	EPA 200.7	<0.0050	mg/L	0.0050	11/11/2011
Sodium	EPA 200.7	<0.50	mg/L	0.50	11/11/2011
Strontium	EPA 200.7	0.19	mg/L	0.10	11/11/2011
Tin	EPA 200.7	<0.10	mg/L	0.10	11/11/2011
Titanium	EPA 200.7	<0.10	mg/L	0.10	11/11/2011
Vanadium	EPA 200.7	<0.010	mg/L	0.010	11/11/2011
Zinc	EPA 200.7	0.012	mg/L	0.010	11/11/2011
Mercury	EPA 200.8	<0.00010	mg/L	0.00010	11/17/2011
Antimony	EPA 200.8	<0.0025	mg/L	0.0025	11/17/2011
Arsenic	EPA 200.8	<0.0050	mg/L	0.0050	11/17/2011
Lead	EPA 200.8	<0.0025	mg/L	0.0025	11/17/2011
Selenium	EPA 200.8	<0.0050	mg/L	0.0050	11/17/2011
Thallium	EPA 200.8	<0.0010	mg/L	0.0010	11/17/2011
Uranium	EPA 200.8	0.032	mg/L	0.010	11/17/2011
Anions	Calculation	1.80	meq/L	0.10	
Cations	Calculation	1.97	meq/L	0.10	
Error	Calculation	4.3	%	1.0	

Customer Sample ID: 604 811 WK:40 **Collect Date/Time:** 11/4/2011 09:00

WETLAB Sample ID: 1111082-010 **Receive Date:** 11/4/2011 16:10

PROFILE II

Parameter	Method	Results	Units	Reporting Limit	Date Analyzed
pH	SM 4500-H+ B	8.03	pH Units		11/4/2011
Bicarbonate (HCO3)	SM 2320B	96	mg/L	1.0	11/4/2011
Carbonate (CO3)	SM 2320B	<1.0	mg/L	1.0	11/4/2011
Hydroxide (OH)	SM 2320B	<1.0	mg/L	1.0	11/4/2011
Total Alkalinity	SM 2320B	78	mg/L as CaCO3	1.0	11/4/2011
Chloride	EPA 300.0	<1.00	mg/L	1.00	11/5/2011
Fluoride	EPA 300.0	2.2	mg/L	0.10	11/5/2011
Sulfate	EPA 300.0	18	mg/L	1.0	11/5/2011
Nitrate Nitrogen	EPA 300.0	<1.0	mg/L	1.0	11/5/2011
Nitrite Nitrogen	EPA 300.0	<0.025	mg/L	0.025	11/5/2011
Total Dissolved Solids (TDS)	SM 2540C	110	mg/L	10	11/5/2011
Aluminum	EPA 200.7	<0.045	mg/L	0.045	11/11/2011
Barium	EPA 200.7	<0.010	mg/L	0.010	11/11/2011
Beryllium	EPA 200.7	<0.0010	mg/L	0.0010	11/11/2011
Bismuth	EPA 200.7	<0.10	mg/L	0.10	11/11/2011
Boron	EPA 200.7	<0.10	mg/L	0.10	11/11/2011
Cadmium	EPA 200.7	<0.0010	mg/L	0.0010	11/11/2011
Calcium	EPA 200.7	30	mg/L	0.50	11/11/2011
Chromium	EPA 200.7	<0.0050	mg/L	0.0050	11/11/2011
Cobalt	EPA 200.7	<0.010	mg/L	0.010	11/11/2011
Copper	EPA 200.7	<0.050	mg/L	0.050	11/11/2011
Gallium	EPA 200.7	<0.10	mg/L	0.10	11/11/2011
Iron	EPA 200.7	<0.010	mg/L	0.010	11/11/2011
Lithium	EPA 200.7	<0.10	mg/L	0.10	11/11/2011
Magnesium	EPA 200.7	8.0	mg/L	0.50	11/11/2011
Manganese	EPA 200.7	0.038	mg/L	0.0050	11/11/2011
Molybdenum	EPA 200.7	<0.010	mg/L	0.010	11/11/2011
Nickel	EPA 200.7	<0.010	mg/L	0.010	11/11/2011
Phosphorus	EPA 200.7	<0.50	mg/L	0.50	11/11/2011
Potassium	EPA 200.7	<2.5	mg/L	2.5	11/15/2011
Scandium	EPA 200.7	<0.10	mg/L	0.10	11/11/2011
Silver	EPA 200.7	<0.0050	mg/L	0.0050	11/11/2011
Sodium	EPA 200.7	<0.50	mg/L	0.50	11/11/2011
Strontium	EPA 200.7	0.29	mg/L	0.10	11/11/2011
Tin	EPA 200.7	<0.10	mg/L	0.10	11/11/2011
Titanium	EPA 200.7	<0.10	mg/L	0.10	11/11/2011
Vanadium	EPA 200.7	0.010	mg/L	0.010	11/11/2011
Zinc	EPA 200.7	<0.010	mg/L	0.010	11/11/2011
Mercury	EPA 200.8	<0.00010	mg/L	0.00010	11/17/2011
Antimony	EPA 200.8	<0.0025	mg/L	0.0025	11/17/2011
Arsenic	EPA 200.8	<0.0050	mg/L	0.0050	11/17/2011

Customer Sample ID: 604 811 WK:40 **Collect Date/Time:** 11/4/2011 09:00
WETLAB Sample ID: 1111082-010 **Receive Date:** 11/4/2011 16:10

PROFILE II

Parameter	Method	Results	Units	Reporting Limit	Date Analyzed
Lead	EPA 200.8	<0.0025	mg/L	0.0025	11/17/2011
Selenium	EPA 200.8	<0.0050	mg/L	0.0050	11/17/2011
Thallium	EPA 200.8	<0.0010	mg/L	0.0010	11/17/2011
Uranium	EPA 200.8	<0.010	mg/L	0.010	11/17/2011
Anions	Calculation	2.06	meq/L	0.10	
Cations	Calculation	2.16	meq/L	0.10	
Error	Calculation	2.2	%	1.0	

Customer Sample ID: 604 854 WK:40 **Collect Date/Time:** 11/4/2011 09:00
WETLAB Sample ID: 1111082-011 **Receive Date:** 11/4/2011 16:10

PROFILE II

Parameter	Method	Results	Units	Reporting Limit	Date Analyzed
pH	SM 4500-H+ B	7.70	pH Units		11/4/2011
Bicarbonate (HCO3)	SM 2320B	50	mg/L	1.0	11/4/2011
Carbonate (CO3)	SM 2320B	<1.0	mg/L	1.0	11/4/2011
Hydroxide (OH)	SM 2320B	<1.0	mg/L	1.0	11/4/2011
Total Alkalinity	SM 2320B	41	mg/L as CaCO3	1.0	11/4/2011
Chloride	EPA 300.0	<1.00	mg/L	1.00	11/5/2011
Fluoride	EPA 300.0	2.3	mg/L	0.10	11/5/2011
Sulfate	EPA 300.0	35	mg/L	1.0	11/5/2011
Nitrate Nitrogen	EPA 300.0	<1.0	mg/L	1.0	11/5/2011
Nitrite Nitrogen	EPA 300.0	<0.025	mg/L	0.025	11/5/2011
Total Dissolved Solids (TDS)	SM 2540C	95	mg/L	10	11/5/2011
Aluminum	EPA 200.7	<0.045	mg/L	0.045	11/11/2011
Barium	EPA 200.7	0.031	mg/L	0.010	11/11/2011
Beryllium	EPA 200.7	<0.0010	mg/L	0.0010	11/11/2011
Bismuth	EPA 200.7	<0.10	mg/L	0.10	11/11/2011
Boron	EPA 200.7	<0.10	mg/L	0.10	11/11/2011
Cadmium	EPA 200.7	<0.0010	mg/L	0.0010	11/11/2011
Calcium	EPA 200.7	26	mg/L	0.50	11/11/2011
Chromium	EPA 200.7	<0.0050	mg/L	0.0050	11/11/2011
Cobalt	EPA 200.7	<0.010	mg/L	0.010	11/11/2011
Copper	EPA 200.7	<0.050	mg/L	0.050	11/11/2011
Gallium	EPA 200.7	<0.10	mg/L	0.10	11/11/2011
Iron	EPA 200.7	<0.010	mg/L	0.010	11/11/2011
Lithium	EPA 200.7	<0.10	mg/L	0.10	11/11/2011
Magnesium	EPA 200.7	6.0	mg/L	0.50	11/11/2011
Manganese	EPA 200.7	0.096	mg/L	0.0050	11/11/2011
Molybdenum	EPA 200.7	0.039	mg/L	0.010	11/11/2011
Nickel	EPA 200.7	<0.010	mg/L	0.010	11/11/2011

Customer Sample ID: 604 854 WK:40 **Collect Date/Time:** 11/4/2011 09:00
WETLAB Sample ID: 1111082-011 **Receive Date:** 11/4/2011 16:10

PROFILE II

Parameter	Method	Results	Units	Reporting Limit	Date Analyzed
Phosphorus	EPA 200.7	<0.50	mg/L	0.50	11/11/2011
Potassium	EPA 200.7	1.4	mg/L	0.50	11/11/2011
Scandium	EPA 200.7	<0.10	mg/L	0.10	11/11/2011
Silver	EPA 200.7	<0.0050	mg/L	0.0050	11/11/2011
Sodium	EPA 200.7	<0.50	mg/L	0.50	11/11/2011
Strontium	EPA 200.7	0.14	mg/L	0.10	11/11/2011
Tin	EPA 200.7	<0.10	mg/L	0.10	11/11/2011
Titanium	EPA 200.7	<0.10	mg/L	0.10	11/11/2011
Vanadium	EPA 200.7	<0.010	mg/L	0.010	11/11/2011
Zinc	EPA 200.7	0.011	mg/L	0.010	11/11/2011
Mercury	EPA 200.8	<0.00010	mg/L	0.00010	11/17/2011
Antimony	EPA 200.8	<0.0025	mg/L	0.0025	11/17/2011
Arsenic	EPA 200.8	<0.0050	mg/L	0.0050	11/17/2011
Lead	EPA 200.8	<0.0025	mg/L	0.0025	11/17/2011
Selenium	EPA 200.8	<0.0050	mg/L	0.0050	11/17/2011
Thallium	EPA 200.8	<0.0010	mg/L	0.0010	11/17/2011
Uranium	EPA 200.8	<0.010	mg/L	0.010	11/17/2011
Anions	Calculation	1.67	meq/L	0.10	
Cations	Calculation	1.83	meq/L	0.10	
Error	Calculation	4.6	%	1.0	

Customer Sample ID: 604 862 WK:40 **Collect Date/Time:** 11/4/2011 09:00
WETLAB Sample ID: 1111082-012 **Receive Date:** 11/4/2011 16:10

PROFILE II

Parameter	Method	Results	Units	Reporting Limit	Date Analyzed
pH	SM 4500-H+ B	7.99	pH Units		11/4/2011
Bicarbonate (HCO3)	SM 2320B	290	mg/L	1.0	11/4/2011
Carbonate (CO3)	SM 2320B	<1.0	mg/L	1.0	11/4/2011
Hydroxide (OH)	SM 2320B	<1.0	mg/L	1.0	11/4/2011
Total Alkalinity	SM 2320B	230	mg/L as CaCO3	1.0	11/4/2011
Chloride	EPA 300.0	<2.0	mg/L	2.0	11/5/2011
Fluoride	EPA 300.0	2.5	mg/L	0.20	11/5/2011
Sulfate	EPA 300.0	15	mg/L	2.0	11/5/2011
Nitrate Nitrogen	EPA 300.0	<1.0	mg/L	1.0	11/5/2011
Nitrite Nitrogen	EPA 300.0	<0.050	mg/L	0.050	11/5/2011
Total Dissolved Solids (TDS)	SM 2540C	280	mg/L	10	11/5/2011
Aluminum	EPA 200.7	<0.045	mg/L	0.045	11/11/2011
Barium	EPA 200.7	0.016	mg/L	0.010	11/11/2011
Beryllium	EPA 200.7	<0.0010	mg/L	0.0010	11/11/2011
Bismuth	EPA 200.7	<0.10	mg/L	0.10	11/11/2011

Customer Sample ID: 604 862 WK:40
WETLAB Sample ID: 1111082-012
Collect Date/Time: 11/4/2011 09:00
Receive Date: 11/4/2011 16:10

PROFILE II

Parameter	Method	Results	Units	Reporting Limit	Date Analyzed
Boron	EPA 200.7	<0.10	mg/L	0.10	11/11/2011
Cadmium	EPA 200.7	<0.0010	mg/L	0.0010	11/11/2011
Calcium	EPA 200.7	95	mg/L	0.50	11/11/2011
Chromium	EPA 200.7	<0.0050	mg/L	0.0050	11/11/2011
Cobalt	EPA 200.7	<0.010	mg/L	0.010	11/11/2011
Copper	EPA 200.7	<0.050	mg/L	0.050	11/11/2011
Gallium	EPA 200.7	<0.10	mg/L	0.10	11/11/2011
Iron	EPA 200.7	<0.010	mg/L	0.010	11/11/2011
Lithium	EPA 200.7	<0.10	mg/L	0.10	11/11/2011
Magnesium	EPA 200.7	12	mg/L	0.50	11/11/2011
Manganese	EPA 200.7	0.079	mg/L	0.0050	11/11/2011
Molybdenum	EPA 200.7	<0.010	mg/L	0.010	11/11/2011
Nickel	EPA 200.7	<0.010	mg/L	0.010	11/11/2011
Phosphorus	EPA 200.7	<0.50	mg/L	0.50	11/11/2011
Potassium	EPA 200.7	1.3	mg/L	0.50	11/11/2011
Scandium	EPA 200.7	<0.10	mg/L	0.10	11/11/2011
Silver	EPA 200.7	<0.0050	mg/L	0.0050	11/11/2011
Sodium	EPA 200.7	0.63	mg/L	0.50	11/11/2011
Strontium	EPA 200.7	0.68	mg/L	0.10	11/11/2011
Tin	EPA 200.7	<0.10	mg/L	0.10	11/11/2011
Titanium	EPA 200.7	<0.10	mg/L	0.10	11/11/2011
Vanadium	EPA 200.7	0.014	mg/L	0.010	11/11/2011
Zinc	EPA 200.7	<0.010	mg/L	0.010	11/11/2011
Mercury	EPA 200.8	<0.00010	mg/L	0.00010	11/17/2011
Antimony	EPA 200.8	<0.0025	mg/L	0.0025	11/17/2011
Arsenic	EPA 200.8	<0.0050	mg/L	0.0050	11/17/2011
Lead	EPA 200.8	<0.0025	mg/L	0.0025	11/17/2011
Selenium	EPA 200.8	<0.0050	mg/L	0.0050	11/17/2011
Thallium	EPA 200.8	<0.0010	mg/L	0.0010	11/17/2011
Uranium	EPA 200.8	<0.010	mg/L	0.010	11/17/2011
Anions	Calculation	5.20	meq/L	0.10	
Cations	Calculation	5.79	meq/L	0.10	
Error	Calculation	5.4	%	1.0	

Customer Sample ID: 604 867 WK:40
WETLAB Sample ID: 1111082-013
Collect Date/Time: 11/4/2011 09:00
Receive Date: 11/4/2011 16:10

PROFILE II

Parameter	Method	Results	Units	Reporting Limit	Date Analyzed
pH	SM 4500-H+ B	7.88	pH Units		11/4/2011
Bicarbonate (HCO3)	SM 2320B	130	mg/L	1.0	11/4/2011

Customer Sample ID: 604 867 WK:40 **Collect Date/Time:** 11/4/2011 09:00

WETLAB Sample ID: 1111082-013 **Receive Date:** 11/4/2011 16:10

PROFILE II

Parameter	Method	Results	Units	Reporting Limit	Date Analyzed
Carbonate (CO3)	SM 2320B	<1.0	mg/L	1.0	11/4/2011
Hydroxide (OH)	SM 2320B	<1.0	mg/L	1.0	11/4/2011
Total Alkalinity	SM 2320B	110	mg/L as CaCO3	1.0	11/4/2011
Chloride	EPA 300.0	<1.00	mg/L	1.00	11/5/2011
Fluoride	EPA 300.0	1.6	mg/L	0.10	11/5/2011
Sulfate	EPA 300.0	85	mg/L	1.0	11/5/2011
Nitrate Nitrogen	EPA 300.0	<1.0	mg/L	1.0	11/5/2011
Nitrite Nitrogen	EPA 300.0	<0.025	mg/L	0.025	11/5/2011
Total Dissolved Solids (TDS)	SM 2540C	240	mg/L	10	11/5/2011
Aluminum	EPA 200.7	<0.045	mg/L	0.045	11/11/2011
Barium	EPA 200.7	<0.010	mg/L	0.010	11/11/2011
Beryllium	EPA 200.7	<0.0010	mg/L	0.0010	11/11/2011
Bismuth	EPA 200.7	<0.10	mg/L	0.10	11/11/2011
Boron	EPA 200.7	<0.10	mg/L	0.10	11/11/2011
Cadmium	EPA 200.7	<0.0010	mg/L	0.0010	11/11/2011
Calcium	EPA 200.7	77	mg/L	0.50	11/11/2011
Chromium	EPA 200.7	<0.0050	mg/L	0.0050	11/11/2011
Cobalt	EPA 200.7	<0.010	mg/L	0.010	11/11/2011
Copper	EPA 200.7	0.24	mg/L	0.050	11/11/2011
Gallium	EPA 200.7	<0.10	mg/L	0.10	11/11/2011
Iron	EPA 200.7	<0.010	mg/L	0.010	11/11/2011
Lithium	EPA 200.7	<0.10	mg/L	0.10	11/11/2011
Magnesium	EPA 200.7	4.6	mg/L	0.50	11/11/2011
Manganese	EPA 200.7	0.16	mg/L	0.0050	11/11/2011
Molybdenum	EPA 200.7	<0.010	mg/L	0.010	11/11/2011
Nickel	EPA 200.7	<0.010	mg/L	0.010	11/11/2011
Phosphorus	EPA 200.7	<0.50	mg/L	0.50	11/11/2011
Potassium	EPA 200.7	1.3	mg/L	0.50	11/11/2011
Scandium	EPA 200.7	<0.10	mg/L	0.10	11/11/2011
Silver	EPA 200.7	<0.0050	mg/L	0.0050	11/11/2011
Sodium	EPA 200.7	0.50	mg/L	0.50	11/11/2011
Strontium	EPA 200.7	0.31	mg/L	0.10	11/11/2011
Tin	EPA 200.7	<0.10	mg/L	0.10	11/11/2011
Titanium	EPA 200.7	<0.10	mg/L	0.10	11/11/2011
Vanadium	EPA 200.7	<0.010	mg/L	0.010	11/11/2011
Zinc	EPA 200.7	0.025	mg/L	0.010	11/11/2011
Mercury	EPA 200.8	<0.00010	mg/L	0.00010	11/17/2011
Antimony	EPA 200.8	<0.0025	mg/L	0.0025	11/17/2011
Arsenic	EPA 200.8	<0.0050	mg/L	0.0050	11/17/2011
Lead	EPA 200.8	<0.0025	mg/L	0.0025	11/17/2011
Selenium	EPA 200.8	<0.0050	mg/L	0.0050	11/17/2011

Customer Sample ID: 604 867 WK:40
WETLAB Sample ID: 1111082-013
Collect Date/Time: 11/4/2011 09:00
Receive Date: 11/4/2011 16:10

PROFILE II

Parameter	Method	Results	Units	Reporting Limit	Date Analyzed
Thallium	EPA 200.8	<0.0010	mg/L	0.0010	11/17/2011
Uranium	EPA 200.8	<0.010	mg/L	0.010	11/17/2011
Anions	Calculation	3.98	meq/L	0.10	
Cations	Calculation	4.29	meq/L	0.10	
Error	Calculation	3.7	%	1.0	

Customer Sample ID: 605 033 WK:40
WETLAB Sample ID: 1111082-014
Collect Date/Time: 11/4/2011 09:00
Receive Date: 11/4/2011 16:10

PROFILE II

Parameter	Method	Results	Units	Reporting Limit	Date Analyzed
pH	SM 4500-H+ B	7.62	pH Units		11/4/2011
Bicarbonate (HCO3)	SM 2320B	47	mg/L	1.0	11/4/2011
Carbonate (CO3)	SM 2320B	<1.0	mg/L	1.0	11/4/2011
Hydroxide (OH)	SM 2320B	<1.0	mg/L	1.0	11/4/2011
Total Alkalinity	SM 2320B	38	mg/L as CaCO3	1.0	11/4/2011
Chloride	EPA 300.0	<1.00	mg/L	1.00	11/5/2011
Fluoride	EPA 300.0	1.9	mg/L	0.10	11/5/2011
Sulfate	EPA 300.0	16	mg/L	1.0	11/5/2011
Nitrate Nitrogen	EPA 300.0	<1.0	mg/L	1.0	11/5/2011
Nitrite Nitrogen	EPA 300.0	<0.025	mg/L	0.025	11/5/2011
Total Dissolved Solids (TDS)	SM 2540C	76	mg/L	10	11/5/2011
Aluminum	EPA 200.7	<0.045	mg/L	0.045	11/11/2011
Barium	EPA 200.7	0.013	mg/L	0.010	11/11/2011
Beryllium	EPA 200.7	<0.0010	mg/L	0.0010	11/11/2011
Bismuth	EPA 200.7	<0.10	mg/L	0.10	11/11/2011
Boron	EPA 200.7	<0.10	mg/L	0.10	11/11/2011
Cadmium	EPA 200.7	<0.0010	mg/L	0.0010	11/11/2011
Calcium	EPA 200.7	23	mg/L	0.50	11/11/2011
Chromium	EPA 200.7	<0.0050	mg/L	0.0050	11/11/2011
Cobalt	EPA 200.7	<0.010	mg/L	0.010	11/11/2011
Copper	EPA 200.7	<0.050	mg/L	0.050	11/11/2011
Gallium	EPA 200.7	<0.10	mg/L	0.10	11/11/2011
Iron	EPA 200.7	<0.010	mg/L	0.010	11/11/2011
Lithium	EPA 200.7	<0.10	mg/L	0.10	11/11/2011
Magnesium	EPA 200.7	1.1	mg/L	0.50	11/11/2011
Manganese	EPA 200.7	0.066	mg/L	0.0050	11/11/2011
Molybdenum	EPA 200.7	0.018	mg/L	0.010	11/11/2011
Nickel	EPA 200.7	<0.010	mg/L	0.010	11/11/2011
Phosphorus	EPA 200.7	<0.50	mg/L	0.50	11/11/2011
Potassium	EPA 200.7	1.3	mg/L	0.50	11/11/2011

Customer Sample ID: 605 033 WK:40
WETLAB Sample ID: 1111082-014
Collect Date/Time: 11/4/2011 09:00
Receive Date: 11/4/2011 16:10

PROFILE II

Parameter	Method	Results	Units	Reporting Limit	Date Analyzed
Scandium	EPA 200.7	<0.10	mg/L	0.10	11/11/2011
Silver	EPA 200.7	<0.0050	mg/L	0.0050	11/11/2011
Sodium	EPA 200.7	0.55	mg/L	0.50	11/11/2011
Strontium	EPA 200.7	0.13	mg/L	0.10	11/11/2011
Tin	EPA 200.7	<0.10	mg/L	0.10	11/11/2011
Titanium	EPA 200.7	<0.10	mg/L	0.10	11/11/2011
Vanadium	EPA 200.7	<0.010	mg/L	0.010	11/11/2011
Zinc	EPA 200.7	<0.010	mg/L	0.010	11/11/2011
Mercury	EPA 200.8	<0.00010	mg/L	0.00010	11/17/2011
Antimony	EPA 200.8	<0.0025	mg/L	0.0025	11/17/2011
Arsenic	EPA 200.8	<0.0050	mg/L	0.0050	11/17/2011
Lead	EPA 200.8	<0.0025	mg/L	0.0025	11/17/2011
Selenium	EPA 200.8	<0.0050	mg/L	0.0050	11/17/2011
Thallium	EPA 200.8	<0.0010	mg/L	0.0010	11/17/2011
Uranium	EPA 200.8	<0.010	mg/L	0.010	11/17/2011
Anions	Calculation	1.20	meq/L	0.10	
Cations	Calculation	1.30	meq/L	0.10	
Error	Calculation	3.8	%	1.0	

Customer Sample ID: 605 153 WK:40
WETLAB Sample ID: 1111082-015
Collect Date/Time: 11/4/2011 09:00
Receive Date: 11/4/2011 16:10

PROFILE II

Parameter	Method	Results	Units	Reporting Limit	Date Analyzed
pH	SM 4500-H+ B	7.52	pH Units		11/4/2011
Bicarbonate (HCO3)	SM 2320B	31	mg/L	1.0	11/4/2011
Carbonate (CO3)	SM 2320B	<1.0	mg/L	1.0	11/4/2011
Hydroxide (OH)	SM 2320B	<1.0	mg/L	1.0	11/4/2011
Total Alkalinity	SM 2320B	25	mg/L as CaCO3	1.0	11/4/2011
Chloride	EPA 300.0	<1.00	mg/L	1.00	11/5/2011
Fluoride	EPA 300.0	0.88	mg/L	0.10	11/5/2011
Sulfate	EPA 300.0	8.4	mg/L	1.0	11/5/2011
Nitrate Nitrogen	EPA 300.0	<1.0	mg/L	1.0	11/5/2011
Nitrite Nitrogen	EPA 300.0	<0.025	mg/L	0.025	11/5/2011
Total Dissolved Solids (TDS)	SM 2540C	25	mg/L	10	11/5/2011
Aluminum	EPA 200.7	<0.20	mg/L	0.20	11/15/2011
Barium	EPA 200.7	0.080	mg/L	0.010	11/11/2011
Beryllium	EPA 200.7	<0.0010	mg/L	0.0010	11/11/2011
Bismuth	EPA 200.7	<0.10	mg/L	0.10	11/11/2011
Boron	EPA 200.7	<0.10	mg/L	0.10	11/11/2011
Cadmium	EPA 200.7	<0.0010	mg/L	0.0010	11/11/2011

Customer Sample ID: 605 153 WK:40 **Collect Date/Time:** 11/4/2011 09:00
WETLAB Sample ID: 1111082-015 **Receive Date:** 11/4/2011 16:10

PROFILE II

Parameter	Method	Results	Units	Reporting Limit	Date Analyzed
Calcium	EPA 200.7	12	mg/L	0.50	11/11/2011
Chromium	EPA 200.7	<0.0050	mg/L	0.0050	11/11/2011
Cobalt	EPA 200.7	<0.010	mg/L	0.010	11/11/2011
Copper	EPA 200.7	<0.050	mg/L	0.050	11/11/2011
Gallium	EPA 200.7	<0.10	mg/L	0.10	11/11/2011
Iron	EPA 200.7	<0.010	mg/L	0.010	11/11/2011
Lithium	EPA 200.7	<0.10	mg/L	0.10	11/11/2011
Magnesium	EPA 200.7	1.1	mg/L	0.50	11/11/2011
Manganese	EPA 200.7	0.035	mg/L	0.0050	11/11/2011
Molybdenum	EPA 200.7	0.010	mg/L	0.010	11/11/2011
Nickel	EPA 200.7	<0.010	mg/L	0.010	11/11/2011
Phosphorus	EPA 200.7	<0.50	mg/L	0.50	11/11/2011
Potassium	EPA 200.7	<2.5	mg/L	2.5	11/15/2011
Scandium	EPA 200.7	<0.10	mg/L	0.10	11/11/2011
Silver	EPA 200.7	<0.0050	mg/L	0.0050	11/11/2011
Sodium	EPA 200.7	<0.50	mg/L	0.50	11/11/2011
Strontium	EPA 200.7	0.55	mg/L	0.10	11/11/2011
Tin	EPA 200.7	<0.10	mg/L	0.10	11/11/2011
Titanium	EPA 200.7	<0.10	mg/L	0.10	11/11/2011
Vanadium	EPA 200.7	<0.010	mg/L	0.010	11/11/2011
Zinc	EPA 200.7	<0.010	mg/L	0.010	11/11/2011
Mercury	EPA 200.8	<0.00010	mg/L	0.00010	11/17/2011
Antimony	EPA 200.8	<0.0025	mg/L	0.0025	11/17/2011
Arsenic	EPA 200.8	<0.0050	mg/L	0.0050	11/17/2011
Lead	EPA 200.8	<0.0025	mg/L	0.0025	11/17/2011
Selenium	EPA 200.8	<0.0050	mg/L	0.0050	11/17/2011
Thallium	EPA 200.8	<0.0010	mg/L	0.0010	11/17/2011
Uranium	EPA 200.8	<0.010	mg/L	0.010	11/17/2011
Anions	Calculation	0.73	meq/L	0.10	
Cations	Calculation	0.69	meq/L	0.10	
Error	Calculation	2.7	%	1.0	

Customer Sample ID: SRK 0854 WK:40 **Collect Date/Time:** 11/4/2011 09:00
WETLAB Sample ID: 1111082-016 **Receive Date:** 11/4/2011 16:10

PROFILE II

Parameter	Method	Results	Units	Reporting Limit	Date Analyzed
pH	SM 4500-H+ B	5.06	pH Units		11/4/2011
Bicarbonate (HCO3)	SM 2320B	<1.0	mg/L	1.0	11/4/2011
Carbonate (CO3)	SM 2320B	<1.0	mg/L	1.0	11/4/2011
Hydroxide (OH)	SM 2320B	<1.0	mg/L	1.0	11/4/2011

Customer Sample ID: SRK 0854 WK:40 **Collect Date/Time:** 11/4/2011 09:00

WETLAB Sample ID: 1111082-016 **Receive Date:** 11/4/2011 16:10

PROFILE II

Parameter	Method	Results	Units	Reporting Limit	Date Analyzed
Total Alkalinity	SM 2320B	<1.0	mg/L as CaCO3	1.0	11/4/2011
Chloride	EPA 300.0	<1.00	mg/L	1.00	11/5/2011
Fluoride	EPA 300.0	0.30	mg/L	0.10	11/5/2011
Sulfate	EPA 300.0	110	mg/L	1.0	11/5/2011
Nitrate Nitrogen	EPA 300.0	<1.0	mg/L	1.0	11/5/2011
Nitrite Nitrogen	EPA 300.0	<0.025	mg/L	0.025	11/5/2011
Total Dissolved Solids (TDS)	SM 2540C	170	mg/L	10	11/5/2011
Aluminum	EPA 200.7	0.10	mg/L	0.045	11/11/2011
Barium	EPA 200.7	0.023	mg/L	0.010	11/11/2011
Beryllium	EPA 200.7	<0.0010	mg/L	0.0010	11/11/2011
Bismuth	EPA 200.7	<0.10	mg/L	0.10	11/11/2011
Boron	EPA 200.7	<0.10	mg/L	0.10	11/11/2011
Cadmium	EPA 200.7	<0.0050	mg/L	0.0050	11/14/2011
Calcium	EPA 200.7	12	mg/L	0.50	11/11/2011
Chromium	EPA 200.7	<0.0050	mg/L	0.0050	11/11/2011
Cobalt	EPA 200.7	<0.010	mg/L	0.010	11/11/2011
Copper	EPA 200.7	45	mg/L	0.050	11/11/2011
Gallium	EPA 200.7	<0.10	mg/L	0.10	11/11/2011
Iron	EPA 200.7	<0.010	mg/L	0.010	11/11/2011
Lithium	EPA 200.7	<0.10	mg/L	0.10	11/11/2011
Magnesium	EPA 200.7	0.70	mg/L	0.50	11/11/2011
Manganese	EPA 200.7	0.20	mg/L	0.0050	11/11/2011
Molybdenum	EPA 200.7	<0.010	mg/L	0.010	11/11/2011
Nickel	EPA 200.7	<0.010	mg/L	0.010	11/11/2011
Phosphorus	EPA 200.7	0.64	mg/L	0.50	11/11/2011
Potassium	EPA 200.7	0.72	mg/L	0.50	11/11/2011
Scandium	EPA 200.7	<0.10	mg/L	0.10	11/11/2011
Silver	EPA 200.7	<0.0050	mg/L	0.0050	11/11/2011
Sodium	EPA 200.7	<0.50	mg/L	0.50	11/11/2011
Strontium	EPA 200.7	<0.10	mg/L	0.10	11/11/2011
Tin	EPA 200.7	<0.10	mg/L	0.10	11/11/2011
Titanium	EPA 200.7	<0.10	mg/L	0.10	11/11/2011
Vanadium	EPA 200.7	<0.010	mg/L	0.010	11/11/2011
Zinc	EPA 200.7	0.25	mg/L	0.010	11/11/2011
Mercury	EPA 200.8	<0.00010	mg/L	0.00010	11/17/2011
Antimony	EPA 200.8	<0.0025	mg/L	0.0025	11/17/2011
Arsenic	EPA 200.8	<0.0050	mg/L	0.0050	11/17/2011
Lead	EPA 200.8	0.0065	mg/L	0.0025	11/17/2011
Selenium	EPA 200.8	<0.0050	mg/L	0.0050	11/17/2011
Thallium	EPA 200.8	<0.0010	mg/L	0.0010	11/17/2011
Uranium	EPA 200.8	<0.010	mg/L	0.010	11/17/2011

Customer Sample ID: SRK 0854 WK:40 **Collect Date/Time:** 11/4/2011 09:00
WETLAB Sample ID: 1111082-016 **Receive Date:** 11/4/2011 16:10

PROFILE II

Parameter	Method	Results	Units	Reporting Limit	Date Analyzed
Anions	Calculation	2.31	meq/L	0.10	
Cations	Calculation	2.12	meq/L	0.10	
Error	Calculation	4.3	%	1.0	

Customer Sample ID: SRK 0858 WK:40 **Collect Date/Time:** 11/4/2011 09:00
WETLAB Sample ID: 1111082-017 **Receive Date:** 11/4/2011 16:10

PROFILE II

Parameter	Method	Results	Units	Reporting Limit	Date Analyzed
pH	SM 4500-H+ B	2.69	pH Units		11/4/2011
Acidity (Titrimetric)	SM 2310B	330	mg/L as CaCO3		11/4/2011
Chloride	EPA 300.0	<5.0	mg/L	5.0	11/5/2011
Fluoride	EPA 300.0	0.58	mg/L	0.50	11/5/2011
Sulfate	EPA 300.0	440	mg/L	5.0	11/5/2011
Nitrate Nitrogen	EPA 300.0	<1.0	mg/L	1.0	11/5/2011
Nitrite Nitrogen	EPA 300.0	<0.12	mg/L	0.12	11/5/2011
Total Dissolved Solids (TDS)	SM 2540C	460	mg/L	10	11/5/2011
Aluminum	EPA 200.7	11	mg/L	0.045	11/11/2011
Barium	EPA 200.7	<0.010	mg/L	0.010	11/11/2011
Beryllium	EPA 200.7	<0.0010	mg/L	0.0010	11/11/2011
Bismuth	EPA 200.7	<0.10	mg/L	0.10	11/11/2011
Boron	EPA 200.7	<0.10	mg/L	0.10	11/11/2011
Cadmium	EPA 200.7	0.0049	mg/L	0.0010	11/11/2011
Calcium	EPA 200.7	3.0	mg/L	0.50	11/11/2011
Chromium	EPA 200.7	0.021	mg/L	0.0050	11/11/2011
Cobalt	EPA 200.7	0.055	mg/L	0.010	11/11/2011
Copper	EPA 200.7	7.5	mg/L	0.050	11/11/2011
Gallium	EPA 200.7	<0.10	mg/L	0.10	11/11/2011
Iron	EPA 200.7	47	mg/L	0.010	11/11/2011
Lithium	EPA 200.7	<0.10	mg/L	0.10	11/11/2011
Magnesium	EPA 200.7	1.4	mg/L	0.50	11/11/2011
Manganese	EPA 200.7	0.13	mg/L	0.0050	11/11/2011
Molybdenum	EPA 200.7	<0.010	mg/L	0.010	11/11/2011
Nickel	EPA 200.7	<0.010	mg/L	0.010	11/11/2011
Phosphorus	EPA 200.7	0.59	mg/L	0.50	11/11/2011
Potassium	EPA 200.7	<0.50	mg/L	0.50	11/11/2011
Scandium	EPA 200.7	<0.10	mg/L	0.10	11/11/2011
Silver	EPA 200.7	<0.0050	mg/L	0.0050	11/11/2011
Sodium	EPA 200.7	1.8	mg/L	0.50	11/11/2011
Strontium	EPA 200.7	<0.10	mg/L	0.10	11/11/2011
Tin	EPA 200.7	<0.10	mg/L	0.10	11/11/2011

Customer Sample ID: SRK 0858 WK:40 **Collect Date/Time:** 11/4/2011 09:00
WETLAB Sample ID: 1111082-017 **Receive Date:** 11/4/2011 16:10

PROFILE II

Parameter	Method	Results	Units	Reporting Limit	Date Analyzed
Titanium	EPA 200.7	<0.10	mg/L	0.10	11/11/2011
Vanadium	EPA 200.7	<0.010	mg/L	0.010	11/11/2011
Zinc	EPA 200.7	0.041	mg/L	0.010	11/11/2011
Mercury	EPA 200.8	<0.00010	mg/L	0.00010	11/17/2011
Antimony	EPA 200.8	<0.0025	mg/L	0.0025	11/17/2011
Arsenic	EPA 200.8	<0.0050	mg/L	0.0050	11/17/2011
Lead	EPA 200.8	0.0066	mg/L	0.0025	11/17/2011
Selenium	EPA 200.8	<0.0050	mg/L	0.0050	11/17/2011
Thallium	EPA 200.8	<0.0010	mg/L	0.0010	11/17/2011
Uranium	EPA 200.8	0.015	mg/L	0.010	11/17/2011
Anions	Calculation	9.19	meq/L	0.10	
Cations	Calculation	7.70	meq/L	0.10	
Error	Calculation	8.8	%	1.0	

Customer Sample ID: SRK 0864 WK:40 **Collect Date/Time:** 11/4/2011 09:00
WETLAB Sample ID: 1111082-018 **Receive Date:** 11/4/2011 16:10

PROFILE II

Parameter	Method	Results	Units	Reporting Limit	Date Analyzed
pH	SM 4500-H+ B	7.69	pH Units		11/4/2011
Bicarbonate (HCO3)	SM 2320B	34	mg/L	1.0	11/4/2011
Carbonate (CO3)	SM 2320B	<1.0	mg/L	1.0	11/4/2011
Hydroxide (OH)	SM 2320B	<1.0	mg/L	1.0	11/4/2011
Total Alkalinity	SM 2320B	28	mg/L as CaCO3	1.0	11/4/2011
Chloride	EPA 300.0	<1.00	mg/L	1.00	11/5/2011
Fluoride	EPA 300.0	0.20	mg/L	0.10	11/5/2011
Sulfate	EPA 300.0	1.6	mg/L	1.0	11/5/2011
Nitrate Nitrogen	EPA 300.0	<1.0	mg/L	1.0	11/5/2011
Nitrite Nitrogen	EPA 300.0	<0.025	mg/L	0.025	11/5/2011
Total Dissolved Solids (TDS)	SM 2540C	48	mg/L	10	11/5/2011
Aluminum	EPA 200.7	<0.045	mg/L	0.045	11/11/2011
Barium	EPA 200.7	0.014	mg/L	0.010	11/11/2011
Beryllium	EPA 200.7	<0.0010	mg/L	0.0010	11/11/2011
Bismuth	EPA 200.7	<0.10	mg/L	0.10	11/11/2011
Boron	EPA 200.7	<0.10	mg/L	0.10	11/11/2011
Cadmium	EPA 200.7	<0.0010	mg/L	0.0010	11/11/2011
Calcium	EPA 200.7	11	mg/L	0.50	11/11/2011
Chromium	EPA 200.7	<0.0050	mg/L	0.0050	11/11/2011
Cobalt	EPA 200.7	<0.010	mg/L	0.010	11/11/2011
Copper	EPA 200.7	<0.050	mg/L	0.050	11/11/2011
Gallium	EPA 200.7	<0.10	mg/L	0.10	11/11/2011

Customer Sample ID: SRK 0864 WK:40 **Collect Date/Time:** 11/4/2011 09:00
WETLAB Sample ID: 1111082-018 **Receive Date:** 11/4/2011 16:10

PROFILE II

Parameter	Method	Results	Units	Reporting Limit	Date Analyzed
Iron	EPA 200.7	<0.010	mg/L	0.010	11/11/2011
Lithium	EPA 200.7	<0.10	mg/L	0.10	11/11/2011
Magnesium	EPA 200.7	1.5	mg/L	0.50	11/11/2011
Manganese	EPA 200.7	<0.0050	mg/L	0.0050	11/11/2011
Molybdenum	EPA 200.7	<0.010	mg/L	0.010	11/11/2011
Nickel	EPA 200.7	<0.010	mg/L	0.010	11/11/2011
Phosphorus	EPA 200.7	<0.50	mg/L	0.50	11/11/2011
Potassium	EPA 200.7	1.1	mg/L	0.50	11/11/2011
Scandium	EPA 200.7	<0.10	mg/L	0.10	11/11/2011
Silver	EPA 200.7	<0.0050	mg/L	0.0050	11/11/2011
Sodium	EPA 200.7	0.62	mg/L	0.50	11/11/2011
Strontium	EPA 200.7	<0.10	mg/L	0.10	11/11/2011
Tin	EPA 200.7	<0.10	mg/L	0.10	11/11/2011
Titanium	EPA 200.7	<0.10	mg/L	0.10	11/11/2011
Vanadium	EPA 200.7	<0.010	mg/L	0.010	11/11/2011
Zinc	EPA 200.7	<0.010	mg/L	0.010	11/11/2011
Mercury	EPA 200.8	<0.00010	mg/L	0.00010	11/17/2011
Antimony	EPA 200.8	<0.0025	mg/L	0.0025	11/17/2011
Arsenic	EPA 200.8	<0.0050	mg/L	0.0050	11/17/2011
Lead	EPA 200.8	<0.0025	mg/L	0.0025	11/17/2011
Selenium	EPA 200.8	<0.0050	mg/L	0.0050	11/17/2011
Thallium	EPA 200.8	<0.0010	mg/L	0.0010	11/17/2011
Uranium	EPA 200.8	<0.010	mg/L	0.010	11/17/2011
Anions	Calculation	0.60	meq/L	0.10	
Cations	Calculation	0.73	meq/L	0.10	
Error	Calculation	9.5	%	1.0	

Customer Sample ID: SRK 0866 WK:40 **Collect Date/Time:** 11/4/2011 09:00
WETLAB Sample ID: 1111082-019 **Receive Date:** 11/4/2011 16:10

PROFILE II

Parameter	Method	Results	Units	Reporting Limit	Date Analyzed
pH	SM 4500-H+ B	6.44	pH Units		11/4/2011
Bicarbonate (HCO3)	SM 2320B	2.3	mg/L	1.0	11/4/2011
Carbonate (CO3)	SM 2320B	<1.0	mg/L	1.0	11/4/2011
Hydroxide (OH)	SM 2320B	<1.0	mg/L	1.0	11/4/2011
Total Alkalinity	SM 2320B	1.9	mg/L as CaCO3	1.0	11/4/2011
Chloride	EPA 300.0	<1.00	mg/L	1.00	11/5/2011
Fluoride	EPA 300.0	0.81	mg/L	0.10	11/5/2011
Sulfate	EPA 300.0	6.6	mg/L	1.0	11/5/2011
Nitrate Nitrogen	EPA 300.0	<1.0	mg/L	1.0	11/5/2011

Customer Sample ID: SRK 0866 WK:40 **Collect Date/Time:** 11/4/2011 09:00

WETLAB Sample ID: 1111082-019 **Receive Date:** 11/4/2011 16:10

PROFILE II

Parameter	Method	Results	Units	Reporting Limit	Date Analyzed
Nitrite Nitrogen	EPA 300.0	<0.025	mg/L	0.025	11/5/2011
Total Dissolved Solids (TDS)	SM 2540C	12 HT	mg/L	10	11/17/2011
Aluminum	EPA 200.7	0.088	mg/L	0.045	11/11/2011
Barium	EPA 200.7	<0.010	mg/L	0.010	11/11/2011
Beryllium	EPA 200.7	<0.0010	mg/L	0.0010	11/11/2011
Bismuth	EPA 200.7	<0.10	mg/L	0.10	11/11/2011
Boron	EPA 200.7	<0.10	mg/L	0.10	11/11/2011
Cadmium	EPA 200.7	<0.0010	mg/L	0.0010	11/11/2011
Calcium	EPA 200.7	3.2	mg/L	0.50	11/11/2011
Chromium	EPA 200.7	<0.0050	mg/L	0.0050	11/11/2011
Cobalt	EPA 200.7	<0.010	mg/L	0.010	11/11/2011
Copper	EPA 200.7	<0.050	mg/L	0.050	11/11/2011
Gallium	EPA 200.7	<0.10	mg/L	0.10	11/11/2011
Iron	EPA 200.7	<0.010	mg/L	0.010	11/11/2011
Lithium	EPA 200.7	<0.10	mg/L	0.10	11/11/2011
Magnesium	EPA 200.7	<0.50	mg/L	0.50	11/11/2011
Manganese	EPA 200.7	0.0065	mg/L	0.0050	11/11/2011
Molybdenum	EPA 200.7	<0.010	mg/L	0.010	11/11/2011
Nickel	EPA 200.7	<0.010	mg/L	0.010	11/11/2011
Phosphorus	EPA 200.7	<0.50	mg/L	0.50	11/11/2011
Potassium	EPA 200.7	1.6	mg/L	0.50	11/11/2011
Scandium	EPA 200.7	<0.10	mg/L	0.10	11/11/2011
Silver	EPA 200.7	<0.0050	mg/L	0.0050	11/11/2011
Sodium	EPA 200.7	<0.50	mg/L	0.50	11/11/2011
Strontium	EPA 200.7	<0.10	mg/L	0.10	11/11/2011
Tin	EPA 200.7	<0.10	mg/L	0.10	11/11/2011
Titanium	EPA 200.7	<0.10	mg/L	0.10	11/11/2011
Vanadium	EPA 200.7	<0.010	mg/L	0.010	11/11/2011
Zinc	EPA 200.7	<0.010	mg/L	0.010	11/11/2011
Mercury	EPA 200.8	<0.00010	mg/L	0.00010	11/17/2011
Antimony	EPA 200.8	<0.0025	mg/L	0.0025	11/17/2011
Arsenic	EPA 200.8	<0.0050	mg/L	0.0050	11/17/2011
Lead	EPA 200.8	<0.0025	mg/L	0.0025	11/17/2011
Selenium	EPA 200.8	<0.0050	mg/L	0.0050	11/17/2011
Thallium	EPA 200.8	<0.0010	mg/L	0.0010	11/17/2011
Uranium	EPA 200.8	<0.010	mg/L	0.010	11/17/2011
Anions	Calculation	0.22	meq/L	0.10	
Cations	Calculation	0.21	meq/L	0.10	
Error	Calculation	1.7	%	1.0	

Customer Sample ID: SRK 0867 WK:40 **Collect Date/Time:** 11/4/2011 09:00

WETLAB Sample ID: 1111082-020 **Receive Date:** 11/4/2011 16:10

PROFILE II

Parameter	Method	Results	Units	Reporting Limit	Date Analyzed
pH	SM 4500-H+ B	7.27	pH Units		11/4/2011
Bicarbonate (HCO3)	SM 2320B	21	mg/L	1.0	11/4/2011
Carbonate (CO3)	SM 2320B	<1.0	mg/L	1.0	11/4/2011
Hydroxide (OH)	SM 2320B	<1.0	mg/L	1.0	11/4/2011
Total Alkalinity	SM 2320B	17	mg/L as CaCO3	1.0	11/4/2011
Chloride	EPA 300.0	<1.00	mg/L	1.00	11/5/2011
Fluoride	EPA 300.0	0.44	mg/L	0.10	11/5/2011
Sulfate	EPA 300.0	20	mg/L	1.0	11/5/2011
Nitrate Nitrogen	EPA 300.0	<1.0	mg/L	1.0	11/5/2011
Nitrite Nitrogen	EPA 300.0	<0.025	mg/L	0.025	11/5/2011
Total Dissolved Solids (TDS)	SM 2540C	73 HT	mg/L	10	11/17/2011
Aluminum	EPA 200.7	<0.045	mg/L	0.045	11/11/2011
Barium	EPA 200.7	0.016	mg/L	0.010	11/11/2011
Beryllium	EPA 200.7	<0.0010	mg/L	0.0010	11/11/2011
Bismuth	EPA 200.7	<0.10	mg/L	0.10	11/11/2011
Boron	EPA 200.7	<0.10	mg/L	0.10	11/11/2011
Cadmium	EPA 200.7	<0.0010	mg/L	0.0010	11/11/2011
Calcium	EPA 200.7	14	mg/L	0.50	11/11/2011
Chromium	EPA 200.7	<0.0050	mg/L	0.0050	11/11/2011
Cobalt	EPA 200.7	<0.010	mg/L	0.010	11/11/2011
Copper	EPA 200.7	<0.050	mg/L	0.050	11/11/2011
Gallium	EPA 200.7	<0.10	mg/L	0.10	11/11/2011
Iron	EPA 200.7	<0.010	mg/L	0.010	11/11/2011
Lithium	EPA 200.7	<0.10	mg/L	0.10	11/11/2011
Magnesium	EPA 200.7	1.2	mg/L	0.50	11/11/2011
Manganese	EPA 200.7	0.012	mg/L	0.0050	11/11/2011
Molybdenum	EPA 200.7	0.011	mg/L	0.010	11/11/2011
Nickel	EPA 200.7	<0.010	mg/L	0.010	11/11/2011
Phosphorus	EPA 200.7	<0.50	mg/L	0.50	11/11/2011
Potassium	EPA 200.7	<0.50	mg/L	0.50	11/11/2011
Scandium	EPA 200.7	<0.10	mg/L	0.10	11/11/2011
Silver	EPA 200.7	<0.0050	mg/L	0.0050	11/11/2011
Sodium	EPA 200.7	<0.50	mg/L	0.50	11/11/2011
Strontium	EPA 200.7	<0.10	mg/L	0.10	11/11/2011
Tin	EPA 200.7	<0.10	mg/L	0.10	11/11/2011
Titanium	EPA 200.7	<0.10	mg/L	0.10	11/11/2011
Vanadium	EPA 200.7	<0.010	mg/L	0.010	11/11/2011
Zinc	EPA 200.7	<0.010	mg/L	0.010	11/11/2011
Mercury	EPA 200.8	<0.00010	mg/L	0.00010	11/17/2011
Antimony	EPA 200.8	0.0073	mg/L	0.0025	11/17/2011
Arsenic	EPA 200.8	<0.0050	mg/L	0.0050	11/17/2011

Customer Sample ID: SRK 0867 WK:40 **Collect Date/Time:** 11/4/2011 09:00
WETLAB Sample ID: 1111082-020 **Receive Date:** 11/4/2011 16:10

PROFILE II

Parameter	Method	Results	Units	Reporting Limit	Date Analyzed
Lead	EPA 200.8	<0.0025	mg/L	0.0025	11/17/2011
Selenium	EPA 200.8	<0.0050	mg/L	0.0050	11/17/2011
Thallium	EPA 200.8	<0.0010	mg/L	0.0010	11/17/2011
Uranium	EPA 200.8	<0.010	mg/L	0.010	11/17/2011
Anions	Calculation	0.78	meq/L	0.10	
Cations	Calculation	0.80	meq/L	0.10	
Error	Calculation	<1.0	%	1.0	

Customer Sample ID: SRK 0872 WK:40 **Collect Date/Time:** 11/4/2011 09:00
WETLAB Sample ID: 1111082-021 **Receive Date:** 11/4/2011 16:10

PROFILE II

Parameter	Method	Results	Units	Reporting Limit	Date Analyzed
pH	SM 4500-H+ B	7.26	pH Units		11/4/2011
Bicarbonate (HCO3)	SM 2320B	24	mg/L	1.0	11/4/2011
Carbonate (CO3)	SM 2320B	<1.0	mg/L	1.0	11/4/2011
Hydroxide (OH)	SM 2320B	<1.0	mg/L	1.0	11/4/2011
Total Alkalinity	SM 2320B	19	mg/L as CaCO3	1.0	11/4/2011
Chloride	EPA 300.0	<1.00	mg/L	1.00	11/5/2011
Fluoride	EPA 300.0	0.27	mg/L	0.10	11/5/2011
Sulfate	EPA 300.0	54	mg/L	1.0	11/5/2011
Nitrate Nitrogen	EPA 300.0	<1.0	mg/L	1.0	11/5/2011
Nitrite Nitrogen	EPA 300.0	<0.025	mg/L	0.025	11/5/2011
Total Dissolved Solids (TDS)	SM 2540C	120	mg/L	10	11/5/2011
Aluminum	EPA 200.7	<0.045	mg/L	0.045	11/11/2011
Barium	EPA 200.7	0.020	mg/L	0.010	11/11/2011
Beryllium	EPA 200.7	<0.0010	mg/L	0.0010	11/11/2011
Bismuth	EPA 200.7	<0.10	mg/L	0.10	11/11/2011
Boron	EPA 200.7	<0.10	mg/L	0.10	11/11/2011
Cadmium	EPA 200.7	<0.0010	mg/L	0.0010	11/11/2011
Calcium	EPA 200.7	29	mg/L	0.50	11/11/2011
Chromium	EPA 200.7	<0.0050	mg/L	0.0050	11/11/2011
Cobalt	EPA 200.7	<0.010	mg/L	0.010	11/11/2011
Copper	EPA 200.7	<0.050	mg/L	0.050	11/11/2011
Gallium	EPA 200.7	<0.10	mg/L	0.10	11/11/2011
Iron	EPA 200.7	<0.010	mg/L	0.010	11/11/2011
Lithium	EPA 200.7	<0.10	mg/L	0.10	11/11/2011
Magnesium	EPA 200.7	0.98	mg/L	0.50	11/11/2011
Manganese	EPA 200.7	<0.0050	mg/L	0.0050	11/11/2011
Molybdenum	EPA 200.7	0.31	mg/L	0.010	11/11/2011
Nickel	EPA 200.7	<0.010	mg/L	0.010	11/11/2011

Customer Sample ID: SRK 0872 WK:40
WETLAB Sample ID: 1111082-021

Collect Date/Time: 11/4/2011 09:00
Receive Date: 11/4/2011 16:10

PROFILE II

Parameter	Method	Results	Units	Reporting Limit	Date Analyzed
Phosphorus	EPA 200.7	<0.50	mg/L	0.50	11/11/2011
Potassium	EPA 200.7	<0.50	mg/L	0.50	11/11/2011
Scandium	EPA 200.7	<0.10	mg/L	0.10	11/11/2011
Silver	EPA 200.7	<0.0050	mg/L	0.0050	11/11/2011
Sodium	EPA 200.7	<0.50	mg/L	0.50	11/11/2011
Strontium	EPA 200.7	<0.10	mg/L	0.10	11/11/2011
Tin	EPA 200.7	<0.10	mg/L	0.10	11/11/2011
Titanium	EPA 200.7	<0.10	mg/L	0.10	11/11/2011
Vanadium	EPA 200.7	<0.010	mg/L	0.010	11/11/2011
Zinc	EPA 200.7	<0.010	mg/L	0.010	11/11/2011
Mercury	EPA 200.8	<0.00010	mg/L	0.00010	11/17/2011
Antimony	EPA 200.8	<0.0025	mg/L	0.0025	11/17/2011
Arsenic	EPA 200.8	<0.0050	mg/L	0.0050	11/17/2011
Lead	EPA 200.8	<0.0025	mg/L	0.0025	11/17/2011
Selenium	EPA 200.8	<0.0050	mg/L	0.0050	11/17/2011
Thallium	EPA 200.8	<0.0010	mg/L	0.0010	11/17/2011
Uranium	EPA 200.8	<0.010	mg/L	0.010	11/17/2011
Anions	Calculation	1.53	meq/L	0.10	
Cations	Calculation	1.53	meq/L	0.10	
Error	Calculation	<1.0	%	1.0	

Western Environmental Testing Laboratory
QC Report

QCBatchID	QCType	Parameter	Method	Result	Units
QC11110172	Blank 1	Fluoride	EPA 300.0	<0.10	mg/L
QC11110172	Blank 2	Fluoride	EPA 300.0	<0.10	mg/L
QC11110173	Blank 1	Fluoride	EPA 300.0	<0.10	mg/L
QC11110173	Blank 2	Fluoride	EPA 300.0	<0.10	mg/L
QC11110173	Blank 3	Fluoride	EPA 300.0	<0.10	mg/L
QC11110175	Blank 1	Chloride	EPA 300.0	<1.0	mg/L
QC11110175	Blank 2	Chloride	EPA 300.0	<1.0	mg/L
QC11110175	Blank 3	Chloride	EPA 300.0	<1.0	mg/L
QC11110176	Blank 1	Chloride	EPA 300.0	<1.0	mg/L
QC11110176	Blank 2	Chloride	EPA 300.0	<1.0	mg/L
QC11110177	Blank 1	Nitrite Nitrogen	EPA 300.0	<0.025	mg/L
QC11110177	Blank 2	Nitrite Nitrogen	EPA 300.0	<0.025	mg/L
QC11110177	Blank 3	Nitrite Nitrogen	EPA 300.0	<0.025	mg/L
QC11110178	Blank 1	Nitrite Nitrogen	EPA 300.0	<0.025	mg/L
QC11110178	Blank 2	Nitrite Nitrogen	EPA 300.0	<0.025	mg/L
QC11110178	Blank 3	Nitrite Nitrogen	EPA 300.0	<0.025	mg/L
QC11110180	Blank 1	Nitrate Nitrogen	EPA 300.0	<1.0	mg/L
QC11110180	Blank 2	Nitrate Nitrogen	EPA 300.0	<1.0	mg/L
QC11110180	Blank 3	Nitrate Nitrogen	EPA 300.0	<1.0	mg/L
QC11110181	Blank 1	Nitrate Nitrogen	EPA 300.0	<1.0	mg/L
QC11110181	Blank 2	Nitrate Nitrogen	EPA 300.0	<1.0	mg/L
QC11110183	Blank 1	Sulfate	EPA 300.0	<1.0	mg/L
QC11110183	Blank 2	Sulfate	EPA 300.0	<1.0	mg/L
QC11110183	Blank 3	Sulfate	EPA 300.0	<1.0	mg/L
QC11110184	Blank 1	Sulfate	EPA 300.0	<1.0	mg/L
QC11110184	Blank 2	Sulfate	EPA 300.0	<1.0	mg/L
QC11110184	Blank 3	Sulfate	EPA 300.0	<1.0	mg/L
QC11110280	Blank 1	Total Dissolved Solids (TDS)	SM 2540C	<10	mg/L
QC11110280	Blank 2	Total Dissolved Solids (TDS)	SM 2540C	<10	mg/L
QC11110280	Blank 3	Total Dissolved Solids (TDS)	SM 2540C	<10	mg/L
QC11110342	Blank 1	Aluminum, Dissolved	EPA 200.7	<0.045	mg/L
		Barium, Dissolved	EPA 200.7	<0.010	mg/L
		Beryllium, Dissolved	EPA 200.7	<0.0010	mg/L
		Bismuth, Dissolved	EPA 200.7	<0.10	mg/L
		Boron, Dissolved	EPA 200.7	<0.10	mg/L
		Cadmium, Dissolved	EPA 200.7	<0.0010	mg/L
		Calcium, Dissolved	EPA 200.7	<0.50	mg/L
		Chromium, Dissolved	EPA 200.7	<0.0050	mg/L
		Cobalt, Dissolved	EPA 200.7	<0.010	mg/L
		Copper, Dissolved	EPA 200.7	<0.050	mg/L
		Gallium, Dissolved	EPA 200.7	<0.10	mg/L
		Iron, Dissolved	EPA 200.7	<0.010	mg/L
		Lithium, Dissolved	EPA 200.7	<0.10	mg/L
		Magnesium, Dissolved	EPA 200.7	<0.50	mg/L
		Manganese, Dissolved	EPA 200.7	<0.0050	mg/L
		Molybdenum, Dissolved	EPA 200.7	<0.010	mg/L
		Nickel, Dissolved	EPA 200.7	<0.010	mg/L
		Phosphorus, Dissolved	EPA 200.7	<0.50	mg/L
		Potassium, Dissolved	EPA 200.7	<0.50	mg/L
		Scandium, Dissolved	EPA 200.7	<0.10	mg/L

QCBatchID	QCType	Parameter	Method	Result	Units
		Silver, Dissolved	EPA 200.7	<0.0050	mg/L
		Sodium, Dissolved	EPA 200.7	<0.50	mg/L
		Strontium, Dissolved	EPA 200.7	<0.10	mg/L
		Tin, Dissolved	EPA 200.7	<0.10	mg/L
		Titanium, Dissolved	EPA 200.7	<0.10	mg/L
		Vanadium, Dissolved	EPA 200.7	<0.010	mg/L
		Zinc, Dissolved	EPA 200.7	<0.0050	mg/L
QC11110344	Blank 1	Aluminum, Dissolved	EPA 200.7	<0.045	mg/L
		Barium, Dissolved	EPA 200.7	<0.010	mg/L
		Beryllium, Dissolved	EPA 200.7	<0.0010	mg/L
		Bismuth, Dissolved	EPA 200.7	<0.10	mg/L
		Boron, Dissolved	EPA 200.7	<0.10	mg/L
		Cadmium, Dissolved	EPA 200.7	<0.0010	mg/L
		Calcium, Dissolved	EPA 200.7	<0.50	mg/L
		Chromium, Dissolved	EPA 200.7	<0.0050	mg/L
		Cobalt, Dissolved	EPA 200.7	<0.010	mg/L
		Copper, Dissolved	EPA 200.7	<0.050	mg/L
		Gallium, Dissolved	EPA 200.7	<0.10	mg/L
		Iron, Dissolved	EPA 200.7	<0.010	mg/L
		Lithium, Dissolved	EPA 200.7	<0.10	mg/L
		Magnesium, Dissolved	EPA 200.7	<0.50	mg/L
		Manganese, Dissolved	EPA 200.7	<0.0050	mg/L
		Molybdenum, Dissolved	EPA 200.7	<0.010	mg/L
		Nickel, Dissolved	EPA 200.7	<0.010	mg/L
		Phosphorus, Dissolved	EPA 200.7	<0.50	mg/L
		Potassium, Dissolved	EPA 200.7	<0.50	mg/L
		Scandium, Dissolved	EPA 200.7	<0.10	mg/L
		Silver, Dissolved	EPA 200.7	<0.0050	mg/L
		Sodium, Dissolved	EPA 200.7	<0.50	mg/L
		Strontium, Dissolved	EPA 200.7	<0.10	mg/L
		Tin, Dissolved	EPA 200.7	<0.10	mg/L
		Titanium, Dissolved	EPA 200.7	<0.10	mg/L
		Vanadium, Dissolved	EPA 200.7	<0.010	mg/L
		Zinc, Dissolved	EPA 200.7	<0.0050	mg/L
QC11110358	Blank 1	Aluminum	EPA 200.7	<0.045	mg/L
		Barium	EPA 200.7	<0.010	mg/L
		Beryllium	EPA 200.7	<0.0010	mg/L
		Bismuth	EPA 200.7	<0.10	mg/L
		Boron	EPA 200.7	<0.10	mg/L
		Cadmium	EPA 200.7	<0.0010	mg/L
		Calcium	EPA 200.7	<0.50	mg/L
		Chromium	EPA 200.7	<0.0050	mg/L
		Cobalt	EPA 200.7	<0.010	mg/L
		Copper	EPA 200.7	<0.050	mg/L
		Gallium	EPA 200.7	<0.10	mg/L
		Iron	EPA 200.7	<0.010	mg/L
		Lithium	EPA 200.7	<0.10	mg/L
		Magnesium	EPA 200.7	<0.50	mg/L
		Manganese	EPA 200.7	<0.0050	mg/L
		Molybdenum	EPA 200.7	<0.010	mg/L
		Nickel	EPA 200.7	<0.010	mg/L
		Phosphorus	EPA 200.7	<0.50	mg/L
		Potassium	EPA 200.7	<0.50	mg/L
		Scandium	EPA 200.7	<0.10	mg/L
		Silver	EPA 200.7	<0.0050	mg/L
		Sodium	EPA 200.7	<0.50	mg/L

QCBatchID	QCType	Parameter	Method	Result	Units
		Strontium	EPA 200.7	<0.10	mg/L
		Tin	EPA 200.7	<0.10	mg/L
		Titanium	EPA 200.7	<0.10	mg/L
		Vanadium	EPA 200.7	<0.010	mg/L
		Zinc	EPA 200.7	<0.010	mg/L
QC11110359	Blank 1	Aluminum	EPA 200.7	<0.045	mg/L
		Barium	EPA 200.7	<0.010	mg/L
		Beryllium	EPA 200.7	<0.0010	mg/L
		Bismuth	EPA 200.7	<0.10	mg/L
		Boron	EPA 200.7	<0.10	mg/L
		Cadmium	EPA 200.7	<0.0010	mg/L
		Calcium	EPA 200.7	<0.50	mg/L
		Chromium	EPA 200.7	<0.0050	mg/L
		Cobalt	EPA 200.7	<0.010	mg/L
		Copper	EPA 200.7	<0.050	mg/L
		Gallium	EPA 200.7	<0.10	mg/L
		Iron	EPA 200.7	<0.010	mg/L
		Lithium	EPA 200.7	<0.10	mg/L
		Magnesium	EPA 200.7	<0.50	mg/L
		Manganese	EPA 200.7	<0.0050	mg/L
		Molybdenum	EPA 200.7	<0.010	mg/L
		Nickel	EPA 200.7	<0.010	mg/L
		Phosphorus	EPA 200.7	<0.50	mg/L
		Potassium	EPA 200.7	<0.50	mg/L
		Scandium	EPA 200.7	<0.10	mg/L
		Silver	EPA 200.7	<0.0050	mg/L
		Sodium	EPA 200.7	<0.50	mg/L
		Strontium	EPA 200.7	<0.10	mg/L
		Tin	EPA 200.7	<0.10	mg/L
		Titanium	EPA 200.7	<0.10	mg/L
		Vanadium	EPA 200.7	<0.010	mg/L
		Zinc	EPA 200.7	<0.010	mg/L
QC11110363	Blank 1	Uranium, Dissolved	EPA 200.8	<0.010	mg/L
		Mercury, Dissolved	EPA 200.8	<0.00010	mg/L
		Antimony, Dissolved	EPA 200.8	<0.0025	mg/L
		Arsenic, Dissolved	EPA 200.8	<0.0050	mg/L
		Lead, Dissolved	EPA 200.8	<0.0025	mg/L
		Selenium, Dissolved	EPA 200.8	<0.0050	mg/L
		Thallium, Dissolved	EPA 200.8	<0.0010	mg/L
QC11110375	Blank 1	Uranium, Dissolved	EPA 200.8	<0.010	mg/L
		Mercury, Dissolved	EPA 200.8	<0.00010	mg/L
		Antimony, Dissolved	EPA 200.8	<0.0025	mg/L
		Arsenic, Dissolved	EPA 200.8	<0.0050	mg/L
		Lead, Dissolved	EPA 200.8	<0.0025	mg/L
		Selenium, Dissolved	EPA 200.8	<0.0050	mg/L
		Thallium, Dissolved	EPA 200.8	<0.0010	mg/L
QC11110588	Blank 1	Mercury	EPA 200.8	<0.00010	mg/L
		Antimony	EPA 200.8	<0.0025	mg/L
		Arsenic	EPA 200.8	<0.0050	mg/L
		Lead	EPA 200.8	<0.0025	mg/L
		Selenium	EPA 200.8	<0.0050	mg/L
		Thallium	EPA 200.8	<0.0010	mg/L
		Uranium	EPA 200.8	<0.010	mg/L
QC11110589	Blank 1	Mercury	EPA 200.8	<0.00010	mg/L
		Antimony	EPA 200.8	<0.0025	mg/L
		Arsenic	EPA 200.8	<0.0050	mg/L

QCBatchID	QCType	Parameter	Method	Result	Units
		Lead	EPA 200.8	<0.0025	mg/L
		Selenium	EPA 200.8	<0.0050	mg/L
		Thallium	EPA 200.8	<0.0010	mg/L
		Uranium	EPA 200.8	<0.010	mg/L

QCBatchID	QCType	Parameter	Method	Result	Actual	% Recovery	Units
QC11110161	LCS 1	pH	SM 4500-H+ B	7.00	7.00	100	pH Units
QC11110161	LCS 2	pH	SM 4500-H+ B	7.01	7.00	100	pH Units
QC11110161	LCS 3	pH	SM 4500-H+ B	7.00	7.00	100	pH Units
QC11110161	LCS 4	pH	SM 4500-H+ B	7.00	7.00	100	pH Units
QC11110163	LCS 1	Alkalinity	SM 2320B	94.9	100	95	mg/L
QC11110163	LCS 2	Alkalinity	SM 2320B	94.4	100	94	mg/L
QC11110163	LCS 3	Alkalinity	SM 2320B	93.6	100	94	mg/L
QC11110163	LCS 4	Alkalinity	SM 2320B	94.5	100	94	mg/L
QC11110172	LCS 1	Fluoride	EPA 300.0	2.16	2.00	108	mg/L
QC11110173	LCS 1	Fluoride	EPA 300.0	2.16	2.00	108	mg/L
QC11110175	LCS 1	Chloride	EPA 300.0	10.3	10.0	103	mg/L
QC11110176	LCS 1	Chloride	EPA 300.0	10.3	10.0	103	mg/L
QC11110177	LCS 1	Nitrite Nitrogen	EPA 300.0	0.517	0.500	103	mg/L
QC11110178	LCS 1	Nitrite Nitrogen	EPA 300.0	0.517	0.500	103	mg/L
QC11110180	LCS 1	Nitrate Nitrogen	EPA 300.0	2.00	2.00	100	mg/L
QC11110181	LCS 1	Nitrate Nitrogen	EPA 300.0	2.00	2.00	100	mg/L
QC11110183	LCS 1	Sulfate	EPA 300.0	25.0	25.0	100	mg/L
QC11110184	LCS 1	Sulfate	EPA 300.0	25.0	25.0	100	mg/L
QC11110280	LCS 1	Total Dissolved Solids (TDS)	SM 2540C	155	150	103	mg/L
QC11110280	LCS 2	Total Dissolved Solids (TDS)	SM 2540C	149	150	100	mg/L
QC11110280	LCS 3	Total Dissolved Solids (TDS)	SM 2540C	148	150	99	mg/L
QC11110342	LCS 1	Aluminum	EPA 200.7	1.04	1.00	104	mg/L
		Barium	EPA 200.7	1.06	1.00	106	mg/L
		Beryllium	EPA 200.7	1.06	1.00	106	mg/L
		Bismuth	EPA 200.7	1.06	1.00	106	mg/L
		Boron	EPA 200.7	1.04	1.00	104	mg/L
		Cadmium	EPA 200.7	1.07	1.00	107	mg/L
		Calcium	EPA 200.7	10.6	10.0	106	mg/L
		Chromium	EPA 200.7	1.05	1.00	105	mg/L
		Cobalt	EPA 200.7	1.07	1.00	107	mg/L
		Copper	EPA 200.7	5.14	5.00	103	mg/L
		Gallium	EPA 200.7	1.04	1.00	104	mg/L
		Iron	EPA 200.7	1.05	1.00	105	mg/L
		Lithium	EPA 200.7	1.03	1.00	103	mg/L
		Magnesium	EPA 200.7	10.7	10.0	107	mg/L
		Manganese	EPA 200.7	1.05	1.00	105	mg/L
		Molybdenum	EPA 200.7	1.06	1.00	106	mg/L
		Nickel	EPA 200.7	5.34	5.00	107	mg/L
		Phosphorus	EPA 200.7	5.34	5.00	107	mg/L
		Potassium	EPA 200.7	10.7	10.0	107	mg/L
		Scandium	EPA 200.7	1.04	1.00	104	mg/L
		Silver	EPA 200.7	0.094	0.090	105	mg/L
		Sodium	EPA 200.7	10.6	10.0	106	mg/L
		Strontium	EPA 200.7	1.05	1.00	105	mg/L
		Tin	EPA 200.7	1.06	1.00	106	mg/L
		Titanium	EPA 200.7	1.07	1.00	107	mg/L
		Vanadium	EPA 200.7	1.05	1.00	105	mg/L
		Zinc	EPA 200.7	1.09	1.00	109	mg/L
QC11110344	LCS 1	Aluminum	EPA 200.7	1.06	1.00	106	mg/L
		Barium	EPA 200.7	1.07	1.00	107	mg/L

QCBatchID	QCType	Parameter	Method	Result	Actual	% Recovery	Units
		Beryllium	EPA 200.7	1.08	1.00	108	mg/L
		Bismuth	EPA 200.7	1.10	1.00	110	mg/L
		Boron	EPA 200.7	1.06	1.00	106	mg/L
		Cadmium	EPA 200.7	1.09	1.00	109	mg/L
		Calcium	EPA 200.7	10.8	10.0	108	mg/L
		Chromium	EPA 200.7	1.06	1.00	106	mg/L
		Cobalt	EPA 200.7	1.08	1.00	108	mg/L
		Copper	EPA 200.7	5.18	5.00	104	mg/L
		Gallium	EPA 200.7	1.06	1.00	106	mg/L
		Iron	EPA 200.7	1.06	1.00	106	mg/L
		Lithium	EPA 200.7	1.05	1.00	105	mg/L
		Magnesium	EPA 200.7	10.6	10.0	106	mg/L
		Manganese	EPA 200.7	1.08	1.00	108	mg/L
		Molybdenum	EPA 200.7	1.08	1.00	108	mg/L
		Nickel	EPA 200.7	5.38	5.00	108	mg/L
		Phosphorus	EPA 200.7	5.47	5.00	109	mg/L
		Potassium	EPA 200.7	10.6	10.0	106	mg/L
		Scandium	EPA 200.7	1.06	1.00	106	mg/L
		Silver	EPA 200.7	0.096	0.090	107	mg/L
		Sodium	EPA 200.7	10.9	10.0	109	mg/L
		Strontium	EPA 200.7	1.09	1.00	109	mg/L
		Tin	EPA 200.7	1.08	1.00	108	mg/L
		Titanium	EPA 200.7	1.05	1.00	105	mg/L
		Vanadium	EPA 200.7	1.07	1.00	107	mg/L
		Zinc	EPA 200.7	1.10	1.00	110	mg/L
QC11110358	LCS 1	Aluminum	EPA 200.7	1.06	1.00	106	mg/L
		Barium	EPA 200.7	1.08	1.00	108	mg/L
		Beryllium	EPA 200.7	1.06	1.00	106	mg/L
		Bismuth	EPA 200.7	1.08	1.00	108	mg/L
		Boron	EPA 200.7	1.05	1.00	105	mg/L
		Cadmium	EPA 200.7	1.10	1.00	110	mg/L
		Calcium	EPA 200.7	10.7	10.0	107	mg/L
		Chromium	EPA 200.7	1.06	1.00	106	mg/L
		Cobalt	EPA 200.7	1.09	1.00	109	mg/L
		Copper	EPA 200.7	5.10	5.00	102	mg/L
		Gallium	EPA 200.7	1.06	1.00	106	mg/L
		Iron	EPA 200.7	1.05	1.00	105	mg/L
		Lithium	EPA 200.7	0.984	1.00	98	mg/L
		Magnesium	EPA 200.7	10.7	10.0	107	mg/L
		Manganese	EPA 200.7	1.08	1.00	108	mg/L
		Molybdenum	EPA 200.7	1.09	1.00	109	mg/L
		Nickel	EPA 200.7	5.45	5.00	109	mg/L
		Phosphorus	EPA 200.7	5.60	5.00	112	mg/L
		Potassium	EPA 200.7	10.4	10.0	104	mg/L
		Scandium	EPA 200.7	1.03	1.00	103	mg/L
		Silver	EPA 200.7	0.096	0.090	106	mg/L
		Sodium	EPA 200.7	9.99	10.0	100	mg/L
		Strontium	EPA 200.7	0.985	1.00	98	mg/L
		Tin	EPA 200.7	1.07	1.00	107	mg/L
		Titanium	EPA 200.7	1.04	1.00	104	mg/L
		Vanadium	EPA 200.7	1.06	1.00	106	mg/L
		Zinc	EPA 200.7	1.13	1.00	113	mg/L
QC11110359	LCS 1	Aluminum	EPA 200.7	1.06	1.00	106	mg/L
		Barium	EPA 200.7	1.08	1.00	108	mg/L
		Beryllium	EPA 200.7	1.06	1.00	106	mg/L
		Bismuth	EPA 200.7	1.08	1.00	108	mg/L

QCBatchID	QCType	Parameter	Method	Result	Actual	% Recovery	Units
		Boron	EPA 200.7	1.05	1.00	105	mg/L
		Cadmium	EPA 200.7	1.10	1.00	110	mg/L
		Calcium	EPA 200.7	10.7	10.0	107	mg/L
		Chromium	EPA 200.7	1.06	1.00	106	mg/L
		Cobalt	EPA 200.7	1.09	1.00	109	mg/L
		Copper	EPA 200.7	5.10	5.00	102	mg/L
		Gallium	EPA 200.7	1.06	1.00	106	mg/L
		Iron	EPA 200.7	1.05	1.00	105	mg/L
		Lithium	EPA 200.7	0.984	1.00	98	mg/L
		Magnesium	EPA 200.7	10.7	10.0	107	mg/L
		Manganese	EPA 200.7	1.08	1.00	108	mg/L
		Molybdenum	EPA 200.7	1.09	1.00	109	mg/L
		Nickel	EPA 200.7	5.45	5.00	109	mg/L
		Phosphorus	EPA 200.7	5.60	5.00	112	mg/L
		Potassium	EPA 200.7	10.4	10.0	104	mg/L
		Scandium	EPA 200.7	1.03	1.00	103	mg/L
		Silver	EPA 200.7	0.096	0.090	106	mg/L
		Sodium	EPA 200.7	9.99	10.0	100	mg/L
		Strontium	EPA 200.7	0.985	1.00	98	mg/L
		Tin	EPA 200.7	1.07	1.00	107	mg/L
		Titanium	EPA 200.7	1.04	1.00	104	mg/L
		Vanadium	EPA 200.7	1.06	1.00	106	mg/L
		Zinc	EPA 200.7	1.13	1.00	113	mg/L
QC11110363	LCS 1	Mercury	EPA 200.8	0.000989	0.001	99	mg/L
		Antimony	EPA 200.8	0.0102	0.010	102	mg/L
		Arsenic	EPA 200.8	0.0496	0.050	99	mg/L
		Lead	EPA 200.8	0.0101	0.010	101	mg/L
		Selenium	EPA 200.8	0.0483	0.050	97	mg/L
		Thallium	EPA 200.8	0.0099	0.010	99	mg/L
		Uranium	EPA 200.8	0.0097	0.010	97	mg/L
QC11110375	LCS 1	Mercury	EPA 200.8	0.001041	0.001	104	mg/L
		Antimony	EPA 200.8	0.0099	0.010	99	mg/L
		Arsenic	EPA 200.8	0.0501	0.050	100	mg/L
		Lead	EPA 200.8	0.0101	0.010	101	mg/L
		Selenium	EPA 200.8	0.0490	0.050	98	mg/L
		Thallium	EPA 200.8	0.0097	0.010	97	mg/L
		Uranium	EPA 200.8	0.0099	0.010	99	mg/L
QC11110588	LCS 1	Mercury	EPA 200.8	0.000983	0.001	98	mg/L
		Antimony	EPA 200.8	0.0098	0.010	98	mg/L
		Arsenic	EPA 200.8	0.0493	0.050	99	mg/L
		Lead	EPA 200.8	0.0099	0.010	99	mg/L
		Selenium	EPA 200.8	0.0495	0.050	99	mg/L
		Thallium	EPA 200.8	0.0095	0.010	95	mg/L
		Uranium	EPA 200.8	<0.0100	0.010	97	mg/L
QC11110589	LCS 1	Mercury	EPA 200.8	0.000983	0.001	98	mg/L
		Antimony	EPA 200.8	0.0098	0.010	98	mg/L
		Arsenic	EPA 200.8	0.0493	0.050	99	mg/L
		Lead	EPA 200.8	0.0099	0.010	99	mg/L
		Selenium	EPA 200.8	0.0495	0.050	99	mg/L
		Thallium	EPA 200.8	0.0095	0.010	95	mg/L
		Uranium	EPA 200.8	<0.0100	0.010	97	mg/L

QCBatchID	QCType	Parameter	Method	Duplicate Sample	Sample Result	Duplicate Result	Units	RPD
QC11110161	Duplicate	pH	SM 4500-H+ B	1111030-001	8.42	8.48	pH Units	1 %

QCBatchID	QCType	Parameter	Method	Duplicate Sample	Sample Result	Duplicate Result		Units	RPD
QC11110161	Duplicate	pH	SM 4500-H+ B	1111032-002	8.07	8.08		pH Units	<1%
QC11110161	Duplicate	pH	SM 4500-H+ B	1111072-001	8.37	8.43		pH Units	1 %
QC11110161	Duplicate	pH	SM 4500-H+ B	1111074-005	7.53	7.46		pH Units	1 %
QC11110161	Duplicate	pH	SM 4500-H+ B	1111084-001	2.96	2.94		pH Units	1 %
QC11110161	Duplicate	pH	SM 4500-H+ B	1111085-001	9.79	9.81		pH Units	<1%
QC11110161	Duplicate	pH	SM 4500-H+ B	1111085-002	9.94	9.95		pH Units	<1%
QC11110161	Duplicate	pH	SM 4500-H+ B	1111086-003	7.77	7.69		pH Units	1 %
QC11110163	Duplicate	Bicarbonate (HCO3)	SM 2320B	1111030-001	48.1	55.1		mg/L	14 %
		Carbonate (CO3)	SM 2320B	1111030-001	3.19	<1.000	Q	mg/L	200 %
		Hydroxide (OH)	SM 2320B	1111030-001	<1.000	<1.000		mg/L	<1%
		Total Alkalinity	SM 2320B	1111030-001	44.8	45.2		mg/L as CaCO3	1 %
QC11110163	Duplicate	Bicarbonate (HCO3)	SM 2320B	1111032-002	254	253		mg/L	1 %
		Carbonate (CO3)	SM 2320B	1111032-002	<1.000	<1.000		mg/L	<1%
		Hydroxide (OH)	SM 2320B	1111032-002	<1.000	<1.000		mg/L	<1%
		Total Alkalinity	SM 2320B	1111032-002	209	207		mg/L as CaCO3	1 %
QC11110163	Duplicate	Bicarbonate (HCO3)	SM 2320B	1111072-001	81.7	79.0		mg/L	3 %
		Carbonate (CO3)	SM 2320B	1111072-001	2.27	4.70	Q	mg/L	70 %
		Hydroxide (OH)	SM 2320B	1111072-001	<1.000	<1.000		mg/L	<1%
		Total Alkalinity	SM 2320B	1111072-001	70.7	72.5		mg/L as CaCO3	3 %
QC11110163	Duplicate	Bicarbonate (HCO3)	SM 2320B	1111074-005	423	422		mg/L	<1%
		Carbonate (CO3)	SM 2320B	1111074-005	<1.000	<1.000		mg/L	<1%
		Hydroxide (OH)	SM 2320B	1111074-005	<1.000	<1.000		mg/L	<1%
		Total Alkalinity	SM 2320B	1111074-005	347	346		mg/L as CaCO3	<1%
QC11110163	Duplicate	Bicarbonate (HCO3)	SM 2320B	1111082-002	23.7	22.5		mg/L	5 %
		Carbonate (CO3)	SM 2320B	1111082-002	<1.000	<1.000		mg/L	<1%
		Hydroxide (OH)	SM 2320B	1111082-002	<1.000	<1.000		mg/L	<1%
		Total Alkalinity	SM 2320B	1111082-002	19.4	18.5		mg/L as CaCO3	5 %
QC11110163	Duplicate	Bicarbonate (HCO3)	SM 2320B	1111085-001	36.2	31.4		mg/L	14 %
		Carbonate (CO3)	SM 2320B	1111085-001	60.1	62.0		mg/L	3 %
		Hydroxide (OH)	SM 2320B	1111085-001	<1.000	<1.000		mg/L	<1%
		Total Alkalinity	SM 2320B	1111085-001	129	129		mg/L as CaCO3	1 %
QC11110163	Duplicate	Bicarbonate (HCO3)	SM 2320B	1111085-002	25.9	23.2		mg/L	11 %
		Carbonate (CO3)	SM 2320B	1111085-002	76.3	83.8		mg/L	9 %
		Hydroxide (OH)	SM 2320B	1111085-002	<1.000	<1.000		mg/L	<1%
		Total Alkalinity	SM 2320B	1111085-002	148	158		mg/L as CaCO3	7 %
QC11110163	Duplicate	Bicarbonate (HCO3)	SM 2320B	1111086-003	315	332		mg/L	5 %
		Carbonate (CO3)	SM 2320B	1111086-003	<1.000	<1.000		mg/L	<1%
		Hydroxide (OH)	SM 2320B	1111086-003	<1.000	<1.000		mg/L	<1%
		Total Alkalinity	SM 2320B	1111086-003	258	272		mg/L as CaCO3	5 %
QC11110280	Duplicate	Total Dissolved Solids (TDS)	SM 2540C	1111032-001	534	528		mg/L	1 %
QC11110280	Duplicate	Total Dissolved Solids (TDS)	SM 2540C	1111073-001	207	205		mg/L	1 %
QC11110280	Duplicate	Total Dissolved Solids (TDS)	SM 2540C	1111082-003	64.0	56.0		mg/L	13 %
QC11110280	Duplicate	Total Dissolved Solids (TDS)	SM 2540C	1111082-013	238	228		mg/L	4 %
QC11110280	Duplicate	Total Dissolved Solids (TDS)	SM 2540C	1111085-001	156	163		mg/L	4 %

QCBatchID	QCType	Parameter	Method	Spike Sample	Sample Result		MS Result	MSD Result	Spike Value	Units	MS % Rec.	MSD % Rec.	RPD
QC11110172	MS 1	Fluoride	EPA 300.0	1111025-003	<0.100	HT	2.14	2.15	2.00	mg/L	108	108	<1%
QC11110173	MS 1	Fluoride	EPA 300.0	1111082-008	2.21		3.96	3.95	2.00	mg/L	87	87	<1%
QC11110173	MS 2	Fluoride	EPA 300.0	1111082-018	0.197		2.33	2.32	2.00	mg/L	107	106	<1%
QC11110175	MS 1	Chloride	EPA 300.0	1111078-001	21.4		25.9	26.0	5.00	mg/L	90	91	<1%
QC11110175	MS 2	Chloride	EPA 300.0	1111082-008	<1.000		5.22	5.19	5.00	mg/L	103	102	1 %
QC11110176	MS 1	Chloride	EPA 300.0	1111082-018	<1.000		5.29	5.28	5.00	mg/L	104	103	<1%
QC11110177	MS 1	Nitrite Nitrogen	EPA 300.0	1111067-005	<0.025		0.464	0.473	0.500	mg/L	92	94	2 %
QC11110177	MS 2	Nitrite Nitrogen	EPA 300.0	1111067-012	<0.025		0.505	0.510	0.500	mg/L	100	101	1 %
QC11110178	MS 1	Nitrite Nitrogen	EPA 300.0	1111082-008	<0.025		0.507	0.489	0.500	mg/L	100	97	4 %
QC11110178	MS 2	Nitrite Nitrogen	EPA 300.0	1111082-018	<0.025		0.512	0.514	0.500	mg/L	101	101	<1%
QC11110180	MS 1	Nitrate Nitrogen	EPA 300.0	1111078-001	<1.000		2.12	2.13	2.00	mg/L	103	104	<1%
QC11110180	MS 2	Nitrate Nitrogen	EPA 300.0	1111082-008	<1.000		2.08	2.08	2.00	mg/L	103	103	<1%
QC11110181	MS 1	Nitrate Nitrogen	EPA 300.0	1111082-018	<1.000		2.81	2.81	2.00	mg/L	105	105	<1%
QC11110183	MS 1	Sulfate	EPA 300.0	1111025-003	<1.000	HT	10.1	10.2	10.0	mg/L	102	102	1 %
QC11110183	MS 2	Sulfate	EPA 300.0	1111078-001	88.0	M	95.5	95.5	10.0	mg/L	NC	NC	NC
QC11110184	MS 1	Sulfate	EPA 300.0	1111082-008	44.7		53.0	53.6	10.0	mg/L	83	89	1 %
QC11110184	MS 2	Sulfate	EPA 300.0	1111082-018	1.58		12.1	12.0	10.0	mg/L	105	104	1 %
QC11110342	MS 1	Aluminum, Dissolved	EPA 200.7	1111086-001	<0.045		1.10	1.05	1.00	mg/L	109	104	5 %
		Barium, Dissolved	EPA 200.7	1111086-001	0.031		1.05	1.06	1.00	mg/L	102	103	1 %
		Beryllium, Dissolved	EPA 200.7	1111086-001	<0.001		0.985	1.02	1.00	mg/L	99	102	3 %
		Bismuth, Dissolved	EPA 200.7	1111086-001	<0.100		0.976	1.00	1.00	mg/L	102	104	2 %
		Boron, Dissolved	EPA 200.7	1111086-001	<0.100		1.08	1.11	1.00	mg/L	103	106	3 %
		Cadmium, Dissolved	EPA 200.7	1111086-001	<0.001		0.974	1.00	1.00	mg/L	98	100	3 %
		Calcium, Dissolved	EPA 200.7	1111086-001	176	SC	179	188	10.0	mg/L	NC	NC	NC
		Chromium, Dissolved	EPA 200.7	1111086-001	<0.005		1.02	1.04	1.00	mg/L	102	104	2 %
		Cobalt, Dissolved	EPA 200.7	1111086-001	<0.010		0.988	1.02	1.00	mg/L	98	102	3 %
		Copper, Dissolved	EPA 200.7	1111086-001	<0.050		5.37	5.44	5.00	mg/L	107	109	1 %
		Gallium, Dissolved	EPA 200.7	1111086-001	<0.100		1.03	1.03	1.00	mg/L	103	103	<1%
		Iron, Dissolved	EPA 200.7	1111086-001	0.027		1.02	1.06	1.00	mg/L	99	103	4 %
		Lithium, Dissolved	EPA 200.7	1111086-001	<0.100		1.06	1.11	1.00	mg/L	101	106	5 %
		Magnesium, Dissolved	EPA 200.7	1111086-001	52.4	SC	57.5	60.5	10.0	mg/L	NC	NC	NC
		Manganese, Dissolved	EPA 200.7	1111086-001	0.031		1.04	1.05	1.00	mg/L	101	102	1 %
		Molybdenum, Dissolved	EPA 200.7	1111086-001	0.015		1.03	1.05	1.00	mg/L	102	104	2 %
		Nickel, Dissolved	EPA 200.7	1111086-001	<0.010		4.92	5.07	5.00	mg/L	98	101	3 %
		Phosphorus, Dissolved	EPA 200.7	1111086-001	<0.500		5.22	5.35	5.00	mg/L	102	104	2 %
		Potassium, Dissolved	EPA 200.7	1111086-001	7.76		18.6	19.6	10.0	mg/L	108	118	5 %
		Scandium, Dissolved	EPA 200.7	1111086-001	<0.100		1.02	1.06	1.00	mg/L	102	106	4 %
		Silver, Dissolved	EPA 200.7	1111086-001	<0.005		0.094	0.094	0.090	mg/L	104	104	<1%
		Sodium, Dissolved	EPA 200.7	1111086-001	41.2		50.8	53.8	10.0	mg/L	96	126	6 %
		Strontium, Dissolved	EPA 200.7	1111086-001	0.954		1.97	2.10	1.00	mg/L	102	115	6 %
		Tin, Dissolved	EPA 200.7	1111086-001	<0.100		0.890	0.891	1.00	mg/L	99	99	<1%
		Titanium, Dissolved	EPA 200.7	1111086-001	<0.100		0.995	1.07	1.00	mg/L	100	107	7 %
		Vanadium, Dissolved	EPA 200.7	1111086-001	0.048		1.07	1.09	1.00	mg/L	102	104	2 %
		Zinc, Dissolved	EPA 200.7	1111086-001	<0.010		0.965	0.997	1.00	mg/L	96	100	3 %
QC11110344	MS 1	Aluminum, Dissolved	EPA 200.7	1111086-002	<0.045		1.01	0.971	1.00	mg/L	99	95	4 %
		Barium, Dissolved	EPA 200.7	1111086-002	0.110		1.15	1.12	1.00	mg/L	104	101	3 %
		Beryllium, Dissolved	EPA 200.7	1111086-002	<0.001		1.05	1.05	1.00	mg/L	105	105	<1%
		Bismuth, Dissolved	EPA 200.7	1111086-002	<0.100		1.03	1.03	1.00	mg/L	105	105	<1%
		Boron, Dissolved	EPA 200.7	1111086-002	<0.100		1.12	1.09	1.00	mg/L	104	101	3 %
		Cadmium, Dissolved	EPA 200.7	1111086-002	<0.001		1.04	1.01	1.00	mg/L	104	101	3 %
		Calcium, Dissolved	EPA 200.7	1111086-002	45.2		56.0	55.6	10.0	mg/L	108	104	1 %
		Chromium, Dissolved	EPA 200.7	1111086-002	<0.005		1.02	0.991	1.00	mg/L	102	99	3 %
		Cobalt, Dissolved	EPA 200.7	1111086-002	<0.010		1.02	1.02	1.00	mg/L	102	102	<1%
		Copper, Dissolved	EPA 200.7	1111086-002	<0.050		5.10	4.94	5.00	mg/L	102	99	3 %
		Gallium, Dissolved	EPA 200.7	1111086-002	<0.100		1.01	0.994	1.00	mg/L	100	99	2 %

QCBatchID	QCType	Parameter	Method	Spike Sample	Sample Result		MS Result	MSD Result	Spike Value	Units	MS % Rec.	MSD % Rec.	RPD
		Iron, Dissolved	EPA 200.7	1111086-002	1.47		2.58	2.55	1.00	mg/L	111	108	1 %
		Lithium, Dissolved	EPA 200.7	1111086-002	<0.100		1.02	1.02	1.00	mg/L	99	99	<1%
		Magnesium, Dissolved	EPA 200.7	1111086-002	21.3		31.6	31.3	10.0	mg/L	103	100	1 %
		Manganese, Dissolved	EPA 200.7	1111086-002	0.907		1.97	1.91	1.00	mg/L	106	100	3 %
		Molybdenum, Dissolved	EPA 200.7	1111086-002	<0.010		1.05	1.04	1.00	mg/L	105	104	1 %
		Nickel, Dissolved	EPA 200.7	1111086-002	<0.010		5.13	5.03	5.00	mg/L	103	101	2 %
		Phosphorus, Dissolved	EPA 200.7	1111086-002	<0.500		5.40	5.37	5.00	mg/L	105	104	1 %
		Potassium, Dissolved	EPA 200.7	1111086-002	10.4		21.7	21.5	10.0	mg/L	113	111	1 %
		Scandium, Dissolved	EPA 200.7	1111086-002	<0.100		1.03	1.03	1.00	mg/L	103	103	<1%
		Silver, Dissolved	EPA 200.7	1111086-002	<0.005		0.092	0.089	0.090	mg/L	103	100	3 %
		Sodium, Dissolved	EPA 200.7	1111086-002	47.6		58.6	58.2	10.0	mg/L	110	106	1 %
		Strontium, Dissolved	EPA 200.7	1111086-002	0.637		1.69	1.69	1.00	mg/L	105	105	<1%
		Tin, Dissolved	EPA 200.7	1111086-002	<0.100		0.998	0.981	1.00	mg/L	106	104	2 %
		Titanium, Dissolved	EPA 200.7	1111086-002	<0.100		1.03	1.02	1.00	mg/L	103	102	1 %
		Vanadium, Dissolved	EPA 200.7	1111086-002	0.025		1.07	1.04	1.00	mg/L	105	102	3 %
		Zinc, Dissolved	EPA 200.7	1111086-002	<0.010		1.06	1.04	1.00	mg/L	106	104	2 %
QC11110358	MS 1	Aluminum	EPA 200.7	1111116-001	<0.045		1.05	1.09	1.00	mg/L	102	106	4 %
		Barium	EPA 200.7	1111116-001	0.037		1.08	1.12	1.00	mg/L	104	108	4 %
		Beryllium	EPA 200.7	1111116-001	<0.001		1.04	1.08	1.00	mg/L	104	108	4 %
		Bismuth	EPA 200.7	1111116-001	<0.100		1.00	1.05	1.00	mg/L	103	108	5 %
		Boron	EPA 200.7	1111116-001	0.163		1.27	1.32	1.00	mg/L	111	116	4 %
		Cadmium	EPA 200.7	1111116-001	<0.001		1.05	1.09	1.00	mg/L	105	109	4 %
		Calcium	EPA 200.7	1111116-001	493	SC	488	503	10.0	mg/L	NC	NC	NC
		Chromium	EPA 200.7	1111116-001	<0.005		1.05	1.09	1.00	mg/L	105	109	4 %
		Cobalt	EPA 200.7	1111116-001	<0.010		1.02	1.06	1.00	mg/L	102	106	4 %
		Copper	EPA 200.7	1111116-001	<0.050		5.25	5.44	5.00	mg/L	105	109	4 %
		Gallium	EPA 200.7	1111116-001	<0.100		1.00	1.04	1.00	mg/L	99	103	4 %
		Iron	EPA 200.7	1111116-001	2.94		4.06	4.21	1.00	mg/L	112	127	4 %
		Lithium	EPA 200.7	1111116-001	0.124		1.14	1.19	1.00	mg/L	102	107	4 %
		Magnesium	EPA 200.7	1111116-001	67.7		75.5	78.5	10.0	mg/L	78	108	4 %
		Manganese	EPA 200.7	1111116-001	0.310		1.35	1.40	1.00	mg/L	104	109	4 %
		Molybdenum	EPA 200.7	1111116-001	0.289		1.35	1.41	1.00	mg/L	106	112	4 %
		Nickel	EPA 200.7	1111116-001	<0.010		5.14	5.31	5.00	mg/L	103	106	3 %
		Phosphorus	EPA 200.7	1111116-001	<0.500		5.78	5.98	5.00	mg/L	114	118	3 %
		Potassium	EPA 200.7	1111116-001	11.6		23.5	24.3	10.0	mg/L	119	127	3 %
		Scandium	EPA 200.7	1111116-001	<0.100		1.03	1.07	1.00	mg/L	103	107	4 %
		Silver	EPA 200.7	1111116-001	<0.005		0.096	0.101	0.090	mg/L	109	114	5 %
		Sodium	EPA 200.7	1111116-001	143	SC	148	153	10.0	mg/L	NC	NC	NC
		Strontium	EPA 200.7	1111116-001	3.00		3.87	3.99	1.00	mg/L	87	99	3 %
		Tin	EPA 200.7	1111116-001	<0.100		0.900	0.944	1.00	mg/L	105	109	5 %
		Titanium	EPA 200.7	1111116-001	<0.100		1.01	1.05	1.00	mg/L	102	106	4 %
		Vanadium	EPA 200.7	1111116-001	0.053		1.10	1.14	1.00	mg/L	105	109	4 %
		Zinc	EPA 200.7	1111116-001	<0.010		1.07	1.11	1.00	mg/L	106	110	4 %
QC11110359	MS 1	Aluminum	EPA 200.7	1111116-002	0.112		1.19	1.13	1.00	mg/L	108	102	5 %
		Barium	EPA 200.7	1111116-002	0.021		1.07	1.00	1.00	mg/L	105	98	7 %
		Beryllium	EPA 200.7	1111116-002	<0.001		1.11	1.03	1.00	mg/L	111	103	7 %
		Bismuth	EPA 200.7	1111116-002	<0.100		1.04	0.984	1.00	mg/L	105	99	6 %
		Boron	EPA 200.7	1111116-002	0.451		1.53	1.45	1.00	mg/L	108	100	5 %
		Cadmium	EPA 200.7	1111116-002	<0.001		1.09	1.02	1.00	mg/L	109	102	7 %
		Calcium	EPA 200.7	1111116-002	43.0		54.6	53.0	10.0	mg/L	116	100	3 %
		Chromium	EPA 200.7	1111116-002	<0.005		1.02	0.958	1.00	mg/L	102	96	6 %
		Cobalt	EPA 200.7	1111116-002	<0.010		1.06	0.984	1.00	mg/L	106	98	7 %
		Copper	EPA 200.7	1111116-002	<0.050		5.04	4.74	5.00	mg/L	101	95	6 %
		Gallium	EPA 200.7	1111116-002	<0.100		0.990	0.935	1.00	mg/L	98	93	6 %
		Iron	EPA 200.7	1111116-002	2.63		3.88	3.78	1.00	mg/L	125	115	3 %

QCBatchID	QCType	Parameter	Method	Spike Sample	Sample Result		MS Result	MSD Result	Spike Value	Units	MS % Rec.	MSD % Rec.	RPD
		Lithium	EPA 200.7	1111116-002	<0.100		1.13	1.09	1.00	mg/L	104	100	4 %
		Magnesium	EPA 200.7	1111116-002	5.87		16.8	16.1	10.0	mg/L	109	102	4 %
		Manganese	EPA 200.7	1111116-002	0.020		1.09	1.02	1.00	mg/L	107	100	7 %
		Molybdenum	EPA 200.7	1111116-002	<0.010		1.08	1.03	1.00	mg/L	108	103	5 %
		Nickel	EPA 200.7	1111116-002	<0.010		5.31	4.98	5.00	mg/L	106	100	6 %
		Phosphorus	EPA 200.7	1111116-002	<0.500		5.80	5.38	5.00	mg/L	112	103	8 %
		Potassium	EPA 200.7	1111116-002	5.36		17.6	16.9	10.0	mg/L	122	115	4 %
		Scandium	EPA 200.7	1111116-002	<0.100		1.06	0.986	1.00	mg/L	106	99	7 %
		Silver	EPA 200.7	1111116-002	<0.005		0.093	0.088	0.090	mg/L	104	98	6 %
		Sodium	EPA 200.7	1111116-002	210	SC	224	219	10.0	mg/L	NC	NC	NC
		Strontium	EPA 200.7	1111116-002	0.398		1.45	1.40	1.00	mg/L	105	100	4 %
		Tin	EPA 200.7	1111116-002	<0.100		1.06	1.01	1.00	mg/L	110	105	5 %
		Titanium	EPA 200.7	1111116-002	<0.100		1.02	1.00	1.00	mg/L	102	100	2 %
		Vanadium	EPA 200.7	1111116-002	0.018		1.08	1.01	1.00	mg/L	106	99	7 %
		Zinc	EPA 200.7	1111116-002	<0.010		1.12	1.05	1.00	mg/L	111	104	6 %
QC11110363	MS 1	Uranium, Dissolved	EPA 200.8	1111086-001	<0.0100		0.0129	0.0130	0.010	mg/L	89	90	1 %
		Mercury, Dissolved	EPA 200.8	1111086-001	<0.00010		0.000918	0.000924	0.001	mg/L	92	92	1 %
		Antimony, Dissolved	EPA 200.8	1111086-001	<0.0025		0.0109	0.0107	0.010	mg/L	102	100	2 %
		Arsenic, Dissolved	EPA 200.8	1111086-001	0.0050		0.0557	0.0564	0.050	mg/L	101	103	1 %
		Lead, Dissolved	EPA 200.8	1111086-001	<0.0025		0.0095	0.0097	0.010	mg/L	95	97	2 %
		Selenium, Dissolved	EPA 200.8	1111086-001	<0.0050		0.0477	0.0489	0.050	mg/L	93	95	2 %
		Thallium, Dissolved	EPA 200.8	1111086-001	<0.0010		0.0094	0.0095	0.010	mg/L	94	95	1 %
QC11110375	MS 1	Uranium, Dissolved	EPA 200.8	1111086-002	<0.0100		0.0113	0.0114	0.010	mg/L	101	103	1 %
		Mercury, Dissolved	EPA 200.8	1111086-002	<0.00010		0.001022	0.001051	0.001	mg/L	102	105	3 %
		Antimony, Dissolved	EPA 200.8	1111086-002	<0.0025		0.0101	0.0101	0.010	mg/L	100	99	<1%
		Arsenic, Dissolved	EPA 200.8	1111086-002	0.0051		0.0568	0.0571	0.050	mg/L	103	104	1 %
		Lead, Dissolved	EPA 200.8	1111086-002	<0.0025		0.0101	0.0102	0.010	mg/L	101	102	1 %
		Selenium, Dissolved	EPA 200.8	1111086-002	<0.0050		0.0490	0.0493	0.050	mg/L	97	98	1 %
		Thallium, Dissolved	EPA 200.8	1111086-002	<0.0010		0.0098	0.0099	0.010	mg/L	98	99	1 %
QC11110588	MS 1	Mercury	EPA 200.8	1111116-001	<0.00010		0.001087	0.001138	0.001	mg/L	105	110	5 %
		Antimony	EPA 200.8	1111116-001	<0.0025		0.0122	0.0124	0.010	mg/L	100	102	2 %
		Arsenic	EPA 200.8	1111116-001	0.0088		0.0681	0.0690	0.050	mg/L	119	120	1 %
		Lead	EPA 200.8	1111116-001	<0.0025		0.0106	0.0106	0.010	mg/L	106	106	<1%
		Selenium	EPA 200.8	1111116-001	<0.0050		0.0556	0.0562	0.050	mg/L	107	108	1 %
		Thallium	EPA 200.8	1111116-001	<0.0010		0.0100	0.0102	0.010	mg/L	100	102	2 %
		Uranium	EPA 200.8	1111116-001	<0.0100		0.0152	0.0150	0.010	mg/L	109	108	1 %
QC11110589	MS 1	Mercury	EPA 200.8	1111116-002	<0.00010		0.001155	0.001177	0.001	mg/L	107	109	2 %
		Antimony	EPA 200.8	1111116-002	<0.0025		0.0106	0.0104	0.010	mg/L	105	103	2 %
		Arsenic	EPA 200.8	1111116-002	0.0181		0.0728	0.0707	0.050	mg/L	109	105	3 %
		Lead	EPA 200.8	1111116-002	<0.0025		0.0105	0.0103	0.010	mg/L	103	101	2 %
		Selenium	EPA 200.8	1111116-002	<0.0050		0.0625	0.0613	0.050	mg/L	116	114	2 %
		Thallium	EPA 200.8	1111116-002	<0.0010		0.0099	0.0097	0.010	mg/L	99	97	2 %
		Uranium	EPA 200.8	1111116-002	<0.0100		0.0133	0.0131	0.010	mg/L	104	102	2 %

WETLAB
WESTERN ENVIRONMENTAL TESTING LABORATORY
Specializing in Soil, Hazardous Waste and Water Analysis.
475 E. Greg Street #119 | Sparks, Nevada 89431
tel (775) 355-0202 | fax (775) 355-0617 | www.WETLaboratory.com

Lab Number 1111082
Report Due Date: 11/18/11
Page 1 of 2

Client: McClelland Laboratories, Inc.
Address: 1016 Greg Street
City, State & Zip: Sparks, NV 89431
Contact: Gene McClelland
Phone: 775-356-1300
Collector's Name: Robert
Fax: 775-356-8917
Project Name:
P.O. Number:
Project Number: 3438
Email: mli@mettest.com

Billing Address (if different than Client Address):
Company
Address
City, State & Zip
Contact
Phone
Fax
Email

Fax Results Y N To: Client Billing
Email Results Y N To: Client Billing
Compliance Monitoring Y N
Fax Results to State EPA Y N

DW = Drinking Water
WW = Wastewater
SW = Surface Water
MW = Monitoring Well
SD = Solid
SO = Soil
HW = Hazardous Waste
OTHER:

SAMPLE ID / LOCATION		DATE	TIME			Profile II w/o Wad	Uranium								Spl. No.
604 562	Wk:40	11/04/11	9:00	WW	2	X	X								1
604 569															2
604 606															3
604 653															4
604 656															5
604 669															6
604 673															7
604 767															8
604 787															9
604 811															10
604 854															11
604 862															12

1111 082 1

Instructions/Comments/Special Requirements:

SAMPLE RECEIPT	DATE	TIME		
Temperature 19 °C	11/4/11	1610		[signature]
Custody Seals Intact? Y N None				
Number of Containers 42				

To the maximum extent permitted by law, the Client agrees to limit the liability of WETLAB for the Client's damages to the total compesation received, unless other agreements are made in writing. This limitation shall apply regardless of the cause of action or legal theory pled or asserted.

COPY

301.2E

WETLAB
WESTERN ENVIRONMENTAL TESTING LABORATORY
Specializing in Soil, Hazardous Waste and Water Analysis.
475 E. Greg Street #119 | Sparks, Nevada 89431
tel (775) 355-0202 | fax (775) 355-0817 | www.WETLaboratory.com

Lab Number 1111082
Report Due Date: 11/18/11
Page 2 of 2

Client McClelland Laboratories, Inc.
Address 1016 Greg Street
City, State & Zip Sparks, NV 89431
Contact Gene McClelland
Phone 775-356-1300
Collector's Name Robert
Fax 775-356-8917
Project Name
P.O. Number
Project Number 3438
Email mli@mettest.com

Billing Address (if different than Client Address):
Company
Address
City, State & Zip
Contact
Phone
Fax
Email

Fax Results Y N To: Client Billing
Email Results Y N To: Client Billing
Compliance Monitoring Y N
Fax Results to State EPA Y N

DW = Drinking Water
WW = Wastewater
SW = Surface Water
MW = Monitoring Well
SD = Solid
SO = Soil
HW = Hazardous Waste
OTHER:

SAMPLE ID / LOCATION		DATE	TIME			Profile II w/o Wad	Uranium								Spl. No.
604 867	Wk:40	11/04/11	9:00	WW	2	X	X								13
605 033															14
605 153															15
SRK 0854															16
SRK 0858															17
SRK 0864															18
SRK 0866															19
SRK 0867															20
SRK 0872															21

Instructions/Comments/Special Requirements:

SAMPLE RECEIPT	DATE	TIME	Samples Relinquished By	Samples Received By
Temperature 19 °C	11/4/11	1610	[signature]	[signature]
Custody Seals Intact? Y N None				
Number of Containers 42				

WETLAB'S Standard Terms and Conditions apply unless written agreements specify otherwise. Payment terms are Net 30

To the maximum extent permitted by law, the Client agrees to limit the liability of WETLAB for the Client's damages to the total compesation received, unless other agreements are made in writing. This limitation shall apply regardless of the cause of action or legal theory pled or asserted.

COPY

301.2E

WETLAB
WESTERN ENVIRONMENTAL
TESTING LABORATORY

475 E. Greg Street #119 | Sparks, Nevada 89431 | tel (775) 355-0202 | fax (775) 355-0817 | www.WETLaboratory.com

10/27/2011

McClelland Laboratory
1016 Greg Street
Sparks, NV 89431
Attn: Gene McClelland

OrderID: *1110123*

Dear: Gene McClelland

This is to transmit the attached analytical report. The analytical data and information contained therein was generated using specified or selected methods contained in references, such as Standard Methods for the Examination of Water and Wastewater, 18th & 19th editions, Methods for Determination of Organic Compounds in Drinking Water, EPA-600/4-79-020, and Test Methods for Evaluation of Solid Waste, Physical/Chemical Methods (SW846) Third Edition.

The samples were received by WETLAB-Western Environmental Testing Laboratory in good condition on 10/7/2011. Additional comments are located on page 2 of this report.

If you should have any questions or comments regarding this report, please do not hesitate to call.

Sincerely,

Andy Smith
QA Manager

Western Environmental Testing Laboratory
Report Comments

McClelland Laboratory - 1110123

General Comments

None

Specific Comments

Due to the sample matrix it was necessary to analyze the following at a dilution:
1110123-001 Selenium
1110123-006 Iron
1110123-009 Iron
1110123-020 Potassium
The reporting limits have been adjusted accordingly.

Due to a laboratory oversight the analysis for Total Dissolved Solids (TDS) on samples 1110123-002, 010, and 018 was performed past the EPA recommended holding time. We apologize for any inconvenience this may have caused.

Data Qualifier Legend

B – Blank contamination; Analyte detected above the method reporting limit in an associated blank

HT – Sample held beyond the accepted holding time

J – The reported value is between the laboratory method detection limit and the laboratory practical quantitation limit

M – Reported value is estimated; The sample matrix interfered with the analysis

N – There was insufficient sample available to perform a spike and/or duplicate on this analytical batch.

NC – Not calculated due to matrix interference

Q – Reported value is estimated; The value failed to meet QC criteria for either precision or accuracy

SC – Spike recovery not calculated. Sample concentration >4X the spike amount; therefore, the spike could not be adequately recovered.

Western Environmental Testing Laboratory
Analytical Report

McClelland Laboratory
1016 Greg Street
Sparks, NV 89431
Attn: Gene McClelland
Phone: (775) 356-1300 **Fax:** (775) 356-8917
PO\Project: *3438*

Date Printed: 10/27/2011
OrderID: *1110123*

Customer Sample ID: 604 562 wk:36
WETLAB Sample ID: 1110123-001

Collect Date/Time: 10/7/2011 09:00
Receive Date: 10/7/2011 16:05

PROFILE II

Parameter	Method	Results	Units	Reporting Limit	Date Analyzed
pH	SM 4500-H+ B	7.63	pH Units		10/7/2011
Bicarbonate (HCO3)	SM 2320B	71	mg/L	1.0	10/7/2011
Carbonate (CO3)	SM 2320B	<1.0	mg/L	1.0	10/7/2011
Hydroxide (OH)	SM 2320B	<1.0	mg/L	1.0	10/7/2011
Total Alkalinity	SM 2320B	58	mg/L as CaCO3	1.0	10/7/2011
Chloride	EPA 300.0	<1.00	mg/L	1.00	10/7/2011
Fluoride	EPA 300.0	0.78	mg/L	0.10	10/7/2011
Sulfate	EPA 300.0	54	mg/L	1.0	10/7/2011
Nitrate Nitrogen	EPA 300.0	<1.0	mg/L	1.0	10/7/2011
Nitrite Nitrogen	EPA 300.0	<0.025	mg/L	0.025	10/7/2011
Total Dissolved Solids (TDS)	SM 2540C	110 Q	mg/L	10	10/11/2011
Aluminum	EPA 200.7	<0.045	mg/L	0.045	10/17/2011
Barium	EPA 200.7	0.023	mg/L	0.010	10/17/2011
Beryllium	EPA 200.7	<0.0010	mg/L	0.0010	10/17/2011
Bismuth	EPA 200.7	<0.10	mg/L	0.10	10/17/2011
Boron	EPA 200.7	<0.10	mg/L	0.10	10/17/2011
Cadmium	EPA 200.7	<0.0010	mg/L	0.0010	10/17/2011
Calcium	EPA 200.7	36	mg/L	0.50	10/17/2011
Chromium	EPA 200.7	<0.0050	mg/L	0.0050	10/17/2011
Cobalt	EPA 200.7	<0.010	mg/L	0.010	10/17/2011
Copper	EPA 200.7	<0.050	mg/L	0.050	10/17/2011
Gallium	EPA 200.7	<0.10	mg/L	0.10	10/17/2011
Iron	EPA 200.7	0.010	mg/L	0.010	10/17/2011
Lithium	EPA 200.7	<0.10	mg/L	0.10	10/17/2011
Magnesium	EPA 200.7	6.1	mg/L	0.50	10/17/2011
Manganese	EPA 200.7	0.31	mg/L	0.0050	10/17/2011
Molybdenum	EPA 200.7	<0.010	mg/L	0.010	10/17/2011
Nickel	EPA 200.7	<0.010	mg/L	0.010	10/17/2011
Phosphorus	EPA 200.7	<0.50	mg/L	0.50	10/17/2011
Potassium	EPA 200.7	1.2	mg/L	0.50	10/17/2011

Customer Sample ID: 604 562 wk:36 **Collect Date/Time:** 10/7/2011 09:00
WETLAB Sample ID: 1110123-001 **Receive Date:** 10/7/2011 16:05

PROFILE II

Parameter	Method	Results	Units	Reporting Limit	Date Analyzed
Scandium	EPA 200.7	<0.10	mg/L	0.10	10/17/2011
Silver	EPA 200.7	<0.0050	mg/L	0.0050	10/17/2011
Sodium	EPA 200.7	0.69	mg/L	0.50	10/17/2011
Strontium	EPA 200.7	0.28	mg/L	0.10	10/17/2011
Tin	EPA 200.7	<0.10	mg/L	0.10	10/17/2011
Titanium	EPA 200.7	<0.10	mg/L	0.10	10/17/2011
Vanadium	EPA 200.7	<0.010	mg/L	0.010	10/17/2011
Zinc	EPA 200.7	0.026	mg/L	0.010	10/17/2011
Mercury	EPA 200.8	<0.00010	mg/L	0.00010	10/17/2011
Antimony	EPA 200.8	<0.0025	mg/L	0.0025	10/17/2011
Arsenic	EPA 200.8	<0.0050	mg/L	0.0050	10/17/2011
Lead	EPA 200.8	<0.0025	mg/L	0.0025	10/17/2011
Selenium	EPA 200.8	<0.010	mg/L	0.010	10/18/2011
Thallium	EPA 200.8	<0.0010	mg/L	0.0010	10/17/2011
Uranium	EPA 200.8	<0.010	mg/L	0.010	10/17/2011
Anions	Calculation	2.33	meq/L	0.10	
Cations	Calculation	2.37	meq/L	0.10	
Error	Calculation	<1.0	%	1.0	

Customer Sample ID: 604 569 wk:36 **Collect Date/Time:** 10/7/2011 09:00
WETLAB Sample ID: 1110123-002 **Receive Date:** 10/7/2011 16:05

PROFILE II

Parameter	Method	Results	Units	Reporting Limit	Date Analyzed
pH	SM 4500-H+ B	7.22	pH Units		10/7/2011
Bicarbonate (HCO3)	SM 2320B	25	mg/L	1.0	10/7/2011
Carbonate (CO3)	SM 2320B	<1.0	mg/L	1.0	10/7/2011
Hydroxide (OH)	SM 2320B	<1.0	mg/L	1.0	10/7/2011
Total Alkalinity	SM 2320B	20	mg/L as CaCO3	1.0	10/7/2011
Chloride	EPA 300.0	<1.00	mg/L	1.00	10/7/2011
Fluoride	EPA 300.0	0.83	mg/L	0.10	10/7/2011
Sulfate	EPA 300.0	13	mg/L	1.0	10/7/2011
Nitrate Nitrogen	EPA 300.0	<1.0	mg/L	1.0	10/7/2011
Nitrite Nitrogen	EPA 300.0	<0.025	mg/L	0.025	10/7/2011
Total Dissolved Solids (TDS)	SM 2540C	48 HT	mg/L	10	10/20/2011
Aluminum	EPA 200.7	0.085	mg/L	0.045	10/17/2011
Barium	EPA 200.7	<0.010	mg/L	0.010	10/17/2011
Beryllium	EPA 200.7	<0.0010	mg/L	0.0010	10/17/2011
Bismuth	EPA 200.7	<0.10	mg/L	0.10	10/17/2011
Boron	EPA 200.7	<0.10	mg/L	0.10	10/17/2011
Cadmium	EPA 200.7	<0.0010	mg/L	0.0010	10/17/2011

Customer Sample ID: 604 569 wk:36 **Collect Date/Time:** 10/7/2011 09:00
WETLAB Sample ID: 1110123-002 **Receive Date:** 10/7/2011 16:05

PROFILE II

Parameter	Method	Results	Units	Reporting Limit	Date Analyzed
Calcium	EPA 200.7	9.7	mg/L	0.50	10/17/2011
Chromium	EPA 200.7	<0.0050	mg/L	0.0050	10/17/2011
Cobalt	EPA 200.7	<0.010	mg/L	0.010	10/17/2011
Copper	EPA 200.7	<0.050	mg/L	0.050	10/17/2011
Gallium	EPA 200.7	<0.10	mg/L	0.10	10/17/2011
Iron	EPA 200.7	<0.010	mg/L	0.010	10/17/2011
Lithium	EPA 200.7	<0.10	mg/L	0.10	10/17/2011
Magnesium	EPA 200.7	2.2	mg/L	0.50	10/17/2011
Manganese	EPA 200.7	0.042	mg/L	0.0050	10/17/2011
Molybdenum	EPA 200.7	<0.010	mg/L	0.010	10/17/2011
Nickel	EPA 200.7	<0.010	mg/L	0.010	10/17/2011
Phosphorus	EPA 200.7	<0.50	mg/L	0.50	10/17/2011
Potassium	EPA 200.7	0.78	mg/L	0.50	10/17/2011
Scandium	EPA 200.7	<0.10	mg/L	0.10	10/17/2011
Silver	EPA 200.7	<0.0050	mg/L	0.0050	10/17/2011
Sodium	EPA 200.7	<0.50	mg/L	0.50	10/17/2011
Strontium	EPA 200.7	<0.10	mg/L	0.10	10/17/2011
Tin	EPA 200.7	<0.10	mg/L	0.10	10/17/2011
Titanium	EPA 200.7	<0.10	mg/L	0.10	10/17/2011
Vanadium	EPA 200.7	<0.010	mg/L	0.010	10/17/2011
Zinc	EPA 200.7	<0.010	mg/L	0.010	10/17/2011
Mercury	EPA 200.8	<0.00010	mg/L	0.00010	10/17/2011
Antimony	EPA 200.8	<0.0025	mg/L	0.0025	10/17/2011
Arsenic	EPA 200.8	<0.0050	mg/L	0.0050	10/17/2011
Lead	EPA 200.8	<0.0025	mg/L	0.0025	10/17/2011
Selenium	EPA 200.8	<0.0050	mg/L	0.0050	10/17/2011
Thallium	EPA 200.8	<0.0010	mg/L	0.0010	10/17/2011
Uranium	EPA 200.8	<0.010	mg/L	0.010	10/17/2011
Anions	Calculation	0.72	meq/L	0.10	
Cations	Calculation	0.70	meq/L	0.10	
Error	Calculation	2.0	%	1.0	

Customer Sample ID: 604 606 wk:36 **Collect Date/Time:** 10/7/2011 09:00
WETLAB Sample ID: 1110123-003 **Receive Date:** 10/7/2011 16:05

PROFILE II

Parameter	Method	Results	Units	Reporting Limit	Date Analyzed
pH	SM 4500-H+ B	7.78	pH Units		10/7/2011
Bicarbonate (HCO3)	SM 2320B	60	mg/L	1.0	10/7/2011
Carbonate (CO3)	SM 2320B	<1.0	mg/L	1.0	10/7/2011
Hydroxide (OH)	SM 2320B	<1.0	mg/L	1.0	10/7/2011

Customer Sample ID: 604 606 wk:36 **Collect Date/Time:** 10/7/2011 09:00

WETLAB Sample ID: 1110123-003 **Receive Date:** 10/7/2011 16:05

PROFILE II

Parameter	Method	Results	Units	Reporting Limit	Date Analyzed
Total Alkalinity	SM 2320B	50	mg/L as CaCO3	1.0	10/7/2011
Chloride	EPA 300.0	<1.00	mg/L	1.00	10/7/2011
Fluoride	EPA 300.0	1.5	mg/L	0.10	10/7/2011
Sulfate	EPA 300.0	21	mg/L	1.0	10/7/2011
Nitrate Nitrogen	EPA 300.0	<1.0	mg/L	1.0	10/7/2011
Nitrite Nitrogen	EPA 300.0	<0.025	mg/L	0.025	10/7/2011
Total Dissolved Solids (TDS)	SM 2540C	84	mg/L	10	10/11/2011
Aluminum	EPA 200.7	0.047	mg/L	0.045	10/17/2011
Barium	EPA 200.7	0.028	mg/L	0.010	10/17/2011
Beryllium	EPA 200.7	<0.0010	mg/L	0.0010	10/17/2011
Bismuth	EPA 200.7	<0.10	mg/L	0.10	10/17/2011
Boron	EPA 200.7	<0.10	mg/L	0.10	10/17/2011
Cadmium	EPA 200.7	<0.0010	mg/L	0.0010	10/17/2011
Calcium	EPA 200.7	22	mg/L	0.50	10/17/2011
Chromium	EPA 200.7	<0.0050	mg/L	0.0050	10/17/2011
Cobalt	EPA 200.7	<0.010	mg/L	0.010	10/17/2011
Copper	EPA 200.7	<0.050	mg/L	0.050	10/17/2011
Gallium	EPA 200.7	<0.10	mg/L	0.10	10/17/2011
Iron	EPA 200.7	<0.010	mg/L	0.010	10/17/2011
Lithium	EPA 200.7	<0.10	mg/L	0.10	10/17/2011
Magnesium	EPA 200.7	3.7	mg/L	0.50	10/17/2011
Manganese	EPA 200.7	0.037	mg/L	0.0050	10/17/2011
Molybdenum	EPA 200.7	<0.010	mg/L	0.010	10/17/2011
Nickel	EPA 200.7	<0.010	mg/L	0.010	10/17/2011
Phosphorus	EPA 200.7	<0.50	mg/L	0.50	10/17/2011
Potassium	EPA 200.7	1.5	mg/L	0.50	10/17/2011
Scandium	EPA 200.7	<0.10	mg/L	0.10	10/17/2011
Silver	EPA 200.7	<0.0050	mg/L	0.0050	10/17/2011
Sodium	EPA 200.7	<0.50	mg/L	0.50	10/17/2011
Strontium	EPA 200.7	0.17	mg/L	0.10	10/17/2011
Tin	EPA 200.7	<0.10	mg/L	0.10	10/17/2011
Titanium	EPA 200.7	<0.10	mg/L	0.10	10/17/2011
Vanadium	EPA 200.7	<0.010	mg/L	0.010	10/17/2011
Zinc	EPA 200.7	<0.010	mg/L	0.010	10/17/2011
Mercury	EPA 200.8	<0.00010	mg/L	0.00010	10/17/2011
Antimony	EPA 200.8	<0.0025	mg/L	0.0025	10/17/2011
Arsenic	EPA 200.8	<0.0050	mg/L	0.0050	10/17/2011
Lead	EPA 200.8	<0.0025	mg/L	0.0025	10/17/2011
Selenium	EPA 200.8	<0.0050	mg/L	0.0050	10/17/2011
Thallium	EPA 200.8	<0.0010	mg/L	0.0010	10/17/2011
Uranium	EPA 200.8	<0.010	mg/L	0.010	10/17/2011

Customer Sample ID: 604 606 wk:36 **Collect Date/Time:** 10/7/2011 09:00
WETLAB Sample ID: 1110123-003 **Receive Date:** 10/7/2011 16:05

PROFILE II

Parameter	Method	Results	Units	Reporting Limit	Date Analyzed
Anions	Calculation	1.50	meq/L	0.10	
Cations	Calculation	1.45	meq/L	0.10	
Error	Calculation	1.8	%	1.0	

Customer Sample ID: 604 653 wk:36 **Collect Date/Time:** 10/7/2011 09:00
WETLAB Sample ID: 1110123-004 **Receive Date:** 10/7/2011 16:05

PROFILE II

Parameter	Method	Results	Units	Reporting Limit	Date Analyzed
pH	SM 4500-H+ B	7.67	pH Units		10/7/2011
Bicarbonate (HCO3)	SM 2320B	53	mg/L	1.0	10/7/2011
Carbonate (CO3)	SM 2320B	<1.0	mg/L	1.0	10/7/2011
Hydroxide (OH)	SM 2320B	<1.0	mg/L	1.0	10/7/2011
Total Alkalinity	SM 2320B	44	mg/L as CaCO3	1.0	10/7/2011
Chloride	EPA 300.0	<1.00	mg/L	1.00	10/7/2011
Fluoride	EPA 300.0	1.5	mg/L	0.10	10/7/2011
Sulfate	EPA 300.0	28	mg/L	1.0	10/7/2011
Nitrate Nitrogen	EPA 300.0	<1.0	mg/L	1.0	10/7/2011
Nitrite Nitrogen	EPA 300.0	<0.025	mg/L	0.025	10/7/2011
Total Dissolved Solids (TDS)	SM 2540C	73	mg/L	10	10/11/2011
Aluminum	EPA 200.7	0.051	mg/L	0.045	10/17/2011
Barium	EPA 200.7	0.061	mg/L	0.010	10/17/2011
Beryllium	EPA 200.7	<0.0010	mg/L	0.0010	10/17/2011
Bismuth	EPA 200.7	<0.10	mg/L	0.10	10/17/2011
Boron	EPA 200.7	<0.10	mg/L	0.10	10/17/2011
Cadmium	EPA 200.7	<0.0010	mg/L	0.0010	10/17/2011
Calcium	EPA 200.7	24	mg/L	0.50	10/17/2011
Chromium	EPA 200.7	<0.0050	mg/L	0.0050	10/17/2011
Cobalt	EPA 200.7	<0.010	mg/L	0.010	10/17/2011
Copper	EPA 200.7	<0.050	mg/L	0.050	10/17/2011
Gallium	EPA 200.7	<0.10	mg/L	0.10	10/17/2011
Iron	EPA 200.7	<0.010	mg/L	0.010	10/17/2011
Lithium	EPA 200.7	<0.10	mg/L	0.10	10/17/2011
Magnesium	EPA 200.7	2.1	mg/L	0.50	10/17/2011
Manganese	EPA 200.7	0.16	mg/L	0.0050	10/17/2011
Molybdenum	EPA 200.7	0.018	mg/L	0.010	10/17/2011
Nickel	EPA 200.7	<0.010	mg/L	0.010	10/17/2011
Phosphorus	EPA 200.7	<0.50	mg/L	0.50	10/17/2011
Potassium	EPA 200.7	1.7	mg/L	0.50	10/17/2011
Scandium	EPA 200.7	<0.10	mg/L	0.10	10/17/2011
Silver	EPA 200.7	<0.0050	mg/L	0.0050	10/17/2011

Customer Sample ID: 604 653 wk:36 **Collect Date/Time:** 10/7/2011 09:00
WETLAB Sample ID: 1110123-004 **Receive Date:** 10/7/2011 16:05

PROFILE II

Parameter	Method	Results	Units	Reporting Limit	Date Analyzed
Sodium	EPA 200.7	0.61	mg/L	0.50	10/17/2011
Strontium	EPA 200.7	0.14	mg/L	0.10	10/17/2011
Tin	EPA 200.7	<0.10	mg/L	0.10	10/17/2011
Titanium	EPA 200.7	<0.10	mg/L	0.10	10/17/2011
Vanadium	EPA 200.7	<0.010	mg/L	0.010	10/17/2011
Zinc	EPA 200.7	<0.010	mg/L	0.010	10/17/2011
Mercury	EPA 200.8	<0.00010	mg/L	0.00010	10/17/2011
Antimony	EPA 200.8	<0.0025	mg/L	0.0025	10/17/2011
Arsenic	EPA 200.8	<0.0050	mg/L	0.0050	10/17/2011
Lead	EPA 200.8	<0.0025	mg/L	0.0025	10/17/2011
Selenium	EPA 200.8	<0.0050	mg/L	0.0050	10/17/2011
Thallium	EPA 200.8	<0.0010	mg/L	0.0010	10/17/2011
Uranium	EPA 200.8	<0.010	mg/L	0.010	10/17/2011
Anions	Calculation	1.53	meq/L	0.10	
Cations	Calculation	1.45	meq/L	0.10	
Error	Calculation	2.6	%	1.0	

Customer Sample ID: 604 656 wk:36 **Collect Date/Time:** 10/7/2011 09:00
WETLAB Sample ID: 1110123-005 **Receive Date:** 10/7/2011 16:05

PROFILE II

Parameter	Method	Results	Units	Reporting Limit	Date Analyzed
pH	SM 4500-H+ B	7.89	pH Units		10/7/2011
Bicarbonate (HCO3)	SM 2320B	80	mg/L	1.0	10/7/2011
Carbonate (CO3)	SM 2320B	<1.0	mg/L	1.0	10/7/2011
Hydroxide (OH)	SM 2320B	<1.0	mg/L	1.0	10/7/2011
Total Alkalinity	SM 2320B	65	mg/L as CaCO3	1.0	10/7/2011
Chloride	EPA 300.0	<1.00	mg/L	1.00	10/7/2011
Fluoride	EPA 300.0	1.7	mg/L	0.10	10/7/2011
Sulfate	EPA 300.0	27	mg/L	1.0	10/7/2011
Nitrate Nitrogen	EPA 300.0	<1.0	mg/L	1.0	10/7/2011
Nitrite Nitrogen	EPA 300.0	<0.025	mg/L	0.025	10/7/2011
Total Dissolved Solids (TDS)	SM 2540C	100	mg/L	10	10/11/2011
Aluminum	EPA 200.7	<0.045	mg/L	0.045	10/17/2011
Barium	EPA 200.7	<0.010	mg/L	0.010	10/17/2011
Beryllium	EPA 200.7	<0.0010	mg/L	0.0010	10/17/2011
Bismuth	EPA 200.7	<0.10	mg/L	0.10	10/17/2011
Boron	EPA 200.7	<0.10	mg/L	0.10	10/17/2011
Cadmium	EPA 200.7	<0.0010	mg/L	0.0010	10/17/2011
Calcium	EPA 200.7	28	mg/L	0.50	10/17/2011
Chromium	EPA 200.7	<0.0050	mg/L	0.0050	10/17/2011

Customer Sample ID: 604 656 wk:36 **Collect Date/Time:** 10/7/2011 09:00
WETLAB Sample ID: 1110123-005 **Receive Date:** 10/7/2011 16:05

PROFILE II

Parameter	Method	Results	Units	Reporting Limit	Date Analyzed
Cobalt	EPA 200.7	<0.010	mg/L	0.010	10/17/2011
Copper	EPA 200.7	<0.050	mg/L	0.050	10/17/2011
Gallium	EPA 200.7	<0.10	mg/L	0.10	10/17/2011
Iron	EPA 200.7	<0.010	mg/L	0.010	10/17/2011
Lithium	EPA 200.7	<0.10	mg/L	0.10	10/17/2011
Magnesium	EPA 200.7	5.7	mg/L	0.50	10/17/2011
Manganese	EPA 200.7	0.075	mg/L	0.0050	10/17/2011
Molybdenum	EPA 200.7	0.046	mg/L	0.010	10/17/2011
Nickel	EPA 200.7	<0.010	mg/L	0.010	10/17/2011
Phosphorus	EPA 200.7	<0.50	mg/L	0.50	10/17/2011
Potassium	EPA 200.7	1.5	mg/L	0.50	10/17/2011
Scandium	EPA 200.7	<0.10	mg/L	0.10	10/17/2011
Silver	EPA 200.7	<0.0050	mg/L	0.0050	10/17/2011
Sodium	EPA 200.7	<0.50	mg/L	0.50	10/17/2011
Strontium	EPA 200.7	0.26	mg/L	0.10	10/17/2011
Tin	EPA 200.7	<0.10	mg/L	0.10	10/17/2011
Titanium	EPA 200.7	<0.10	mg/L	0.10	10/17/2011
Vanadium	EPA 200.7	<0.010	mg/L	0.010	10/17/2011
Zinc	EPA 200.7	<0.010	mg/L	0.010	10/17/2011
Mercury	EPA 200.8	<0.00010	mg/L	0.00010	10/17/2011
Antimony	EPA 200.8	<0.0025	mg/L	0.0025	10/17/2011
Arsenic	EPA 200.8	<0.0050	mg/L	0.0050	10/17/2011
Lead	EPA 200.8	<0.0025	mg/L	0.0025	10/17/2011
Selenium	EPA 200.8	<0.0050	mg/L	0.0050	10/17/2011
Thallium	EPA 200.8	<0.0010	mg/L	0.0010	10/17/2011
Uranium	EPA 200.8	<0.010	mg/L	0.010	10/17/2011
Anions	Calculation	1.96	meq/L	0.10	
Cations	Calculation	1.91	meq/L	0.10	
Error	Calculation	1.4	%	1.0	

Customer Sample ID: 604 669 wk:36 **Collect Date/Time:** 10/7/2011 09:00
WETLAB Sample ID: 1110123-006 **Receive Date:** 10/7/2011 16:05

PROFILE II

Parameter	Method	Results	Units	Reporting Limit	Date Analyzed
pH	SM 4500-H+ B	7.48	pH Units		10/7/2011
Bicarbonate (HCO3)	SM 2320B	41	mg/L	1.0	10/7/2011
Carbonate (CO3)	SM 2320B	<1.0	mg/L	1.0	10/7/2011
Hydroxide (OH)	SM 2320B	<1.0	mg/L	1.0	10/7/2011
Total Alkalinity	SM 2320B	34	mg/L as CaCO3	1.0	10/7/2011
Chloride	EPA 300.0	<1.00	mg/L	1.00	10/7/2011

Customer Sample ID: 604 669 wk:36 **Collect Date/Time:** 10/7/2011 09:00

WETLAB Sample ID: 1110123-006 **Receive Date:** 10/7/2011 16:05

PROFILE II

Parameter	Method	Results	Units	Reporting Limit	Date Analyzed
Fluoride	EPA 300.0	0.66	mg/L	0.10	10/7/2011
Sulfate	EPA 300.0	60	mg/L	1.0	10/7/2011
Nitrate Nitrogen	EPA 300.0	<1.0	mg/L	1.0	10/7/2011
Nitrite Nitrogen	EPA 300.0	<0.025	mg/L	0.025	10/7/2011
Total Dissolved Solids (TDS)	SM 2540C	130	mg/L	10	10/11/2011
Aluminum	EPA 200.7	<0.045	mg/L	0.045	10/17/2011
Barium	EPA 200.7	0.010	mg/L	0.010	10/17/2011
Beryllium	EPA 200.7	<0.0010	mg/L	0.0010	10/17/2011
Bismuth	EPA 200.7	<0.10	mg/L	0.10	10/17/2011
Boron	EPA 200.7	<0.10	mg/L	0.10	10/17/2011
Cadmium	EPA 200.7	<0.0010	mg/L	0.0010	10/17/2011
Calcium	EPA 200.7	27	mg/L	0.50	10/17/2011
Chromium	EPA 200.7	<0.0050	mg/L	0.0050	10/17/2011
Cobalt	EPA 200.7	<0.010	mg/L	0.010	10/17/2011
Copper	EPA 200.7	<0.050	mg/L	0.050	10/17/2011
Gallium	EPA 200.7	<0.10	mg/L	0.10	10/17/2011
Iron	EPA 200.7	<0.050	mg/L	0.050	10/18/2011
Lithium	EPA 200.7	<0.10	mg/L	0.10	10/17/2011
Magnesium	EPA 200.7	4.9	mg/L	0.50	10/17/2011
Manganese	EPA 200.7	0.83	mg/L	0.0050	10/17/2011
Molybdenum	EPA 200.7	<0.010	mg/L	0.010	10/17/2011
Nickel	EPA 200.7	<0.010	mg/L	0.010	10/17/2011
Phosphorus	EPA 200.7	<0.50	mg/L	0.50	10/17/2011
Potassium	EPA 200.7	1.7	mg/L	0.50	10/17/2011
Scandium	EPA 200.7	<0.10	mg/L	0.10	10/17/2011
Silver	EPA 200.7	<0.0050	mg/L	0.0050	10/17/2011
Sodium	EPA 200.7	<0.50	mg/L	0.50	10/17/2011
Strontium	EPA 200.7	0.20	mg/L	0.10	10/17/2011
Tin	EPA 200.7	<0.10	mg/L	0.10	10/17/2011
Titanium	EPA 200.7	<0.10	mg/L	0.10	10/17/2011
Vanadium	EPA 200.7	<0.010	mg/L	0.010	10/17/2011
Zinc	EPA 200.7	<0.010	mg/L	0.010	10/17/2011
Mercury	EPA 200.8	<0.00010	mg/L	0.00010	10/17/2011
Antimony	EPA 200.8	<0.0025	mg/L	0.0025	10/17/2011
Arsenic	EPA 200.8	<0.0050	mg/L	0.0050	10/17/2011
Lead	EPA 200.8	<0.0025	mg/L	0.0025	10/17/2011
Selenium	EPA 200.8	<0.0050	mg/L	0.0050	10/17/2011
Thallium	EPA 200.8	<0.0010	mg/L	0.0010	10/17/2011
Uranium	EPA 200.8	<0.010	mg/L	0.010	10/17/2011
Anions	Calculation	1.96	meq/L	0.10	
Cations	Calculation	1.82	meq/L	0.10	

Customer Sample ID: 604 669 wk:36 **Collect Date/Time:** 10/7/2011 09:00
WETLAB Sample ID: 1110123-006 **Receive Date:** 10/7/2011 16:05

PROFILE II

Parameter	Method	Results	Units	Reporting Limit	Date Analyzed
Error	Calculation	3.5	%	1.0	

Customer Sample ID: 604 673 wk:36 **Collect Date/Time:** 10/7/2011 09:00
WETLAB Sample ID: 1110123-007 **Receive Date:** 10/7/2011 16:05

PROFILE II

Parameter	Method	Results	Units	Reporting Limit	Date Analyzed
pH	SM 4500-H+ B	6.06	pH Units		10/7/2011
Bicarbonate (HCO3)	SM 2320B	1.3	mg/L	1.0	10/7/2011
Carbonate (CO3)	SM 2320B	<1.0	mg/L	1.0	10/7/2011
Hydroxide (OH)	SM 2320B	<1.0	mg/L	1.0	10/7/2011
Total Alkalinity	SM 2320B	1.0	mg/L as CaCO3	1.0	10/7/2011
Chloride	EPA 300.0	<1.00	mg/L	1.00	10/7/2011
Fluoride	EPA 300.0	0.51	mg/L	0.10	10/7/2011
Sulfate	EPA 300.0	22	mg/L	1.0	10/7/2011
Nitrate Nitrogen	EPA 300.0	<1.0	mg/L	1.0	10/7/2011
Nitrite Nitrogen	EPA 300.0	<0.025	mg/L	0.025	10/7/2011
Total Dissolved Solids (TDS)	SM 2540C	38	mg/L	10	10/11/2011
Aluminum	EPA 200.7	<0.045	mg/L	0.045	10/17/2011
Barium	EPA 200.7	0.050	mg/L	0.010	10/17/2011
Beryllium	EPA 200.7	<0.0010	mg/L	0.0010	10/17/2011
Bismuth	EPA 200.7	<0.10	mg/L	0.10	10/17/2011
Boron	EPA 200.7	<0.10	mg/L	0.10	10/17/2011
Cadmium	EPA 200.7	<0.0010	mg/L	0.0010	10/17/2011
Calcium	EPA 200.7	6.7	mg/L	0.50	10/17/2011
Chromium	EPA 200.7	<0.0050	mg/L	0.0050	10/17/2011
Cobalt	EPA 200.7	<0.010	mg/L	0.010	10/17/2011
Copper	EPA 200.7	<0.050	mg/L	0.050	10/17/2011
Gallium	EPA 200.7	<0.10	mg/L	0.10	10/17/2011
Iron	EPA 200.7	<0.010	mg/L	0.010	10/17/2011
Lithium	EPA 200.7	<0.10	mg/L	0.10	10/17/2011
Magnesium	EPA 200.7	0.98	mg/L	0.50	10/17/2011
Manganese	EPA 200.7	0.037	mg/L	0.0050	10/17/2011
Molybdenum	EPA 200.7	0.016	mg/L	0.010	10/17/2011
Nickel	EPA 200.7	<0.010	mg/L	0.010	10/17/2011
Phosphorus	EPA 200.7	<0.50	mg/L	0.50	10/17/2011
Potassium	EPA 200.7	1.5	mg/L	0.50	10/17/2011
Scandium	EPA 200.7	<0.10	mg/L	0.10	10/17/2011
Silver	EPA 200.7	<0.0050	mg/L	0.0050	10/17/2011
Sodium	EPA 200.7	<0.50	mg/L	0.50	10/17/2011
Strontium	EPA 200.7	<0.10	mg/L	0.10	10/17/2011

Customer Sample ID: 604 673 wk:36 **Collect Date/Time:** 10/7/2011 09:00
WETLAB Sample ID: 1110123-007 **Receive Date:** 10/7/2011 16:05

PROFILE II

Parameter	Method	Results	Units	Reporting Limit	Date Analyzed
Tin	EPA 200.7	<0.10	mg/L	0.10	10/17/2011
Titanium	EPA 200.7	<0.10	mg/L	0.10	10/17/2011
Vanadium	EPA 200.7	<0.010	mg/L	0.010	10/17/2011
Zinc	EPA 200.7	0.013	mg/L	0.010	10/17/2011
Mercury	EPA 200.8	<0.00010	mg/L	0.00010	10/17/2011
Antimony	EPA 200.8	<0.0025	mg/L	0.0025	10/17/2011
Arsenic	EPA 200.8	<0.0050	mg/L	0.0050	10/17/2011
Lead	EPA 200.8	<0.0025	mg/L	0.0025	10/17/2011
Selenium	EPA 200.8	<0.0050	mg/L	0.0050	10/17/2011
Thallium	EPA 200.8	<0.0010	mg/L	0.0010	10/17/2011
Uranium	EPA 200.8	<0.010	mg/L	0.010	10/17/2011
Anions	Calculation	0.51	meq/L	0.10	
Cations	Calculation	0.46	meq/L	0.10	
Error	Calculation	5.3	%	1.0	

Customer Sample ID: 604 767 wk:36 **Collect Date/Time:** 10/7/2011 09:00
WETLAB Sample ID: 1110123-008 **Receive Date:** 10/7/2011 16:05

PROFILE II

Parameter	Method	Results	Units	Reporting Limit	Date Analyzed
pH	SM 4500-H+ B	7.34	pH Units		10/7/2011
Bicarbonate (HCO3)	SM 2320B	38	mg/L	1.0	10/7/2011
Carbonate (CO3)	SM 2320B	<1.0	mg/L	1.0	10/7/2011
Hydroxide (OH)	SM 2320B	<1.0	mg/L	1.0	10/7/2011
Total Alkalinity	SM 2320B	31	mg/L as CaCO3	1.0	10/7/2011
Chloride	EPA 300.0	<1.00	mg/L	1.00	10/7/2011
Fluoride	EPA 300.0	2.2	mg/L	0.10	10/7/2011
Sulfate	EPA 300.0	51	mg/L	1.0	10/7/2011
Nitrate Nitrogen	EPA 300.0	<1.0	mg/L	1.0	10/7/2011
Nitrite Nitrogen	EPA 300.0	<0.025	mg/L	0.025	10/7/2011
Total Dissolved Solids (TDS)	SM 2540C	100	mg/L	10	10/11/2011
Aluminum	EPA 200.7	<0.045	mg/L	0.045	10/17/2011
Barium	EPA 200.7	0.034	mg/L	0.010	10/17/2011
Beryllium	EPA 200.7	<0.0010	mg/L	0.0010	10/17/2011
Bismuth	EPA 200.7	<0.10	mg/L	0.10	10/17/2011
Boron	EPA 200.7	<0.10	mg/L	0.10	10/17/2011
Cadmium	EPA 200.7	<0.0010	mg/L	0.0010	10/17/2011
Calcium	EPA 200.7	23	mg/L	0.50	10/17/2011
Chromium	EPA 200.7	<0.0050	mg/L	0.0050	10/17/2011
Cobalt	EPA 200.7	<0.010	mg/L	0.010	10/17/2011
Copper	EPA 200.7	<0.050	mg/L	0.050	10/17/2011

Customer Sample ID: 604 767 wk:36 **Collect Date/Time:** 10/7/2011 09:00
WETLAB Sample ID: 1110123-008 **Receive Date:** 10/7/2011 16:05

PROFILE II

Parameter	Method	Results	Units	Reporting Limit	Date Analyzed
Gallium	EPA 200.7	<0.10	mg/L	0.10	10/17/2011
Iron	EPA 200.7	<0.010	mg/L	0.010	10/17/2011
Lithium	EPA 200.7	<0.10	mg/L	0.10	10/17/2011
Magnesium	EPA 200.7	6.8	mg/L	0.50	10/17/2011
Manganese	EPA 200.7	0.35	mg/L	0.0050	10/17/2011
Molybdenum	EPA 200.7	<0.010	mg/L	0.010	10/17/2011
Nickel	EPA 200.7	<0.010	mg/L	0.010	10/17/2011
Phosphorus	EPA 200.7	<0.50	mg/L	0.50	10/17/2011
Potassium	EPA 200.7	1.3	mg/L	0.50	10/17/2011
Scandium	EPA 200.7	<0.10	mg/L	0.10	10/17/2011
Silver	EPA 200.7	<0.0050	mg/L	0.0050	10/17/2011
Sodium	EPA 200.7	<0.50	mg/L	0.50	10/17/2011
Strontium	EPA 200.7	0.19	mg/L	0.10	10/17/2011
Tin	EPA 200.7	<0.10	mg/L	0.10	10/17/2011
Titanium	EPA 200.7	<0.10	mg/L	0.10	10/17/2011
Vanadium	EPA 200.7	<0.010	mg/L	0.010	10/17/2011
Zinc	EPA 200.7	0.014	mg/L	0.010	10/17/2011
Mercury	EPA 200.8	<0.00010	mg/L	0.00010	10/17/2011
Antimony	EPA 200.8	<0.0025	mg/L	0.0025	10/17/2011
Arsenic	EPA 200.8	<0.0050	mg/L	0.0050	10/17/2011
Lead	EPA 200.8	<0.0025	mg/L	0.0025	10/17/2011
Selenium	EPA 200.8	<0.0050	mg/L	0.0050	10/17/2011
Thallium	EPA 200.8	<0.0010	mg/L	0.0010	10/17/2011
Uranium	EPA 200.8	<0.010	mg/L	0.010	10/18/2011
Anions	Calculation	1.80	meq/L	0.10	
Cations	Calculation	1.75	meq/L	0.10	
Error	Calculation	1.3	%	1.0	

Customer Sample ID: 604 787 wk:36 **Collect Date/Time:** 10/7/2011 09:00
WETLAB Sample ID: 1110123-009 **Receive Date:** 10/7/2011 16:05

PROFILE II

Parameter	Method	Results	Units	Reporting Limit	Date Analyzed
pH	SM 4500-H+ B	7.77	pH Units		10/7/2011
Bicarbonate (HCO3)	SM 2320B	72	mg/L	1.0	10/7/2011
Carbonate (CO3)	SM 2320B	<1.0	mg/L	1.0	10/7/2011
Hydroxide (OH)	SM 2320B	<1.0	mg/L	1.0	10/7/2011
Total Alkalinity	SM 2320B	59	mg/L as CaCO3	1.0	10/7/2011
Chloride	EPA 300.0	<1.00	mg/L	1.00	10/7/2011
Fluoride	EPA 300.0	1.6	mg/L	0.10	10/7/2011
Sulfate	EPA 300.0	26	mg/L	1.0	10/7/2011

Customer Sample ID: 604 787 wk:36 **Collect Date/Time:** 10/7/2011 09:00

WETLAB Sample ID: 1110123-009 **Receive Date:** 10/7/2011 16:05

PROFILE II

Parameter	Method	Results	Units	Reporting Limit	Date Analyzed
Nitrate Nitrogen	EPA 300.0	<1.0	mg/L	1.0	10/7/2011
Nitrite Nitrogen	EPA 300.0	<0.025	mg/L	0.025	10/7/2011
Total Dissolved Solids (TDS)	SM 2540C	97	mg/L	10	10/11/2011
Aluminum	EPA 200.7	<0.045	mg/L	0.045	10/17/2011
Barium	EPA 200.7	0.011	mg/L	0.010	10/17/2011
Beryllium	EPA 200.7	<0.0010	mg/L	0.0010	10/17/2011
Bismuth	EPA 200.7	<0.10	mg/L	0.10	10/17/2011
Boron	EPA 200.7	<0.10	mg/L	0.10	10/17/2011
Cadmium	EPA 200.7	<0.0010	mg/L	0.0010	10/17/2011
Calcium	EPA 200.7	27	mg/L	0.50	10/17/2011
Chromium	EPA 200.7	<0.0050	mg/L	0.0050	10/17/2011
Cobalt	EPA 200.7	<0.010	mg/L	0.010	10/17/2011
Copper	EPA 200.7	<0.050	mg/L	0.050	10/17/2011
Gallium	EPA 200.7	<0.10	mg/L	0.10	10/17/2011
Iron	EPA 200.7	<0.050	mg/L	0.050	10/18/2011
Lithium	EPA 200.7	<0.10	mg/L	0.10	10/17/2011
Magnesium	EPA 200.7	4.7	mg/L	0.50	10/17/2011
Manganese	EPA 200.7	0.088	mg/L	0.0050	10/17/2011
Molybdenum	EPA 200.7	0.027	mg/L	0.010	10/17/2011
Nickel	EPA 200.7	<0.010	mg/L	0.010	10/17/2011
Phosphorus	EPA 200.7	<0.50	mg/L	0.50	10/17/2011
Potassium	EPA 200.7	1.4	mg/L	0.50	10/17/2011
Scandium	EPA 200.7	<0.10	mg/L	0.10	10/17/2011
Silver	EPA 200.7	<0.0050	mg/L	0.0050	10/17/2011
Sodium	EPA 200.7	<0.50	mg/L	0.50	10/17/2011
Strontium	EPA 200.7	0.19	mg/L	0.10	10/17/2011
Tin	EPA 200.7	<0.10	mg/L	0.10	10/17/2011
Titanium	EPA 200.7	<0.10	mg/L	0.10	10/17/2011
Vanadium	EPA 200.7	<0.010	mg/L	0.010	10/17/2011
Zinc	EPA 200.7	<0.010	mg/L	0.010	10/17/2011
Mercury	EPA 200.8	<0.00010	mg/L	0.00010	10/17/2011
Antimony	EPA 200.8	<0.0025	mg/L	0.0025	10/17/2011
Arsenic	EPA 200.8	<0.0050	mg/L	0.0050	10/17/2011
Lead	EPA 200.8	<0.0025	mg/L	0.0025	10/17/2011
Selenium	EPA 200.8	<0.0050	mg/L	0.0050	10/17/2011
Thallium	EPA 200.8	<0.0010	mg/L	0.0010	10/17/2011
Uranium	EPA 200.8	0.026	mg/L	0.010	10/18/2011
Anions	Calculation	1.81	meq/L	0.10	
Cations	Calculation	1.77	meq/L	0.10	
Error	Calculation	<1.0	%	1.0	

Customer Sample ID: 604 811 wk:36 **Collect Date/Time:** 10/7/2011 09:00

WETLAB Sample ID: 1110123-010 **Receive Date:** 10/7/2011 16:05

PROFILE II

Parameter	Method	Results	Units	Reporting Limit	Date Analyzed
pH	SM 4500-H+ B	8.02	pH Units		10/7/2011
Bicarbonate (HCO3)	SM 2320B	100	mg/L	1.0	10/7/2011
Carbonate (CO3)	SM 2320B	<1.0	mg/L	1.0	10/7/2011
Hydroxide (OH)	SM 2320B	<1.0	mg/L	1.0	10/7/2011
Total Alkalinity	SM 2320B	84	mg/L as CaCO3	1.0	10/7/2011
Chloride	EPA 300.0	<1.00	mg/L	1.00	10/7/2011
Fluoride	EPA 300.0	2.2	mg/L	0.10	10/7/2011
Sulfate	EPA 300.0	21	mg/L	1.0	10/7/2011
Nitrate Nitrogen	EPA 300.0	<1.0	mg/L	1.0	10/7/2011
Nitrite Nitrogen	EPA 300.0	<0.025	mg/L	0.025	10/7/2011
Total Dissolved Solids (TDS)	SM 2540C	130 Q,HT	mg/L	10	10/20/2011
Aluminum	EPA 200.7	<0.045	mg/L	0.045	10/17/2011
Barium	EPA 200.7	<0.010	mg/L	0.010	10/17/2011
Beryllium	EPA 200.7	<0.0010	mg/L	0.0010	10/17/2011
Bismuth	EPA 200.7	<0.10	mg/L	0.10	10/17/2011
Boron	EPA 200.7	<0.10	mg/L	0.10	10/17/2011
Cadmium	EPA 200.7	<0.0010	mg/L	0.0010	10/17/2011
Calcium	EPA 200.7	29	mg/L	0.50	10/17/2011
Chromium	EPA 200.7	<0.0050	mg/L	0.0050	10/17/2011
Cobalt	EPA 200.7	<0.010	mg/L	0.010	10/17/2011
Copper	EPA 200.7	<0.050	mg/L	0.050	10/17/2011
Gallium	EPA 200.7	<0.10	mg/L	0.10	10/17/2011
Iron	EPA 200.7	<0.010	mg/L	0.010	10/17/2011
Lithium	EPA 200.7	<0.10	mg/L	0.10	10/17/2011
Magnesium	EPA 200.7	7.8	mg/L	0.50	10/17/2011
Manganese	EPA 200.7	0.037	mg/L	0.0050	10/17/2011
Molybdenum	EPA 200.7	<0.010	mg/L	0.010	10/17/2011
Nickel	EPA 200.7	<0.010	mg/L	0.010	10/17/2011
Phosphorus	EPA 200.7	<0.50	mg/L	0.50	10/17/2011
Potassium	EPA 200.7	1.1	mg/L	0.50	10/17/2011
Scandium	EPA 200.7	<0.10	mg/L	0.10	10/17/2011
Silver	EPA 200.7	<0.0050	mg/L	0.0050	10/17/2011
Sodium	EPA 200.7	0.64	mg/L	0.50	10/17/2011
Strontium	EPA 200.7	0.32	mg/L	0.10	10/17/2011
Tin	EPA 200.7	<0.10	mg/L	0.10	10/17/2011
Titanium	EPA 200.7	<0.10	mg/L	0.10	10/17/2011
Vanadium	EPA 200.7	0.012	mg/L	0.010	10/17/2011
Zinc	EPA 200.7	<0.010	mg/L	0.010	10/17/2011
Mercury	EPA 200.8	<0.00010	mg/L	0.00010	10/17/2011
Antimony	EPA 200.8	<0.0025	mg/L	0.0025	10/17/2011
Arsenic	EPA 200.8	<0.0050	mg/L	0.0050	10/18/2011

Customer Sample ID: 604 811 wk:36 **Collect Date/Time:** 10/7/2011 09:00
WETLAB Sample ID: 1110123-010 **Receive Date:** 10/7/2011 16:05

PROFILE II

Parameter	Method	Results	Units	Reporting Limit	Date Analyzed
Lead	EPA 200.8	<0.0025	mg/L	0.0025	10/17/2011
Selenium	EPA 200.8	<0.0050	mg/L	0.0050	10/18/2011
Thallium	EPA 200.8	<0.0010	mg/L	0.0010	10/17/2011
Uranium	EPA 200.8	0.008	mg/L	0.0010	10/18/2011
Anions	Calculation	2.19	meq/L	0.10	
Cations	Calculation	2.15	meq/L	0.10	
Error	Calculation	1.1	%	1.0	

Customer Sample ID: 604 854 wk:36 **Collect Date/Time:** 10/7/2011 09:00
WETLAB Sample ID: 1110123-011 **Receive Date:** 10/7/2011 16:05

PROFILE II

Parameter	Method	Results	Units	Reporting Limit	Date Analyzed
pH	SM 4500-H+ B	7.46	pH Units		10/7/2011
Bicarbonate (HCO3)	SM 2320B	44	mg/L	1.0	10/7/2011
Carbonate (CO3)	SM 2320B	<1.0	mg/L	1.0	10/7/2011
Hydroxide (OH)	SM 2320B	<1.0	mg/L	1.0	10/7/2011
Total Alkalinity	SM 2320B	36	mg/L as CaCO3	1.0	10/7/2011
Chloride	EPA 300.0	<1.00	mg/L	1.00	10/7/2011
Fluoride	EPA 300.0	2.3	mg/L	0.10	10/7/2011
Sulfate	EPA 300.0	45	mg/L	1.0	10/7/2011
Nitrate Nitrogen	EPA 300.0	<1.0	mg/L	1.0	10/7/2011
Nitrite Nitrogen	EPA 300.0	<0.025	mg/L	0.025	10/7/2011
Total Dissolved Solids (TDS)	SM 2540C	74	mg/L	10	10/11/2011
Aluminum	EPA 200.7	<0.045	mg/L	0.045	10/17/2011
Barium	EPA 200.7	0.028	mg/L	0.010	10/17/2011
Beryllium	EPA 200.7	<0.0010	mg/L	0.0010	10/17/2011
Bismuth	EPA 200.7	<0.10	mg/L	0.10	10/17/2011
Boron	EPA 200.7	<0.10	mg/L	0.10	10/17/2011
Cadmium	EPA 200.7	<0.0010	mg/L	0.0010	10/17/2011
Calcium	EPA 200.7	23	mg/L	0.50	10/17/2011
Chromium	EPA 200.7	<0.0050	mg/L	0.0050	10/17/2011
Cobalt	EPA 200.7	<0.010	mg/L	0.010	10/17/2011
Copper	EPA 200.7	<0.050	mg/L	0.050	10/17/2011
Gallium	EPA 200.7	<0.10	mg/L	0.10	10/17/2011
Iron	EPA 200.7	<0.010	mg/L	0.010	10/17/2011
Lithium	EPA 200.7	<0.10	mg/L	0.10	10/17/2011
Magnesium	EPA 200.7	5.4	mg/L	0.50	10/17/2011
Manganese	EPA 200.7	0.085	mg/L	0.0050	10/17/2011
Molybdenum	EPA 200.7	0.038	mg/L	0.010	10/17/2011
Nickel	EPA 200.7	<0.010	mg/L	0.010	10/17/2011

Customer Sample ID: 604 854 wk:36 **Collect Date/Time:** 10/7/2011 09:00
WETLAB Sample ID: 1110123-011 **Receive Date:** 10/7/2011 16:05

PROFILE II

Parameter	Method	Results	Units	Reporting Limit	Date Analyzed
Phosphorus	EPA 200.7	<0.50	mg/L	0.50	10/17/2011
Potassium	EPA 200.7	1.5	mg/L	0.50	10/17/2011
Scandium	EPA 200.7	<0.10	mg/L	0.10	10/17/2011
Silver	EPA 200.7	<0.0050	mg/L	0.0050	10/17/2011
Sodium	EPA 200.7	<0.50	mg/L	0.50	10/17/2011
Strontium	EPA 200.7	0.15	mg/L	0.10	10/17/2011
Tin	EPA 200.7	<0.10	mg/L	0.10	10/17/2011
Titanium	EPA 200.7	<0.10	mg/L	0.10	10/17/2011
Vanadium	EPA 200.7	<0.010	mg/L	0.010	10/17/2011
Zinc	EPA 200.7	<0.010	mg/L	0.010	10/17/2011
Mercury	EPA 200.8	<0.00010	mg/L	0.00010	10/17/2011
Antimony	EPA 200.8	<0.0025	mg/L	0.0025	10/17/2011
Arsenic	EPA 200.8	<0.0050	mg/L	0.0050	10/17/2011
Lead	EPA 200.8	<0.0025	mg/L	0.0025	10/17/2011
Selenium	EPA 200.8	<0.0050	mg/L	0.0050	10/18/2011
Thallium	EPA 200.8	<0.0010	mg/L	0.0010	10/17/2011
Uranium	EPA 200.8	0.002	mg/L	0.0010	10/18/2011
Anions	Calculation	1.78	meq/L	0.10	
Cations	Calculation	1.63	meq/L	0.10	
Error	Calculation	4.3	%	1.0	

Customer Sample ID: 604 862 wk:36 **Collect Date/Time:** 10/7/2011 09:00
WETLAB Sample ID: 1110123-012 **Receive Date:** 10/7/2011 16:05

PROFILE II

Parameter	Method	Results	Units	Reporting Limit	Date Analyzed
pH	SM 4500-H+ B	8.06	pH Units		10/7/2011
Bicarbonate (HCO3)	SM 2320B	270	mg/L	1.0	10/7/2011
Carbonate (CO3)	SM 2320B	<1.0	mg/L	1.0	10/7/2011
Hydroxide (OH)	SM 2320B	<1.0	mg/L	1.0	10/7/2011
Total Alkalinity	SM 2320B	220	mg/L as CaCO3	1.0	10/7/2011
Chloride	EPA 300.0	<1.00	mg/L	1.00	10/8/2011
Fluoride	EPA 300.0	2.6	mg/L	0.10	10/8/2011
Sulfate	EPA 300.0	18	mg/L	1.0	10/8/2011
Nitrate Nitrogen	EPA 300.0	<1.0	mg/L	1.0	10/8/2011
Nitrite Nitrogen	EPA 300.0	<0.025	mg/L	0.025	10/8/2011
Total Dissolved Solids (TDS)	SM 2540C	230	mg/L	10	10/11/2011
Aluminum	EPA 200.7	<0.045	mg/L	0.045	10/17/2011
Barium	EPA 200.7	0.013	mg/L	0.010	10/17/2011
Beryllium	EPA 200.7	<0.0010	mg/L	0.0010	10/17/2011
Bismuth	EPA 200.7	<0.10	mg/L	0.10	10/17/2011

Customer Sample ID: 604 862 wk:36 **Collect Date/Time:** 10/7/2011 09:00
WETLAB Sample ID: 1110123-012 **Receive Date:** 10/7/2011 16:05

PROFILE II

Parameter	Method	Results	Units	Reporting Limit	Date Analyzed
Boron	EPA 200.7	<0.10	mg/L	0.10	10/17/2011
Cadmium	EPA 200.7	<0.0010	mg/L	0.0010	10/17/2011
Calcium	EPA 200.7	81	mg/L	0.50	10/17/2011
Chromium	EPA 200.7	<0.0050	mg/L	0.0050	10/17/2011
Cobalt	EPA 200.7	<0.010	mg/L	0.010	10/17/2011
Copper	EPA 200.7	<0.050	mg/L	0.050	10/17/2011
Gallium	EPA 200.7	<0.10	mg/L	0.10	10/17/2011
Iron	EPA 200.7	<0.010	mg/L	0.010	10/17/2011
Lithium	EPA 200.7	<0.10	mg/L	0.10	10/17/2011
Magnesium	EPA 200.7	10	mg/L	0.50	10/17/2011
Manganese	EPA 200.7	0.066	mg/L	0.0050	10/17/2011
Molybdenum	EPA 200.7	<0.010	mg/L	0.010	10/17/2011
Nickel	EPA 200.7	<0.010	mg/L	0.010	10/17/2011
Phosphorus	EPA 200.7	<0.50	mg/L	0.50	10/17/2011
Potassium	EPA 200.7	1.4	mg/L	0.50	10/17/2011
Scandium	EPA 200.7	<0.10	mg/L	0.10	10/17/2011
Silver	EPA 200.7	<0.0050	mg/L	0.0050	10/17/2011
Sodium	EPA 200.7	0.66	mg/L	0.50	10/17/2011
Strontium	EPA 200.7	0.70	mg/L	0.10	10/17/2011
Tin	EPA 200.7	<0.10	mg/L	0.10	10/17/2011
Titanium	EPA 200.7	<0.10	mg/L	0.10	10/17/2011
Vanadium	EPA 200.7	0.015	mg/L	0.010	10/17/2011
Zinc	EPA 200.7	<0.010	mg/L	0.010	10/17/2011
Mercury	EPA 200.8	<0.00010	mg/L	0.00010	10/17/2011
Antimony	EPA 200.8	<0.0025	mg/L	0.0025	10/17/2011
Arsenic	EPA 200.8	<0.0050	mg/L	0.0050	10/17/2011
Lead	EPA 200.8	<0.0025	mg/L	0.0025	10/17/2011
Selenium	EPA 200.8	<0.0050	mg/L	0.0050	10/18/2011
Thallium	EPA 200.8	<0.0010	mg/L	0.0010	10/17/2011
Uranium	EPA 200.8	0.006	mg/L	0.0010	10/18/2011
Anions	Calculation	4.94	meq/L	0.10	
Carions	Calculation	4.93	meq/L	0.10	
Error	Calculation	<1.0	%	1.0	

Customer Sample ID: 604 867 wk:36 **Collect Date/Time:** 10/7/2011 09:00
WETLAB Sample ID: 1110123-013 **Receive Date:** 10/7/2011 16:05

PROFILE II

Parameter	Method	Results	Units	Reporting Limit	Date Analyzed
pH	SM 4500-H+ B	7.71	pH Units		10/7/2011
Bicarbonate (HCO3)	SM 2320B	100	mg/L	1.0	10/7/2011

Customer Sample ID: 604 867 wk:36 **Collect Date/Time:** 10/7/2011 09:00

WETLAB Sample ID: 1110123-013 **Receive Date:** 10/7/2011 16:05

PROFILE II

Parameter	Method	Results	Units	Reporting Limit	Date Analyzed
Carbonate (CO3)	SM 2320B	<1.0	mg/L	1.0	10/7/2011
Hydroxide (OH)	SM 2320B	<1.0	mg/L	1.0	10/7/2011
Total Alkalinity	SM 2320B	82	mg/L as CaCO3	1.0	10/7/2011
Chloride	EPA 300.0	<1.00	mg/L	1.00	10/8/2011
Fluoride	EPA 300.0	1.7	mg/L	0.10	10/8/2011
Sulfate	EPA 300.0	110	mg/L	1.0	10/8/2011
Nitrate Nitrogen	EPA 300.0	<1.0	mg/L	1.0	10/8/2011
Nitrite Nitrogen	EPA 300.0	<0.025	mg/L	0.025	10/8/2011
Total Dissolved Solids (TDS)	SM 2540C	240	mg/L	10	10/11/2011
Aluminum	EPA 200.7	<0.045	mg/L	0.045	10/17/2011
Barium	EPA 200.7	<0.010	mg/L	0.010	10/17/2011
Beryllium	EPA 200.7	<0.0010	mg/L	0.0010	10/17/2011
Bismuth	EPA 200.7	<0.10	mg/L	0.10	10/17/2011
Boron	EPA 200.7	<0.10	mg/L	0.10	10/17/2011
Cadmium	EPA 200.7	<0.0010	mg/L	0.0010	10/17/2011
Calcium	EPA 200.7	72	mg/L	0.50	10/17/2011
Chromium	EPA 200.7	<0.0050	mg/L	0.0050	10/17/2011
Cobalt	EPA 200.7	<0.010	mg/L	0.010	10/17/2011
Copper	EPA 200.7	0.13	mg/L	0.050	10/17/2011
Gallium	EPA 200.7	<0.10	mg/L	0.10	10/17/2011
Iron	EPA 200.7	<0.010	mg/L	0.010	10/17/2011
Lithium	EPA 200.7	<0.10	mg/L	0.10	10/17/2011
Magnesium	EPA 200.7	4.3	mg/L	0.50	10/17/2011
Manganese	EPA 200.7	0.11	mg/L	0.0050	10/17/2011
Molybdenum	EPA 200.7	<0.010	mg/L	0.010	10/17/2011
Nickel	EPA 200.7	<0.010	mg/L	0.010	10/17/2011
Phosphorus	EPA 200.7	<0.50	mg/L	0.50	10/17/2011
Potassium	EPA 200.7	1.4	mg/L	0.50	10/17/2011
Scandium	EPA 200.7	<0.10	mg/L	0.10	10/17/2011
Silver	EPA 200.7	<0.0050	mg/L	0.0050	10/17/2011
Sodium	EPA 200.7	<0.50	mg/L	0.50	10/17/2011
Strontium	EPA 200.7	0.31	mg/L	0.10	10/17/2011
Tin	EPA 200.7	<0.10	mg/L	0.10	10/17/2011
Titanium	EPA 200.7	<0.10	mg/L	0.10	10/17/2011
Vanadium	EPA 200.7	<0.010	mg/L	0.010	10/17/2011
Zinc	EPA 200.7	0.011	mg/L	0.010	10/17/2011
Mercury	EPA 200.8	<0.00010	mg/L	0.00010	10/17/2011
Antimony	EPA 200.8	<0.0025	mg/L	0.0025	10/17/2011
Arsenic	EPA 200.8	<0.0050	mg/L	0.0050	10/17/2011
Lead	EPA 200.8	<0.0025	mg/L	0.0025	10/17/2011
Selenium	EPA 200.8	0.0067	mg/L	0.0050	10/17/2011

Customer Sample ID: 604 867 wk:36 **Collect Date/Time:** 10/7/2011 09:00
WETLAB Sample ID: 1110123-013 **Receive Date:** 10/7/2011 16:05

PROFILE II

Parameter	Method	Results	Units	Reporting Limit	Date Analyzed
Thallium	EPA 200.8	<0.0010	mg/L	0.0010	10/17/2011
Uranium	EPA 200.8	<0.0010	mg/L	0.0010	10/18/2011
Anions	Calculation	4.02	meq/L	0.10	
Cations	Calculation	3.99	meq/L	0.10	
Error	Calculation	<1.0	%	1.0	

Customer Sample ID: 605 033 wk:36 **Collect Date/Time:** 10/7/2011 09:00
WETLAB Sample ID: 1110123-014 **Receive Date:** 10/7/2011 16:05

PROFILE II

Parameter	Method	Results	Units	Reporting Limit	Date Analyzed
pH	SM 4500-H+ B	7.57	pH Units		10/7/2011
Bicarbonate (HCO3)	SM 2320B	49	mg/L	1.0	10/7/2011
Carbonate (CO3)	SM 2320B	<1.0	mg/L	1.0	10/7/2011
Hydroxide (OH)	SM 2320B	<1.0	mg/L	1.0	10/7/2011
Total Alkalinity	SM 2320B	40	mg/L as CaCO3	1.0	10/7/2011
Chloride	EPA 300.0	<1.00	mg/L	1.00	10/8/2011
Fluoride	EPA 300.0	1.8	mg/L	0.10	10/8/2011
Sulfate	EPA 300.0	21	mg/L	1.0	10/8/2011
Nitrate Nitrogen	EPA 300.0	<1.0	mg/L	1.0	10/8/2011
Nitrite Nitrogen	EPA 300.0	<0.025	mg/L	0.025	10/8/2011
Total Dissolved Solids (TDS)	SM 2540C	76	mg/L	10	10/11/2011
Aluminum	EPA 200.7	0.046	mg/L	0.045	10/17/2011
Barium	EPA 200.7	0.013	mg/L	0.010	10/17/2011
Beryllium	EPA 200.7	<0.0010	mg/L	0.0010	10/17/2011
Bismuth	EPA 200.7	<0.10	mg/L	0.10	10/17/2011
Boron	EPA 200.7	<0.10	mg/L	0.10	10/17/2011
Cadmium	EPA 200.7	<0.0010	mg/L	0.0010	10/17/2011
Calcium	EPA 200.7	23	mg/L	0.50	10/17/2011
Chromium	EPA 200.7	<0.0050	mg/L	0.0050	10/17/2011
Cobalt	EPA 200.7	<0.010	mg/L	0.010	10/17/2011
Copper	EPA 200.7	<0.050	mg/L	0.050	10/17/2011
Gallium	EPA 200.7	<0.10	mg/L	0.10	10/17/2011
Iron	EPA 200.7	<0.010	mg/L	0.010	10/17/2011
Lithium	EPA 200.7	<0.10	mg/L	0.10	10/17/2011
Magnesium	EPA 200.7	1.3	mg/L	0.50	10/17/2011
Manganese	EPA 200.7	0.060	mg/L	0.0050	10/17/2011
Molybdenum	EPA 200.7	0.018	mg/L	0.010	10/17/2011
Nickel	EPA 200.7	<0.010	mg/L	0.010	10/17/2011
Phosphorus	EPA 200.7	<0.50	mg/L	0.50	10/17/2011
Potassium	EPA 200.7	1.3	mg/L	0.50	10/17/2011

Customer Sample ID: 605 033 wk:36 **Collect Date/Time:** 10/7/2011 09:00
WETLAB Sample ID: 1110123-014 **Receive Date:** 10/7/2011 16:05

PROFILE II

Parameter	Method	Results	Units	Reporting Limit	Date Analyzed
Scandium	EPA 200.7	<0.10	mg/L	0.10	10/17/2011
Silver	EPA 200.7	<0.0050	mg/L	0.0050	10/17/2011
Sodium	EPA 200.7	0.50	mg/L	0.50	10/17/2011
Strontium	EPA 200.7	0.14	mg/L	0.10	10/17/2011
Tin	EPA 200.7	<0.10	mg/L	0.10	10/17/2011
Titanium	EPA 200.7	<0.10	mg/L	0.10	10/17/2011
Vanadium	EPA 200.7	<0.010	mg/L	0.010	10/17/2011
Zinc	EPA 200.7	<0.010	mg/L	0.010	10/17/2011
Mercury	EPA 200.8	<0.00010	mg/L	0.00010	10/17/2011
Antimony	EPA 200.8	<0.0025	mg/L	0.0025	10/17/2011
Arsenic	EPA 200.8	<0.0050	mg/L	0.0050	10/17/2011
Lead	EPA 200.8	<0.0025	mg/L	0.0025	10/17/2011
Selenium	EPA 200.8	<0.0050	mg/L	0.0050	10/17/2011
Thallium	EPA 200.8	<0.0010	mg/L	0.0010	10/17/2011
Uranium	EPA 200.8	0.007	mg/L	0.0010	10/18/2011
Anions	Calculation	1.34	meq/L	0.10	
Cations	Calculation	1.32	meq/L	0.10	
Error	Calculation	<1.0	%	1.0	

Customer Sample ID: 605 153 wk:36 **Collect Date/Time:** 10/7/2011 09:00
WETLAB Sample ID: 1110123-015 **Receive Date:** 10/7/2011 16:05

PROFILE II

Parameter	Method	Results	Units	Reporting Limit	Date Analyzed
pH	SM 4500-H+ B	7.54	pH Units		10/7/2011
Bicarbonate (HCO3)	SM 2320B	38	mg/L	1.0	10/7/2011
Carbonate (CO3)	SM 2320B	<1.0	mg/L	1.0	10/7/2011
Hydroxide (OH)	SM 2320B	<1.0	mg/L	1.0	10/7/2011
Total Alkalinity	SM 2320B	31	mg/L as CaCO3	1.0	10/7/2011
Chloride	EPA 300.0	<1.00	mg/L	1.00	10/8/2011
Fluoride	EPA 300.0	1.1	mg/L	0.10	10/8/2011
Sulfate	EPA 300.0	9.9	mg/L	1.0	10/8/2011
Nitrate Nitrogen	EPA 300.0	<1.0	mg/L	1.0	10/8/2011
Nitrite Nitrogen	EPA 300.0	<0.025	mg/L	0.025	10/8/2011
Total Dissolved Solids (TDS)	SM 2540C	39	mg/L	10	10/11/2011
Aluminum	EPA 200.7	0.065	mg/L	0.045	10/17/2011
Barium	EPA 200.7	0.11	mg/L	0.010	10/17/2011
Beryllium	EPA 200.7	<0.0010	mg/L	0.0010	10/17/2011
Bismuth	EPA 200.7	<0.10	mg/L	0.10	10/17/2011
Boron	EPA 200.7	<0.10	mg/L	0.10	10/17/2011
Cadmium	EPA 200.7	<0.0010	mg/L	0.0010	10/17/2011

Customer Sample ID: 605 153 wk:36 **Collect Date/Time:** 10/7/2011 09:00
WETLAB Sample ID: 1110123-015 **Receive Date:** 10/7/2011 16:05

PROFILE II

Parameter	Method	Results	Units	Reporting Limit	Date Analyzed
Calcium	EPA 200.7	14	mg/L	0.50	10/17/2011
Chromium	EPA 200.7	<0.0050	mg/L	0.0050	10/17/2011
Cobalt	EPA 200.7	<0.010	mg/L	0.010	10/17/2011
Copper	EPA 200.7	<0.050	mg/L	0.050	10/17/2011
Gallium	EPA 200.7	<0.10	mg/L	0.10	10/17/2011
Iron	EPA 200.7	0.027	mg/L	0.010	10/17/2011
Lithium	EPA 200.7	<0.10	mg/L	0.10	10/17/2011
Magnesium	EPA 200.7	1.5	mg/L	0.50	10/17/2011
Manganese	EPA 200.7	0.030	mg/L	0.0050	10/17/2011
Molybdenum	EPA 200.7	<0.010	mg/L	0.010	10/17/2011
Nickel	EPA 200.7	<0.010	mg/L	0.010	10/17/2011
Phosphorus	EPA 200.7	<0.50	mg/L	0.50	10/17/2011
Potassium	EPA 200.7	1.0	mg/L	0.50	10/17/2011
Scandium	EPA 200.7	<0.10	mg/L	0.10	10/17/2011
Silver	EPA 200.7	<0.0050	mg/L	0.0050	10/17/2011
Sodium	EPA 200.7	<0.50	mg/L	0.50	10/17/2011
Strontium	EPA 200.7	0.72	mg/L	0.10	10/17/2011
Tin	EPA 200.7	<0.10	mg/L	0.10	10/17/2011
Titanium	EPA 200.7	<0.10	mg/L	0.10	10/17/2011
Vanadium	EPA 200.7	<0.010	mg/L	0.010	10/17/2011
Zinc	EPA 200.7	<0.010	mg/L	0.010	10/17/2011
Mercury	EPA 200.8	<0.00010	mg/L	0.00010	10/17/2011
Antimony	EPA 200.8	<0.0025	mg/L	0.0025	10/17/2011
Arsenic	EPA 200.8	<0.0050	mg/L	0.0050	10/17/2011
Lead	EPA 200.8	<0.0025	mg/L	0.0025	10/17/2011
Selenium	EPA 200.8	<0.0050	mg/L	0.0050	10/17/2011
Thallium	EPA 200.8	<0.0010	mg/L	0.0010	10/17/2011
Uranium	EPA 200.8	0.006	mg/L	0.0010	10/18/2011
Anions	Calculation	0.89	meq/L	0.10	
Cations	Calculation	0.86	meq/L	0.10	
Error	Calculation	1.7	%	1.0	

Customer Sample ID: SRK 0864 wk:36 **Collect Date/Time:** 10/7/2011 09:00
WETLAB Sample ID: 1110123-016 **Receive Date:** 10/7/2011 16:05

PROFILE II

Parameter	Method	Results	Units	Reporting Limit	Date Analyzed
pH	SM 4500-H+ B	4.79	pH Units		10/7/2011
Bicarbonate (HCO3)	SM 2320B	<1.0	mg/L	1.0	10/7/2011
Carbonate (CO3)	SM 2320B	<1.0	mg/L	1.0	10/7/2011
Hydroxide (OH)	SM 2320B	<1.0	mg/L	1.0	10/7/2011

Customer Sample ID: SRK 0864 wk:36 **Collect Date/Time:** 10/7/2011 09:00

WETLAB Sample ID: 1110123-016 **Receive Date:** 10/7/2011 16:05

PROFILE II

Parameter	Method	Results	Units	Reporting Limit	Date Analyzed
Total Alkalinity	SM 2320B	<1.0	mg/L as CaCO3	1.0	10/7/2011
Chloride	EPA 300.0	<1.00	mg/L	1.00	10/8/2011
Fluoride	EPA 300.0	0.27	mg/L	0.10	10/8/2011
Sulfate	EPA 300.0	120	mg/L	1.0	10/8/2011
Nitrate Nitrogen	EPA 300.0	<1.0	mg/L	1.0	10/8/2011
Nitrite Nitrogen	EPA 300.0	<0.025	mg/L	0.025	10/8/2011
Total Dissolved Solids (TDS)	SM 2540C	180	mg/L	10	10/11/2011
Aluminum	EPA 200.7	0.13	mg/L	0.045	10/17/2011
Barium	EPA 200.7	0.014	mg/L	0.010	10/17/2011
Beryllium	EPA 200.7	<0.0010	mg/L	0.0010	10/17/2011
Bismuth	EPA 200.7	<0.10	mg/L	0.10	10/17/2011
Boron	EPA 200.7	<0.10	mg/L	0.10	10/17/2011
Cadmium	EPA 200.7	0.0027	mg/L	0.0010	10/17/2011
Calcium	EPA 200.7	14	mg/L	0.50	10/17/2011
Chromium	EPA 200.7	<0.0050	mg/L	0.0050	10/17/2011
Cobalt	EPA 200.7	<0.010	mg/L	0.010	10/17/2011
Copper	EPA 200.7	52	mg/L	0.050	10/17/2011
Gallium	EPA 200.7	<0.10	mg/L	0.10	10/17/2011
Iron	EPA 200.7	<0.010	mg/L	0.010	10/17/2011
Lithium	EPA 200.7	<0.10	mg/L	0.10	10/17/2011
Magnesium	EPA 200.7	0.88	mg/L	0.50	10/17/2011
Manganese	EPA 200.7	0.23	mg/L	0.0050	10/17/2011
Molybdenum	EPA 200.7	<0.010	mg/L	0.010	10/17/2011
Nickel	EPA 200.7	<0.010	mg/L	0.010	10/17/2011
Phosphorus	EPA 200.7	<0.50	mg/L	0.50	10/17/2011
Potassium	EPA 200.7	0.59	mg/L	0.50	10/17/2011
Scandium	EPA 200.7	<0.10	mg/L	0.10	10/17/2011
Silver	EPA 200.7	<0.0050	mg/L	0.0050	10/17/2011
Sodium	EPA 200.7	<0.50	mg/L	0.50	10/17/2011
Strontium	EPA 200.7	<0.10	mg/L	0.10	10/17/2011
Tin	EPA 200.7	<0.10	mg/L	0.10	10/17/2011
Titanium	EPA 200.7	<0.10	mg/L	0.10	10/17/2011
Vanadium	EPA 200.7	<0.010	mg/L	0.010	10/17/2011
Zinc	EPA 200.7	0.27	mg/L	0.010	10/17/2011
Mercury	EPA 200.8	<0.00010	mg/L	0.00010	10/17/2011
Antimony	EPA 200.8	<0.0025	mg/L	0.0025	10/17/2011
Arsenic	EPA 200.8	<0.0050	mg/L	0.0050	10/17/2011
Lead	EPA 200.8	0.0074	mg/L	0.0025	10/17/2011
Selenium	EPA 200.8	<0.0050	mg/L	0.0050	10/17/2011
Thallium	EPA 200.8	<0.0010	mg/L	0.0010	10/17/2011
Uranium	EPA 200.8	<0.0010	mg/L	0.0010	10/18/2011

Customer Sample ID: SRK 0864 wk:36 **Collect Date/Time:** 10/7/2011 09:00
WETLAB Sample ID: 1110123-016 **Receive Date:** 10/7/2011 16:05

PROFILE II

Parameter	Method	Results	Units	Reporting Limit	Date Analyzed
Anions	Calculation	2.51	meq/L	0.10	
Cations	Calculation	2.45	meq/L	0.10	
Error	Calculation	1.2	%	1.0	

Customer Sample ID: SRK 0866 wk:36 **Collect Date/Time:** 10/7/2011 09:00
WETLAB Sample ID: 1110123-017 **Receive Date:** 10/7/2011 16:05

PROFILE II

Parameter	Method	Results	Units	Reporting Limit	Date Analyzed
pH	SM 4500-H+ B	2.63	pH Units		10/7/2011
Acidity (Titrimetric)	SM 2310B	340	mg/L as CaCO3		10/7/2011
Chloride	EPA 300.0	<1.00	mg/L	1.00	10/8/2011
Fluoride	EPA 300.0	0.71	mg/L	0.20	10/21/2011
Sulfate	EPA 300.0	390	mg/L	2.0	10/21/2011
Nitrate Nitrogen	EPA 300.0	<1.0	mg/L	1.0	10/8/2011
Nitrite Nitrogen	EPA 300.0	<0.025	mg/L	0.025	10/8/2011
Total Dissolved Solids (TDS)	SM 2540C	460	mg/L	10	10/11/2011
Aluminum	EPA 200.7	11	mg/L	0.045	10/17/2011
Barium	EPA 200.7	<0.010	mg/L	0.010	10/17/2011
Beryllium	EPA 200.7	<0.0010	mg/L	0.0010	10/17/2011
Bismuth	EPA 200.7	<0.10	mg/L	0.10	10/17/2011
Boron	EPA 200.7	<0.10	mg/L	0.10	10/17/2011
Cadmium	EPA 200.7	0.0055	mg/L	0.0010	10/17/2011
Calcium	EPA 200.7	3.7	mg/L	0.50	10/17/2011
Chromium	EPA 200.7	0.024	mg/L	0.0050	10/17/2011
Cobalt	EPA 200.7	0.055	mg/L	0.010	10/17/2011
Copper	EPA 200.7	10	mg/L	0.050	10/17/2011
Gallium	EPA 200.7	<0.10	mg/L	0.10	10/17/2011
Iron	EPA 200.7	46	mg/L	0.010	10/17/2011
Lithium	EPA 200.7	<0.10	mg/L	0.10	10/17/2011
Magnesium	EPA 200.7	1.4	mg/L	0.50	10/17/2011
Manganese	EPA 200.7	0.18	mg/L	0.0050	10/17/2011
Molybdenum	EPA 200.7	<0.010	mg/L	0.010	10/17/2011
Nickel	EPA 200.7	<0.010	mg/L	0.010	10/17/2011
Phosphorus	EPA 200.7	<0.50	mg/L	0.50	10/17/2011
Potassium	EPA 200.7	<0.50	mg/L	0.50	10/17/2011
Scandium	EPA 200.7	<0.10	mg/L	0.10	10/17/2011
Silver	EPA 200.7	<0.0050	mg/L	0.0050	10/17/2011
Sodium	EPA 200.7	1.8	mg/L	0.50	10/17/2011
Strontium	EPA 200.7	<0.10	mg/L	0.10	10/17/2011
Tin	EPA 200.7	<0.10	mg/L	0.10	10/17/2011

Customer Sample ID: SRK 0866 wk:36 **Collect Date/Time:** 10/7/2011 09:00
WETLAB Sample ID: 1110123-017 **Receive Date:** 10/7/2011 16:05

PROFILE II

Parameter	Method	Results	Units	Reporting Limit	Date Analyzed
Titanium	EPA 200.7	<0.10	mg/L	0.10	10/17/2011
Vanadium	EPA 200.7	<0.010	mg/L	0.010	10/17/2011
Zinc	EPA 200.7	0.044	mg/L	0.010	10/17/2011
Mercury	EPA 200.8	<0.00010	mg/L	0.00010	10/17/2011
Antimony	EPA 200.8	<0.0025	mg/L	0.0025	10/17/2011
Arsenic	EPA 200.8	0.0052	mg/L	0.0050	10/17/2011
Lead	EPA 200.8	0.0075	mg/L	0.0025	10/17/2011
Selenium	EPA 200.8	<0.0050	mg/L	0.0050	10/17/2011
Thallium	EPA 200.8	<0.0010	mg/L	0.0010	10/17/2011
Uranium	EPA 200.8	0.017	mg/L	0.0010	10/18/2011
Anions	Calculation	8.16	meq/L	0.10	
Cations	Calculation	7.86	meq/L	0.10	
Error	Calculation	1.8	%	1.0	

Customer Sample ID: SRK 0867 wk:36 **Collect Date/Time:** 10/7/2011 09:00
WETLAB Sample ID: 1110123-018 **Receive Date:** 10/7/2011 16:05

PROFILE II

Parameter	Method	Results	Units	Reporting Limit	Date Analyzed
pH	SM 4500-H+ B	7.73	pH Units		10/7/2011
Bicarbonate (HCO3)	SM 2320B	35	mg/L	1.0	10/7/2011
Carbonate (CO3)	SM 2320B	<1.0	mg/L	1.0	10/7/2011
Hydroxide (OH)	SM 2320B	<1.0	mg/L	1.0	10/7/2011
Total Alkalinity	SM 2320B	29	mg/L as CaCO3	1.0	10/7/2011
Chloride	EPA 300.0	<1.00	mg/L	1.00	10/8/2011
Fluoride	EPA 300.0	0.28	mg/L	0.10	10/8/2011
Sulfate	EPA 300.0	2.3	mg/L	1.0	10/8/2011
Nitrate Nitrogen	EPA 300.0	<1.0	mg/L	1.0	10/8/2011
Nitrite Nitrogen	EPA 300.0	<0.025	mg/L	0.025	10/8/2011
Total Dissolved Solids (TDS)	SM 2540C	74 HT	mg/L	10	10/20/2011
Aluminum	EPA 200.7	<0.045	mg/L	0.045	10/17/2011
Barium	EPA 200.7	0.011	mg/L	0.010	10/17/2011
Beryllium	EPA 200.7	<0.0010	mg/L	0.0010	10/17/2011
Bismuth	EPA 200.7	<0.10	mg/L	0.10	10/17/2011
Boron	EPA 200.7	<0.10	mg/L	0.10	10/17/2011
Cadmium	EPA 200.7	<0.0010	mg/L	0.0010	10/17/2011
Calcium	EPA 200.7	9.4	mg/L	0.50	10/17/2011
Chromium	EPA 200.7	<0.0050	mg/L	0.0050	10/17/2011
Cobalt	EPA 200.7	<0.010	mg/L	0.010	10/17/2011
Copper	EPA 200.7	<0.050	mg/L	0.050	10/17/2011
Gallium	EPA 200.7	<0.10	mg/L	0.10	10/17/2011

Customer Sample ID: SRK 0867 wk:36 **Collect Date/Time:** 10/7/2011 09:00
WETLAB Sample ID: 1110123-018 **Receive Date:** 10/7/2011 16:05

PROFILE II

Parameter	Method	Results	Units	Reporting Limit	Date Analyzed
Iron	EPA 200.7	<0.010	mg/L	0.010	10/17/2011
Lithium	EPA 200.7	<0.10	mg/L	0.10	10/17/2011
Magnesium	EPA 200.7	1.4	mg/L	0.50	10/17/2011
Manganese	EPA 200.7	<0.0050	mg/L	0.0050	10/17/2011
Molybdenum	EPA 200.7	<0.010	mg/L	0.010	10/17/2011
Nickel	EPA 200.7	<0.010	mg/L	0.010	10/17/2011
Phosphorus	EPA 200.7	<0.50	mg/L	0.50	10/17/2011
Potassium	EPA 200.7	1.1	mg/L	0.50	10/17/2011
Scandium	EPA 200.7	<0.10	mg/L	0.10	10/17/2011
Silver	EPA 200.7	<0.0050	mg/L	0.0050	10/17/2011
Sodium	EPA 200.7	<0.50	mg/L	0.50	10/17/2011
Strontium	EPA 200.7	<0.10	mg/L	0.10	10/17/2011
Tin	EPA 200.7	<0.10	mg/L	0.10	10/17/2011
Titanium	EPA 200.7	<0.10	mg/L	0.10	10/17/2011
Vanadium	EPA 200.7	<0.010	mg/L	0.010	10/17/2011
Zinc	EPA 200.7	<0.010	mg/L	0.010	10/17/2011
Mercury	EPA 200.8	<0.00010	mg/L	0.00010	10/17/2011
Antimony	EPA 200.8	<0.0025	mg/L	0.0025	10/17/2011
Arsenic	EPA 200.8	<0.0050	mg/L	0.0050	10/17/2011
Lead	EPA 200.8	<0.0025	mg/L	0.0025	10/17/2011
Selenium	EPA 200.8	<0.0050	mg/L	0.0050	10/17/2011
Thallium	EPA 200.8	<0.0010	mg/L	0.0010	10/17/2011
Uranium	EPA 200.8	<0.0010	mg/L	0.0010	10/18/2011
Anions	Calculation	0.64	meq/L	0.10	
Cations	Calculation	0.61	meq/L	0.10	
Error	Calculation	1.9	%	1.0	

Customer Sample ID: SRK 0872 wk:36 **Collect Date/Time:** 10/7/2011 09:00
WETLAB Sample ID: 1110123-019 **Receive Date:** 10/7/2011 16:05

PROFILE II

Parameter	Method	Results	Units	Reporting Limit	Date Analyzed
pH	SM 4500-H+ B	6.42	pH Units		10/7/2011
Bicarbonate (HCO3)	SM 2320B	2.5	mg/L	1.0	10/7/2011
Carbonate (CO3)	SM 2320B	<1.0	mg/L	1.0	10/7/2011
Hydroxide (OH)	SM 2320B	<1.0	mg/L	1.0	10/7/2011
Total Alkalinity	SM 2320B	2.0	mg/L as CaCO3	1.0	10/7/2011
Chloride	EPA 300.0	<1.00	mg/L	1.00	10/8/2011
Fluoride	EPA 300.0	0.99	mg/L	0.10	10/8/2011
Sulfate	EPA 300.0	10	mg/L	1.0	10/8/2011
Nitrate Nitrogen	EPA 300.0	<1.0	mg/L	1.0	10/8/2011

Customer Sample ID: SRK 0872 wk:36 **Collect Date/Time:** 10/7/2011 09:00

WETLAB Sample ID: 1110123-019 **Receive Date:** 10/7/2011 16:05

PROFILE II

Parameter	Method	Results	Units	Reporting Limit	Date Analyzed
Nitrite Nitrogen	EPA 300.0	<0.025	mg/L	0.025	10/8/2011
Total Dissolved Solids (TDS)	SM 2540C	15	mg/L	10	10/11/2011
Aluminum	EPA 200.7	0.078	mg/L	0.045	10/18/2011
Barium	EPA 200.7	<0.010	mg/L	0.010	10/18/2011
Beryllium	EPA 200.7	<0.0010	mg/L	0.0010	10/18/2011
Bismuth	EPA 200.7	<0.10	mg/L	0.10	10/18/2011
Boron	EPA 200.7	<0.10	mg/L	0.10	10/18/2011
Cadmium	EPA 200.7	<0.0010	mg/L	0.0010	10/18/2011
Calcium	EPA 200.7	4.4	mg/L	0.50	10/18/2011
Chromium	EPA 200.7	<0.0050	mg/L	0.0050	10/18/2011
Cobalt	EPA 200.7	<0.010	mg/L	0.010	10/18/2011
Copper	EPA 200.7	<0.050	mg/L	0.050	10/18/2011
Gallium	EPA 200.7	<0.10	mg/L	0.10	10/18/2011
Iron	EPA 200.7	<0.010	mg/L	0.010	10/18/2011
Lithium	EPA 200.7	<0.10	mg/L	0.10	10/18/2011
Magnesium	EPA 200.7	<0.50	mg/L	0.50	10/18/2011
Manganese	EPA 200.7	0.0051	mg/L	0.0050	10/18/2011
Molybdenum	EPA 200.7	<0.010	mg/L	0.010	10/18/2011
Nickel	EPA 200.7	<0.010	mg/L	0.010	10/18/2011
Phosphorus	EPA 200.7	<0.50	mg/L	0.50	10/18/2011
Potassium	EPA 200.7	2.2	mg/L	0.50	10/18/2011
Scandium	EPA 200.7	<0.10	mg/L	0.10	10/18/2011
Silver	EPA 200.7	<0.0050	mg/L	0.0050	10/18/2011
Sodium	EPA 200.7	0.56	mg/L	0.50	10/18/2011
Strontium	EPA 200.7	<0.10	mg/L	0.10	10/18/2011
Tin	EPA 200.7	<0.10	mg/L	0.10	10/18/2011
Titanium	EPA 200.7	<0.10	mg/L	0.10	10/18/2011
Vanadium	EPA 200.7	<0.010	mg/L	0.010	10/18/2011
Zinc	EPA 200.7	<0.010	mg/L	0.010	10/18/2011
Mercury	EPA 200.8	<0.00010	mg/L	0.00010	10/17/2011
Antimony	EPA 200.8	<0.0025	mg/L	0.0025	10/17/2011
Arsenic	EPA 200.8	<0.0050	mg/L	0.0050	10/17/2011
Lead	EPA 200.8	<0.0025	mg/L	0.0025	10/17/2011
Selenium	EPA 200.8	<0.0050	mg/L	0.0050	10/17/2011
Thallium	EPA 200.8	<0.0010	mg/L	0.0010	10/17/2011
Uranium	EPA 200.8	<0.010	mg/L	0.010	10/17/2011
Anions	Calculation	0.30	meq/L	0.10	
Cations	Calculation	0.31	meq/L	0.10	
Error	Calculation	1.3	%	1.0	

Customer Sample ID: 604 562 wk:36 **Collect Date/Time:** 10/7/2011 09:00

WETLAB Sample ID: 1110123-020 **Receive Date:** 10/7/2011 16:05

PROFILE II

Parameter	Method	Results	Units	Reporting Limit	Date Analyzed
pH	SM 4500-H+ B	7.26	pH Units		10/7/2011
Bicarbonate (HCO3)	SM 2320B	25	mg/L	1.0	10/7/2011
Carbonate (CO3)	SM 2320B	<1.0	mg/L	1.0	10/7/2011
Hydroxide (OH)	SM 2320B	<1.0	mg/L	1.0	10/7/2011
Total Alkalinity	SM 2320B	20	mg/L as CaCO3	1.0	10/7/2011
Chloride	EPA 300.0	<1.00	mg/L	1.00	10/8/2011
Fluoride	EPA 300.0	0.56	mg/L	0.10	10/8/2011
Sulfate	EPA 300.0	23	mg/L	1.0	10/8/2011
Nitrate Nitrogen	EPA 300.0	<1.0	mg/L	1.0	10/8/2011
Nitrite Nitrogen	EPA 300.0	<0.025	mg/L	0.025	10/8/2011
Total Dissolved Solids (TDS)	SM 2540C	59	mg/L	10	10/11/2011
Aluminum	EPA 200.7	<0.045	mg/L	0.045	10/18/2011
Barium	EPA 200.7	0.013	mg/L	0.010	10/18/2011
Beryllium	EPA 200.7	<0.0010	mg/L	0.0010	10/18/2011
Bismuth	EPA 200.7	<0.10	mg/L	0.10	10/18/2011
Boron	EPA 200.7	<0.10	mg/L	0.10	10/18/2011
Cadmium	EPA 200.7	<0.0010	mg/L	0.0010	10/18/2011
Calcium	EPA 200.7	14	mg/L	0.50	10/18/2011
Chromium	EPA 200.7	<0.0050	mg/L	0.0050	10/18/2011
Cobalt	EPA 200.7	<0.010	mg/L	0.010	10/18/2011
Copper	EPA 200.7	<0.050	mg/L	0.050	10/18/2011
Gallium	EPA 200.7	<0.10	mg/L	0.10	10/18/2011
Iron	EPA 200.7	<0.010	mg/L	0.010	10/18/2011
Lithium	EPA 200.7	<0.10	mg/L	0.10	10/18/2011
Magnesium	EPA 200.7	1.2	mg/L	0.50	10/18/2011
Manganese	EPA 200.7	0.010	mg/L	0.0050	10/18/2011
Molybdenum	EPA 200.7	0.013	mg/L	0.010	10/18/2011
Nickel	EPA 200.7	<0.010	mg/L	0.010	10/18/2011
Phosphorus	EPA 200.7	<0.50	mg/L	0.50	10/18/2011
Potassium	EPA 200.7	<2.5	mg/L	2.5	10/18/2011
Scandium	EPA 200.7	<0.10	mg/L	0.10	10/18/2011
Silver	EPA 200.7	<0.0050	mg/L	0.0050	10/18/2011
Sodium	EPA 200.7	<0.50	mg/L	0.50	10/18/2011
Strontium	EPA 200.7	<0.10	mg/L	0.10	10/18/2011
Tin	EPA 200.7	<0.10	mg/L	0.10	10/18/2011
Titanium	EPA 200.7	<0.10	mg/L	0.10	10/18/2011
Vanadium	EPA 200.7	<0.010	mg/L	0.010	10/18/2011
Zinc	EPA 200.7	<0.010	mg/L	0.010	10/18/2011
Mercury	EPA 200.8	<0.00010	mg/L	0.00010	10/17/2011
Antimony	EPA 200.8	0.0076	mg/L	0.0025	10/17/2011
Arsenic	EPA 200.8	<0.0050	mg/L	0.0050	10/17/2011

Customer Sample ID: 604 562 wk:36 **Collect Date/Time:** 10/7/2011 09:00
WETLAB Sample ID: 1110123-020 **Receive Date:** 10/7/2011 16:05

PROFILE II

Parameter	Method	Results	Units	Reporting Limit	Date Analyzed
Lead	EPA 200.8	<0.0025	mg/L	0.0025	10/17/2011
Selenium	EPA 200.8	<0.0050	mg/L	0.0050	10/17/2011
Thallium	EPA 200.8	<0.0010	mg/L	0.0010	10/17/2011
Uranium	EPA 200.8	<0.010	mg/L	0.010	10/17/2011
Anions	Calculation	0.92	meq/L	0.10	
Cations	Calculation	0.80	meq/L	0.10	
Error	Calculation	7.0	%	1.0	

Customer Sample ID: 604 562 wk:36 **Collect Date/Time:** 10/7/2011 09:00
WETLAB Sample ID: 1110123-021 **Receive Date:** 10/7/2011 16:05

PROFILE II

Parameter	Method	Results	Units	Reporting Limit	Date Analyzed
pH	SM 4500-H+ B	7.19	pH Units		10/7/2011
Bicarbonate (HCO3)	SM 2320B	20	mg/L	1.0	10/7/2011
Carbonate (CO3)	SM 2320B	<1.0	mg/L	1.0	10/7/2011
Hydroxide (OH)	SM 2320B	<1.0	mg/L	1.0	10/7/2011
Total Alkalinity	SM 2320B	16	mg/L as CaCO3	1.0	10/7/2011
Chloride	EPA 300.0	<1.00	mg/L	1.00	10/8/2011
Fluoride	EPA 300.0	0.29	mg/L	0.10	10/8/2011
Sulfate	EPA 300.0	67	mg/L	1.0	10/8/2011
Nitrate Nitrogen	EPA 300.0	<1.0	mg/L	1.0	10/8/2011
Nitrite Nitrogen	EPA 300.0	<0.025	mg/L	0.025	10/8/2011
Total Dissolved Solids (TDS)	SM 2540C	130 Q	mg/L	10	10/11/2011
Aluminum	EPA 200.7	<0.045	mg/L	0.045	10/18/2011
Barium	EPA 200.7	0.019	mg/L	0.010	10/18/2011
Beryllium	EPA 200.7	<0.0010	mg/L	0.0010	10/18/2011
Bismuth	EPA 200.7	<0.10	mg/L	0.10	10/18/2011
Boron	EPA 200.7	<0.10	mg/L	0.10	10/18/2011
Cadmium	EPA 200.7	<0.0010	mg/L	0.0010	10/18/2011
Calcium	EPA 200.7	32	mg/L	0.50	10/18/2011
Chromium	EPA 200.7	<0.0050	mg/L	0.0050	10/18/2011
Cobalt	EPA 200.7	<0.010	mg/L	0.010	10/18/2011
Copper	EPA 200.7	<0.050	mg/L	0.050	10/18/2011
Gallium	EPA 200.7	<0.10	mg/L	0.10	10/18/2011
Iron	EPA 200.7	<0.010	mg/L	0.010	10/18/2011
Lithium	EPA 200.7	<0.10	mg/L	0.10	10/18/2011
Magnesium	EPA 200.7	0.94	mg/L	0.50	10/18/2011
Manganese	EPA 200.7	<0.0050	mg/L	0.0050	10/18/2011
Molybdenum	EPA 200.7	0.33	mg/L	0.010	10/18/2011
Nickel	EPA 200.7	<0.010	mg/L	0.010	10/18/2011

Customer Sample ID: 604 562 wk:36 **Collect Date/Time:** 10/7/2011 09:00

WETLAB Sample ID: 1110123-021 **Receive Date:** 10/7/2011 16:05

PROFILE II

Parameter	Method	Results	Units	Reporting Limit	Date Analyzed
Phosphorus	EPA 200.7	<0.50	mg/L	0.50	10/18/2011
Potassium	EPA 200.7	<0.50	mg/L	0.50	10/18/2011
Scandium	EPA 200.7	<0.10	mg/L	0.10	10/18/2011
Silver	EPA 200.7	<0.0050	mg/L	0.0050	10/18/2011
Sodium	EPA 200.7	<0.50	mg/L	0.50	10/18/2011
Strontium	EPA 200.7	<0.10	mg/L	0.10	10/18/2011
Tin	EPA 200.7	<0.10	mg/L	0.10	10/18/2011
Titanium	EPA 200.7	<0.10	mg/L	0.10	10/18/2011
Vanadium	EPA 200.7	<0.010	mg/L	0.010	10/18/2011
Zinc	EPA 200.7	<0.010	mg/L	0.010	10/18/2011
Mercury	EPA 200.8	<0.00010	mg/L	0.00010	10/17/2011
Antimony	EPA 200.8	<0.0025	mg/L	0.0025	10/17/2011
Arsenic	EPA 200.8	<0.0050	mg/L	0.0050	10/17/2011
Lead	EPA 200.8	<0.0025	mg/L	0.0025	10/17/2011
Selenium	EPA 200.8	<0.0050	mg/L	0.0050	10/17/2011
Thallium	EPA 200.8	<0.0010	mg/L	0.0010	10/17/2011
Uranium	EPA 200.8	<0.010	mg/L	0.010	10/17/2011
Anions	Calculation	1.74	meq/L	0.10	
Cations	Calculation	1.67	meq/L	0.10	
Error	Calculation	1.9	%	1.0	

Western Environmental Testing Laboratory
QC Report

QCBatchID	QCType	Parameter	Method	Result	Units
QC11100258	Blank 1	Fluoride	EPA 300.0	<0.10	mg/L
QC11100258	Blank 2	Fluoride	EPA 300.0	<0.10	mg/L
QC11100258	Blank 3	Fluoride	EPA 300.0	<0.10	mg/L
QC11100259	Blank 1	Fluoride	EPA 300.0	<0.10	mg/L
QC11100259	Blank 2	Fluoride	EPA 300.0	<0.10	mg/L
QC11100259	Blank 3	Fluoride	EPA 300.0	<0.10	mg/L
QC11100260	Blank 1	Chloride	EPA 300.0	<1.0	mg/L
QC11100260	Blank 2	Chloride	EPA 300.0	<1.0	mg/L
QC11100260	Blank 3	Chloride	EPA 300.0	<1.0	mg/L
QC11100261	Blank 1	Chloride	EPA 300.0	<1.0	mg/L
QC11100261	Blank 2	Chloride	EPA 300.0	<1.0	mg/L
QC11100261	Blank 3	Chloride	EPA 300.0	<1.0	mg/L
QC11100262	Blank 1	Nitrite Nitrogen	EPA 300.0	<0.025	mg/L
QC11100262	Blank 2	Nitrite Nitrogen	EPA 300.0	<0.025	mg/L
QC11100262	Blank 3	Nitrite Nitrogen	EPA 300.0	<0.025	mg/L
QC11100263	Blank 1	Nitrite Nitrogen	EPA 300.0	<0.025	mg/L
QC11100263	Blank 2	Nitrite Nitrogen	EPA 300.0	<0.025	mg/L
QC11100263	Blank 3	Nitrite Nitrogen	EPA 300.0	<0.025	mg/L
QC11100264	Blank 1	Nitrate Nitrogen	EPA 300.0	<1.0	mg/L
QC11100264	Blank 2	Nitrate Nitrogen	EPA 300.0	<1.0	mg/L
QC11100264	Blank 3	Nitrate Nitrogen	EPA 300.0	<1.0	mg/L
QC11100265	Blank 1	Nitrate Nitrogen	EPA 300.0	<1.0	mg/L
QC11100265	Blank 2	Nitrate Nitrogen	EPA 300.0	<1.0	mg/L
QC11100265	Blank 3	Nitrate Nitrogen	EPA 300.0	<1.0	mg/L
QC11100266	Blank 1	Sulfate	EPA 300.0	<1.0	mg/L
QC11100266	Blank 2	Sulfate	EPA 300.0	<1.0	mg/L
QC11100266	Blank 3	Sulfate	EPA 300.0	<1.0	mg/L
QC11100267	Blank 1	Sulfate	EPA 300.0	<1.0	mg/L
QC11100267	Blank 2	Sulfate	EPA 300.0	<1.0	mg/L
QC11100267	Blank 3	Sulfate	EPA 300.0	<1.0	mg/L
QC11100414	Blank 1	Total Dissolved Solids (TDS)	SM 2540C	<10	mg/L
QC11100414	Blank 2	Total Dissolved Solids (TDS)	SM 2540C	<10	mg/L
QC11100414	Blank 3	Total Dissolved Solids (TDS)	SM 2540C	<10	mg/L
QC11100532	Blank 1	Aluminum, Dissolved	EPA 200.7	<0.045	mg/L
		Barium, Dissolved	EPA 200.7	<0.010	mg/L
		Beryllium, Dissolved	EPA 200.7	<0.0010	mg/L
		Bismuth, Dissolved	EPA 200.7	<0.10	mg/L
		Boron, Dissolved	EPA 200.7	<0.10	mg/L
		Cadmium, Dissolved	EPA 200.7	<0.0010	mg/L
		Calcium, Dissolved	EPA 200.7	<0.50	mg/L
		Chromium, Dissolved	EPA 200.7	<0.0050	mg/L
		Cobalt, Dissolved	EPA 200.7	<0.010	mg/L
		Copper, Dissolved	EPA 200.7	<0.050	mg/L
		Gallium, Dissolved	EPA 200.7	<0.10	mg/L
		Iron, Dissolved	EPA 200.7	<0.010	mg/L
		Lithium, Dissolved	EPA 200.7	<0.10	mg/L
		Magnesium, Dissolved	EPA 200.7	<0.50	mg/L
		Manganese, Dissolved	EPA 200.7	<0.0050	mg/L
		Molybdenum, Dissolved	EPA 200.7	<0.010	mg/L
		Nickel, Dissolved	EPA 200.7	<0.010	mg/L

QCBatchID	QCType	Parameter	Method	Result	Units
		Phosphorus, Dissolved	EPA 200.7	<0.50	mg/L
		Potassium, Dissolved	EPA 200.7	<0.50	mg/L
		Scandium, Dissolved	EPA 200.7	<0.10	mg/L
		Silver, Dissolved	EPA 200.7	<0.0050	mg/L
		Sodium, Dissolved	EPA 200.7	<0.50	mg/L
		Strontium, Dissolved	EPA 200.7	<0.10	mg/L
		Tin, Dissolved	EPA 200.7	<0.10	mg/L
		Titanium, Dissolved	EPA 200.7	<0.10	mg/L
		Vanadium, Dissolved	EPA 200.7	<0.010	mg/L
		Zinc, Dissolved	EPA 200.7	<0.010	mg/L
QC11100533	Blank 1	Aluminum, Dissolved	EPA 200.7	<0.045	mg/L
		Barium, Dissolved	EPA 200.7	<0.010	mg/L
		Beryllium, Dissolved	EPA 200.7	<0.0010	mg/L
		Bismuth, Dissolved	EPA 200.7	<0.10	mg/L
		Boron, Dissolved	EPA 200.7	<0.10	mg/L
		Cadmium, Dissolved	EPA 200.7	<0.0010	mg/L
		Calcium, Dissolved	EPA 200.7	<0.50	mg/L
		Chromium, Dissolved	EPA 200.7	<0.0050	mg/L
		Cobalt, Dissolved	EPA 200.7	<0.010	mg/L
		Copper, Dissolved	EPA 200.7	<0.050	mg/L
		Gallium, Dissolved	EPA 200.7	<0.10	mg/L
		Iron, Dissolved	EPA 200.7	<0.010	mg/L
		Lithium, Dissolved	EPA 200.7	<0.10	mg/L
		Magnesium, Dissolved	EPA 200.7	<0.50	mg/L
		Manganese, Dissolved	EPA 200.7	<0.0050	mg/L
		Molybdenum, Dissolved	EPA 200.7	<0.010	mg/L
		Nickel, Dissolved	EPA 200.7	<0.010	mg/L
		Phosphorus, Dissolved	EPA 200.7	<0.50	mg/L
		Potassium, Dissolved	EPA 200.7	<0.50	mg/L
		Scandium, Dissolved	EPA 200.7	<0.10	mg/L
		Silver, Dissolved	EPA 200.7	<0.0050	mg/L
		Sodium, Dissolved	EPA 200.7	<0.50	mg/L
		Strontium, Dissolved	EPA 200.7	<0.10	mg/L
		Tin, Dissolved	EPA 200.7	<0.10	mg/L
		Titanium, Dissolved	EPA 200.7	<0.10	mg/L
		Vanadium, Dissolved	EPA 200.7	<0.010	mg/L
		Zinc, Dissolved	EPA 200.7	<0.010	mg/L
QC11100547	Blank 1	Uranium, Dissolved	EPA 200.8	<0.010	mg/L
		Mercury, Dissolved	EPA 200.8	<0.00010	mg/L
		Antimony, Dissolved	EPA 200.8	<0.0025	mg/L
		Arsenic, Dissolved	EPA 200.8	<0.0050	mg/L
		Lead, Dissolved	EPA 200.8	<0.0025	mg/L
		Selenium, Dissolved	EPA 200.8	<0.0050	mg/L
		Thallium, Dissolved	EPA 200.8	<0.0010	mg/L
QC11100548	Blank 1	Uranium, Dissolved	EPA 200.8	<0.010	mg/L
		Mercury, Dissolved	EPA 200.8	<0.00010	mg/L
		Antimony, Dissolved	EPA 200.8	<0.0025	mg/L
		Arsenic, Dissolved	EPA 200.8	<0.0050	mg/L
		Lead, Dissolved	EPA 200.8	<0.0025	mg/L
		Selenium, Dissolved	EPA 200.8	<0.0050	mg/L
		Thallium, Dissolved	EPA 200.8	<0.0010	mg/L
QC11100578	Blank 1	Aluminum, Dissolved	EPA 200.7	<0.045	mg/L
		Barium, Dissolved	EPA 200.7	<0.010	mg/L
		Beryllium, Dissolved	EPA 200.7	<0.0010	mg/L
		Bismuth, Dissolved	EPA 200.7	<0.10	mg/L
		Boron, Dissolved	EPA 200.7	<0.10	mg/L

QCBatchID	QCType	Parameter	Method	Result	Units
		Cadmium, Dissolved	EPA 200.7	<0.0010	mg/L
		Calcium, Dissolved	EPA 200.7	<0.50	mg/L
		Chromium, Dissolved	EPA 200.7	<0.0050	mg/L
		Cobalt, Dissolved	EPA 200.7	<0.010	mg/L
		Copper, Dissolved	EPA 200.7	<0.050	mg/L
		Gallium, Dissolved	EPA 200.7	<0.10	mg/L
		Iron, Dissolved	EPA 200.7	<0.010	mg/L
		Lithium, Dissolved	EPA 200.7	<0.10	mg/L
		Magnesium, Dissolved	EPA 200.7	<0.50	mg/L
		Manganese, Dissolved	EPA 200.7	<0.0050	mg/L
		Molybdenum, Dissolved	EPA 200.7	<0.010	mg/L
		Nickel, Dissolved	EPA 200.7	<0.010	mg/L
		Phosphorus, Dissolved	EPA 200.7	<0.50	mg/L
		Potassium, Dissolved	EPA 200.7	<0.50	mg/L
		Scandium, Dissolved	EPA 200.7	<0.10	mg/L
		Silver, Dissolved	EPA 200.7	<0.0050	mg/L
		Sodium, Dissolved	EPA 200.7	<0.50	mg/L
		Strontium, Dissolved	EPA 200.7	<0.10	mg/L
		Tin, Dissolved	EPA 200.7	<0.10	mg/L
		Titanium, Dissolved	EPA 200.7	<0.10	mg/L
		Vanadium, Dissolved	EPA 200.7	<0.010	mg/L
		Zinc, Dissolved	EPA 200.7	<0.010	mg/L

QCBatchID	QCType	Parameter	Method	Result	Actual	% Recovery	Units
QC11100255	LCS 1	pH	SM 4500-H+ B	7.01	7.00	100	pH Units
QC11100255	LCS 2	pH	SM 4500-H+ B	7.00	7.00	100	pH Units
QC11100255	LCS 3	pH	SM 4500-H+ B	7.00	7.00	100	pH Units
QC11100257	LCS 1	Alkalinity	SM 2320B	94.0	100	94	mg/L
QC11100257	LCS 2	Alkalinity	SM 2320B	94.5	100	94	mg/L
QC11100257	LCS 3	Alkalinity	SM 2320B	94.3	100	94	mg/L
QC11100258	LCS 1	Fluoride	EPA 300.0	2.08	2.00	104	mg/L
QC11100259	LCS 1	Fluoride	EPA 300.0	2.08	2.00	104	mg/L
QC11100260	LCS 1	Chloride	EPA 300.0	10.2	10.0	102	mg/L
QC11100261	LCS 1	Chloride	EPA 300.0	10.2	10.0	102	mg/L
QC11100262	LCS 1	Nitrite Nitrogen	EPA 300.0	0.506	0.500	101	mg/L
QC11100263	LCS 1	Nitrite Nitrogen	EPA 300.0	0.506	0.500	101	mg/L
QC11100264	LCS 1	Nitrate Nitrogen	EPA 300.0	2.02	2.00	101	mg/L
QC11100265	LCS 1	Nitrate Nitrogen	EPA 300.0	2.02	2.00	101	mg/L
QC11100266	LCS 1	Sulfate	EPA 300.0	25.1	25.0	100	mg/L
QC11100267	LCS 1	Sulfate	EPA 300.0	25.1	25.0	100	mg/L
QC11100414	LCS 1	Total Dissolved Solids (TDS)	SM 2540C	141	150	94	mg/L
QC11100414	LCS 2	Total Dissolved Solids (TDS)	SM 2540C	155	150	103	mg/L
QC11100414	LCS 3	Total Dissolved Solids (TDS)	SM 2540C	136	150	91	mg/L
QC11100532	LCS 1	Aluminum	EPA 200.7	0.984	1.00	98	mg/L
		Barium	EPA 200.7	0.972	1.00	97	mg/L
		Beryllium	EPA 200.7	0.973	1.00	97	mg/L
		Bismuth	EPA 200.7	0.995	1.00	100	mg/L
		Boron	EPA 200.7	0.933	1.00	93	mg/L
		Cadmium	EPA 200.7	0.986	1.00	99	mg/L
		Calcium	EPA 200.7	9.81	10.0	98	mg/L
		Chromium	EPA 200.7	0.962	1.00	96	mg/L
		Cobalt	EPA 200.7	0.974	1.00	97	mg/L
		Copper	EPA 200.7	4.75	5.00	95	mg/L
		Gallium	EPA 200.7	0.978	1.00	98	mg/L
		Iron	EPA 200.7	0.969	1.00	97	mg/L
		Lithium	EPA 200.7	0.955	1.00	96	mg/L

QCBatchID	QCType	Parameter	Method	Result	Actual	% Recovery	Units
		Magnesium	EPA 200.7	9.71	10.0	97	mg/L
		Manganese	EPA 200.7	0.965	1.00	96	mg/L
		Molybdenum	EPA 200.7	0.969	1.00	97	mg/L
		Nickel	EPA 200.7	4.90	5.00	98	mg/L
		Phosphorus	EPA 200.7	4.90	5.00	98	mg/L
		Potassium	EPA 200.7	9.94	10.0	99	mg/L
		Scandium	EPA 200.7	0.967	1.00	97	mg/L
		Silver	EPA 200.7	0.087	0.090	96	mg/L
		Sodium	EPA 200.7	9.57	10.0	96	mg/L
		Strontium	EPA 200.7	0.965	1.00	96	mg/L
		Tin	EPA 200.7	0.943	1.00	94	mg/L
		Titanium	EPA 200.7	0.971	1.00	97	mg/L
		Vanadium	EPA 200.7	0.969	1.00	97	mg/L
		Zinc	EPA 200.7	1.00	1.00	100	mg/L
QC11100533	LCS 1	Aluminum	EPA 200.7	0.946	1.00	95	mg/L
		Barium	EPA 200.7	0.951	1.00	95	mg/L
		Beryllium	EPA 200.7	0.974	1.00	97	mg/L
		Bismuth	EPA 200.7	0.963	1.00	96	mg/L
		Boron	EPA 200.7	0.938	1.00	94	mg/L
		Cadmium	EPA 200.7	0.962	1.00	96	mg/L
		Calcium	EPA 200.7	9.81	10.0	98	mg/L
		Chromium	EPA 200.7	0.946	1.00	95	mg/L
		Cobalt	EPA 200.7	0.963	1.00	96	mg/L
		Copper	EPA 200.7	4.76	5.00	95	mg/L
		Gallium	EPA 200.7	0.964	1.00	96	mg/L
		Iron	EPA 200.7	0.981	1.00	98	mg/L
		Lithium	EPA 200.7	0.985	1.00	98	mg/L
		Magnesium	EPA 200.7	9.66	10.0	97	mg/L
		Manganese	EPA 200.7	0.948	1.00	95	mg/L
		Molybdenum	EPA 200.7	0.950	1.00	95	mg/L
		Nickel	EPA 200.7	4.79	5.00	96	mg/L
		Phosphorus	EPA 200.7	4.68	5.00	94	mg/L
		Potassium	EPA 200.7	9.68	10.0	97	mg/L
		Scandium	EPA 200.7	0.966	1.00	97	mg/L
		Silver	EPA 200.7	0.085	0.090	94	mg/L
		Sodium	EPA 200.7	9.83	10.0	98	mg/L
		Strontium	EPA 200.7	0.991	1.00	99	mg/L
		Tin	EPA 200.7	0.922	1.00	92	mg/L
		Titanium	EPA 200.7	0.986	1.00	99	mg/L
		Vanadium	EPA 200.7	0.954	1.00	95	mg/L
		Zinc	EPA 200.7	0.964	1.00	96	mg/L
QC11100547	LCS 1	Mercury	EPA 200.8	0.001056	0.001	106	mg/L
		Antimony	EPA 200.8	0.0098	0.010	98	mg/L
		Arsenic	EPA 200.8	0.0477	0.050	95	mg/L
		Lead	EPA 200.8	0.0099	0.010	99	mg/L
		Selenium	EPA 200.8	0.0461	0.050	92	mg/L
		Thallium	EPA 200.8	0.0097	0.010	97	mg/L
		Uranium	EPA 200.8	0.0098	0.010	98	mg/L
QC11100548	LCS 1	Mercury	EPA 200.8	0.000916	0.001	92	mg/L
		Antimony	EPA 200.8	0.0094	0.010	94	mg/L
		Arsenic	EPA 200.8	0.0477	0.050	96	mg/L
		Lead	EPA 200.8	0.0095	0.010	95	mg/L
		Selenium	EPA 200.8	0.0467	0.050	93	mg/L
		Thallium	EPA 200.8	0.0092	0.010	92	mg/L
		Uranium	EPA 200.8	0.0092	0.010	92	mg/L
QC11100578	LCS 1	Aluminum	EPA 200.7	0.980	1.00	98	mg/L

QCBatchID	QCType	Parameter	Method	Result	Actual	% Recovery	Units
		Barium	EPA 200.7	0.975	1.00	98	mg/L
		Beryllium	EPA 200.7	0.970	1.00	97	mg/L
		Bismuth	EPA 200.7	0.997	1.00	100	mg/L
		Boron	EPA 200.7	0.951	1.00	95	mg/L
		Cadmium	EPA 200.7	0.993	1.00	99	mg/L
		Calcium	EPA 200.7	9.89	10.0	99	mg/L
		Chromium	EPA 200.7	0.967	1.00	97	mg/L
		Cobalt	EPA 200.7	0.999	1.00	100	mg/L
		Copper	EPA 200.7	4.72	5.00	94	mg/L
		Gallium	EPA 200.7	0.965	1.00	96	mg/L
		Iron	EPA 200.7	0.942	1.00	94	mg/L
		Lithium	EPA 200.7	0.961	1.00	96	mg/L
		Magnesium	EPA 200.7	9.61	10.0	96	mg/L
		Manganese	EPA 200.7	0.972	1.00	97	mg/L
		Molybdenum	EPA 200.7	0.978	1.00	98	mg/L
		Nickel	EPA 200.7	4.94	5.00	99	mg/L
		Phosphorus	EPA 200.7	4.96	5.00	99	mg/L
		Potassium	EPA 200.7	10.0	10.0	100	mg/L
		Scandium	EPA 200.7	0.959	1.00	96	mg/L
		Silver	EPA 200.7	0.085	0.090	94	mg/L
		Sodium	EPA 200.7	9.73	10.0	97	mg/L
		Strontium	EPA 200.7	0.979	1.00	98	mg/L
		Tin	EPA 200.7	0.968	1.00	97	mg/L
		Titanium	EPA 200.7	0.946	1.00	95	mg/L
		Vanadium	EPA 200.7	0.966	1.00	97	mg/L
		Zinc	EPA 200.7	1.01	1.00	101	mg/L

QCBatchID	QCType	Parameter	Method	Duplicate Sample	Sample Result	Duplicate Result	Units	RPD
QC11100255	Duplicate	pH	SM 4500-H+ B	1110104-001	8.20	8.17	pH Units	<1%
QC11100255	Duplicate	pH	SM 4500-H+ B	1110108-001	8.76	8.82	pH Units	1 %
QC11100255	Duplicate	pH	SM 4500-H+ B	1110111-006	7.03	7.01	pH Units	<1%
QC11100255	Duplicate	pH	SM 4500-H+ B	1110118-005	7.79	7.80	pH Units	<1%
QC11100255	Duplicate	pH	SM 4500-H+ B	1110122-001	7.89	7.95	pH Units	1 %
QC11100255	Duplicate	pH	SM 4500-H+ B	1110123-018	7.73	7.73	pH Units	<1%
QC11100257	Duplicate	Bicarbonate (HCO3)	SM 2320B	1110104-001	247	248	mg/L	<1%
		Carbonate (CO3)	SM 2320B	1110104-001	<1.000	<1.000	mg/L	<1%
		Hydroxide (OH)	SM 2320B	1110104-001	<1.000	<1.000	mg/L	<1%
		Total Alkalinity	SM 2320B	1110104-001	203	203	mg/L as CaCO3	<1%
QC11100257	Duplicate	Bicarbonate (HCO3)	SM 2320B	1110108-001	31.0	27.8	mg/L	11 %
		Carbonate (CO3)	SM 2320B	1110108-001	9.04	10.2	mg/L	12 %
		Hydroxide (OH)	SM 2320B	1110108-001	<1.000	<1.000	mg/L	<1%
		Total Alkalinity	SM 2320B	1110108-001	40.5	39.7	mg/L as CaCO3	2 %
QC11100257	Duplicate	Bicarbonate (HCO3)	SM 2320B	1110111-006	396	396	mg/L	<1%
		Carbonate (CO3)	SM 2320B	1110111-006	<1.000	<1.000	mg/L	<1%
		Hydroxide (OH)	SM 2320B	1110111-006	<1.000	<1.000	mg/L	<1%
		Total Alkalinity	SM 2320B	1110111-006	325	325	mg/L as CaCO3	<1%
QC11100257	Duplicate	Bicarbonate (HCO3)	SM 2320B	1110118-005	168	166	mg/L	1 %
		Carbonate (CO3)	SM 2320B	1110118-005	<1.000	<1.000	mg/L	<1%
		Hydroxide (OH)	SM 2320B	1110118-005	<1.000	<1.000	mg/L	<1%

QCBatchID	QCType	Parameter	Method	Duplicate Sample	Sample Result	Duplicate Result		Units	RPD
		Total Alkalinity	SM 2320B	1110118-005	137	136		mg/L as CaCO3	1 %
QC11100257	Duplicate	Bicarbonate (HCO3)	SM 2320B	1110122-001	120	120		mg/L	<1%
		Carbonate (CO3)	SM 2320B	1110122-001	<1.000	<1.000		mg/L	<1%
		Hydroxide (OH)	SM 2320B	1110122-001	<1.000	<1.000		mg/L	<1%
		Total Alkalinity	SM 2320B	1110122-001	98.4	98.8		mg/L as CaCO3	<1%
QC11100257	Duplicate	Bicarbonate (HCO3)	SM 2320B	1110123-018	35.1	35.7		mg/L	2 %
		Carbonate (CO3)	SM 2320B	1110123-018	<1.000	<1.000		mg/L	<1%
		Hydroxide (OH)	SM 2320B	1110123-018	<1.000	<1.000		mg/L	<1%
		Total Alkalinity	SM 2320B	1110123-018	28.8	29.3		mg/L as CaCO3	2 %
QC11100414	Duplicate	Total Dissolved Solids (TDS)	SM 2540C	1110123-001	112	124	Q	mg/L	10 %
QC11100414	Duplicate	Total Dissolved Solids (TDS)	SM 2540C	1110123-010	126	54.0	Q,HT	mg/L	20 %
QC11100414	Duplicate	Total Dissolved Solids (TDS)	SM 2540C	1110123-021	132	120	Q	mg/L	10 %
QC11100414	Duplicate	Total Dissolved Solids (TDS)	SM 2540C	1110126-010	506	462	Q,HT	mg/L	9 %
QC11100414	Duplicate	Total Dissolved Solids (TDS)	SM 2540C	1109121-011	6360	6720	Q	mg/L	6 %

QCBatchID	QCType	Parameter	Method	Spike Sample	Sample Result		MS Result	MSD Result	Spike Value	Units	MS % Rec.	MSD % Rec.	RPD
QC11100258	MS 1	Fluoride	EPA 300.0	1110095-007	<0.100		2.18	2.20	2.00	mg/L	107	108	1 %
QC11100258	MS 2	Fluoride	EPA 300.0	1110095-009	<0.100		2.31	2.45	2.00	mg/L	112	119	6 %
QC11100259	MS 1	Fluoride	EPA 300.0	1110123-005	1.67		3.54	3.51	2.00	mg/L	93	92	1 %
QC11100259	MS 2	Fluoride	EPA 300.0	1110123-015	1.06		3.03	3.02	2.00	mg/L	98	98	<1%
QC11100260	MS 1	Chloride	EPA 300.0	1110095-007	<1.000		5.47	5.60	5.00	mg/L	101	104	2 %
QC11100260	MS 2	Chloride	EPA 300.0	1110095-009	2.40		7.48	7.61	5.00	mg/L	102	104	2 %
QC11100261	MS 1	Chloride	EPA 300.0	1110123-005	<1.000		5.19	5.15	5.00	mg/L	103	102	1 %
QC11100261	MS 2	Chloride	EPA 300.0	1110123-015	<1.000		5.18	5.16	5.00	mg/L	103	103	<1%
QC11100262	MS 1	Nitrite Nitrogen	EPA 300.0	1110095-007	<0.025		0.496	0.509	0.500	mg/L	98	100	3 %
QC11100262	MS 2	Nitrite Nitrogen	EPA 300.0	1110095-009	<0.025		0.491	0.502	0.500	mg/L	97	99	2 %
QC11100263	MS 1	Nitrite Nitrogen	EPA 300.0	1110123-005	<0.025		0.496	0.493	0.500	mg/L	98	98	1 %
QC11100263	MS 2	Nitrite Nitrogen	EPA 300.0	1110123-015	<0.025		0.503	0.502	0.500	mg/L	99	99	<1%
QC11100264	MS 1	Nitrate Nitrogen	EPA 300.0	1110095-007	<1.000		2.06	2.12	2.00	mg/L	102	105	3 %
QC11100264	MS 2	Nitrate Nitrogen	EPA 300.0	1110095-009	<1.000		2.19	2.24	2.00	mg/L	103	106	2 %
QC11100265	MS 1	Nitrate Nitrogen	EPA 300.0	1110123-005	<1.000		2.09	2.07	2.00	mg/L	104	103	1 %
QC11100265	MS 2	Nitrate Nitrogen	EPA 300.0	1110123-015	<1.000		2.10	2.09	2.00	mg/L	104	104	<1%
QC11100266	MS 1	Sulfate	EPA 300.0	1110095-007	4.48		13.9	14.1	10.0	mg/L	95	96	1 %
QC11100266	MS 2	Sulfate	EPA 300.0	1110095-009	35.7	M	43.3	43.9	10.0	mg/L	NC	NC	NC
QC11100267	MS 1	Sulfate	EPA 300.0	1110123-005	26.7		36.5	36.4	10.0	mg/L	98	97	<1%
QC11100267	MS 2	Sulfate	EPA 300.0	1110123-015	9.91		20.2	20.2	10.0	mg/L	103	103	<1%
QC11100532	MS 1	Aluminum, Dissolved	EPA 200.7	1110204-002	<0.045		0.764	0.779	1.00	mg/L	75	77	2 %
		Barium, Dissolved	EPA 200.7	1110204-002	0.127	M	0.170	0.162	1.00	mg/L	NC	NC	NC
		Beryllium, Dissolved	EPA 200.7	1110204-002	<0.001		0.965	0.951	1.00	mg/L	97	95	1 %
		Bismuth, Dissolved	EPA 200.7	1110204-002	<0.100		0.902	0.889	1.00	mg/L	98	97	1 %
		Boron, Dissolved	EPA 200.7	1110204-002	15.2	SC	16.6	16.3	1.00	mg/L	NC	NC	NC
		Cadmium, Dissolved	EPA 200.7	1110204-002	<0.001		0.902	0.885	1.00	mg/L	91	89	2 %
		Calcium, Dissolved	EPA 200.7	1110204-002	342	SC	356	355	10.0	mg/L	NC	NC	NC
		Chromium, Dissolved	EPA 200.7	1110204-002	0.010		0.907	0.899	1.00	mg/L	90	89	1 %
		Cobalt, Dissolved	EPA 200.7	1110204-002	<0.010		0.864	0.849	1.00	mg/L	86	85	2 %
		Copper, Dissolved	EPA 200.7	1110204-002	<0.050		5.20	5.22	5.00	mg/L	104	104	<1%
		Gallium, Dissolved	EPA 200.7	1110204-002	<0.100		0.820	0.822	1.00	mg/L	81	81	<1%
		Iron, Dissolved	EPA 200.7	1110204-002	<0.010		0.824	0.823	1.00	mg/L	93	93	<1%
		Lithium, Dissolved	EPA 200.7	1110204-002	15.3	SC	17.8	18.3	1.00	mg/L	NC	NC	NC
		Magnesium, Dissolved	EPA 200.7	1110204-002	165		176	173	10.0	mg/L	110	80	2 %
		Manganese, Dissolved	EPA 200.7	1110204-002	<0.005		0.758	0.752	1.00	mg/L	88	87	1 %

QCBatchID	QCType	Parameter	Method	Spike Sample	Sample Result		MS Result	MSD Result	Spike Value	Units	MS % Rec.	MSD % Rec.	RPD
		Molybdenum, Dissolved	EPA 200.7	1110204-002	0.914		1.85	1.81	1.00	mg/L	94	90	2 %
		Nickel, Dissolved	EPA 200.7	1110204-002	0.052		4.53	4.47	5.00	mg/L	90	88	1 %
		Phosphorus, Dissolved	EPA 200.7	1110204-002	<0.500		5.82	5.69	5.00	mg/L	113	110	2 %
		Potassium, Dissolved	EPA 200.7	1110204-002	564	SC	584	596	10.0	mg/L	NC	NC	NC
		Scandium, Dissolved	EPA 200.7	1110204-002	<0.100		0.950	0.950	1.00	mg/L	95	95	<1%
		Silver, Dissolved	EPA 200.7	1110204-002	<0.005		0.095	0.096	0.090	mg/L	108	109	1 %
		Sodium, Dissolved	EPA 200.7	1110204-002	10000	SC	10000	10300	10.0	mg/L	NC	NC	NC
		Strontium, Dissolved	EPA 200.7	1110204-002	7.22		8.18	8.30	1.00	mg/L	96	108	1 %
		Tin, Dissolved	EPA 200.7	1110204-002	<0.100		0.798	0.764	1.00	mg/L	89	86	4 %
		Titanium, Dissolved	EPA 200.7	1110204-002	<0.100		0.979	0.962	1.00	mg/L	98	96	2 %
		Vanadium, Dissolved	EPA 200.7	1110204-002	0.130		1.07	1.07	1.00	mg/L	94	94	<1%
		Zinc, Dissolved	EPA 200.7	1110204-002	<0.010		0.948	0.925	1.00	mg/L	95	93	2 %
QC11100533	MS 1	Aluminum, Dissolved	EPA 200.7	1110204-003	<0.450		0.710	0.704	1.00	mg/L	80	79	1 %
		Barium, Dissolved	EPA 200.7	1110204-003	0.103	M	0.352	0.432	1.00	mg/L	NC	NC	NC
		Beryllium, Dissolved	EPA 200.7	1110204-003	<0.010		1.04	1.09	1.00	mg/L	104	109	5 %
		Bismuth, Dissolved	EPA 200.7	1110204-003	<1.000		0.366	0.498	1.00	mg/L	72	85	31 %
		Boron, Dissolved	EPA 200.7	1110204-003	31.5	SC	32.3	33.6	1.00	mg/L	NC	NC	NC
		Cadmium, Dissolved	EPA 200.7	1110204-003	<0.010		1.02	1.09	1.00	mg/L	104	111	7 %
		Calcium, Dissolved	EPA 200.7	1110204-003	280	SC	232	301	10.0	mg/L	NC	NC	NC
		Chromium, Dissolved	EPA 200.7	1110204-003	<0.050		1.04	1.10	1.00	mg/L	100	106	6 %
		Cobalt, Dissolved	EPA 200.7	1110204-003	<0.100		1.01	1.06	1.00	mg/L	100	105	5 %
		Copper, Dissolved	EPA 200.7	1110204-003	<0.500		5.45	5.70	5.00	mg/L	108	113	4 %
		Gallium, Dissolved	EPA 200.7	1110204-003	<1.000		0.897	0.943	1.00	mg/L	89	94	5 %
		Iron, Dissolved	EPA 200.7	1110204-003	<0.100		0.794	0.853	1.00	mg/L	96	102	7 %
		Lithium, Dissolved	EPA 200.7	1110204-003	22.8	SC	23.8	25.6	1.00	mg/L	NC	NC	NC
		Magnesium, Dissolved	EPA 200.7	1110204-003	405		418	445	10.0	mg/L	130	400	6 %
		Manganese, Dissolved	EPA 200.7	1110204-003	<0.050		0.951	0.969	1.00	mg/L	103	104	2 %
		Molybdenum, Dissolved	EPA 200.7	1110204-003	1.78		2.81	2.96	1.00	mg/L	103	118	5 %
		Nickel, Dissolved	EPA 200.7	1110204-003	0.176		5.34	5.66	5.00	mg/L	103	110	6 %
		Phosphorus, Dissolved	EPA 200.7	1110204-003	<5.000		6.62	7.06	5.00	mg/L	115	124	6 %
		Potassium, Dissolved	EPA 200.7	1110204-003	1250	SC	1250	1340	10.0	mg/L	NC	NC	NC
		Scandium, Dissolved	EPA 200.7	1110204-003	<1.000		0.882	0.990	1.00	mg/L	88	99	12 %
		Silver, Dissolved	EPA 200.7	1110204-003	<0.050		0.104	0.077	0.090	mg/L	111	81	30 %
		Sodium, Dissolved	EPA 200.7	1110204-003	24100	SC	24000	25600	10.0	mg/L	NC	NC	NC
		Strontium, Dissolved	EPA 200.7	1110204-003	5.14	SC	4.48	6.05	1.00	mg/L	NC	NC	NC
		Tin, Dissolved	EPA 200.7	1110204-003	<1.000		0.847	0.865	1.00	mg/L	109	111	2 %
		Titanium, Dissolved	EPA 200.7	1110204-003	<1.000		0.966	1.05	1.00	mg/L	99	107	8 %
		Vanadium, Dissolved	EPA 200.7	1110204-003	0.624		1.67	1.73	1.00	mg/L	105	111	4 %
		Zinc, Dissolved	EPA 200.7	1110204-003	<0.100		1.10	1.18	1.00	mg/L	109	117	7 %
QC11100547	MS 1	Uranium, Dissolved	EPA 200.8	1110204-003	0.0098		0.0200	0.0202	0.010	mg/L	102	104	1 %
		Mercury, Dissolved	EPA 200.8	1110204-003	<0.00200	M	<0.00200	0.002011	0.001	mg/L	NC	NC	NC
		Antimony, Dissolved	EPA 200.8	1110204-003	0.1144	SC	0.1364	0.1395	0.010	mg/L	NC	NC	NC
		Arsenic, Dissolved	EPA 200.8	1110204-003	0.1432	M	0.2260	0.2242	0.050	mg/L	NC	NC	NC
		Lead, Dissolved	EPA 200.8	1110204-003	<0.0050	M	0.0062	0.0064	0.010	mg/L	NC	NC	NC
		Selenium, Dissolved	EPA 200.8	1110204-003	0.1143	M	0.1931	0.1929	0.050	mg/L	NC	NC	NC
		Thallium, Dissolved	EPA 200.8	1110204-003	<0.0050		0.0095	0.0099	0.010	mg/L	94	98	4 %
QC11100548	MS 1	Uranium, Dissolved	EPA 200.8	1110232-001	<0.0100		0.0112	0.0109	0.010	mg/L	100	97	3 %
		Mercury, Dissolved	EPA 200.8	1110232-001	<0.00010		0.001017	0.000995	0.001	mg/L	116	118	2 %
		Antimony, Dissolved	EPA 200.8	1110232-001	0.0044		0.0140	0.0138	0.010	mg/L	96	94	1 %
		Arsenic, Dissolved	EPA 200.8	1110232-001	0.0434		0.0849	0.0837	0.050	mg/L	83	81	1 %
		Lead, Dissolved	EPA 200.8	1110232-001	<0.0025		0.0099	0.0097	0.010	mg/L	98	96	2 %
		Selenium, Dissolved	EPA 200.8	1110232-001	<0.0100	M	0.0343	0.0352	0.050	mg/L	NC	NC	NC
		Thallium, Dissolved	EPA 200.8	1110232-001	<0.0010		0.0095	0.0092	0.010	mg/L	95	92	3 %
QC11100578	MS 1	Aluminum, Dissolved	EPA 200.7	1110232-001	<0.045		0.964	0.968	1.00	mg/L	95	95	<1%
		Barium, Dissolved	EPA 200.7	1110232-001	<0.010		0.954	0.963	1.00	mg/L	95	96	1 %

QCBatchID	QCType	Parameter	Method	Spike Sample	Sample Result	MS Result	MSD Result	Spike Value	Units	MS % Rec.	MSD % Rec.	RPD
		Beryllium, Dissolved	EPA 200.7	1110232-001	<0.001	0.960	0.968	1.00	mg/L	96	97	1 %
		Bismuth, Dissolved	EPA 200.7	1110232-001	<0.100	0.966	0.970	1.00	mg/L	96	96	<1%
		Boron, Dissolved	EPA 200.7	1110232-001	0.249	1.19	1.21	1.00	mg/L	94	96	2 %
		Cadmium, Dissolved	EPA 200.7	1110232-001	<0.001	0.957	0.970	1.00	mg/L	96	97	1 %
		Calcium, Dissolved	EPA 200.7	1110232-001	9.24	19.0	19.0	10.0	mg/L	98	98	<1%
		Chromium, Dissolved	EPA 200.7	1110232-001	<0.005	0.938	0.946	1.00	mg/L	94	95	1 %
		Cobalt, Dissolved	EPA 200.7	1110232-001	<0.010	0.967	0.970	1.00	mg/L	97	97	<1%
		Copper, Dissolved	EPA 200.7	1110232-001	<0.050	4.84	4.86	5.00	mg/L	97	97	<1%
		Gallium, Dissolved	EPA 200.7	1110232-001	<0.100	0.949	0.953	1.00	mg/L	95	95	<1%
		Iron, Dissolved	EPA 200.7	1110232-001	0.031	0.954	0.961	1.00	mg/L	92	93	1 %
		Lithium, Dissolved	EPA 200.7	1110232-001	<0.100	0.991	0.981	1.00	mg/L	97	96	1 %
		Magnesium, Dissolved	EPA 200.7	1110232-001	1.84	11.2	11.3	10.0	mg/L	94	95	1 %
		Manganese, Dissolved	EPA 200.7	1110232-001	0.074	1.03	1.03	1.00	mg/L	96	96	<1%
		Molybdenum, Dissolved	EPA 200.7	1110232-001	0.017	0.970	0.973	1.00	mg/L	95	96	<1%
		Nickel, Dissolved	EPA 200.7	1110232-001	<0.010	4.78	4.83	5.00	mg/L	96	97	1 %
		Phosphorus, Dissolved	EPA 200.7	1110232-001	<0.500	4.83	4.87	5.00	mg/L	97	97	1 %
		Potassium, Dissolved	EPA 200.7	1110232-001	5.68	16.3	16.3	10.0	mg/L	106	106	<1%
		Scandium, Dissolved	EPA 200.7	1110232-001	<0.100	0.949	0.952	1.00	mg/L	95	95	<1%
		Silver, Dissolved	EPA 200.7	1110232-001	<0.005	0.077	0.078	0.090	mg/L	87	88	1 %
		Sodium, Dissolved	EPA 200.7	1110232-001	89.5	98.3	97.6	10.0	mg/L	88	81	1 %
		Strontium, Dissolved	EPA 200.7	1110232-001	<0.100	1.03	1.02	1.00	mg/L	99	98	1 %
		Tin, Dissolved	EPA 200.7	1110232-001	<0.100	0.930	0.940	1.00	mg/L	94	95	1 %
		Titanium, Dissolved	EPA 200.7	1110232-001	<0.100	0.936	0.940	1.00	mg/L	93	94	<1%
		Vanadium, Dissolved	EPA 200.7	1110232-001	<0.010	0.958	0.963	1.00	mg/L	96	96	1 %
		Zinc, Dissolved	EPA 200.7	1110232-001	<0.010	0.987	1.00	1.00	mg/L	99	100	1 %

WETLAB
WESTERN ENVIRONMENTAL TESTING LABORATORY
Specializing in Soil, Hazardous Waste and Water Analysis.
475 E. Greg Street #119 | Sparks, Nevada 89431
tel (775) 355-0202 | fax (775) 355-0817 | www.WETLaboratory.com

Lab Number 1110123
Report Due Date: 10·21·11
Page 1 of 2

Client McClelland Laboratories, Inc.
Address 1016 Greg Street
City, State & Zip Sparks, NV 89431
Contact Gene McClelland
Phone 775-356-1300
Collector's Name Robert
Fax 775-356-8917
Project Name
P.O. Number
Project Number 3438
Email mli@mettest.com

Billing Address (if different than Client Address):
Company
Address
City, State & Zip
Contact
Phone
Fax
Email

Fax Results Y N To: Client Billing
Email Results Y N To: Client Billing
Compliance Monitoring Y N
Fax Results to State EPA Y N

DW = Drinking Water
WW = Wastewater
SW = Surface Water
MW = Monitoring Well
SD = Solid
SO = Soil
HW = Hazardous Waste
OTHER:

						Profile II w/o Wad	Uranium								Spl. No.
604 562	Wk:36	10/07/11	9:00	WW	2	X	X								1
604 569															2
604 606															3
604 653															4
604 656															5
604 669															6
604 673															7
604 767															8
604 787															9
604 811															10
604 854															11
604 862															12

1110 123

Instructions/Comments/Special Requirements:

Temperature 22 °C	10-7-11	1605	[signature]	[signature]
Custody Seals Intact? Y N None				
Number of Containers 42				

To the maximum extent permitted by law, the Client agrees to limit the liability of WETLAB for the Client's damages to the total compesation received, unless other agreements are made in writing. This limitation shall apply regardless of the cause of action or legal theory pled or asserted.

COPY

301.2E

WETLAB
WESTERN ENVIRONMENTAL TESTING LABORATORY
Specializing in Soil, Hazardous Waste and Water Analysis.
475 E. Greg Street #119 | Sparks, Nevada 89431
tel (775) 355-0202 | fax (775) 355-0817 | www.WETLaboratory.com

Lab Number 1110123
Report Due Date: 10-21-11
Page 2 of 2

Client	McClelland Laboratories, Inc.
Address	1016 Greg Street
City, State & Zip	Sparks, NV 89431
Contact	Gene McClelland
Phone 775-356-1300	Collector's Name Robert
Fax 775-356-8917	Project Name
P.O. Number	Project Number 3438
Email mli@mettest.com	

Billing Address (if different than Client Address):
Company
Address
City, State & Zip
Contact
Phone
Fax
Email

Fax Results Y N To: Client Billing
Email Results Y N To: Client Billing
Compliance Monitoring Y N
Fax Results to State EPA Y N

DW = Drinking Water
WW = Wastewater
SW = Surface Water
MW = Monitoring Well
SD = Solid
SO = Soil
HW = Hazardous Waste
OTHER:

						Profile II w/o Rad	Uranium								Spl. No.
604 867	Wk:36	10/07/11	9:00	WW	2	X	X								13
605 033															14
605 153															15
SRK 0854															16
SRK 0858															17
SRK 0864															18
SRK 0866															19
SRK 0867															20
SRK 0872	↓	↓	↓	↓	↓	↓	↓								21

Instructions/Comments/Special Requirements:

Temperature 22 °C	10-7-11	1605		
Custody Seals Intact? Y N None				
Number of Containers 42				

To the maximum extent permitted by law, the Client agrees to limit the liability of WETLAB for the Client's damages to the total compesation received, unless other agreements are made in writing. This limitation shall apply regardless of the cause of action or legal theory pled or asserted.

COPY

WETLAB
WESTERN ENVIRONMENTAL
TESTING LABORATORY

475 E. Greg Street #119 | Sparks, Nevada 89431 | tel (775) 355-0202 | fax (775) 355-0817 | www.WETLaboratory.com

10/4/2011

McClelland Laboratory
1016 Greg Street
Sparks, NV 89431
Attn: Gene McClelland

OrderID: *1109159*

Dear: Gene McClelland

This is to transmit the attached analytical report. The analytical data and information contained therein was generated using specified or selected methods contained in references, such as Standard Methods for the Examination of Water and Wastewater, 18th & 19th editions, Methods for Determination of Organic Compounds in Drinking Water, EPA-600/4-79-020, and Test Methods for Evaluation of Solid Waste, Physical/Chemical Methods (SW846) Third Edition.

The samples were received by WETLAB-Western Environmental Testing Laboratory in good condition on 9/9/2011. Additional comments are located on page 2 of this report.

If you should have any questions or comments regarding this report, please do not hesitate to call.

Sincerely,

Andy Smith
QA Manager

Western Environmental Testing Laboratory
Report Comments

McClelland Laboratory - 1109159

General Comments

On Sample 1109159017 the result for Sulfate (as analyzed using EPA 300.0) was unexpectedly high when compared to the TDS results. Because of this, the results for Sulfur have been used to calculate a theoretical Sulfate result.

Specific Comments

Due to the sample matrix it was necessary to analyze the following at a dilution:
1109159-002 Iron
1109159-004 Aluminum
1109159-007 Cadmium
1109159-016 Arsenic, Selenium
The reporting limits have been adjusted accordingly.

Data Qualifier Legend

B – Blank contamination; Analyte detected above the method reporting limit in an associated blank

HT – Sample held beyond the accepted holding time

J – The reported value is between the laboratory method detection limit and the laboratory practical quantitation limit

M – Reported value is estimated; The sample matrix interfered with the analysis

N – There was insufficient sample available to perform a spike and/or duplicate on this analytical batch.

NC – Not calculated due to matrix interference

Q – Reported value is estimated; The value failed to meet QC criteria for either precision or accuracy

SC – Spike recovery not calculated. Sample concentration >4X the spike amount; therefore, the spike could not be adequately recovered.

Western Environmental Testing Laboratory
Analytical Report

McClelland Laboratory
1016 Greg Street
Sparks, NV 89431
Attn: Gene McClelland
Phone: (775) 356-1300 **Fax:** (775) 356-8917
PO\Project: *3438*

Date Printed: 10/4/2011
OrderID: *1109159*

Customer Sample ID: 604 562 WK:32
WETLAB Sample ID: 1109159-001

Collect Date/Time: 9/9/2011 09:00
Receive Date: 9/9/2011 15:30

PROFILE II

Parameter	Method	Results	Units	Reporting Limit	Date Analyzed
pH	SM 4500-H+ B	7.99	pH Units		9/9/2011
Bicarbonate (HCO3)	SM 2320B	81	mg/L	1.0	9/9/2011
Carbonate (CO3)	SM 2320B	<1.0	mg/L	1.0	9/9/2011
Hydroxide (OH)	SM 2320B	<1.0	mg/L	1.0	9/9/2011
Total Alkalinity	SM 2320B	66	mg/L as CaCO3	1.0	9/9/2011
Chloride	EPA 300.0	<1.00	mg/L	1.00	9/9/2011
Fluoride	EPA 300.0	0.86	mg/L	0.10	9/9/2011
Sulfate	EPA 300.0	57	mg/L	1.0	9/9/2011
Nitrate Nitrogen	EPA 300.0	<1.0	mg/L	1.0	9/9/2011
Nitrite Nitrogen	EPA 300.0	<0.025	mg/L	0.025	9/9/2011
Total Dissolved Solids (TDS)	SM 2540C	150	mg/L	10	9/13/2011
Aluminum	EPA 200.7	<0.045	mg/L	0.045	9/19/2011
Barium	EPA 200.7	0.020	mg/L	0.010	9/19/2011
Beryllium	EPA 200.7	<0.0010	mg/L	0.0010	9/19/2011
Bismuth	EPA 200.7	<0.10	mg/L	0.10	9/19/2011
Boron	EPA 200.7	<0.10	mg/L	0.10	9/19/2011
Cadmium	EPA 200.7	<0.0010	mg/L	0.0010	9/19/2011
Calcium	EPA 200.7	40	mg/L	0.50	9/19/2011
Chromium	EPA 200.7	<0.0050	mg/L	0.0050	9/19/2011
Cobalt	EPA 200.7	<0.010	mg/L	0.010	9/19/2011
Copper	EPA 200.7	<0.050	mg/L	0.050	9/19/2011
Gallium	EPA 200.7	<0.10	mg/L	0.10	9/19/2011
Iron	EPA 200.7	<0.010	mg/L	0.010	9/19/2011
Lithium	EPA 200.7	<0.10	mg/L	0.10	9/19/2011
Magnesium	EPA 200.7	6.8	mg/L	0.50	9/19/2011
Manganese	EPA 200.7	0.39	mg/L	0.0050	9/19/2011
Molybdenum	EPA 200.7	<0.010	mg/L	0.010	9/19/2011
Nickel	EPA 200.7	<0.010	mg/L	0.010	9/19/2011
Phosphorus	EPA 200.7	<0.50	mg/L	0.50	9/19/2011
Potassium	EPA 200.7	1.5	mg/L	0.50	9/19/2011

Customer Sample ID: 604 562 WK:32 **Collect Date/Time:** 9/9/2011 09:00
WETLAB Sample ID: 1109159-001 **Receive Date:** 9/9/2011 15:30

PROFILE II

Parameter	Method	Results	Units	Reporting Limit	Date Analyzed
Scandium	EPA 200.7	<0.10	mg/L	0.10	9/19/2011
Silver	EPA 200.7	<0.0050	mg/L	0.0050	9/19/2011
Sodium	EPA 200.7	0.50	mg/L	0.50	9/19/2011
Strontium	EPA 200.7	0.29	mg/L	0.10	9/19/2011
Tin	EPA 200.7	<0.10	mg/L	0.10	9/19/2011
Titanium	EPA 200.7	<0.10	mg/L	0.10	9/19/2011
Vanadium	EPA 200.7	<0.010	mg/L	0.010	9/19/2011
Zinc	EPA 200.7	0.033	mg/L	0.010	9/19/2011
Mercury	EPA 200.8	<0.00010	mg/L	0.00010	9/21/2011
Antimony	EPA 200.8	<0.0025	mg/L	0.0025	9/21/2011
Arsenic	EPA 200.8	<0.0050	mg/L	0.0050	9/21/2011
Lead	EPA 200.8	<0.0025	mg/L	0.0025	9/21/2011
Selenium	EPA 200.8	<0.0050	mg/L	0.0050	9/21/2011
Thallium	EPA 200.8	<0.0010	mg/L	0.0010	9/21/2011
Uranium	EPA 200.8	<0.010	mg/L	0.010	9/21/2011
Anions	Calculation	2.56	meq/L	0.10	
Cations	Calculation	2.63	meq/L	0.10	
Error	Calculation	1.4	%	1.0	

Customer Sample ID: 604 569 WK:32 **Collect Date/Time:** 9/9/2011 09:00
WETLAB Sample ID: 1109159-002 **Receive Date:** 9/9/2011 15:30

PROFILE II

Parameter	Method	Results	Units	Reporting Limit	Date Analyzed
pH	SM 4500-H+ B	7.48	pH Units		9/9/2011
Bicarbonate (HCO3)	SM 2320B	28	mg/L	1.0	9/9/2011
Carbonate (CO3)	SM 2320B	<1.0	mg/L	1.0	9/9/2011
Hydroxide (OH)	SM 2320B	<1.0	mg/L	1.0	9/9/2011
Total Alkalinity	SM 2320B	23	mg/L as CaCO3	1.0	9/9/2011
Chloride	EPA 300.0	<1.00	mg/L	1.00	9/9/2011
Fluoride	EPA 300.0	0.92	mg/L	0.10	9/9/2011
Sulfate	EPA 300.0	16	mg/L	1.0	9/9/2011
Nitrate Nitrogen	EPA 300.0	<1.0	mg/L	1.0	9/9/2011
Nitrite Nitrogen	EPA 300.0	<0.025	mg/L	0.025	9/9/2011
Total Dissolved Solids (TDS)	SM 2540C	50	mg/L	10	9/13/2011
Aluminum	EPA 200.7	0.084	mg/L	0.045	9/21/2011
Barium	EPA 200.7	<0.010	mg/L	0.010	9/21/2011
Beryllium	EPA 200.7	<0.0010	mg/L	0.0010	9/21/2011
Bismuth	EPA 200.7	<0.10	mg/L	0.10	9/21/2011
Boron	EPA 200.7	<0.10	mg/L	0.10	9/21/2011
Cadmium	EPA 200.7	<0.0010	mg/L	0.0010	9/21/2011

Customer Sample ID: 604 569 WK:32 **Collect Date/Time:** 9/9/2011 09:00
WETLAB Sample ID: 1109159-002 **Receive Date:** 9/9/2011 15:30

PROFILE II

Parameter	Method	Results	Units	Reporting Limit	Date Analyzed
Calcium	EPA 200.7	11	mg/L	0.50	9/21/2011
Chromium	EPA 200.7	<0.0050	mg/L	0.0050	9/21/2011
Cobalt	EPA 200.7	<0.010	mg/L	0.010	9/21/2011
Copper	EPA 200.7	<0.050	mg/L	0.050	9/21/2011
Gallium	EPA 200.7	<0.10	mg/L	0.10	9/21/2011
Iron	EPA 200.7	<0.050	mg/L	0.050	9/22/2011
Lithium	EPA 200.7	<0.10	mg/L	0.10	9/21/2011
Magnesium	EPA 200.7	2.4	mg/L	0.50	9/21/2011
Manganese	EPA 200.7	0.039	mg/L	0.0050	9/21/2011
Molybdenum	EPA 200.7	<0.010	mg/L	0.010	9/21/2011
Nickel	EPA 200.7	<0.010	mg/L	0.010	9/21/2011
Phosphorus	EPA 200.7	<0.50	mg/L	0.50	9/21/2011
Potassium	EPA 200.7	0.77	mg/L	0.50	9/21/2011
Scandium	EPA 200.7	<0.10	mg/L	0.10	9/21/2011
Silver	EPA 200.7	<0.0050	mg/L	0.0050	9/21/2011
Sodium	EPA 200.7	<0.50	mg/L	0.50	9/21/2011
Strontium	EPA 200.7	<0.10	mg/L	0.10	9/21/2011
Tin	EPA 200.7	<0.10	mg/L	0.10	9/21/2011
Titanium	EPA 200.7	<0.10	mg/L	0.10	9/21/2011
Vanadium	EPA 200.7	<0.010	mg/L	0.010	9/21/2011
Zinc	EPA 200.7	<0.010	mg/L	0.010	9/21/2011
Mercury	EPA 200.8	<0.00010	mg/L	0.00010	9/21/2011
Antimony	EPA 200.8	<0.0025	mg/L	0.0025	9/21/2011
Arsenic	EPA 200.8	<0.0050	mg/L	0.0050	9/21/2011
Lead	EPA 200.8	<0.0025	mg/L	0.0025	9/21/2011
Selenium	EPA 200.8	<0.0050	mg/L	0.0050	9/21/2011
Thallium	EPA 200.8	<0.0010	mg/L	0.0010	9/21/2011
Uranium	EPA 200.8	<0.010	mg/L	0.010	9/21/2011
Anions	Calculation	0.84	meq/L	0.10	
Cations	Calculation	0.78	meq/L	0.10	
Error	Calculation	3.9	%	1.0	

Customer Sample ID: 604 606 WK:32 **Collect Date/Time:** 9/9/2011 09:00
WETLAB Sample ID: 1109159-003 **Receive Date:** 9/9/2011 15:30

PROFILE II

Parameter	Method	Results	Units	Reporting Limit	Date Analyzed
pH	SM 4500-H+ B	7.88	pH Units		9/9/2011
Bicarbonate (HCO3)	SM 2320B	58	mg/L	1.0	9/9/2011
Carbonate (CO3)	SM 2320B	<1.0	mg/L	1.0	9/9/2011
Hydroxide (OH)	SM 2320B	<1.0	mg/L	1.0	9/9/2011

Customer Sample ID: 604 606 WK:32 **Collect Date/Time:** 9/9/2011 09:00

WETLAB Sample ID: 1109159-003 **Receive Date:** 9/9/2011 15:30

PROFILE II

Parameter	Method	Results	Units	Reporting Limit	Date Analyzed
Total Alkalinity	SM 2320B	48	mg/L as CaCO3	1.0	9/9/2011
Chloride	EPA 300.0	<1.00	mg/L	1.00	9/10/2011
Fluoride	EPA 300.0	1.5	mg/L	0.10	9/10/2011
Sulfate	EPA 300.0	28	mg/L	1.0	9/10/2011
Nitrate Nitrogen	EPA 300.0	<1.0	mg/L	1.0	9/10/2011
Nitrite Nitrogen	EPA 300.0	<0.025	mg/L	0.025	9/10/2011
Total Dissolved Solids (TDS)	SM 2540C	96	mg/L	10	9/13/2011
Aluminum	EPA 200.7	0.056	mg/L	0.045	9/19/2011
Barium	EPA 200.7	0.035	mg/L	0.010	9/19/2011
Beryllium	EPA 200.7	<0.0010	mg/L	0.0010	9/19/2011
Bismuth	EPA 200.7	<0.10	mg/L	0.10	9/19/2011
Boron	EPA 200.7	<0.10	mg/L	0.10	9/19/2011
Cadmium	EPA 200.7	<0.0010	mg/L	0.0010	9/19/2011
Calcium	EPA 200.7	26	mg/L	0.50	9/19/2011
Chromium	EPA 200.7	<0.0050	mg/L	0.0050	9/19/2011
Cobalt	EPA 200.7	<0.010	mg/L	0.010	9/19/2011
Copper	EPA 200.7	<0.050	mg/L	0.050	9/19/2011
Gallium	EPA 200.7	<0.10	mg/L	0.10	9/19/2011
Iron	EPA 200.7	<0.010	mg/L	0.010	9/19/2011
Lithium	EPA 200.7	<0.10	mg/L	0.10	9/19/2011
Magnesium	EPA 200.7	4.4	mg/L	0.50	9/19/2011
Manganese	EPA 200.7	0.042	mg/L	0.0050	9/19/2011
Molybdenum	EPA 200.7	<0.010	mg/L	0.010	9/19/2011
Nickel	EPA 200.7	<0.010	mg/L	0.010	9/19/2011
Phosphorus	EPA 200.7	<0.50	mg/L	0.50	9/19/2011
Potassium	EPA 200.7	1.9	mg/L	0.50	9/19/2011
Scandium	EPA 200.7	<0.10	mg/L	0.10	9/19/2011
Silver	EPA 200.7	<0.0050	mg/L	0.0050	9/19/2011
Sodium	EPA 200.7	0.75	mg/L	0.50	9/19/2011
Strontium	EPA 200.7	0.20	mg/L	0.10	9/19/2011
Tin	EPA 200.7	<0.10	mg/L	0.10	9/19/2011
Titanium	EPA 200.7	<0.10	mg/L	0.10	9/19/2011
Vanadium	EPA 200.7	<0.010	mg/L	0.010	9/19/2011
Zinc	EPA 200.7	<0.010	mg/L	0.010	9/19/2011
Mercury	EPA 200.8	<0.00010	mg/L	0.00010	9/21/2011
Antimony	EPA 200.8	<0.0025	mg/L	0.0025	9/21/2011
Arsenic	EPA 200.8	<0.0050	mg/L	0.0050	9/21/2011
Lead	EPA 200.8	<0.0025	mg/L	0.0025	9/21/2011
Selenium	EPA 200.8	<0.0050	mg/L	0.0050	9/21/2011
Thallium	EPA 200.8	<0.0010	mg/L	0.0010	9/21/2011
Uranium	EPA 200.8	<0.010	mg/L	0.010	9/21/2011

Customer Sample ID: 604 606 WK:32 **Collect Date/Time:** 9/9/2011 09:00
WETLAB Sample ID: 1109159-003 **Receive Date:** 9/9/2011 15:30

PROFILE II

Parameter	Method	Results	Units	Reporting Limit	Date Analyzed
Anions	Calculation	1.61	meq/L	0.10	
Cations	Calculation	1.75	meq/L	0.10	
Error	Calculation	4.0	%	1.0	

Customer Sample ID: 604 653 WK:32 **Collect Date/Time:** 9/9/2011 09:00
WETLAB Sample ID: 1109159-004 **Receive Date:** 9/9/2011 15:30

PROFILE II

Parameter	Method	Results	Units	Reporting Limit	Date Analyzed
pH	SM 4500-H+ B	7.73	pH Units		9/9/2011
Bicarbonate (HCO3)	SM 2320B	47	mg/L	1.0	9/9/2011
Carbonate (CO3)	SM 2320B	<1.0	mg/L	1.0	9/9/2011
Hydroxide (OH)	SM 2320B	<1.0	mg/L	1.0	9/9/2011
Total Alkalinity	SM 2320B	38	mg/L as CaCO3	1.0	9/9/2011
Chloride	EPA 300.0	<1.00	mg/L	1.00	9/10/2011
Fluoride	EPA 300.0	1.4	mg/L	0.10	9/10/2011
Sulfate	EPA 300.0	38	mg/L	1.0	9/10/2011
Nitrate Nitrogen	EPA 300.0	<1.0	mg/L	1.0	9/10/2011
Nitrite Nitrogen	EPA 300.0	<0.025	mg/L	0.025	9/10/2011
Total Dissolved Solids (TDS)	SM 2540C	94	mg/L	10	9/13/2011
Aluminum	EPA 200.7	<0.20	mg/L	0.20	9/20/2011
Barium	EPA 200.7	0.058	mg/L	0.010	9/19/2011
Beryllium	EPA 200.7	<0.0010	mg/L	0.0010	9/19/2011
Bismuth	EPA 200.7	<0.10	mg/L	0.10	9/19/2011
Boron	EPA 200.7	<0.10	mg/L	0.10	9/19/2011
Cadmium	EPA 200.7	<0.0010	mg/L	0.0010	9/19/2011
Calcium	EPA 200.7	28	mg/L	0.50	9/19/2011
Chromium	EPA 200.7	<0.0050	mg/L	0.0050	9/19/2011
Cobalt	EPA 200.7	<0.010	mg/L	0.010	9/19/2011
Copper	EPA 200.7	<0.050	mg/L	0.050	9/19/2011
Gallium	EPA 200.7	<0.10	mg/L	0.10	9/19/2011
Iron	EPA 200.7	<0.010	mg/L	0.010	9/19/2011
Lithium	EPA 200.7	<0.10	mg/L	0.10	9/19/2011
Magnesium	EPA 200.7	2.4	mg/L	0.50	9/19/2011
Manganese	EPA 200.7	0.17	mg/L	0.0050	9/19/2011
Molybdenum	EPA 200.7	0.018	mg/L	0.010	9/19/2011
Nickel	EPA 200.7	<0.010	mg/L	0.010	9/19/2011
Phosphorus	EPA 200.7	<0.50	mg/L	0.50	9/19/2011
Potassium	EPA 200.7	2.2	mg/L	0.50	9/19/2011
Scandium	EPA 200.7	<0.10	mg/L	0.10	9/19/2011
Silver	EPA 200.7	<0.0050	mg/L	0.0050	9/19/2011

Customer Sample ID: 604 653 WK:32 **Collect Date/Time:** 9/9/2011 09:00
WETLAB Sample ID: 1109159-004 **Receive Date:** 9/9/2011 15:30

PROFILE II

Parameter	Method	Results	Units	Reporting Limit	Date Analyzed
Sodium	EPA 200.7	0.90	mg/L	0.50	9/19/2011
Strontium	EPA 200.7	0.16	mg/L	0.10	9/19/2011
Tin	EPA 200.7	<0.10	mg/L	0.10	9/19/2011
Titanium	EPA 200.7	<0.10	mg/L	0.10	9/19/2011
Vanadium	EPA 200.7	<0.010	mg/L	0.010	9/19/2011
Zinc	EPA 200.7	<0.010	mg/L	0.010	9/19/2011
Mercury	EPA 200.8	<0.00010	mg/L	0.00010	9/21/2011
Antimony	EPA 200.8	<0.0025	mg/L	0.0025	9/21/2011
Arsenic	EPA 200.8	<0.0050	mg/L	0.0050	9/21/2011
Lead	EPA 200.8	<0.0025	mg/L	0.0025	9/21/2011
Selenium	EPA 200.8	<0.0050	mg/L	0.0050	9/21/2011
Thallium	EPA 200.8	<0.0010	mg/L	0.0010	9/21/2011
Uranium	EPA 200.8	<0.010	mg/L	0.010	9/21/2011
Anions	Calculation	1.64	meq/L	0.10	
Cations	Calculation	1.70	meq/L	0.10	
Error	Calculation	2.0	%	1.0	

Customer Sample ID: 604 656 WK:32 **Collect Date/Time:** 9/9/2011 09:00
WETLAB Sample ID: 1109159-005 **Receive Date:** 9/9/2011 15:30

PROFILE II

Parameter	Method	Results	Units	Reporting Limit	Date Analyzed
pH	SM 4500-H+ B	8.03	pH Units		9/9/2011
Bicarbonate (HCO3)	SM 2320B	79	mg/L	1.0	9/9/2011
Carbonate (CO3)	SM 2320B	<1.0	mg/L	1.0	9/9/2011
Hydroxide (OH)	SM 2320B	<1.0	mg/L	1.0	9/9/2011
Total Alkalinity	SM 2320B	64	mg/L as CaCO3	1.0	9/9/2011
Chloride	EPA 300.0	<1.00	mg/L	1.00	9/10/2011
Fluoride	EPA 300.0	1.7	mg/L	0.10	9/10/2011
Sulfate	EPA 300.0	35	mg/L	1.0	9/10/2011
Nitrate Nitrogen	EPA 300.0	<1.0	mg/L	1.0	9/10/2011
Nitrite Nitrogen	EPA 300.0	<0.025	mg/L	0.025	9/10/2011
Total Dissolved Solids (TDS)	SM 2540C	110	mg/L	10	9/13/2011
Aluminum	EPA 200.7	<0.045	mg/L	0.045	9/19/2011
Barium	EPA 200.7	0.011	mg/L	0.010	9/19/2011
Beryllium	EPA 200.7	<0.0010	mg/L	0.0010	9/19/2011
Bismuth	EPA 200.7	<0.10	mg/L	0.10	9/19/2011
Boron	EPA 200.7	<0.10	mg/L	0.10	9/19/2011
Cadmium	EPA 200.7	<0.0010	mg/L	0.0010	9/19/2011
Calcium	EPA 200.7	31	mg/L	0.50	9/19/2011
Chromium	EPA 200.7	<0.0050	mg/L	0.0050	9/19/2011

Customer Sample ID: 604 656 WK:32 **Collect Date/Time:** 9/9/2011 09:00
WETLAB Sample ID: 1109159-005 **Receive Date:** 9/9/2011 15:30

PROFILE II

Parameter	Method	Results	Units	Reporting Limit	Date Analyzed
Cobalt	EPA 200.7	<0.010	mg/L	0.010	9/19/2011
Copper	EPA 200.7	<0.050	mg/L	0.050	9/19/2011
Gallium	EPA 200.7	<0.10	mg/L	0.10	9/19/2011
Iron	EPA 200.7	<0.010	mg/L	0.010	9/19/2011
Lithium	EPA 200.7	<0.10	mg/L	0.10	9/19/2011
Magnesium	EPA 200.7	6.2	mg/L	0.50	9/19/2011
Manganese	EPA 200.7	0.083	mg/L	0.0050	9/19/2011
Molybdenum	EPA 200.7	0.057	mg/L	0.010	9/19/2011
Nickel	EPA 200.7	<0.010	mg/L	0.010	9/19/2011
Phosphorus	EPA 200.7	<0.50	mg/L	0.50	9/19/2011
Potassium	EPA 200.7	2.1	mg/L	0.50	9/19/2011
Scandium	EPA 200.7	<0.10	mg/L	0.10	9/19/2011
Silver	EPA 200.7	<0.0050	mg/L	0.0050	9/19/2011
Sodium	EPA 200.7	<0.50	mg/L	0.50	9/19/2011
Strontium	EPA 200.7	0.28	mg/L	0.10	9/19/2011
Tin	EPA 200.7	<0.10	mg/L	0.10	9/19/2011
Titanium	EPA 200.7	<0.10	mg/L	0.10	9/19/2011
Vanadium	EPA 200.7	<0.010	mg/L	0.010	9/19/2011
Zinc	EPA 200.7	<0.010	mg/L	0.010	9/19/2011
Mercury	EPA 200.8	<0.00010	mg/L	0.00010	9/21/2011
Antimony	EPA 200.8	<0.0025	mg/L	0.0025	9/21/2011
Arsenic	EPA 200.8	<0.0050	mg/L	0.0050	9/21/2011
Lead	EPA 200.8	<0.0025	mg/L	0.0025	9/21/2011
Selenium	EPA 200.8	<0.0050	mg/L	0.0050	9/21/2011
Thallium	EPA 200.8	<0.0010	mg/L	0.0010	9/21/2011
Uranium	EPA 200.8	0.012	mg/L	0.010	9/21/2011
Anions	Calculation	2.11	meq/L	0.10	
Cations	Calculation	2.11	meq/L	0.10	
Error	Calculation	<1.0	%	1.0	

Customer Sample ID: 604 669 WK:32 **Collect Date/Time:** 9/9/2011 09:00
WETLAB Sample ID: 1109159-006 **Receive Date:** 9/9/2011 15:30

PROFILE II

Parameter	Method	Results	Units	Reporting Limit	Date Analyzed
pH	SM 4500-H+ B	7.74	pH Units		9/9/2011
Bicarbonate (HCO3)	SM 2320B	51	mg/L	1.0	9/9/2011
Carbonate (CO3)	SM 2320B	<1.0	mg/L	1.0	9/9/2011
Hydroxide (OH)	SM 2320B	<1.0	mg/L	1.0	9/9/2011
Total Alkalinity	SM 2320B	41	mg/L as CaCO3	1.0	9/9/2011
Chloride	EPA 300.0	<1.00	mg/L	1.00	9/10/2011

Customer Sample ID: 604 669 WK:32 **Collect Date/Time:** 9/9/2011 09:00

WETLAB Sample ID: 1109159-006 **Receive Date:** 9/9/2011 15:30

PROFILE II

Parameter	Method	Results	Units	Reporting Limit	Date Analyzed
Fluoride	EPA 300.0	0.74	mg/L	0.10	9/10/2011
Sulfate	EPA 300.0	53	mg/L	1.0	9/10/2011
Nitrate Nitrogen	EPA 300.0	<1.0	mg/L	1.0	9/10/2011
Nitrite Nitrogen	EPA 300.0	<0.025	mg/L	0.025	9/10/2011
Total Dissolved Solids (TDS)	SM 2540C	120	mg/L	10	9/13/2011
Aluminum	EPA 200.7	<0.045	mg/L	0.045	9/19/2011
Barium	EPA 200.7	<0.010	mg/L	0.010	9/19/2011
Beryllium	EPA 200.7	<0.0010	mg/L	0.0010	9/19/2011
Bismuth	EPA 200.7	<0.10	mg/L	0.10	9/19/2011
Boron	EPA 200.7	<0.10	mg/L	0.10	9/19/2011
Cadmium	EPA 200.7	<0.0010	mg/L	0.0010	9/19/2011
Calcium	EPA 200.7	30	mg/L	0.50	9/19/2011
Chromium	EPA 200.7	<0.0050	mg/L	0.0050	9/19/2011
Cobalt	EPA 200.7	<0.010	mg/L	0.010	9/19/2011
Copper	EPA 200.7	<0.050	mg/L	0.050	9/19/2011
Gallium	EPA 200.7	<0.10	mg/L	0.10	9/19/2011
Iron	EPA 200.7	<0.010	mg/L	0.010	9/19/2011
Lithium	EPA 200.7	<0.10	mg/L	0.10	9/19/2011
Magnesium	EPA 200.7	5.1	mg/L	0.50	9/19/2011
Manganese	EPA 200.7	0.67	mg/L	0.0050	9/19/2011
Molybdenum	EPA 200.7	0.012	mg/L	0.010	9/19/2011
Nickel	EPA 200.7	<0.010	mg/L	0.010	9/19/2011
Phosphorus	EPA 200.7	<0.50	mg/L	0.50	9/19/2011
Potassium	EPA 200.7	2.3	mg/L	0.50	9/19/2011
Scandium	EPA 200.7	<0.10	mg/L	0.10	9/19/2011
Silver	EPA 200.7	<0.0050	mg/L	0.0050	9/19/2011
Sodium	EPA 200.7	0.62	mg/L	0.50	9/19/2011
Strontium	EPA 200.7	0.21	mg/L	0.10	9/19/2011
Tin	EPA 200.7	<0.10	mg/L	0.10	9/19/2011
Titanium	EPA 200.7	<0.10	mg/L	0.10	9/19/2011
Vanadium	EPA 200.7	<0.010	mg/L	0.010	9/19/2011
Zinc	EPA 200.7	<0.010	mg/L	0.010	9/19/2011
Mercury	EPA 200.8	<0.00010	mg/L	0.00010	9/21/2011
Antimony	EPA 200.8	<0.0025	mg/L	0.0025	9/21/2011
Arsenic	EPA 200.8	<0.0050	mg/L	0.0050	9/21/2011
Lead	EPA 200.8	<0.0025	mg/L	0.0025	9/21/2011
Selenium	EPA 200.8	<0.0050	mg/L	0.0050	9/21/2011
Thallium	EPA 200.8	<0.0010	mg/L	0.0010	9/21/2011
Uranium	EPA 200.8	<0.010	mg/L	0.010	9/21/2011
Anions	Calculation	1.98	meq/L	0.10	
Cations	Calculation	2.03	meq/L	0.10	

Customer Sample ID: 604 669 WK:32 **Collect Date/Time:** 9/9/2011 09:00
WETLAB Sample ID: 1109159-006 **Receive Date:** 9/9/2011 15:30

PROFILE II

Parameter	Method	Results	Units	Reporting Limit	Date Analyzed
Error	Calculation	1.2	%	1.0	

Customer Sample ID: 604 673 WK:32 **Collect Date/Time:** 9/9/2011 09:00
WETLAB Sample ID: 1109159-007 **Receive Date:** 9/9/2011 15:30

PROFILE II

Parameter	Method	Results	Units	Reporting Limit	Date Analyzed
pH	SM 4500-H+ B	6.14	pH Units		9/9/2011
Bicarbonate (HCO3)	SM 2320B	<1.0	mg/L	1.0	9/9/2011
Carbonate (CO3)	SM 2320B	<1.0	mg/L	1.0	9/9/2011
Hydroxide (OH)	SM 2320B	<1.0	mg/L	1.0	9/9/2011
Total Alkalinity	SM 2320B	<1.0	mg/L as CaCO3	1.0	9/9/2011
Chloride	EPA 300.0	<1.00	mg/L	1.00	9/10/2011
Fluoride	EPA 300.0	0.55	mg/L	0.10	9/10/2011
Sulfate	EPA 300.0	23	mg/L	1.0	9/10/2011
Nitrate Nitrogen	EPA 300.0	<1.0	mg/L	1.0	9/10/2011
Nitrite Nitrogen	EPA 300.0	<0.025	mg/L	0.025	9/10/2011
Total Dissolved Solids (TDS)	SM 2540C	47	mg/L	10	9/13/2011
Aluminum	EPA 200.7	<0.045	mg/L	0.045	9/19/2011
Barium	EPA 200.7	0.048	mg/L	0.010	9/19/2011
Beryllium	EPA 200.7	<0.0010	mg/L	0.0010	9/19/2011
Bismuth	EPA 200.7	<0.10	mg/L	0.10	9/19/2011
Boron	EPA 200.7	<0.10	mg/L	0.10	9/19/2011
Cadmium	EPA 200.7	<0.0050	mg/L	0.0050	9/20/2011
Calcium	EPA 200.7	7.4	mg/L	0.50	9/19/2011
Chromium	EPA 200.7	<0.0050	mg/L	0.0050	9/19/2011
Cobalt	EPA 200.7	<0.010	mg/L	0.010	9/19/2011
Copper	EPA 200.7	<0.050	mg/L	0.050	9/19/2011
Gallium	EPA 200.7	<0.10	mg/L	0.10	9/19/2011
Iron	EPA 200.7	<0.010	mg/L	0.010	9/19/2011
Lithium	EPA 200.7	<0.10	mg/L	0.10	9/19/2011
Magnesium	EPA 200.7	1.0	mg/L	0.50	9/19/2011
Manganese	EPA 200.7	0.044	mg/L	0.0050	9/19/2011
Molybdenum	EPA 200.7	0.015	mg/L	0.010	9/19/2011
Nickel	EPA 200.7	<0.010	mg/L	0.010	9/19/2011
Phosphorus	EPA 200.7	<0.50	mg/L	0.50	9/19/2011
Potassium	EPA 200.7	1.8	mg/L	0.50	9/19/2011
Scandium	EPA 200.7	<0.10	mg/L	0.10	9/19/2011
Silver	EPA 200.7	<0.0050	mg/L	0.0050	9/19/2011
Sodium	EPA 200.7	0.55	mg/L	0.50	9/19/2011
Strontium	EPA 200.7	<0.10	mg/L	0.10	9/19/2011

Customer Sample ID: 604 673 WK:32 **Collect Date/Time:** 9/9/2011 09:00
WETLAB Sample ID: 1109159-007 **Receive Date:** 9/9/2011 15:30

PROFILE II

Parameter	Method	Results	Units	Reporting Limit	Date Analyzed
Tin	EPA 200.7	<0.10	mg/L	0.10	9/19/2011
Titanium	EPA 200.7	<0.10	mg/L	0.10	9/19/2011
Vanadium	EPA 200.7	<0.010	mg/L	0.010	9/19/2011
Zinc	EPA 200.7	0.017	mg/L	0.010	9/19/2011
Mercury	EPA 200.8	<0.00010	mg/L	0.00010	9/21/2011
Antimony	EPA 200.8	<0.0025	mg/L	0.0025	9/21/2011
Arsenic	EPA 200.8	<0.0050	mg/L	0.0050	9/21/2011
Lead	EPA 200.8	<0.0025	mg/L	0.0025	9/21/2011
Selenium	EPA 200.8	<0.0050	mg/L	0.0050	9/21/2011
Thallium	EPA 200.8	<0.0010	mg/L	0.0010	9/21/2011
Uranium	EPA 200.8	<0.010	mg/L	0.010	9/21/2011
Anions	Calculation	0.51	meq/L	0.10	
Cations	Calculation	0.52	meq/L	0.10	
Error	Calculation	1.5	%	1.0	

Customer Sample ID: 604 767 WK:32 **Collect Date/Time:** 9/9/2011 09:00
WETLAB Sample ID: 1109159-008 **Receive Date:** 9/9/2011 15:30

PROFILE II

Parameter	Method	Results	Units	Reporting Limit	Date Analyzed
pH	SM 4500-H+ B	7.53	pH Units		9/9/2011
Bicarbonate (HCO3)	SM 2320B	38	mg/L	1.0	9/9/2011
Carbonate (CO3)	SM 2320B	<1.0	mg/L	1.0	9/9/2011
Hydroxide (OH)	SM 2320B	<1.0	mg/L	1.0	9/9/2011
Total Alkalinity	SM 2320B	31	mg/L as CaCO3	1.0	9/9/2011
Chloride	EPA 300.0	<1.00	mg/L	1.00	9/10/2011
Fluoride	EPA 300.0	2.3	mg/L	0.10	9/10/2011
Sulfate	EPA 300.0	61	mg/L	1.0	9/10/2011
Nitrate Nitrogen	EPA 300.0	<1.0	mg/L	1.0	9/10/2011
Nitrite Nitrogen	EPA 300.0	<0.025	mg/L	0.025	9/10/2011
Total Dissolved Solids (TDS)	SM 2540C	130	mg/L	10	9/13/2011
Aluminum	EPA 200.7	<0.045	mg/L	0.045	9/19/2011
Barium	EPA 200.7	0.041	mg/L	0.010	9/19/2011
Beryllium	EPA 200.7	<0.0010	mg/L	0.0010	9/19/2011
Bismuth	EPA 200.7	<0.10	mg/L	0.10	9/19/2011
Boron	EPA 200.7	<0.10	mg/L	0.10	9/19/2011
Cadmium	EPA 200.7	<0.0010	mg/L	0.0010	9/19/2011
Calcium	EPA 200.7	27	mg/L	0.50	9/19/2011
Chromium	EPA 200.7	<0.0050	mg/L	0.0050	9/19/2011
Cobalt	EPA 200.7	<0.010	mg/L	0.010	9/19/2011
Copper	EPA 200.7	<0.050	mg/L	0.050	9/19/2011

Customer Sample ID: 604 767 WK:32 **Collect Date/Time:** 9/9/2011 09:00
WETLAB Sample ID: 1109159-008 **Receive Date:** 9/9/2011 15:30

PROFILE II

Parameter	Method	Results	Units	Reporting Limit	Date Analyzed
Gallium	EPA 200.7	<0.10	mg/L	0.10	9/19/2011
Iron	EPA 200.7	<0.010	mg/L	0.010	9/19/2011
Lithium	EPA 200.7	<0.10	mg/L	0.10	9/19/2011
Magnesium	EPA 200.7	7.8	mg/L	0.50	9/19/2011
Manganese	EPA 200.7	0.42	mg/L	0.0050	9/19/2011
Molybdenum	EPA 200.7	<0.010	mg/L	0.010	9/19/2011
Nickel	EPA 200.7	<0.010	mg/L	0.010	9/19/2011
Phosphorus	EPA 200.7	<0.50	mg/L	0.50	9/19/2011
Potassium	EPA 200.7	1.8	mg/L	0.50	9/19/2011
Scandium	EPA 200.7	<0.10	mg/L	0.10	9/19/2011
Silver	EPA 200.7	<0.0050	mg/L	0.0050	9/19/2011
Sodium	EPA 200.7	<0.50	mg/L	0.50	9/19/2011
Strontium	EPA 200.7	0.22	mg/L	0.10	9/19/2011
Tin	EPA 200.7	<0.10	mg/L	0.10	9/19/2011
Titanium	EPA 200.7	<0.10	mg/L	0.10	9/19/2011
Vanadium	EPA 200.7	<0.010	mg/L	0.010	9/19/2011
Zinc	EPA 200.7	0.020	mg/L	0.010	9/19/2011
Mercury	EPA 200.8	<0.00010	mg/L	0.00010	9/21/2011
Antimony	EPA 200.8	<0.0025	mg/L	0.0025	9/21/2011
Arsenic	EPA 200.8	<0.0050	mg/L	0.0050	9/21/2011
Lead	EPA 200.8	<0.0025	mg/L	0.0025	9/21/2011
Selenium	EPA 200.8	<0.0050	mg/L	0.0050	9/21/2011
Thallium	EPA 200.8	<0.0010	mg/L	0.0010	9/21/2011
Uranium	EPA 200.8	0.011	mg/L	0.010	9/21/2011
Anions	Calculation	2.01	meq/L	0.10	
Cations	Calculation	2.05	meq/L	0.10	
Error	Calculation	<1.0	%	1.0	

Customer Sample ID: 604 787 WK:32 **Collect Date/Time:** 9/9/2011 09:00
WETLAB Sample ID: 1109159-009 **Receive Date:** 9/9/2011 15:30

PROFILE II

Parameter	Method	Results	Units	Reporting Limit	Date Analyzed
pH	SM 4500-H+ B	7.79	pH Units		9/9/2011
Bicarbonate (HCO3)	SM 2320B	56	mg/L	1.0	9/9/2011
Carbonate (CO3)	SM 2320B	<1.0	mg/L	1.0	9/9/2011
Hydroxide (OH)	SM 2320B	<1.0	mg/L	1.0	9/9/2011
Total Alkalinity	SM 2320B	46	mg/L as CaCO3	1.0	9/9/2011
Chloride	EPA 300.0	<1.00	mg/L	1.00	9/10/2011
Fluoride	EPA 300.0	1.3	mg/L	0.10	9/10/2011
Sulfate	EPA 300.0	26	mg/L	1.0	9/10/2011

Customer Sample ID: 604 787 WK:32 **Collect Date/Time:** 9/9/2011 09:00

WETLAB Sample ID: 1109159-009 **Receive Date:** 9/9/2011 15:30

PROFILE II

Parameter	Method	Results	Units	Reporting Limit	Date Analyzed
Nitrate Nitrogen	EPA 300.0	<1.0	mg/L	1.0	9/10/2011
Nitrite Nitrogen	EPA 300.0	<0.025	mg/L	0.025	9/10/2011
Total Dissolved Solids (TDS)	SM 2540C	76	mg/L	10	9/13/2011
Aluminum	EPA 200.7	<0.045	mg/L	0.045	9/19/2011
Barium	EPA 200.7	<0.010	mg/L	0.010	9/19/2011
Beryllium	EPA 200.7	<0.0010	mg/L	0.0010	9/19/2011
Bismuth	EPA 200.7	<0.10	mg/L	0.10	9/19/2011
Boron	EPA 200.7	<0.10	mg/L	0.10	9/19/2011
Cadmium	EPA 200.7	<0.0010	mg/L	0.0010	9/19/2011
Calcium	EPA 200.7	23	mg/L	0.50	9/19/2011
Chromium	EPA 200.7	<0.0050	mg/L	0.0050	9/19/2011
Cobalt	EPA 200.7	<0.010	mg/L	0.010	9/19/2011
Copper	EPA 200.7	<0.050	mg/L	0.050	9/19/2011
Gallium	EPA 200.7	<0.10	mg/L	0.10	9/19/2011
Iron	EPA 200.7	<0.010	mg/L	0.010	9/19/2011
Lithium	EPA 200.7	<0.10	mg/L	0.10	9/19/2011
Magnesium	EPA 200.7	4.0	mg/L	0.50	9/19/2011
Manganese	EPA 200.7	0.065	mg/L	0.0050	9/19/2011
Molybdenum	EPA 200.7	0.023	mg/L	0.010	9/19/2011
Nickel	EPA 200.7	<0.010	mg/L	0.010	9/19/2011
Phosphorus	EPA 200.7	<0.50	mg/L	0.50	9/19/2011
Potassium	EPA 200.7	1.4	mg/L	0.50	9/19/2011
Scandium	EPA 200.7	<0.10	mg/L	0.10	9/19/2011
Silver	EPA 200.7	<0.0050	mg/L	0.0050	9/19/2011
Sodium	EPA 200.7	<0.50	mg/L	0.50	9/19/2011
Strontium	EPA 200.7	0.16	mg/L	0.10	9/19/2011
Tin	EPA 200.7	<0.10	mg/L	0.10	9/19/2011
Titanium	EPA 200.7	<0.10	mg/L	0.10	9/19/2011
Vanadium	EPA 200.7	<0.010	mg/L	0.010	9/19/2011
Zinc	EPA 200.7	<0.010	mg/L	0.010	9/19/2011
Mercury	EPA 200.8	<0.00010	mg/L	0.00010	9/21/2011
Antimony	EPA 200.8	<0.0025	mg/L	0.0025	9/21/2011
Arsenic	EPA 200.8	<0.0050	mg/L	0.0050	9/21/2011
Lead	EPA 200.8	<0.0025	mg/L	0.0025	9/21/2011
Selenium	EPA 200.8	<0.0050	mg/L	0.0050	9/21/2011
Thallium	EPA 200.8	<0.0010	mg/L	0.0010	9/21/2011
Uranium	EPA 200.8	0.026	mg/L	0.010	9/21/2011
Anions	Calculation	1.53	meq/L	0.10	
Cations	Calculation	1.52	meq/L	0.10	
Error	Calculation	<1.0	%	1.0	

Customer Sample ID: 604 811 WK:32 **Collect Date/Time:** 9/9/2011 09:00

WETLAB Sample ID: 1109159-010 **Receive Date:** 9/9/2011 15:30

PROFILE II

Parameter	Method	Results	Units	Reporting Limit	Date Analyzed
pH	SM 4500-H+ B	8.13	pH Units		9/9/2011
Bicarbonate (HCO3)	SM 2320B	110	mg/L	1.0	9/9/2011
Carbonate (CO3)	SM 2320B	<1.0	mg/L	1.0	9/9/2011
Hydroxide (OH)	SM 2320B	<1.0	mg/L	1.0	9/9/2011
Total Alkalinity	SM 2320B	89	mg/L as CaCO3	1.0	9/9/2011
Chloride	EPA 300.0	<1.00	mg/L	1.00	9/10/2011
Fluoride	EPA 300.0	2.3	mg/L	0.10	9/10/2011
Sulfate	EPA 300.0	25	mg/L	1.0	9/10/2011
Nitrate Nitrogen	EPA 300.0	<1.0	mg/L	1.0	9/10/2011
Nitrite Nitrogen	EPA 300.0	<0.025	mg/L	0.025	9/10/2011
Total Dissolved Solids (TDS)	SM 2540C	120	mg/L	10	9/13/2011
Aluminum	EPA 200.7	<0.045	mg/L	0.045	9/19/2011
Barium	EPA 200.7	<0.010	mg/L	0.010	9/19/2011
Beryllium	EPA 200.7	<0.0010	mg/L	0.0010	9/19/2011
Bismuth	EPA 200.7	<0.10	mg/L	0.10	9/19/2011
Boron	EPA 200.7	<0.10	mg/L	0.10	9/19/2011
Cadmium	EPA 200.7	<0.0010	mg/L	0.0010	9/19/2011
Calcium	EPA 200.7	35	mg/L	0.50	9/19/2011
Chromium	EPA 200.7	<0.0050	mg/L	0.0050	9/19/2011
Cobalt	EPA 200.7	<0.010	mg/L	0.010	9/19/2011
Copper	EPA 200.7	<0.050	mg/L	0.050	9/19/2011
Gallium	EPA 200.7	<0.10	mg/L	0.10	9/19/2011
Iron	EPA 200.7	<0.010	mg/L	0.010	9/19/2011
Lithium	EPA 200.7	<0.10	mg/L	0.10	9/19/2011
Magnesium	EPA 200.7	8.8	mg/L	0.50	9/19/2011
Manganese	EPA 200.7	0.042	mg/L	0.0050	9/19/2011
Molybdenum	EPA 200.7	0.010	mg/L	0.010	9/19/2011
Nickel	EPA 200.7	<0.010	mg/L	0.010	9/19/2011
Phosphorus	EPA 200.7	<0.50	mg/L	0.50	9/19/2011
Potassium	EPA 200.7	1.2	mg/L	0.50	9/19/2011
Scandium	EPA 200.7	<0.10	mg/L	0.10	9/19/2011
Silver	EPA 200.7	<0.0050	mg/L	0.0050	9/19/2011
Sodium	EPA 200.7	<0.50	mg/L	0.50	9/19/2011
Strontium	EPA 200.7	0.36	mg/L	0.10	9/19/2011
Tin	EPA 200.7	<0.10	mg/L	0.10	9/19/2011
Titanium	EPA 200.7	<0.10	mg/L	0.10	9/19/2011
Vanadium	EPA 200.7	<0.010	mg/L	0.010	9/19/2011
Zinc	EPA 200.7	<0.010	mg/L	0.010	9/19/2011
Mercury	EPA 200.8	<0.00010	mg/L	0.00010	9/21/2011
Antimony	EPA 200.8	<0.0025	mg/L	0.0025	9/21/2011
Arsenic	EPA 200.8	<0.0050	mg/L	0.0050	9/21/2011

Customer Sample ID: 604 811 WK:32 **Collect Date/Time:** 9/9/2011 09:00
WETLAB Sample ID: 1109159-010 **Receive Date:** 9/9/2011 15:30

PROFILE II

Parameter	Method	Results	Units	Reporting Limit	Date Analyzed
Lead	EPA 200.8	<0.0025	mg/L	0.0025	9/21/2011
Selenium	EPA 200.8	<0.0050	mg/L	0.0050	9/21/2011
Thallium	EPA 200.8	<0.0010	mg/L	0.0010	9/21/2011
Uranium	EPA 200.8	0.010	mg/L	0.010	9/21/2011
Anions	Calculation	2.44	meq/L	0.10	
Cations	Calculation	2.50	meq/L	0.10	
Error	Calculation	1.2	%	1.0	

Customer Sample ID: 604 854 WK:32 **Collect Date/Time:** 9/9/2011 09:00
WETLAB Sample ID: 1109159-011 **Receive Date:** 9/9/2011 15:30

PROFILE II

Parameter	Method	Results	Units	Reporting Limit	Date Analyzed
pH	SM 4500-H+ B	7.57	pH Units		9/9/2011
Bicarbonate (HCO3)	SM 2320B	41	mg/L	1.0	9/9/2011
Carbonate (CO3)	SM 2320B	<1.0	mg/L	1.0	9/9/2011
Hydroxide (OH)	SM 2320B	<1.0	mg/L	1.0	9/9/2011
Total Alkalinity	SM 2320B	34	mg/L as CaCO3	1.0	9/9/2011
Chloride	EPA 300.0	<1.00	mg/L	1.00	9/10/2011
Fluoride	EPA 300.0	2.2	mg/L	0.10	9/10/2011
Sulfate	EPA 300.0	49	mg/L	1.0	9/10/2011
Nitrate Nitrogen	EPA 300.0	<1.0	mg/L	1.0	9/10/2011
Nitrite Nitrogen	EPA 300.0	<0.025	mg/L	0.025	9/10/2011
Total Dissolved Solids (TDS)	SM 2540C	110	mg/L	10	9/13/2011
Aluminum	EPA 200.7	<0.045	mg/L	0.045	9/19/2011
Barium	EPA 200.7	0.030	mg/L	0.010	9/19/2011
Beryllium	EPA 200.7	<0.0010	mg/L	0.0010	9/19/2011
Bismuth	EPA 200.7	<0.10	mg/L	0.10	9/19/2011
Boron	EPA 200.7	<0.10	mg/L	0.10	9/19/2011
Cadmium	EPA 200.7	<0.0010	mg/L	0.0010	9/19/2011
Calcium	EPA 200.7	25	mg/L	0.50	9/19/2011
Chromium	EPA 200.7	<0.0050	mg/L	0.0050	9/19/2011
Cobalt	EPA 200.7	<0.010	mg/L	0.010	9/19/2011
Copper	EPA 200.7	<0.050	mg/L	0.050	9/19/2011
Gallium	EPA 200.7	<0.10	mg/L	0.10	9/19/2011
Iron	EPA 200.7	<0.010	mg/L	0.010	9/19/2011
Lithium	EPA 200.7	<0.10	mg/L	0.10	9/19/2011
Magnesium	EPA 200.7	5.5	mg/L	0.50	9/19/2011
Manganese	EPA 200.7	0.088	mg/L	0.0050	9/19/2011
Molybdenum	EPA 200.7	0.040	mg/L	0.010	9/19/2011
Nickel	EPA 200.7	<0.010	mg/L	0.010	9/19/2011

Customer Sample ID: 604 854 WK:32 **Collect Date/Time:** 9/9/2011 09:00
WETLAB Sample ID: 1109159-011 **Receive Date:** 9/9/2011 15:30

PROFILE II

Parameter	Method	Results	Units	Reporting Limit	Date Analyzed
Phosphorus	EPA 200.7	<0.50	mg/L	0.50	9/19/2011
Potassium	EPA 200.7	1.8	mg/L	0.50	9/19/2011
Scandium	EPA 200.7	<0.10	mg/L	0.10	9/19/2011
Silver	EPA 200.7	<0.0050	mg/L	0.0050	9/19/2011
Sodium	EPA 200.7	<0.50	mg/L	0.50	9/19/2011
Strontium	EPA 200.7	0.16	mg/L	0.10	9/19/2011
Tin	EPA 200.7	<0.10	mg/L	0.10	9/19/2011
Titanium	EPA 200.7	<0.10	mg/L	0.10	9/19/2011
Vanadium	EPA 200.7	<0.010	mg/L	0.010	9/19/2011
Zinc	EPA 200.7	<0.010	mg/L	0.010	9/19/2011
Mercury	EPA 200.8	<0.00010	mg/L	0.00010	9/21/2011
Antimony	EPA 200.8	<0.0025	mg/L	0.0025	9/21/2011
Arsenic	EPA 200.8	<0.0050	mg/L	0.0050	9/21/2011
Lead	EPA 200.8	<0.0025	mg/L	0.0025	9/21/2011
Selenium	EPA 200.8	<0.0050	mg/L	0.0050	9/21/2011
Thallium	EPA 200.8	<0.0010	mg/L	0.0010	9/21/2011
Uranium	EPA 200.8	<0.010	mg/L	0.010	9/21/2011
Anions	Calculation	1.81	meq/L	0.10	
Cations	Calculation	1.75	meq/L	0.10	
Error	Calculation	1.6	%	1.0	

Customer Sample ID: 604 862 WK:32 **Collect Date/Time:** 9/9/2011 09:00
WETLAB Sample ID: 1109159-012 **Receive Date:** 9/9/2011 15:30

PROFILE II

Parameter	Method	Results	Units	Reporting Limit	Date Analyzed
pH	SM 4500-H+ B	8.14	pH Units		9/9/2011
Bicarbonate (HCO3)	SM 2320B	280	mg/L	1.0	9/9/2011
Carbonate (CO3)	SM 2320B	<1.0	mg/L	1.0	9/9/2011
Hydroxide (OH)	SM 2320B	<1.0	mg/L	1.0	9/9/2011
Total Alkalinity	SM 2320B	230	mg/L as CaCO3	1.0	9/9/2011
Chloride	EPA 300.0	<1.00	mg/L	1.00	9/10/2011
Fluoride	EPA 300.0	2.6	mg/L	0.10	9/10/2011
Sulfate	EPA 300.0	17	mg/L	1.0	9/10/2011
Nitrate Nitrogen	EPA 300.0	<1.0	mg/L	1.0	9/10/2011
Nitrite Nitrogen	EPA 300.0	<0.025	mg/L	0.025	9/10/2011
Total Dissolved Solids (TDS)	SM 2540C	260	mg/L	10	9/13/2011
Aluminum	EPA 200.7	<0.045	mg/L	0.045	9/20/2011
Barium	EPA 200.7	0.014	mg/L	0.010	9/20/2011
Beryllium	EPA 200.7	<0.0010	mg/L	0.0010	9/20/2011
Bismuth	EPA 200.7	<0.10	mg/L	0.10	9/20/2011

Customer Sample ID: 604 862 WK:32 **Collect Date/Time:** 9/9/2011 09:00
WETLAB Sample ID: 1109159-012 **Receive Date:** 9/9/2011 15:30

PROFILE II

Parameter	Method	Results	Units	Reporting Limit	Date Analyzed
Boron	EPA 200.7	<0.10	mg/L	0.10	9/20/2011
Cadmium	EPA 200.7	<0.0010	mg/L	0.0010	9/20/2011
Calcium	EPA 200.7	80	mg/L	0.50	9/20/2011
Chromium	EPA 200.7	<0.0050	mg/L	0.0050	9/20/2011
Cobalt	EPA 200.7	<0.010	mg/L	0.010	9/20/2011
Copper	EPA 200.7	<0.050	mg/L	0.050	9/20/2011
Gallium	EPA 200.7	<0.10	mg/L	0.10	9/20/2011
Iron	EPA 200.7	<0.010	mg/L	0.010	9/20/2011
Lithium	EPA 200.7	<0.10	mg/L	0.10	9/20/2011
Magnesium	EPA 200.7	11	mg/L	0.50	9/20/2011
Manganese	EPA 200.7	0.078	mg/L	0.0050	9/20/2011
Molybdenum	EPA 200.7	<0.010	mg/L	0.010	9/20/2011
Nickel	EPA 200.7	<0.010	mg/L	0.010	9/20/2011
Phosphorus	EPA 200.7	<0.50	mg/L	0.50	9/20/2011
Potassium	EPA 200.7	1.5	mg/L	0.50	9/20/2011
Scandium	EPA 200.7	<0.10	mg/L	0.10	9/20/2011
Silver	EPA 200.7	<0.0050	mg/L	0.0050	9/20/2011
Sodium	EPA 200.7	0.53	mg/L	0.50	9/20/2011
Strontium	EPA 200.7	0.83	mg/L	0.10	9/20/2011
Tin	EPA 200.7	<0.10	mg/L	0.10	9/20/2011
Titanium	EPA 200.7	<0.10	mg/L	0.10	9/20/2011
Vanadium	EPA 200.7	0.012	mg/L	0.010	9/20/2011
Zinc	EPA 200.7	<0.010	mg/L	0.010	9/20/2011
Mercury	EPA 200.8	<0.00010	mg/L	0.00010	9/21/2011
Antimony	EPA 200.8	<0.0025	mg/L	0.0025	9/21/2011
Arsenic	EPA 200.8	<0.0050	mg/L	0.0050	9/21/2011
Lead	EPA 200.8	<0.0025	mg/L	0.0025	9/21/2011
Selenium	EPA 200.8	<0.0050	mg/L	0.0050	9/21/2011
Thallium	EPA 200.8	<0.0010	mg/L	0.0010	9/21/2011
Uranium	EPA 200.8	<0.010	mg/L	0.010	9/21/2011
Anions	Calculation	5.08	meq/L	0.10	
Cations	Calculation	4.96	meq/L	0.10	
Error	Calculation	1.2	%	1.0	

Customer Sample ID: 604 867 WK:32 **Collect Date/Time:** 9/9/2011 09:00
WETLAB Sample ID: 1109159-013 **Receive Date:** 9/9/2011 15:30

PROFILE II

Parameter	Method	Results	Units	Reporting Limit	Date Analyzed
pH	SM 4500-H+ B	7.71	pH Units		9/9/2011
Bicarbonate (HCO3)	SM 2320B	73	mg/L	1.0	9/9/2011

Customer Sample ID: 604 867 WK:32 **Collect Date/Time:** 9/9/2011 09:00

WETLAB Sample ID: 1109159-013 **Receive Date:** 9/9/2011 15:30

PROFILE II

Parameter	Method	Results	Units	Reporting Limit	Date Aualyzed
Carbonate (CO3)	SM 2320B	<1.0	mg/L	1.0	9/9/2011
Hydroxide (OH)	SM 2320B	<1.0	mg/L	1.0	9/9/2011
Total Alkalinity	SM 2320B	60	mg/L as CaCO3	1.0	9/9/2011
Chloride	EPA 300.0	<1.00	mg/L	1.00	9/10/2011
Fluoride	EPA 300.0	1.8	mg/L	0.10	9/10/2011
Sulfate	EPA 300.0	140	mg/L	1.0	9/10/2011
Nitrate Nitrogen	EPA 300.0	<1.0	mg/L	1.0	9/10/2011
Nitrite Nitrogen	EPA 300.0	<0.025	mg/L	0.025	9/10/2011
Total Dissolved Solids (TDS)	SM 2540C	290	mg/L	10	9/13/2011
Aluminum	EPA 200.7	<0.045	mg/L	0.045	9/20/2011
Barium	EPA 200.7	0.017	mg/L	0.010	9/20/2011
Beryllium	EPA 200.7	<0.0010	mg/L	0.0010	9/20/2011
Bismuth	EPA 200.7	<0.10	mg/L	0.10	9/20/2011
Boron	EPA 200.7	<0.10	mg/L	0.10	9/20/2011
Cadmium	EPA 200.7	<0.0010	mg/L	0.0010	9/20/2011
Calcium	EPA 200.7	71	mg/L	0.50	9/20/2011
Chromium	EPA 200.7	<0.0050	mg/L	0.0050	9/20/2011
Cobalt	EPA 200.7	<0.010	mg/L	0.010	9/20/2011
Copper	EPA 200.7	0.060	mg/L	0.050	9/20/2011
Gallium	EPA 200.7	<0.10	mg/L	0.10	9/20/2011
Iron	EPA 200.7	<0.010	mg/L	0.010	9/20/2011
Lithium	EPA 200.7	<0.10	mg/L	0.10	9/20/2011
Magnesium	EPA 200.7	4.0	mg/L	0.50	9/20/2011
Manganese	EPA 200.7	0.071	mg/L	0.0050	9/20/2011
Molybdenum	EPA 200.7	<0.010	mg/L	0.010	9/20/2011
Nickel	EPA 200.7	<0.010	mg/L	0.010	9/20/2011
Phosphorus	EPA 200.7	<0.50	mg/L	0.50	9/20/2011
Potassium	EPA 200.7	1.6	mg/L	0.50	9/20/2011
Scandium	EPA 200.7	<0.10	mg/L	0.10	9/20/2011
Silver	EPA 200.7	<0.0050	mg/L	0.0050	9/20/2011
Sodium	EPA 200.7	<0.50	mg/L	0.50	9/20/2011
Strontium	EPA 200.7	0.31	mg/L	0.10	9/20/2011
Tin	EPA 200.7	<0.10	mg/L	0.10	9/20/2011
Titanium	EPA 200.7	<0.10	mg/L	0.10	9/20/2011
Vanadium	EPA 200.7	<0.010	mg/L	0.010	9/20/2011
Zinc	EPA 200.7	<0.010	mg/L	0.010	9/20/2011
Mercury	EPA 200.8	<0.00010	mg/L	0.00010	9/21/2011
Antimony	EPA 200.8	<0.0025	mg/L	0.0025	9/21/2011
Arsenic	EPA 200.8	<0.0050	mg/L	0.0050	9/21/2011
Lead	EPA 200.8	<0.0025	mg/L	0.0025	9/21/2011
Selenium	EPA 200.8	<0.0050	mg/L	0.0050	9/21/2011

Customer Sample ID: 604 867 WK:32 **Collect Date/Time:** 9/9/2011 09:00
WETLAB Sample ID: 1109159-013 **Receive Date:** 9/9/2011 15:30

PROFILE II

Parameter	Method	Results	Units	Reporting Limit	Date Analyzed
Thallium	EPA 200.8	<0.0010	mg/L	0.0010	9/21/2011
Uranium	EPA 200.8	<0.010	mg/L	0.010	9/21/2011
Anions	Calculation	4.21	meq/L	0.10	
Cations	Calculation	3.92	meq/L	0.10	
Error	Calculation	3.6	%	1.0	

Customer Sample ID: 605 033 WK:32 **Collect Date/Time:** 9/9/2011 09:00
WETLAB Sample ID: 1109159-014 **Receive Date:** 9/9/2011 15:30

PROFILE II

Parameter	Method	Results	Units	Reporting Limit	Date Analyzed
pH	SM 4500-H+ B	7.67	pH Units		9/9/2011
Bicarbonate (HCO3)	SM 2320B	46	mg/L	1.0	9/9/2011
Carbonate (CO3)	SM 2320B	<1.0	mg/L	1.0	9/9/2011
Hydroxide (OH)	SM 2320B	<1.0	mg/L	1.0	9/9/2011
Total Alkalinity	SM 2320B	38	mg/L as CaCO3	1.0	9/9/2011
Chloride	EPA 300.0	<1.00	mg/L	1.00	9/10/2011
Fluoride	EPA 300.0	1.7	mg/L	0.10	9/10/2011
Sulfate	EPA 300.0	25	mg/L	1.0	9/10/2011
Nitrate Nitrogen	EPA 300.0	<1.0	mg/L	1.0	9/10/2011
Nitrite Nitrogen	EPA 300.0	<0.025	mg/L	0.025	9/10/2011
Total Dissolved Solids (TDS)	SM 2540C	88	mg/L	10	9/13/2011
Aluminum	EPA 200.7	0.058	mg/L	0.045	9/20/2011
Barium	EPA 200.7	0.014	mg/L	0.010	9/20/2011
Beryllium	EPA 200.7	<0.0010	mg/L	0.0010	9/20/2011
Bismuth	EPA 200.7	<0.10	mg/L	0.10	9/20/2011
Boron	EPA 200.7	<0.10	mg/L	0.10	9/20/2011
Cadmium	EPA 200.7	<0.0010	mg/L	0.0010	9/20/2011
Calcium	EPA 200.7	22	mg/L	0.50	9/20/2011
Chromium	EPA 200.7	<0.0050	mg/L	0.0050	9/20/2011
Cobalt	EPA 200.7	<0.010	mg/L	0.010	9/20/2011
Copper	EPA 200.7	<0.050	mg/L	0.050	9/20/2011
Gallium	EPA 200.7	<0.10	mg/L	0.10	9/20/2011
Iron	EPA 200.7	<0.010	mg/L	0.010	9/20/2011
Lithium	EPA 200.7	<0.10	mg/L	0.10	9/20/2011
Magnesium	EPA 200.7	1.3	mg/L	0.50	9/20/2011
Manganese	EPA 200.7	0.053	mg/L	0.0050	9/20/2011
Molybdenum	EPA 200.7	0.014	mg/L	0.010	9/20/2011
Nickel	EPA 200.7	<0.010	mg/L	0.010	9/20/2011
Phosphorus	EPA 200.7	<0.50	mg/L	0.50	9/20/2011
Potassium	EPA 200.7	1.4	mg/L	0.50	9/20/2011

Customer Sample ID: 605 033 WK:32 **Collect Date/Time:** 9/9/2011 09:00
WETLAB Sample ID: 1109159-014 **Receive Date:** 9/9/2011 15:30

PROFILE II

Parameter	Method	Results	Units	Reporting Limit	Date Analyzed
Scandium	EPA 200.7	<0.10	mg/L	0.10	9/20/2011
Silver	EPA 200.7	<0.0050	mg/L	0.0050	9/20/2011
Sodium	EPA 200.7	0.63	mg/L	0.50	9/20/2011
Strontium	EPA 200.7	0.15	mg/L	0.10	9/20/2011
Tin	EPA 200.7	<0.10	mg/L	0.10	9/20/2011
Titanium	EPA 200.7	<0.10	mg/L	0.10	9/20/2011
Vanadium	EPA 200.7	<0.010	mg/L	0.010	9/20/2011
Zinc	EPA 200.7	<0.010	mg/L	0.010	9/20/2011
Mercury	EPA 200.8	<0.00010	mg/L	0.00010	9/21/2011
Antimony	EPA 200.8	<0.0025	mg/L	0.0025	9/21/2011
Arsenic	EPA 200.8	<0.0050	mg/L	0.0050	9/21/2011
Lead	EPA 200.8	<0.0025	mg/L	0.0025	9/21/2011
Selenium	EPA 200.8	<0.0050	mg/L	0.0050	9/21/2011
Thallium	EPA 200.8	<0.0010	mg/L	0.0010	9/21/2011
Uranium	EPA 200.8	<0.010	mg/L	0.010	9/21/2011
Anions	Calculation	1.36	meq/L	0.10	
Cations	Calculation	1.28	meq/L	0.10	
Error	Calculation	3.3	%	1.0	

Customer Sample ID: 605 153 WK:32 **Collect Date/Time:** 9/9/2011 09:00
WETLAB Sample ID: 1109159-015 **Receive Date:** 9/9/2011 15:30

PROFILE II

Parameter	Method	Results	Units	Reporting Limit	Date Analyzed
pH	SM 4500-H+ B	7.68	pH Units		9/9/2011
Bicarbonate (HCO3)	SM 2320B	40	mg/L	1.0	9/9/2011
Carbonate (CO3)	SM 2320B	<1.0	mg/L	1.0	9/9/2011
Hydroxide (OH)	SM 2320B	<1.0	mg/L	1.0	9/9/2011
Total Alkalinity	SM 2320B	32	mg/L as CaCO3	1.0	9/9/2011
Chloride	EPA 300.0	<1.00	mg/L	1.00	9/10/2011
Fluoride	EPA 300.0	1.2	mg/L	0.10	9/10/2011
Sulfate	EPA 300.0	12	mg/L	1.0	9/10/2011
Nitrate Nitrogen	EPA 300.0	<1.0	mg/L	1.0	9/10/2011
Nitrite Nitrogen	EPA 300.0	<0.025	mg/L	0.025	9/10/2011
Total Dissolved Solids (TDS)	SM 2540C	67	mg/L	10	9/13/2011
Aluminum	EPA 200.7	0.069	mg/L	0.045	9/20/2011
Barium	EPA 200.7	0.094	mg/L	0.010	9/20/2011
Beryllium	EPA 200.7	<0.0010	mg/L	0.0010	9/20/2011
Bismuth	EPA 200.7	<0.10	mg/L	0.10	9/20/2011
Boron	EPA 200.7	<0.10	mg/L	0.10	9/20/2011
Cadmium	EPA 200.7	<0.0010	mg/L	0.0010	9/20/2011

Customer Sample ID: 605 153 WK:32 **Collect Date/Time:** 9/9/2011 09:00
WETLAB Sample ID: 1109159-015 **Receive Date:** 9/9/2011 15:30

PROFILE II

Parameter	Method	Results	Units	Reporting Limit	Date Analyzed
Calcium	EPA 200.7	14	mg/L	0.50	9/20/2011
Chromium	EPA 200.7	<0.0050	mg/L	0.0050	9/20/2011
Cobalt	EPA 200.7	<0.010	mg/L	0.010	9/20/2011
Copper	EPA 200.7	<0.050	mg/L	0.050	9/20/2011
Gallium	EPA 200.7	<0.10	mg/L	0.10	9/20/2011
Iron	EPA 200.7	<0.010	mg/L	0.010	9/20/2011
Lithium	EPA 200.7	<0.10	mg/L	0.10	9/20/2011
Magnesium	EPA 200.7	1.5	mg/L	0.50	9/20/2011
Manganese	EPA 200.7	0.022	mg/L	0.0050	9/20/2011
Molybdenum	EPA 200.7	<0.010	mg/L	0.010	9/20/2011
Nickel	EPA 200.7	<0.010	mg/L	0.010	9/20/2011
Phosphorus	EPA 200.7	<0.50	mg/L	0.50	9/20/2011
Potassium	EPA 200.7	1.4	mg/L	0.50	9/20/2011
Scandium	EPA 200.7	<0.10	mg/L	0.10	9/20/2011
Silver	EPA 200.7	<0.0050	mg/L	0.0050	9/20/2011
Sodium	EPA 200.7	0.56	mg/L	0.50	9/20/2011
Strontium	EPA 200.7	0.77	mg/L	0.10	9/20/2011
Tin	EPA 200.7	<0.10	mg/L	0.10	9/20/2011
Titanium	EPA 200.7	<0.10	mg/L	0.10	9/20/2011
Vanadium	EPA 200.7	<0.010	mg/L	0.010	9/20/2011
Zinc	EPA 200.7	<0.010	mg/L	0.010	9/20/2011
Mercury	EPA 200.8	<0.00010	mg/L	0.00010	9/21/2011
Antimony	EPA 200.8	<0.0025	mg/L	0.0025	9/21/2011
Arsenic	EPA 200.8	<0.0050	mg/L	0.0050	9/21/2011
Lead	EPA 200.8	<0.0025	mg/L	0.0025	9/21/2011
Selenium	EPA 200.8	<0.0050	mg/L	0.0050	9/21/2011
Thallium	EPA 200.8	<0.0010	mg/L	0.0010	9/21/2011
Uranium	EPA 200.8	<0.010	mg/L	0.010	9/21/2011
Anions	Calculation	0.97	meq/L	0.10	
Cations	Calculation	0.89	meq/L	0.10	
Error	Calculation	4.2	%	1.0	

Customer Sample ID: SRK 0854 WK:32 **Collect Date/Time:** 9/9/2011 09:00
WETLAB Sample ID: 1109159-016 **Receive Date:** 9/9/2011 15:30

PROFILE II

Parameter	Method	Results	Units	Reporting Limit	Date Analyzed
pH	SM 4500-H+ B	4.78	pH Units		9/9/2011
Bicarbonate (HCO3)	SM 2320B	<1.0	mg/L	1.0	9/9/2011
Carbonate (CO3)	SM 2320B	<1.0	mg/L	1.0	9/9/2011
Hydroxide (OH)	SM 2320B	<1.0	mg/L	1.0	9/9/2011

Customer Sample ID: SRK 0854 WK:32 **Collect Date/Time:** 9/9/2011 09:00

WETLAB Sample ID: 1109159-016 **Receive Date:** 9/9/2011 15:30

PROFILE II

Parameter	Method	Results	Units	Reporting Limit	Date Analyzed
Total Alkalinity	SM 2320B	<1.0	mg/L as CaCO3	1.0	9/9/2011
Chloride	EPA 300.0	<1.00	mg/L	1.00	9/10/2011
Fluoride	EPA 300.0	0.26	mg/L	0.10	9/10/2011
Sulfate	EPA 300.0	120	mg/L	1.0	9/10/2011
Nitrate Nitrogen	EPA 300.0	<1.0	mg/L	1.0	9/10/2011
Nitrite Nitrogen	EPA 300.0	<0.025	mg/L	0.025	9/10/2011
Total Dissolved Solids (TDS)	SM 2540C	190	mg/L	10	9/13/2011
Aluminum	EPA 200.7	0.14	mg/L	0.045	9/20/2011
Barium	EPA 200.7	0.013	mg/L	0.010	9/20/2011
Beryllium	EPA 200.7	<0.0010	mg/L	0.0010	9/20/2011
Bismuth	EPA 200.7	<0.10	mg/L	0.10	9/20/2011
Boron	EPA 200.7	<0.10	mg/L	0.10	9/20/2011
Cadmium	EPA 200.7	0.0031	mg/L	0.0010	9/20/2011
Calcium	EPA 200.7	15	mg/L	0.50	9/20/2011
Chromium	EPA 200.7	<0.0050	mg/L	0.0050	9/20/2011
Cobalt	EPA 200.7	<0.010	mg/L	0.010	9/20/2011
Copper	EPA 200.7	48	mg/L	0.050	9/20/2011
Gallium	EPA 200.7	<0.10	mg/L	0.10	9/20/2011
Iron	EPA 200.7	0.012	mg/L	0.010	9/20/2011
Lithium	EPA 200.7	<0.10	mg/L	0.10	9/20/2011
Magnesium	EPA 200.7	0.89	mg/L	0.50	9/20/2011
Manganese	EPA 200.7	0.24	mg/L	0.0050	9/20/2011
Molybdenum	EPA 200.7	<0.010	mg/L	0.010	9/20/2011
Nickel	EPA 200.7	<0.010	mg/L	0.010	9/20/2011
Phosphorus	EPA 200.7	<0.50	mg/L	0.50	9/20/2011
Potassium	EPA 200.7	0.86	mg/L	0.50	9/20/2011
Scandium	EPA 200.7	<0.10	mg/L	0.10	9/20/2011
Silver	EPA 200.7	<0.0050	mg/L	0.0050	9/20/2011
Sodium	EPA 200.7	<0.50	mg/L	0.50	9/20/2011
Strontium	EPA 200.7	<0.10	mg/L	0.10	9/20/2011
Tin	EPA 200.7	<0.10	mg/L	0.10	9/20/2011
Titanium	EPA 200.7	<0.10	mg/L	0.10	9/20/2011
Vanadium	EPA 200.7	<0.010	mg/L	0.010	9/20/2011
Zinc	EPA 200.7	0.24	mg/L	0.010	9/20/2011
Mercury	EPA 200.8	<0.00010	mg/L	0.00010	9/21/2011
Antimony	EPA 200.8	<0.0025	mg/L	0.0025	9/21/2011
Arsenic	EPA 200.8	<0.010	mg/L	0.010	9/22/2011
Lead	EPA 200.8	0.0074	mg/L	0.0025	9/21/2011
Selenium	EPA 200.8	<0.010	mg/L	0.010	9/22/2011
Thallium	EPA 200.8	<0.0010	mg/L	0.0010	9/21/2011
Uranium	EPA 200.8	<0.010	mg/L	0.010	9/21/2011

Customer Sample ID: SRK 0854 WK:32 **Collect Date/Time:** 9/9/2011 09:00
WETLAB Sample ID: 1109159-016 **Receive Date:** 9/9/2011 15:30

PROFILE II

Parameter	Method	Results	Units	Reporting Limit	Date Analyzed
Anions	Calculation	2.51	meq/L	0.10	
Cations	Calculation	2.39	meq/L	0.10	
Error	Calculation	2.6	%	1.0	

Customer Sample ID: SRK 0858 WK:32 **Collect Date/Time:** 9/9/2011 09:00
WETLAB Sample ID: 1109159-017 **Receive Date:** 9/9/2011 15:30

PROFILE II

Parameter	Method	Results	Units	Reporting Limit	Date Analyzed
pH	SM 4500-H+ B	2.67	pH Units		9/9/2011
Acidity (Titrimetric)	SM 2310B	310	mg/L as CaCO3		9/9/2011
Chloride	EPA 300.0	<1.00	mg/L	1.00	9/10/2011
Fluoride	EPA 300.0	0.44	mg/L	0.10	9/10/2011
Sulfate	EPA 300.0	400	mg/L	5.0	9/28/2011
Nitrate Nitrogen	EPA 300.0	<1.0	mg/L	1.0	9/10/2011
Nitrite Nitrogen	EPA 300.0	<0.025	mg/L	0.025	9/10/2011
Sulfate (as calculated from S)	Calc.	340	mg/L	1.0	9/30/2011
Total Dissolved Solids (TDS)	SM 2540C	300	mg/L	10	9/13/2011
Sulfur	EPA 200.7	110	mg/L	50	9/30/2011
Aluminum	EPA 200.7	9.5	mg/L	0.045	9/20/2011
Barium	EPA 200.7	<0.010	mg/L	0.010	9/20/2011
Beryllium	EPA 200.7	<0.0010	mg/L	0.0010	9/20/2011
Bismuth	EPA 200.7	<0.10	mg/L	0.10	9/20/2011
Boron	EPA 200.7	<0.10	mg/L	0.10	9/20/2011
Cadmium	EPA 200.7	0.0036	mg/L	0.0010	9/20/2011
Calcium	EPA 200.7	4.3	mg/L	0.50	9/20/2011
Chromium	EPA 200.7	0.022	mg/L	0.0050	9/20/2011
Cobalt	EPA 200.7	0.045	mg/L	0.010	9/20/2011
Copper	EPA 200.7	11	mg/L	0.050	9/20/2011
Gallium	EPA 200.7	<0.10	mg/L	0.10	9/20/2011
Iron	EPA 200.7	28	mg/L	0.010	9/20/2011
Lithium	EPA 200.7	<0.10	mg/L	0.10	9/20/2011
Magnesium	EPA 200.7	1.2	mg/L	0.50	9/20/2011
Manganese	EPA 200.7	0.19	mg/L	0.0050	9/20/2011
Molybdenum	EPA 200.7	<0.010	mg/L	0.010	9/20/2011
Nickel	EPA 200.7	<0.010	mg/L	0.010	9/20/2011
Phosphorus	EPA 200.7	<0.50	mg/L	0.50	9/20/2011
Potassium	EPA 200.7	<0.50	mg/L	0.50	9/20/2011
Scandium	EPA 200.7	<0.10	mg/L	0.10	9/20/2011
Silver	EPA 200.7	<0.0050	mg/L	0.0050	9/20/2011
Sodium	EPA 200.7	1.7	mg/L	0.50	9/20/2011

Customer Sample ID: SRK 0858 WK:32 **Collect Date/Time:** 9/9/2011 09:00

WETLAB Sample ID: 1109159-017 **Receive Date:** 9/9/2011 15:30

PROFILE II

Parameter	Method	Results	Units	Reporting Limit	Date Analyzed
Strontium	EPA 200.7	<0.10	mg/L	0.10	9/20/2011
Tin	EPA 200.7	<0.10	mg/L	0.10	9/20/2011
Titanium	EPA 200.7	<0.10	mg/L	0.10	9/20/2011
Vanadium	EPA 200.7	<0.010	mg/L	0.010	9/20/2011
Zinc	EPA 200.7	0.033	mg/L	0.010	9/20/2011
Mercury	EPA 200.8	<0.00010	mg/L	0.00010	9/21/2011
Antimony	EPA 200.8	<0.0025	mg/L	0.0025	9/21/2011
Arsenic	EPA 200.8	<0.0050	mg/L	0.0050	9/21/2011
Lead	EPA 200.8	0.0043	mg/L	0.0025	9/21/2011
Selenium	EPA 200.8	<0.0050	mg/L	0.0050	9/21/2011
Thallium	EPA 200.8	<0.0010	mg/L	0.0010	9/21/2011
Uranium	EPA 200.8	0.020	mg/L	0.010	9/21/2011
Anions	Calculation	8.35	meq/L	0.10	
Cations	Calculation	6.47	meq/L	0.10	
Error	Calculation	13	%	1.0	

Customer Sample ID: SRK 0864 WK:32 **Collect Date/Time:** 9/9/2011 09:00

WETLAB Sample ID: 1109159-018 **Receive Date:** 9/9/2011 15:30

PROFILE II

Parameter	Method	Results	Units	Reporting Limit	Date Analyzed
pH	SM 4500-H+ B	7.38	pH Units		9/9/2011
Bicarbonate (HCO3)	SM 2320B	21	mg/L	1.0	9/9/2011
Carbonate (CO3)	SM 2320B	<1.0	mg/L	1.0	9/9/2011
Hydroxide (OH)	SM 2320B	<1.0	mg/L	1.0	9/9/2011
Total Alkalinity	SM 2320B	18	mg/L as CaCO3	1.0	9/9/2011
Chloride	EPA 300.0	<1.00	mg/L	1.00	9/10/2011
Fluoride	EPA 300.0	0.27	mg/L	0.10	9/10/2011
Sulfate	EPA 300.0	2.8	mg/L	1.0	9/10/2011
Nitrate Nitrogen	EPA 300.0	2.6	mg/L	1.0	9/10/2011
Nitrite Nitrogen	EPA 300.0	<0.025	mg/L	0.025	9/10/2011
Total Dissolved Solids (TDS)	SM 2540C	46	mg/L	10	9/13/2011
Aluminum	EPA 200.7	<0.045	mg/L	0.045	9/20/2011
Barium	EPA 200.7	0.010	mg/L	0.010	9/20/2011
Beryllium	EPA 200.7	<0.0010	mg/L	0.0010	9/20/2011
Bismuth	EPA 200.7	<0.10	mg/L	0.10	9/20/2011
Boron	EPA 200.7	<0.10	mg/L	0.10	9/20/2011
Cadmium	EPA 200.7	<0.0010	mg/L	0.0010	9/20/2011
Calcium	EPA 200.7	8.5	mg/L	0.50	9/20/2011
Chromium	EPA 200.7	<0.0050	mg/L	0.0050	9/20/2011
Cobalt	EPA 200.7	<0.010	mg/L	0.010	9/20/2011

Customer Sample ID: SRK 0864 WK:32 **Collect Date/Time:** 9/9/2011 09:00

WETLAB Sample ID: 1109159-018 **Receive Date:** 9/9/2011 15:30

PROFILE II

Parameter	Method	Results	Units	Reporting Limit	Date Analyzed
Copper	EPA 200.7	<0.050	mg/L	0.050	9/20/2011
Gallium	EPA 200.7	<0.10	mg/L	0.10	9/20/2011
Iron	EPA 200.7	0.016	mg/L	0.010	9/20/2011
Lithium	EPA 200.7	<0.10	mg/L	0.10	9/20/2011
Magnesium	EPA 200.7	1.4	mg/L	0.50	9/20/2011
Manganese	EPA 200.7	<0.0050	mg/L	0.0050	9/20/2011
Molybdenum	EPA 200.7	<0.010	mg/L	0.010	9/20/2011
Nickel	EPA 200.7	<0.010	mg/L	0.010	9/20/2011
Phosphorus	EPA 200.7	<0.50	mg/L	0.50	9/20/2011
Potassium	EPA 200.7	1.0	mg/L	0.50	9/20/2011
Scandium	EPA 200.7	<0.10	mg/L	0.10	9/20/2011
Silver	EPA 200.7	<0.0050	mg/L	0.0050	9/20/2011
Sodium	EPA 200.7	0.65	mg/L	0.50	9/20/2011
Strontium	EPA 200.7	<0.10	mg/L	0.10	9/20/2011
Tin	EPA 200.7	<0.10	mg/L	0.10	9/20/2011
Titanium	EPA 200.7	<0.10	mg/L	0.10	9/20/2011
Vanadium	EPA 200.7	<0.010	mg/L	0.010	9/20/2011
Zinc	EPA 200.7	<0.010	mg/L	0.010	9/20/2011
Mercury	EPA 200.8	<0.00010	mg/L	0.00010	9/21/2011
Antimony	EPA 200.8	<0.0025	mg/L	0.0025	9/21/2011
Arsenic	EPA 200.8	<0.0050	mg/L	0.0050	9/21/2011
Lead	EPA 200.8	<0.0025	mg/L	0.0025	9/21/2011
Selenium	EPA 200.8	<0.0050	mg/L	0.0050	9/21/2011
Thallium	EPA 200.8	<0.0010	mg/L	0.0010	9/21/2011
Uranium	EPA 200.8	<0.010	mg/L	0.010	9/21/2011
Anions	Calculation	0.60	meq/L	0.10	
Cations	Calculation	0.59	meq/L	0.10	
Error	Calculation	<1.0	%	1.0	

Customer Sample ID: SRK 0866 WK:32 **Collect Date/Time:** 9/9/2011 09:00

WETLAB Sample ID: 1109159-019 **Receive Date:** 9/9/2011 15:30

PROFILE II

Parameter	Method	Results		Units	Reporting Limit	Date Analyzed
pH	SM 4500-H+ B	6.49		pH Units		9/9/2011
Bicarbonate (HCO3)	SM 2320B	2.5	Q	mg/L	1.0	9/9/2011
Carbonate (CO3)	SM 2320B	<1.0		mg/L	1.0	9/9/2011
Hydroxide (OH)	SM 2320B	<1.0		mg/L	1.0	9/9/2011
Total Alkalinity	SM 2320B	2.1	Q	mg/L as CaCO3	1.0	9/9/2011
Chloride	EPA 300.0	<1.00		mg/L	1.00	9/10/2011
Fluoride	EPA 300.0	0.89		mg/L	0.10	9/10/2011

Customer Sample ID: SRK 0866 WK:32 **Collect Date/Time:** 9/9/2011 09:00

WETLAB Sample ID: 1109159-019 **Receive Date:** 9/9/2011 15:30

PROFILE II

Parameter	Method	Results	Units	Reporting Limit	Date Analyzed
Sulfate	EPA 300.0	13	mg/L	1.0	9/10/2011
Nitrate Nitrogen	EPA 300.0	<1.0	mg/L	1.0	9/10/2011
Nitrite Nitrogen	EPA 300.0	<0.025	mg/L	0.025	9/10/2011
Total Dissolved Solids (TDS)	SM 2540C	26	mg/L	10	9/13/2011
Aluminum	EPA 200.7	0.049	mg/L	0.045	9/20/2011
Barium	EPA 200.7	0.016	mg/L	0.010	9/20/2011
Beryllium	EPA 200.7	<0.0010	mg/L	0.0010	9/20/2011
Bismuth	EPA 200.7	<0.10	mg/L	0.10	9/20/2011
Boron	EPA 200.7	<0.10	mg/L	0.10	9/20/2011
Cadmium	EPA 200.7	<0.0010	mg/L	0.0010	9/20/2011
Calcium	EPA 200.7	5.2	mg/L	0.50	9/20/2011
Chromium	EPA 200.7	<0.0050	mg/L	0.0050	9/20/2011
Cobalt	EPA 200.7	<0.010	mg/L	0.010	9/20/2011
Copper	EPA 200.7	<0.050	mg/L	0.050	9/20/2011
Gallium	EPA 200.7	<0.10	mg/L	0.10	9/20/2011
Iron	EPA 200.7	<0.010	mg/L	0.010	9/20/2011
Lithium	EPA 200.7	<0.10	mg/L	0.10	9/20/2011
Magnesium	EPA 200.7	0.55	mg/L	0.50	9/20/2011
Manganese	EPA 200.7	0.010	mg/L	0.0050	9/20/2011
Molybdenum	EPA 200.7	<0.010	mg/L	0.010	9/20/2011
Nickel	EPA 200.7	<0.010	mg/L	0.010	9/20/2011
Phosphorus	EPA 200.7	<0.50	mg/L	0.50	9/20/2011
Potassium	EPA 200.7	1.8	mg/L	0.50	9/20/2011
Scandium	EPA 200.7	<0.10	mg/L	0.10	9/20/2011
Silver	EPA 200.7	<0.0050	mg/L	0.0050	9/20/2011
Sodium	EPA 200.7	<0.50	mg/L	0.50	9/20/2011
Strontium	EPA 200.7	<0.10	mg/L	0.10	9/20/2011
Tin	EPA 200.7	<0.10	mg/L	0.10	9/20/2011
Titanium	EPA 200.7	<0.10	mg/L	0.10	9/20/2011
Vanadium	EPA 200.7	<0.010	mg/L	0.010	9/20/2011
Zinc	EPA 200.7	<0.010	mg/L	0.010	9/20/2011
Mercury	EPA 200.8	<0.00010	mg/L	0.00010	9/21/2011
Antimony	EPA 200.8	<0.0025	mg/L	0.0025	9/21/2011
Arsenic	EPA 200.8	<0.0050	mg/L	0.0050	9/21/2011
Lead	EPA 200.8	<0.0025	mg/L	0.0025	9/21/2011
Selenium	EPA 200.8	<0.0050	mg/L	0.0050	9/21/2011
Thallium	EPA 200.8	<0.0010	mg/L	0.0010	9/21/2011
Uranium	EPA 200.8	<0.010	mg/L	0.010	9/21/2011
Anions	Calculation	0.36	meq/L	0.10	
Cations	Calculation	0.36	meq/L	0.10	
Error	Calculation	<1.0	%	1.0	

Customer Sample ID: SRK 0866 WK:32 **Collect Date/Time:** 9/9/2011 09:00
WETLAB Sample ID: 1109159-019 **Receive Date:** 9/9/2011 15:30

PROFILE II

Parameter	Method	Results	Units	Reporting Limit	Date Analyzed

Customer Sample ID: SRK 0867 WK:32 **Collect Date/Time:** 9/9/2011 09:00
WETLAB Sample ID: 1109159-020 **Receive Date:** 9/9/2011 15:30

PROFILE II

Parameter	Method	Results	Units	Reporting Limit	Date Analyzed
pH	SM 4500-H+ B	6.85	pH Units		9/9/2011
Bicarbonate (HCO3)	SM 2320B	7.8	mg/L	1.0	9/9/2011
Carbonate (CO3)	SM 2320B	<1.0	mg/L	1.0	9/9/2011
Hydroxide (OH)	SM 2320B	<1.0	mg/L	1.0	9/9/2011
Total Alkalinity	SM 2320B	6.4	mg/L as CaCO3	1.0	9/9/2011
Chloride	EPA 300.0	<1.00	mg/L	1.00	9/10/2011
Fluoride	EPA 300.0	0.49	mg/L	0.10	9/10/2011
Sulfate	EPA 300.0	80	mg/L	1.0	9/10/2011
Nitrate Nitrogen	EPA 300.0	<1.0	mg/L	1.0	9/10/2011
Nitrite Nitrogen	EPA 300.0	<0.025	mg/L	0.025	9/10/2011
Total Dissolved Solids (TDS)	SM 2540C	160	mg/L	10	9/13/2011
Aluminum	EPA 200.7	<0.045	mg/L	0.045	9/20/2011
Barium	EPA 200.7	0.013	mg/L	0.010	9/20/2011
Beryllium	EPA 200.7	<0.0010	mg/L	0.0010	9/20/2011
Bismuth	EPA 200.7	<0.10	mg/L	0.10	9/20/2011
Boron	EPA 200.7	<0.10	mg/L	0.10	9/20/2011
Cadmium	EPA 200.7	<0.0010	mg/L	0.0010	9/20/2011
Calcium	EPA 200.7	32	mg/L	0.50	9/20/2011
Chromium	EPA 200.7	<0.0050	mg/L	0.0050	9/20/2011
Cobalt	EPA 200.7	<0.010	mg/L	0.010	9/20/2011
Copper	EPA 200.7	<0.050	mg/L	0.050	9/20/2011
Gallium	EPA 200.7	<0.10	mg/L	0.10	9/20/2011
Iron	EPA 200.7	<0.010	mg/L	0.010	9/20/2011
Lithium	EPA 200.7	<0.10	mg/L	0.10	9/20/2011
Magnesium	EPA 200.7	0.68	mg/L	0.50	9/20/2011
Manganese	EPA 200.7	<0.0050	mg/L	0.0050	9/20/2011
Molybdenum	EPA 200.7	0.35	mg/L	0.010	9/20/2011
Nickel	EPA 200.7	<0.010	mg/L	0.010	9/20/2011
Phosphorus	EPA 200.7	<0.50	mg/L	0.50	9/20/2011
Potassium	EPA 200.7	<0.50	mg/L	0.50	9/20/2011
Scandium	EPA 200.7	<0.10	mg/L	0.10	9/20/2011
Silver	EPA 200.7	<0.0050	mg/L	0.0050	9/20/2011
Sodium	EPA 200.7	<0.50	mg/L	0.50	9/20/2011
Strontium	EPA 200.7	<0.10	mg/L	0.10	9/20/2011
Tin	EPA 200.7	<0.10	mg/L	0.10	9/20/2011

Customer Sample ID: SRK 0867 WK:32 **Collect Date/Time:** 9/9/2011 09:00
WETLAB Sample ID: 1109159-020 **Receive Date:** 9/9/2011 15:30

PROFILE II

Parameter	Method	Results	Units	Reporting Limit	Date Analyzed
Titanium	EPA 200.7	<0.10	mg/L	0.10	9/20/2011
Vanadium	EPA 200.7	<0.010	mg/L	0.010	9/20/2011
Zinc	EPA 200.7	<0.010	mg/L	0.010	9/20/2011
Mercury	EPA 200.8	<0.00010	mg/L	0.00010	9/21/2011
Antimony	EPA 200.8	<0.0025	mg/L	0.0025	9/21/2011
Arsenic	EPA 200.8	<0.0050	mg/L	0.0050	9/21/2011
Lead	EPA 200.8	<0.0025	mg/L	0.0025	9/21/2011
Selenium	EPA 200.8	<0.0050	mg/L	0.0050	9/21/2011
Thallium	EPA 200.8	<0.0010	mg/L	0.0010	9/21/2011
Uranium	EPA 200.8	<0.010	mg/L	0.010	9/21/2011
Anions	Calculation	1.82	meq/L	0.10	
Cations	Calculation	1.65	meq/L	0.10	
Error	Calculation	4.8	%	1.0	

Customer Sample ID: SRK 0872 WK:32 **Collect Date/Time:** 9/9/2011 09:00
WETLAB Sample ID: 1109159-021 **Receive Date:** 9/9/2011 15:30

PROFILE II

Parameter	Method	Results	Units	Reporting Limit	Date Analyzed
pH	SM 4500-H+ B	7.10	pH Units		9/9/2011
Bicarbonate (HCO3)	SM 2320B	15	mg/L	1.0	9/9/2011
Carbonate (CO3)	SM 2320B	<1.0	mg/L	1.0	9/9/2011
Hydroxide (OH)	SM 2320B	<1.0	mg/L	1.0	9/9/2011
Total Alkalinity	SM 2320B	12	mg/L as CaCO3	1.0	9/9/2011
Chloride	EPA 300.0	<1.00	mg/L	1.00	9/10/2011
Fluoride	EPA 300.0	0.68	mg/L	0.10	9/10/2011
Sulfate	EPA 300.0	27	mg/L	1.0	9/10/2011
Nitrate Nitrogen	EPA 300.0	<1.0	mg/L	1.0	9/10/2011
Nitrite Nitrogen	EPA 300.0	<0.025	mg/L	0.025	9/10/2011
Total Dissolved Solids (TDS)	SM 2540C	53	mg/L	10	9/13/2011
Aluminum	EPA 200.7	<0.045	mg/L	0.045	9/20/2011
Barium	EPA 200.7	0.010	mg/L	0.010	9/20/2011
Beryllium	EPA 200.7	<0.0010	mg/L	0.0010	9/20/2011
Bismuth	EPA 200.7	<0.10	mg/L	0.10	9/20/2011
Boron	EPA 200.7	<0.10	mg/L	0.10	9/20/2011
Cadmium	EPA 200.7	<0.0010	mg/L	0.0010	9/20/2011
Calcium	EPA 200.7	13	mg/L	0.50	9/20/2011
Chromium	EPA 200.7	<0.0050	mg/L	0.0050	9/20/2011
Cobalt	EPA 200.7	<0.010	mg/L	0.010	9/20/2011
Copper	EPA 200.7	<0.050	mg/L	0.050	9/20/2011
Gallium	EPA 200.7	<0.10	mg/L	0.10	9/20/2011

Customer Sample ID: SRK 0872 WK:32 **Collect Date/Time:** 9/9/2011 09:00

WETLAB Sample ID: 1109159-021 **Receive Date:** 9/9/2011 15:30

PROFILE II

Parameter	Method	Results	Units	Reporting Limit	Date Analyzed
Iron	EPA 200.7	<0.010	mg/L	0.010	9/20/2011
Lithium	EPA 200.7	<0.10	mg/L	0.10	9/20/2011
Magnesium	EPA 200.7	1.0	mg/L	0.50	9/20/2011
Manganese	EPA 200.7	<0.0050	mg/L	0.0050	9/20/2011
Molybdenum	EPA 200.7	0.016	mg/L	0.010	9/20/2011
Nickel	EPA 200.7	<0.010	mg/L	0.010	9/20/2011
Phosphorus	EPA 200.7	<0.50	mg/L	0.50	9/20/2011
Potassium	EPA 200.7	0.61	mg/L	0.50	9/20/2011
Scandium	EPA 200.7	<0.10	mg/L	0.10	9/20/2011
Silver	EPA 200.7	<0.0050	mg/L	0.0050	9/20/2011
Sodium	EPA 200.7	<0.50	mg/L	0.50	9/20/2011
Strontium	EPA 200.7	<0.10	mg/L	0.10	9/20/2011
Tin	EPA 200.7	<0.10	mg/L	0.10	9/20/2011
Titanium	EPA 200.7	<0.10	mg/L	0.10	9/20/2011
Vanadium	EPA 200.7	<0.010	mg/L	0.010	9/20/2011
Zinc	EPA 200.7	<0.010	mg/L	0.010	9/20/2011
Mercury	EPA 200.8	<0.00010	mg/L	0.00010	9/21/2011
Antimony	EPA 200.8	0.0075	mg/L	0.0025	9/21/2011
Arsenic	EPA 200.8	<0.0050	mg/L	0.0050	9/21/2011
Lead	EPA 200.8	<0.0025	mg/L	0.0025	9/21/2011
Selenium	EPA 200.8	<0.0050	mg/L	0.0050	9/21/2011
Thallium	EPA 200.8	<0.0010	mg/L	0.0010	9/21/2011
Uranium	EPA 200.8	<0.010	mg/L	0.010	9/21/2011
Anions	Calculation	0.84	meq/L	0.10	
Cations	Calculation	0.75	meq/L	0.10	
Error	Calculation	6.1	%	1.0	

Western Environmental Testing Laboratory
QC Report

QCBatchID	QCType	Parameter	Method	Result	Units
QC11090328	Blank 1	Fluoride	EPA 300.0	<0.10	mg/L
QC11090328	Blank 2	Fluoride	EPA 300.0	<0.10	mg/L
QC11090328	Blank 3	Fluoride	EPA 300.0	<0.10	mg/L
QC11090329	Blank 1	Fluoride	EPA 300.0	<0.10	mg/L
QC11090329	Blank 2	Fluoride	EPA 300.0	<0.10	mg/L
QC11090329	Blank 3	Fluoride	EPA 300.0	<0.10	mg/L
QC11090330	Blank 1	Chloride	EPA 300.0	<1.0	mg/L
QC11090330	Blank 2	Chloride	EPA 300.0	<1.0	mg/L
QC11090330	Blank 3	Chloride	EPA 300.0	<1.0	mg/L
QC11090331	Blank 1	Chloride	EPA 300.0	<1.0	mg/L
QC11090331	Blank 2	Chloride	EPA 300.0	<1.0	mg/L
QC11090331	Blank 3	Chloride	EPA 300.0	<1.0	mg/L
QC11090332	Blank 1	Nitrite Nitrogen	EPA 300.0	<0.025	mg/L
QC11090332	Blank 2	Nitrite Nitrogen	EPA 300.0	<0.025	mg/L
QC11090332	Blank 3	Nitrite Nitrogen	EPA 300.0	<0.025	mg/L
QC11090333	Blank 1	Nitrite Nitrogen	EPA 300.0	<0.025	mg/L
QC11090333	Blank 2	Nitrite Nitrogen	EPA 300.0	<0.025	mg/L
QC11090333	Blank 3	Nitrite Nitrogen	EPA 300.0	<0.025	mg/L
QC11090334	Blank 1	Nitrate Nitrogen	EPA 300.0	<1.0	mg/L
QC11090334	Blank 2	Nitrate Nitrogen	EPA 300.0	<1.0	mg/L
QC11090334	Blank 3	Nitrate Nitrogen	EPA 300.0	<1.0	mg/L
QC11090335	Blank 1	Nitrate Nitrogen	EPA 300.0	<1.0	mg/L
QC11090335	Blank 2	Nitrate Nitrogen	EPA 300.0	<1.0	mg/L
QC11090335	Blank 3	Nitrate Nitrogen	EPA 300.0	<1.0	mg/L
QC11090336	Blank 1	Sulfate	EPA 300.0	<1.0	mg/L
QC11090336	Blank 2	Sulfate	EPA 300.0	<1.0	mg/L
QC11090336	Blank 3	Sulfate	EPA 300.0	<1.0	mg/L
QC11090337	Blank 1	Sulfate	EPA 300.0	<1.0	mg/L
QC11090337	Blank 2	Sulfate	EPA 300.0	<1.0	mg/L
QC11090337	Blank 3	Sulfate	EPA 300.0	<1.0	mg/L
QC11090442	Blank 1	Total Dissolved Solids (TDS)	SM 2540C	<10	mg/L
QC11090442	Blank 2	Total Dissolved Solids (TDS)	SM 2540C	<10	mg/L
QC11090573	Blank 1	Aluminum	EPA 200.7	<0.045	mg/L
		Barium	EPA 200.7	<0.010	mg/L
		Beryllium	EPA 200.7	<0.0010	mg/L
		Bismuth	EPA 200.7	<0.10	mg/L
		Boron	EPA 200.7	<0.100	mg/L
		Cadmium	EPA 200.7	<0.0010	mg/L
		Calcium	EPA 200.7	<0.50	mg/L
		Chromium	EPA 200.7	<0.0050	mg/L
		Cobalt	EPA 200.7	<0.010	mg/L
		Copper	EPA 200.7	<0.050	mg/L
		Gallium	EPA 200.7	<0.10	mg/L
		Iron	EPA 200.7	<0.010	mg/L
		Lithium	EPA 200.7	<0.10	mg/L
		Magnesium	EPA 200.7	<0.50	mg/L
		Manganese	EPA 200.7	<0.0050	mg/L
		Molybdenum	EPA 200.7	<0.010	mg/L
		Nickel	EPA 200.7	<0.010	mg/L
		Phosphorus	EPA 200.7	<0.50	mg/L

QCBatchID	QCType	Parameter	Method	Result	Units
		Potassium	EPA 200.7	<0.50	mg/L
		Scandium	EPA 200.7	<0.10	mg/L
		Silver	EPA 200.7	<0.0050	mg/L
		Sodium	EPA 200.7	<0.50	mg/L
		Strontium	EPA 200.7	<0.10	mg/L
		Tin	EPA 200.7	<0.10	mg/L
		Titanium	EPA 200.7	<0.10	mg/L
		Vanadium	EPA 200.7	<0.010	mg/L
		Zinc	EPA 200.7	<0.010	mg/L
QC11090574	Blank 1	Aluminum	EPA 200.7	<0.045	mg/L
		Barium	EPA 200.7	<0.010	mg/L
		Beryllium	EPA 200.7	<0.0010	mg/L
		Bismuth	EPA 200.7	<0.10	mg/L
		Boron	EPA 200.7	<0.100	mg/L
		Cadmium	EPA 200.7	<0.0010	mg/L
		Calcium	EPA 200.7	<0.50	mg/L
		Chromium	EPA 200.7	<0.0050	mg/L
		Cobalt	EPA 200.7	<0.010	mg/L
		Copper	EPA 200.7	<0.050	mg/L
		Gallium	EPA 200.7	<0.10	mg/L
		Iron	EPA 200.7	<0.010	mg/L
		Lithium	EPA 200.7	<0.10	mg/L
		Magnesium	EPA 200.7	<0.50	mg/L
		Manganese	EPA 200.7	<0.0050	mg/L
		Molybdenum	EPA 200.7	<0.010	mg/L
		Nickel	EPA 200.7	<0.010	mg/L
		Phosphorus	EPA 200.7	<0.50	mg/L
		Potassium	EPA 200.7	<0.50	mg/L
		Scandium	EPA 200.7	<0.10	mg/L
		Silver	EPA 200.7	<0.0050	mg/L
		Sodium	EPA 200.7	<0.50	mg/L
		Strontium	EPA 200.7	<0.10	mg/L
		Tin	EPA 200.7	<0.10	mg/L
		Titanium	EPA 200.7	<0.10	mg/L
		Vanadium	EPA 200.7	<0.010	mg/L
		Zinc	EPA 200.7	<0.010	mg/L
QC11090601	Blank 1	Aluminum, Dissolved	EPA 200.7	<0.045	mg/L
		Barium, Dissolved	EPA 200.7	<0.010	mg/L
		Beryllium, Dissolved	EPA 200.7	<0.0010	mg/L
		Bismuth, Dissolved	EPA 200.7	<0.10	mg/L
		Boron, Dissolved	EPA 200.7	<0.10	mg/L
		Cadmium, Dissolved	EPA 200.7	<0.0010	mg/L
		Calcium, Dissolved	EPA 200.7	<0.50	mg/L
		Chromium, Dissolved	EPA 200.7	<0.0050	mg/L
		Cobalt, Dissolved	EPA 200.7	<0.010	mg/L
		Copper, Dissolved	EPA 200.7	<0.050	mg/L
		Gallium, Dissolved	EPA 200.7	<0.10	mg/L
		Iron, Dissolved	EPA 200.7	<0.010	mg/L
		Lithium, Dissolved	EPA 200.7	<0.10	mg/L
		Magnesium, Dissolved	EPA 200.7	<0.50	mg/L
		Manganese, Dissolved	EPA 200.7	<0.0050	mg/L
		Molybdenum, Dissolved	EPA 200.7	<0.010	mg/L
		Nickel, Dissolved	EPA 200.7	<0.010	mg/L
		Phosphorus, Dissolved	EPA 200.7	<0.50	mg/L
		Potassium, Dissolved	EPA 200.7	<0.50	mg/L
		Scandium, Dissolved	EPA 200.7	<0.10	mg/L

QCBatchID	QCType	Parameter	Method	Result	Units
		Silver, Dissolved	EPA 200.7	<0.0050	mg/L
		Sodium, Dissolved	EPA 200.7	<0.50	mg/L
		Strontium, Dissolved	EPA 200.7	<0.10	mg/L
		Tin, Dissolved	EPA 200.7	<0.10	mg/L
		Titanium, Dissolved	EPA 200.7	<0.10	mg/L
		Vanadium, Dissolved	EPA 200.7	<0.010	mg/L
		Zinc, Dissolved	EPA 200.7	<0.010	mg/L
QC11090602	Blank 1	Aluminum	EPA 200.7	<0.045	mg/L
		Barium	EPA 200.7	<0.010	mg/L
		Beryllium	EPA 200.7	<0.0010	mg/L
		Bismuth	EPA 200.7	<0.10	mg/L
		Boron	EPA 200.7	<0.100	mg/L
		Cadmium	EPA 200.7	<0.0010	mg/L
		Calcium	EPA 200.7	<0.50	mg/L
		Chromium	EPA 200.7	<0.0050	mg/L
		Cobalt	EPA 200.7	<0.010	mg/L
		Copper	EPA 200.7	<0.050	mg/L
		Gallium	EPA 200.7	<0.10	mg/L
		Iron	EPA 200.7	<0.010	mg/L
		Lithium	EPA 200.7	<0.10	mg/L
		Magnesium	EPA 200.7	<0.50	mg/L
		Manganese	EPA 200.7	<0.0050	mg/L
		Molybdenum	EPA 200.7	<0.010	mg/L
		Nickel	EPA 200.7	<0.010	mg/L
		Phosphorus	EPA 200.7	<0.50	mg/L
		Potassium	EPA 200.7	<0.50	mg/L
		Scandium	EPA 200.7	<0.10	mg/L
		Silver	EPA 200.7	<0.0050	mg/L
		Sodium	EPA 200.7	<0.50	mg/L
		Strontium	EPA 200.7	<0.10	mg/L
		Tin	EPA 200.7	<0.10	mg/L
		Titanium	EPA 200.7	<0.10	mg/L
		Vanadium	EPA 200.7	<0.010	mg/L
		Zinc	EPA 200.7	<0.010	mg/L
QC11090613	Blank 1	Mercury	EPA 200.8	<0.00010	mg/L
		Antimony	EPA 200.8	<0.0025	mg/L
		Arsenic	EPA 200.8	<0.0050	mg/L
		Lead	EPA 200.8	<0.0025	mg/L
		Selenium	EPA 200.8	<0.0050	mg/L
		Thallium	EPA 200.8	<0.0010	mg/L
		Uranium	EPA 200.8	<0.010	mg/L
QC11090614	Blank 1	Mercury	EPA 200.8	<0.00010	mg/L
		Antimony	EPA 200.8	<0.0025	mg/L
		Arsenic	EPA 200.8	<0.0050	mg/L
		Lead	EPA 200.8	<0.0025	mg/L
		Selenium	EPA 200.8	<0.0050	mg/L
		Thallium	EPA 200.8	<0.0010	mg/L
		Uranium	EPA 200.8	<0.010	mg/L
QC11090641	Blank 1	Uranium, Dissolved	EPA 200.8	<0.010	mg/L
		Mercury, Dissolved	EPA 200.8	<0.00010	mg/L
		Antimony, Dissolved	EPA 200.8	<0.0025	mg/L
		Arsenic, Dissolved	EPA 200.8	<0.0050	mg/L
		Lead, Dissolved	EPA 200.8	<0.0025	mg/L
		Selenium, Dissolved	EPA 200.8	<0.0050	mg/L
		Thallium, Dissolved	EPA 200.8	<0.0010	mg/L
QC11090642	Blank 1	Mercury	EPA 200.8	<0.00010	mg/L

QCBatchID	QCType	Parameter	Method	Result	Units
		Antimony	EPA 200.8	<0.0025	mg/L
		Arsenic	EPA 200.8	<0.0050	mg/L
		Lead	EPA 200.8	<0.0025	mg/L
		Selenium	EPA 200.8	<0.0050	mg/L
		Thallium	EPA 200.8	<0.0010	mg/L
		Uranium	EPA 200.8	<0.010	mg/L

QCBatchID	QCType	Parameter	Method	Result	Actual	% Recovery	Units
QC11090294	LCS 1	pH	SM 4500-H+ B	7.02	7.00	100	pH Units
QC11090294	LCS 2	pH	SM 4500-H+ B	7.02	7.00	100	pH Units
QC11090294	LCS 3	pH	SM 4500-H+ B	7.02	7.00	100	pH Units
QC11090297	LCS 1	Alkalinity	SM 2320B	90.8	100	91	mg/L
QC11090297	LCS 2	Alkalinity	SM 2320B	90.8	100	91	mg/L
QC11090297	LCS 3	Alkalinity	SM 2320B	91.5	100	91	mg/L
QC11090328	LCS 1	Fluoride	EPA 300.0	2.16	2.00	108	mg/L
QC11090329	LCS 1	Fluoride	EPA 300.0	2.16	2.00	108	mg/L
QC11090330	LCS 1	Chloride	EPA 300.0	10.2	10.0	102	mg/L
QC11090331	LCS 1	Chloride	EPA 300.0	10.2	10.0	102	mg/L
QC11090332	LCS 1	Nitrite Nitrogen	EPA 300.0	0.487	0.500	97	mg/L
QC11090333	LCS 1	Nitrite Nitrogen	EPA 300.0	0.487	0.500	97	mg/L
QC11090334	LCS 1	Nitrate Nitrogen	EPA 300.0	2.00	2.00	100	mg/L
QC11090335	LCS 1	Nitrate Nitrogen	EPA 300.0	2.00	2.00	100	mg/L
QC11090336	LCS 1	Sulfate	EPA 300.0	26.2	25.0	105	mg/L
QC11090337	LCS 1	Sulfate	EPA 300.0	26.2	25.0	105	mg/L
QC11090442	LCS 1	Total Dissolved Solids (TDS)	SM 2540C	144	150	96	mg/L
QC11090442	LCS 2	Total Dissolved Solids (TDS)	SM 2540C	157	150	105	mg/L
QC11090573	LCS 1	Aluminum	EPA 200.7	1.03	1.00	103	mg/L
		Barium	EPA 200.7	1.04	1.00	104	mg/L
		Beryllium	EPA 200.7	1.04	1.00	104	mg/L
		Bismuth	EPA 200.7	1.05	1.00	105	mg/L
		Boron	EPA 200.7	1.00	1.00	100	mg/L
		Cadmium	EPA 200.7	1.07	1.00	107	mg/L
		Calcium	EPA 200.7	10.6	10.0	106	mg/L
		Chromium	EPA 200.7	1.03	1.00	103	mg/L
		Cobalt	EPA 200.7	1.06	1.00	106	mg/L
		Copper	EPA 200.7	5.14	5.00	103	mg/L
		Gallium	EPA 200.7	1.04	1.00	104	mg/L
		Iron	EPA 200.7	1.03	1.00	103	mg/L
		Lithium	EPA 200.7	0.997	1.00	100	mg/L
		Magnesium	EPA 200.7	10.7	10.0	107	mg/L
		Manganese	EPA 200.7	1.04	1.00	104	mg/L
		Molybdenum	EPA 200.7	1.03	1.00	103	mg/L
		Nickel	EPA 200.7	5.29	5.00	106	mg/L
		Phosphorus	EPA 200.7	5.38	5.00	108	mg/L
		Potassium	EPA 200.7	10.2	10.0	102	mg/L
		Scandium	EPA 200.7	1.01	1.00	101	mg/L
		Silver	EPA 200.7	0.092	0.090	102	mg/L
		Sodium	EPA 200.7	10.1	10.0	101	mg/L
		Strontium	EPA 200.7	0.976	1.00	98	mg/L
		Tin	EPA 200.7	1.03	1.00	103	mg/L
		Titanium	EPA 200.7	1.03	1.00	103	mg/L
		Vanadium	EPA 200.7	1.03	1.00	103	mg/L
		Zinc	EPA 200.7	1.08	1.00	108	mg/L
QC11090574	LCS 1	Aluminum	EPA 200.7	1.03	1.00	103	mg/L
		Barium	EPA 200.7	1.04	1.00	104	mg/L
		Beryllium	EPA 200.7	1.04	1.00	104	mg/L

QCBatchID	QCType	Parameter	Method	Result	Actual	% Recovery	Units
		Bismuth	EPA 200.7	1.05	1.00	105	mg/L
		Boron	EPA 200.7	1.00	1.00	100	mg/L
		Cadmium	EPA 200.7	1.07	1.00	107	mg/L
		Calcium	EPA 200.7	10.6	10.0	106	mg/L
		Chromium	EPA 200.7	1.03	1.00	103	mg/L
		Cobalt	EPA 200.7	1.06	1.00	106	mg/L
		Copper	EPA 200.7	5.14	5.00	103	mg/L
		Gallium	EPA 200.7	1.04	1.00	104	mg/L
		Iron	EPA 200.7	1.03	1.00	103	mg/L
		Lithium	EPA 200.7	0.997	1.00	100	mg/L
		Magnesium	EPA 200.7	10.7	10.0	107	mg/L
		Manganese	EPA 200.7	1.04	1.00	104	mg/L
		Molybdenum	EPA 200.7	1.03	1.00	103	mg/L
		Nickel	EPA 200.7	5.29	5.00	106	mg/L
		Phosphorus	EPA 200.7	5.38	5.00	108	mg/L
		Potassium	EPA 200.7	10.2	10.0	102	mg/L
		Scandium	EPA 200.7	1.01	1.00	101	mg/L
		Silver	EPA 200.7	0.092	0.090	102	mg/L
		Sodium	EPA 200.7	10.1	10.0	101	mg/L
		Strontium	EPA 200.7	0.976	1.00	98	mg/L
		Tin	EPA 200.7	1.03	1.00	103	mg/L
		Titanium	EPA 200.7	1.03	1.00	103	mg/L
		Vanadium	EPA 200.7	1.03	1.00	103	mg/L
		Zinc	EPA 200.7	1.08	1.00	108	mg/L
QC11090601	LCS 1	Aluminum	EPA 200.7	0.926	1.00	93	mg/L
		Barium	EPA 200.7	0.906	1.00	91	mg/L
		Beryllium	EPA 200.7	0.895	1.00	90	mg/L
		Bismuth	EPA 200.7	0.923	1.00	92	mg/L
		Boron	EPA 200.7	0.858	1.00	86	mg/L
		Cadmium	EPA 200.7	0.888	1.00	89	mg/L
		Calcium	EPA 200.7	9.07	10.0	91	mg/L
		Chromium	EPA 200.7	0.882	1.00	88	mg/L
		Cobalt	EPA 200.7	0.896	1.00	90	mg/L
		Copper	EPA 200.7	4.49	5.00	90	mg/L
		Gallium	EPA 200.7	0.908	1.00	91	mg/L
		Iron	EPA 200.7	0.904	1.00	90	mg/L
		Lithium	EPA 200.7	0.875	1.00	88	mg/L
		Magnesium	EPA 200.7	8.75	10.0	88	mg/L
		Manganese	EPA 200.7	0.894	1.00	89	mg/L
		Molybdenum	EPA 200.7	0.962	1.00	96	mg/L
		Nickel	EPA 200.7	4.48	5.00	90	mg/L
		Phosphorus	EPA 200.7	4.46	5.00	89	mg/L
		Potassium	EPA 200.7	9.25	10.0	92	mg/L
		Scandium	EPA 200.7	0.902	1.00	90	mg/L
		Silver	EPA 200.7	0.081	0.090	90	mg/L
		Sodium	EPA 200.7	9.27	10.0	93	mg/L
		Strontium	EPA 200.7	0.934	1.00	93	mg/L
		Tin	EPA 200.7	0.930	1.00	93	mg/L
		Titanium	EPA 200.7	0.979	1.00	98	mg/L
		Vanadium	EPA 200.7	0.895	1.00	90	mg/L
		Zinc	EPA 200.7	0.887	1.00	89	mg/L
QC11090602	LCS 1	Aluminum	EPA 200.7	0.926	1.00	93	mg/L
		Barium	EPA 200.7	0.906	1.00	91	mg/L
		Beryllium	EPA 200.7	0.895	1.00	90	mg/L
		Bismuth	EPA 200.7	0.923	1.00	92	mg/L
		Boron	EPA 200.7	0.858	1.00	86	mg/L

QCBatchID	QCType	Parameter	Method	Result	Actual	% Recovery	Units
		Cadmium	EPA 200.7	0.888	1.00	89	mg/L
		Calcium	EPA 200.7	9.07	10.0	91	mg/L
		Chromium	EPA 200.7	0.882	1.00	88	mg/L
		Cobalt	EPA 200.7	0.896	1.00	90	mg/L
		Copper	EPA 200.7	4.49	5.00	90	mg/L
		Gallium	EPA 200.7	0.908	1.00	91	mg/L
		Iron	EPA 200.7	0.904	1.00	90	mg/L
		Lithium	EPA 200.7	0.875	1.00	88	mg/L
		Magnesium	EPA 200.7	8.75	10.0	88	mg/L
		Manganese	EPA 200.7	0.894	1.00	89	mg/L
		Molybdenum	EPA 200.7	0.962	1.00	96	mg/L
		Nickel	EPA 200.7	4.48	5.00	90	mg/L
		Phosphorus	EPA 200.7	4.46	5.00	89	mg/L
		Potassium	EPA 200.7	9.25	10.0	92	mg/L
		Scandium	EPA 200.7	0.902	1.00	90	mg/L
		Silver	EPA 200.7	0.081	0.090	90	mg/L
		Sodium	EPA 200.7	9.27	10.0	93	mg/L
		Strontium	EPA 200.7	0.934	1.00	93	mg/L
		Tin	EPA 200.7	0.930	1.00	93	mg/L
		Titanium	EPA 200.7	0.979	1.00	98	mg/L
		Vanadium	EPA 200.7	0.895	1.00	90	mg/L
		Zinc	EPA 200.7	0.887	1.00	89	mg/L
QC11090613	LCS 1	Mercury	EPA 200.8	0.001071	0.001	107	mg/L
		Antimony	EPA 200.8	0.0108	0.010	108	mg/L
		Arsenic	EPA 200.8	0.0519	0.050	104	mg/L
		Lead	EPA 200.8	0.0109	0.010	109	mg/L
		Selenium	EPA 200.8	0.0518	0.050	104	mg/L
		Thallium	EPA 200.8	0.0103	0.010	103	mg/L
		Uranium	EPA 200.8	0.0111	0.010	111	mg/L
QC11090614	LCS 1	Mercury	EPA 200.8	0.001071	0.001	107	mg/L
		Antimony	EPA 200.8	0.0108	0.010	108	mg/L
		Arsenic	EPA 200.8	0.0519	0.050	104	mg/L
		Lead	EPA 200.8	0.0109	0.010	109	mg/L
		Selenium	EPA 200.8	0.0518	0.050	104	mg/L
		Thallium	EPA 200.8	0.0103	0.010	103	mg/L
		Uranium	EPA 200.8	0.0111	0.010	111	mg/L
QC11090641	LCS 1	Mercury	EPA 200.8	0.001114	0.001	111	mg/L
		Antimony	EPA 200.8	0.0111	0.010	111	mg/L
		Arsenic	EPA 200.8	0.0519	0.050	104	mg/L
		Lead	EPA 200.8	0.0097	0.010	97	mg/L
		Selenium	EPA 200.8	0.0506	0.050	101	mg/L
		Thallium	EPA 200.8	0.0096	0.010	96	mg/L
		Uranium	EPA 200.8	0.0095	0.010	95	mg/L
QC11090642	LCS 1	Mercury	EPA 200.8	0.001114	0.001	111	mg/L
		Antimony	EPA 200.8	0.0111	0.010	111	mg/L
		Arsenic	EPA 200.8	0.0519	0.050	104	mg/L
		Lead	EPA 200.8	0.0097	0.010	97	mg/L
		Selenium	EPA 200.8	0.0506	0.050	101	mg/L
		Thallium	EPA 200.8	0.0096	0.010	96	mg/L
		Uranium	EPA 200.8	<0.0100	0.010	95	mg/L

QCBatchID	QCType	Parameter	Method	Duplicate Sample	Sample Result	Duplicate Result	Units	RPD
QC11090294	Duplicate	pH	SM 4500-H+ B	1109141-003	7.53	7.51	pH Units	<1%
QC11090294	Duplicate	pH	SM 4500-H+ B	1109142-008	7.08	7.07	pH Units	<1%

QCBatchID	QCType	Parameter	Method	Duplicate Sample	Sample Result	Duplicate Result		Units	RPD
QC11090294	Duplicate	pH	SM 4500-H+ B	1109155-002	7.75	7.77		pH Units	<1%
QC11090294	Duplicate	pH	SM 4500-H+ B	1109158-001	7.75	7.76		pH Units	<1%
QC11090294	Duplicate	pH	SM 4500-H+ B	1109159-019	6.49	6.44		pH Units	1 %
QC11090297	Duplicate	Bicarbonate (HCO3)	SM 2320B	1109141-003	184	184		mg/L	<1%
		Carbonate (CO3)	SM 2320B	1109141-003	<1.000	<1.000		mg/L	<1%
		Hydroxide (OH)	SM 2320B	1109141-003	<1.000	<1.000		mg/L	<1%
		Total Alkalinity	SM 2320B	1109141-003	151	151		mg/L as CaCO3	<1%
QC11090297	Duplicate	Bicarbonate (HCO3)	SM 2320B	1109142-008	120	120		mg/L	<1%
		Carbonate (CO3)	SM 2320B	1109142-008	<1.000	<1.000		mg/L	<1%
		Hydroxide (OH)	SM 2320B	1109142-008	<1.000	<1.000		mg/L	<1%
		Total Alkalinity	SM 2320B	1109142-008	98.6	98.8		mg/L as CaCO3	<1%
QC11090297	Duplicate	Bicarbonate (HCO3)	SM 2320B	1109155-002	113	113		mg/L	<1%
		Carbonate (CO3)	SM 2320B	1109155-002	<1.000	<1.000		mg/L	<1%
		Hydroxide (OH)	SM 2320B	1109155-002	<1.000	<1.000		mg/L	<1%
		Total Alkalinity	SM 2320B	1109155-002	92.5	92.6		mg/L as CaCO3	<1%
QC11090297	Duplicate	Bicarbonate (HCO3)	SM 2320B	1109158-001	49.0	47.7		mg/L	3 %
		Carbonate (CO3)	SM 2320B	1109158-001	<1.000	<1.000		mg/L	<1%
		Hydroxide (OH)	SM 2320B	1109158-001	<1.000	<1.000		mg/L	<1%
		Total Alkalinity	SM 2320B	1109158-001	40.2	39.1		mg/L as CaCO3	3 %
QC11090297	Duplicate	Bicarbonate (HCO3)	SM 2320B	1109159-019	2.54	5.59	Q	mg/L	75 %
		Carbonate (CO3)	SM 2320B	1109159-019	<1.000	<1.000		mg/L	<1%
		Hydroxide (OH)	SM 2320B	1109159-019	<1.000	<1.000		mg/L	<1%
		Total Alkalinity	SM 2320B	1109159-019	2.08	4.58	Q	mg/L as CaCO3	75 %
QC11090297	Duplicate	Bicarbonate (HCO3)	SM 2320B					mg/L	%
		Carbonate (CO3)	SM 2320B					mg/L	%
		Hydroxide (OH)	SM 2320B					mg/L	%
		Total Alkalinity	SM 2320B					mg/L as CaCO3	%
QC11090442	Duplicate	Total Dissolved Solids (TDS)	SM 2540C	1109159-002	50.0	48.0		mg/L	4 %
QC11090442	Duplicate	Total Dissolved Solids (TDS)	SM 2540C	1109159-011	114	104		mg/L	9 %
QC11090442	Duplicate	Total Dissolved Solids (TDS)	SM 2540C	1109164-004	267	266		mg/L	<1%
QC11090442	Duplicate	Total Dissolved Solids (TDS)	SM 2540C	1109182-001	1328	1348		mg/L	1 %

QCBatchID	QCType	Parameter	Method	Spike Sample	Sample Result	MS Result	MSD Result	Spike Value	Units	MS % Rec.	MSD % Rec.	RPD
QC11090328	MS 1	Fluoride	EPA 300.0	1109127-004	0.307	2.31	2.37	2.00	mg/L	100	103	3 %
QC11090328	MS 2	Fluoride	EPA 300.0	1109159-001	0.862	2.79	2.80	2.00	mg/L	97	97	<1%
QC11090329	MS 1	Fluoride	EPA 300.0	1109159-011	2.17	3.90	3.90	2.00	mg/L	87	87	<1%
QC11090329	MS 2	Fluoride	EPA 300.0	1109158-001	0.476	2.50	2.49	2.00	mg/L	101	101	<1%
QC11090330	MS 1	Chloride	EPA 300.0	1109127-004	<1.000	5.02	5.18	5.00	mg/L	100	103	3 %
QC11090330	MS 2	Chloride	EPA 300.0	1109159-001	<1.000	5.13	5.16	5.00	mg/L	102	102	1 %
QC11090331	MS 1	Chloride	EPA 300.0	1109159-011	<1.000	5.17	5.17	5.00	mg/L	102	102	<1%
QC11090331	MS 2	Chloride	EPA 300.0	1109158-001	<1.000	5.18	5.17	5.00	mg/L	103	103	<1%
QC11090332	MS 1	Nitrite Nitrogen	EPA 300.0	1109127-004	<0.025	0.479	0.499	0.500	mg/L	94	98	4 %
QC11090332	MS 2	Nitrite Nitrogen	EPA 300.0	1109159-001	<0.025	0.425	0.417	0.500	mg/L	84	82	2 %
QC11090333	MS 1	Nitrite Nitrogen	EPA 300.0	1109159-011	<0.025	0.445	0.441	0.500	mg/L	88	87	1 %
QC11090333	MS 2	Nitrite Nitrogen	EPA 300.0	1109158-001	<0.025	0.470	0.468	0.500	mg/L	93	92	<1%
QC11090334	MS 1	Nitrate Nitrogen	EPA 300.0	1109127-004	<1.000	2.02	2.09	2.00	mg/L	100	104	3 %
QC11090334	MS 2	Nitrate Nitrogen	EPA 300.0	1109159-001	<1.000	2.06	2.07	2.00	mg/L	102	103	<1%

QCBatchID	QCType	Parameter	Method	Spike Sample	Sample Result		MS Result	MSD Result	Spike Value	Units	MS % Rec.	MSD % Rec.	RPD
QC11090335	MS 1	Nitrate Nitrogen	EPA 300.0	1109159-011	<1.000		2.06	2.07	2.00	mg/L	103	103	<1%
QC11090335	MS 2	Nitrate Nitrogen	EPA 300.0	1109158-001	<1.000		2.08	2.08	2.00	mg/L	103	103	<1%
QC11090336	MS 1	Sulfate	EPA 300.0	1109127-004	23.4		32.9	33.2	10.0	mg/L	95	98	1 %
QC11090336	MS 2	Sulfate	EPA 300.0	1109159-001	57.0		65.6	65.7	10.0	mg/L	85	87	<1%
QC11090337	MS 1	Sulfate	EPA 300.0	1109159-011	48.9		57.6	57.6	10.0	mg/L	87	87	<1%
QC11090337	MS 2	Sulfate	EPA 300.0	1109158-001	14.6		24.5	24.5	10.0	mg/L	100	99	<1%
QC11090573	MS 1	Aluminum	EPA 200.7	1109210-003	<0.450		1.19	1.13	1.00	mg/L	126	120	5 %
		Barium	EPA 200.7	1109210-003	<0.100	M	0.214	0.242	1.00	mg/L	NC	NC	NC
		Beryllium	EPA 200.7	1109210-003	<0.010		1.16	1.18	1.00	mg/L	116	118	2 %
		Bismuth	EPA 200.7	1109210-003	<1.000		1.11	1.07	1.00	mg/L	114	110	4 %
		Boron	EPA 200.7	1109210-003	86.8	SC	91.1	86.8	1.00	mg/L	NC	NC	NC
		Cadmium	EPA 200.7	1109210-003	<0.010		1.19	1.19	1.00	mg/L	119	119	<1%
		Calcium	EPA 200.7	1109210-003	6.50		18.1	17.6	10.0	mg/L	116	111	3 %
		Chromium	EPA 200.7	1109210-003	<0.050		1.18	1.18	1.00	mg/L	117	117	<1%
		Cobalt	EPA 200.7	1109210-003	<0.100		1.15	1.16	1.00	mg/L	115	116	1 %
		Copper	EPA 200.7	1109210-003	<0.500		6.03	5.95	5.00	mg/L	120	119	1 %
		Gallium	EPA 200.7	1109210-003	<1.000		1.07	1.06	1.00	mg/L	105	104	1 %
		Iron	EPA 200.7	1109210-003	<0.100		1.04	1.01	1.00	mg/L	116	113	3 %
		Lithium	EPA 200.7	1109210-003	25.0	SC	27.5	26.4	1.00	mg/L	NC	NC	NC
		Magnesium	EPA 200.7	1109210-003	17.2		29.0	28.2	10.0	mg/L	118	110	3 %
		Manganese	EPA 200.7	1109210-003	<0.050		1.19	1.19	1.00	mg/L	118	118	<1%
		Molybdenum	EPA 200.7	1109210-003	<0.100		1.18	1.18	1.00	mg/L	116	116	<1%
		Nickel	EPA 200.7	1109210-003	<0.100		5.92	5.98	5.00	mg/L	118	119	1 %
		Phosphorus	EPA 200.7	1109210-003	<5.000		6.56	6.60	5.00	mg/L	124	125	1 %
		Potassium	EPA 200.7	1109210-003	651	SC	698	663	10.0	mg/L	NC	NC	NC
		Scandium	EPA 200.7	1109210-003	<1.000		1.16	1.16	1.00	mg/L	116	116	<1%
		Silver	EPA 200.7	1109210-003	<0.050		0.095	0.097	0.090	mg/L	111	113	2 %
		Sodium	EPA 200.7	1109210-003	7720	SC	8230	7660	10.0	mg/L	NC	NC	NC
		Strontium	EPA 200.7	1109210-003	1.22		2.26	2.25	1.00	mg/L	104	103	<1%
		Tin	EPA 200.7	1109210-003	<1.000		1.19	1.20	1.00	mg/L	118	119	1 %
		Titanium	EPA 200.7	1109210-003	<1.000		1.14	1.12	1.00	mg/L	115	113	2 %
		Vanadium	EPA 200.7	1109210-003	<0.100		1.24	1.25	1.00	mg/L	119	120	1 %
		Zinc	EPA 200.7	1109210-003	<0.100		1.21	1.22	1.00	mg/L	121	122	1 %
QC11090574	MS 1	Aluminum	EPA 200.7	1109210-005	<0.045		0.986	0.978	1.00	mg/L	96	95	1 %
		Barium	EPA 200.7	1109210-005	0.019		0.984	0.969	1.00	mg/L	96	95	2 %
		Beryllium	EPA 200.7	1109210-005	<0.001		0.969	0.948	1.00	mg/L	97	95	2 %
		Bismuth	EPA 200.7	1109210-005	<0.100		0.966	0.949	1.00	mg/L	97	95	2 %
		Boron	EPA 200.7	1109210-005	0.244		1.22	1.21	1.00	mg/L	98	97	1 %
		Cadmium	EPA 200.7	1109210-005	<0.001		0.946	0.939	1.00	mg/L	95	94	1 %
		Calcium	EPA 200.7	1109210-005	94.3		105	106	10.0	mg/L	107	117	1 %
		Chromium	EPA 200.7	1109210-005	<0.005		0.950	0.931	1.00	mg/L	95	93	2 %
		Cobalt	EPA 200.7	1109210-005	<0.010		0.955	0.945	1.00	mg/L	95	94	1 %
		Copper	EPA 200.7	1109210-005	<0.050		4.92	4.90	5.00	mg/L	98	98	<1%
		Gallium	EPA 200.7	1109210-005	<0.100		0.929	0.903	1.00	mg/L	93	90	3 %
		Iron	EPA 200.7	1109210-005	<0.010		0.976	0.956	1.00	mg/L	97	95	2 %
		Lithium	EPA 200.7	1109210-005	0.107		1.09	1.07	1.00	mg/L	98	96	2 %
		Magnesium	EPA 200.7	1109210-005	8.99		18.2	18.3	10.0	mg/L	92	93	1 %
		Manganese	EPA 200.7	1109210-005	<0.005		0.920	0.907	1.00	mg/L	96	94	1 %
		Molybdenum	EPA 200.7	1109210-005	<0.010		0.959	0.951	1.00	mg/L	96	95	1 %
		Nickel	EPA 200.7	1109210-005	<0.010		4.74	4.69	5.00	mg/L	95	94	1 %
		Phosphorus	EPA 200.7	1109210-005	<0.500		4.94	4.89	5.00	mg/L	97	96	1 %
		Potassium	EPA 200.7	1109210-005	8.67		19.3	19.2	10.0	mg/L	106	105	1 %
		Scandium	EPA 200.7	1109210-005	<0.100		0.970	0.942	1.00	mg/L	97	94	3 %
		Silver	EPA 200.7	1109210-005	<0.005		0.088	0.088	0.090	mg/L	97	96	<1%
		Sodium	EPA 200.7	1109210-005	88.7		99.3	99.5	10.0	mg/L	106	108	<1%

QCBatchID	QCType	Parameter	Method	Spike Sample	Sample Result		MS Result	MSD Result	Spike Value	Units	MS % Rec.	MSD % Rec.	RPD
		Strontium	EPA 200.7	1109210-005	0.854		1.85	1.82	1.00	mg/L	100	97	2 %
		Tin	EPA 200.7	1109210-005	<0.100		0.872	0.873	1.00	mg/L	92	92	<1%
		Titanium	EPA 200.7	1109210-005	<0.100		0.963	0.959	1.00	mg/L	96	96	<1%
		Vanadium	EPA 200.7	1109210-005	0.016		0.984	0.968	1.00	mg/L	97	95	2 %
		Zinc	EPA 200.7	1109210-005	<0.010		0.957	0.950	1.00	mg/L	96	95	1 %
QC11090601	MS 1	Aluminum, Dissolved	EPA 200.7	1109213-001	0.162		1.11	1.08	1.00	mg/L	95	92	3 %
		Barium, Dissolved	EPA 200.7	1109213-001	0.069		1.02	0.992	1.00	mg/L	95	92	3 %
		Beryllium, Dissolved	EPA 200.7	1109213-001	<0.001		0.945	0.917	1.00	mg/L	94	92	3 %
		Bismuth, Dissolved	EPA 200.7	1109213-001	<0.100		0.967	0.932	1.00	mg/L	98	94	4 %
		Boron, Dissolved	EPA 200.7	1109213-001	<0.100		0.983	0.953	1.00	mg/L	94	91	3 %
		Cadmium, Dissolved	EPA 200.7	1109213-001	<0.001		0.920	0.899	1.00	mg/L	92	90	2 %
		Calcium, Dissolved	EPA 200.7	1109213-001	40.7		50.1	48.4	10.0	mg/L	94	77	3 %
		Chromium, Dissolved	EPA 200.7	1109213-001	<0.005		0.934	0.911	1.00	mg/L	94	91	2 %
		Cobalt, Dissolved	EPA 200.7	1109213-001	<0.010		0.926	0.903	1.00	mg/L	92	90	3 %
		Copper, Dissolved	EPA 200.7	1109213-001	<0.050		4.85	4.66	5.00	mg/L	97	93	4 %
		Gallium, Dissolved	EPA 200.7	1109213-001	<0.100		0.962	0.929	1.00	mg/L	96	93	3 %
		Iron, Dissolved	EPA 200.7	1109213-001	0.046		1.01	0.989	1.00	mg/L	96	94	2 %
		Lithium, Dissolved	EPA 200.7	1109213-001	<0.100		0.953	0.944	1.00	mg/L	94	93	1 %
		Magnesium, Dissolved	EPA 200.7	1109213-001	13.6		22.0	21.6	10.0	mg/L	84	80	2 %
		Manganese, Dissolved	EPA 200.7	1109213-001	<0.005		0.927	0.902	1.00	mg/L	94	92	3 %
		Molybdenum, Dissolved	EPA 200.7	1109213-001	<0.010		0.954	0.921	1.00	mg/L	95	92	4 %
		Nickel, Dissolved	EPA 200.7	1109213-001	<0.010		4.61	4.49	5.00	mg/L	92	90	3 %
		Phosphorus, Dissolved	EPA 200.7	1109213-001	<0.500		4.70	4.55	5.00	mg/L	92	89	3 %
		Potassium, Dissolved	EPA 200.7	1109213-001	1.41		11.7	11.3	10.0	mg/L	103	99	3 %
		Scandium, Dissolved	EPA 200.7	1109213-001	<0.100		0.967	0.934	1.00	mg/L	97	93	3 %
		Silver, Dissolved	EPA 200.7	1109213-001	<0.005		0.088	0.085	0.090	mg/L	97	94	3 %
		Sodium, Dissolved	EPA 200.7	1109213-001	9.48		19.5	19.0	10.0	mg/L	100	95	3 %
		Strontium, Dissolved	EPA 200.7	1109213-001	0.149		1.17	1.14	1.00	mg/L	102	99	3 %
		Tin, Dissolved	EPA 200.7	1109213-001	<0.100		0.885	0.860	1.00	mg/L	92	90	3 %
		Titanium, Dissolved	EPA 200.7	1109213-001	<0.100		0.987	0.959	1.00	mg/L	99	96	3 %
		Vanadium, Dissolved	EPA 200.7	1109213-001	0.016		0.967	0.937	1.00	mg/L	95	92	3 %
		Zinc, Dissolved	EPA 200.7	1109213-001	<0.010		0.916	0.899	1.00	mg/L	91	90	2 %
QC11090602	MS 1	Aluminum	EPA 200.7	1109210-017	0.472	M	2.08	2.01	1.00	mg/L	NC	NC	NC
		Barium	EPA 200.7	1109210-017	0.035		1.01	0.968	1.00	mg/L	98	93	4 %
		Beryllium	EPA 200.7	1109210-017	<0.001		0.956	0.924	1.00	mg/L	96	92	3 %
		Bismuth	EPA 200.7	1109210-017	<0.100		0.955	0.932	1.00	mg/L	97	95	2 %
		Boron	EPA 200.7	1109210-017	0.402		1.40	1.35	1.00	mg/L	100	95	4 %
		Cadmium	EPA 200.7	1109210-017	<0.001		0.929	0.900	1.00	mg/L	93	90	3 %
		Calcium	EPA 200.7	1109210-017	83.5	SC	99.7	96.1	10.0	mg/L	NC	NC	NC
		Chromium	EPA 200.7	1109210-017	<0.005		0.957	0.921	1.00	mg/L	96	92	4 %
		Cobalt	EPA 200.7	1109210-017	<0.010		0.949	0.916	1.00	mg/L	95	91	4 %
		Copper	EPA 200.7	1109210-017	<0.050		5.00	4.81	5.00	mg/L	100	96	4 %
		Gallium	EPA 200.7	1109210-017	<0.100		0.931	0.895	1.00	mg/L	93	89	4 %
		Iron	EPA 200.7	1109210-017	0.508		1.66	1.64	1.00	mg/L	115	113	1 %
		Lithium	EPA 200.7	1109210-017	<0.100		1.00	0.967	1.00	mg/L	98	95	3 %
		Magnesium	EPA 200.7	1109210-017	14.4		24.5	24.0	10.0	mg/L	101	96	2 %
		Manganese	EPA 200.7	1109210-017	<0.005		0.965	0.933	1.00	mg/L	96	93	3 %
		Molybdenum	EPA 200.7	1109210-017	<0.010		0.954	0.923	1.00	mg/L	96	92	3 %
		Nickel	EPA 200.7	1109210-017	<0.010		4.69	4.54	5.00	mg/L	94	91	3 %
		Phosphorus	EPA 200.7	1109210-017	<0.500		4.91	4.79	5.00	mg/L	96	94	2 %
		Potassium	EPA 200.7	1109210-017	2.93		14.0	13.5	10.0	mg/L	111	106	4 %
		Scandium	EPA 200.7	1109210-017	<0.100		0.986	0.946	1.00	mg/L	99	95	4 %
		Silver	EPA 200.7	1109210-017	<0.005		0.090	0.086	0.090	mg/L	99	95	5 %
		Sodium	EPA 200.7	1109210-017	94.6	SC	113	111	10.0	mg/L	NC	NC	NC
		Strontium	EPA 200.7	1109210-017	1.21		2.31	2.26	1.00	mg/L	110	105	2 %

QCBatchID	QCType	Parameter	Method	Spike Sample	Sample Result	MS Result	MSD Result	Spike Value	Units	MS % Rec.	MSD % Rec.	RPD
		Tin	EPA 200.7	1109210-017	<0.100	0.883	0.863	1.00	mg/L	94	92	2 %
		Titanium	EPA 200.7	1109210-017	<0.100	1.01	0.977	1.00	mg/L	100	97	3 %
		Vanadium	EPA 200.7	1109210-017	0.020	0.993	0.956	1.00	mg/L	97	94	4 %
		Zinc	EPA 200.7	1109210-017	<0.010	0.938	0.911	1.00	mg/L	94	91	3 %
QC11090613	MS 1	Mercury	EPA 200.8	1109210-003	<0.00050	0.001660	0.001871	0.001	mg/L	126	147	12 %
		Antimony	EPA 200.8	1109210-003	0.0273	0.0390	0.0394	0.010	mg/L	117	121	1 %
		Arsenic	EPA 200.8	1109210-003	0.2361	0.2730	0.2679	0.050	mg/L	74	64	2 %
		Lead	EPA 200.8	1109210-003	<0.0050	0.0115	0.0114	0.010	mg/L	115	114	1 %
		Selenium	EPA 200.8	1109210-003	0.0756	0.1317	0.1351	0.050	mg/L	112	119	3 %
		Thallium	EPA 200.8	1109210-003	<0.0050	0.0115	0.0114	0.010	mg/L	115	114	1 %
		Uranium	EPA 200.8	1109210-003	0.0308	0.0410	0.0420	0.010	mg/L	102	112	2 %
QC11090614	MS 1	Mercury	EPA 200.8	1109210-005	0.000209	0.001392	0.001396	0.001	mg/L	118	119	<1%
		Antimony	EPA 200.8	1109210-005	<0.0025	0.0114	0.0113	0.010	mg/L	111	110	1 %
		Arsenic	EPA 200.8	1109210-005	<0.0050	0.0603	0.0615	0.050	mg/L	111	113	2 %
		Lead	EPA 200.8	1109210-005	<0.0025	0.0108	0.0110	0.010	mg/L	108	110	2 %
		Selenium	EPA 200.8	1109210-005	<0.0050	0.0555	0.0576	0.050	mg/L	108	112	4 %
		Thallium	EPA 200.8	1109210-005	<0.0010	0.0104	0.0107	0.010	mg/L	104	107	3 %
		Uranium	EPA 200.8	1109210-005	<0.0100	0.0157	0.0157	0.010	mg/L	109	110	<1%
QC11090641	MS 1	Uranium, Dissolved	EPA 200.8	1109213-001	<0.0100	0.0117	0.0114	0.010	mg/L	104	101	3 %
		Mercury, Dissolved	EPA 200.8	1109213-001	<0.00010	0.001209	0.001200	0.001	mg/L	119	118	1 %
		Antimony, Dissolved	EPA 200.8	1109213-001	<0.0025	0.0118	0.0118	0.010	mg/L	107	107	<1%
		Arsenic, Dissolved	EPA 200.8	1109213-001	0.0054	0.0610	0.0612	0.050	mg/L	111	112	<1%
		Lead, Dissolved	EPA 200.8	1109213-001	<0.0025	0.0106	0.0104	0.010	mg/L	106	104	2 %
		Selenium, Dissolved	EPA 200.8	1109213-001	<0.0050	0.0548	0.0542	0.050	mg/L	108	107	1 %
		Thallium, Dissolved	EPA 200.8	1109213-001	<0.0010	0.0104	0.0103	0.010	mg/L	103	101	1 %
QC11090642	MS 1	Mercury	EPA 200.8	1109210-017	<0.00010	0.001097	0.001078	0.001	mg/L	110	108	2 %
		Antimony	EPA 200.8	1109210-017	<0.0025	0.0115	0.0118	0.010	mg/L	106	109	3 %
		Arsenic	EPA 200.8	1109210-017	<0.0050	0.0607	0.0624	0.050	mg/L	113	117	3 %
		Lead	EPA 200.8	1109210-017	<0.0025	0.0103	0.0104	0.010	mg/L	99	101	1 %
		Selenium	EPA 200.8	1109210-017	<0.0050	0.0546	0.0548	0.050	mg/L	103	103	<1%
		Thallium	EPA 200.8	1109210-017	<0.0010	0.0098	0.0100	0.010	mg/L	98	100	2 %
		Uranium	EPA 200.8	1109210-017	<0.0100	0.0146	0.0147	0.010	mg/L	103	104	1 %

WETLAB
WESTERN ENVIRONMENTAL TESTING LABORATORY
Specializing in Soil, Hazardous Waste and Water Analysis.
475 E. Greg Street #119 | Sparks, Nevada 89431
tel (775) 355-0202 | fax (775) 355-0817 | www.WETLaboratory.com

Lab Number 1109159
Report Due Date: 9/23/11
Page 1 of 2

Client: McClelland Laboratories, Inc.
Address: 1016 Greg Street
City, State & Zip: Sparks, NV 89431
Contact: Gene McClelland
Phone: 775-356-1300 | Collector's Name: Robert
Fax: 775-356-8917 | Project Name:
P.O. Number: | Project Number: 3438
Email: mli@mettest.com

Turnaround Time
Standard | 5-Day | Other

Billing Address (if different than Client Address):
Company:
Address:
City, State & Zip:
Contact:
Phone:
Fax:
Email:

Additional Information

Fax Results	Y	N	To: Client	Billing
Email Results	Y	N	To: Client	Billing
Compliance Monitoring	Y	N		
Fax Results to State EPA	Y	N		

Sample Type Codes

DW = Drinking Water	SD = Solid
WW = Wastewater	SO = Soil
SW = Surface Water	HW = Hazardous Waste
MW = Monitoring Well	OTHER:

SAMPLE ID/LOCATION	DATE	TIME	SAMPLE TYPE	NO. OF CONTAINERS	Profile II w/o Rad	Uranium	Spl. No.
604 562 Wk:32	9/09/11	9:00	ww	2	X	X	1
604 569							2
604 606							3
604 653							4
604 656							5
604 669							6
604 673							7
604 767							8
604 787							9
604 811							10
604 854							11
604 862							12

1109 5
159 3

Instructions/Comments/Special Requirements:

SAMPLE RECEIPT	DATE	TIME	Samples Relinquished By	Samples Received By
Temperature 25 °C	9/9	15:30		
Custody Seals Intact? Y N (None)				
Number of Containers 12				

WETLAB'S Standard Terms and Conditions apply unless written agreements specify otherwise. Payment terms are Net 30.

To the maximum extent permitted by law, the Client agrees to limit the liability of WETLAB for the Client's damages to the total compesation received, unless other agreements are made in writing. This limitation shall apply regardless of the cause of action or legal theory pled or asserted.

COPY

01.2E

WETLAB
WESTERN ENVIRONMENTAL TESTING LABORATORY
Specializing in Soil, Hazardous Waste and Water Analysis.
475 E. Greg Street #119 | Sparks, Nevada 89431
tel (775) 355-0202 | fax (775) 355-0817 | www.WETLaboratory.com

Lab Number 1109159
Report Due Date: 9/23/11
Page 2 of 2

Client	McClelland Laboratories, Inc.
Address	1016 Greg Street
City, State & Zip	Sparks, NV 89431
Contact	Gene McClelland
Phone 775-356-1300	Collector's Name Robert
Fax 775-356-8917	Project Name
P.O. Number	Project Number 3438
Email mli@mettest.com	

Turnaround Time: Standard ____ 5 Day ____ Other ____

Billing Address (if different than Client Address):
Company ____
Address ____
City, State & Zip ____
Contact ____
Phone ____
Fax ____
Email ____

Additional Information

Fax Results	Y	N	To: Client	Billing
Email Results	Y	N	To: Client	Billing
Compliance Monitoring	Y	N		
Fax Results to State EPA	Y	N		

Sample Type Codes

DW = Drinking Water	SD = Solid
WW = Wastewater	SO = Soil
SW = Surface Water	HW = Hazardous Waste
MW = Monitoring Well	OTHER: ____

SAMPLE ID/LOCATION		DATE	TIME	SAMPLE TYPE	NO. OF CONTAINERS	Profile II w/o Rad	Uranium	Spl. No.
604 867	Wk:32	9/09/11	9:00	WW	2	X	X	13
605 033								14
605 153								15
SRK 0854								16
SRK 0858								17
SRK 0864								18
SRK 0866								19
SRK 0867								20
SRK 0872								21

1109 5
159 15

Instructions/Comments/Special Requirements:

SAMPLE RECEIPT	DATE	TIME	Samples Relinquished By	Samples Received By
Temperature 25 °C	9/9	18:30		
Custody Seals Intact? Y N None				
Number of Containers 12				

WETLAB'S Standard Terms and Conditions apply unless written agreements specify otherwise. Payment terms are Net 30.

To the maximum extent permitted by law, the Client agrees to limit the liability of WETLAB for the Client's damages to the total compensation received, unless other agreements are made in writing. This limitation shall apply regardless of the cause of action or legal theory pled or asserted.

COPY

WETLAB
WESTERN ENVIRONMENTAL
TESTING LABORATORY

475 E. Greg Street #119 | Sparks, Nevada 89431 | tel (775) 355-0202 | fax (775) 355-0817 | www.WETLaboratory.com

8/30/2011

McClelland Laboratory
1016 Greg Street
Sparks, NV 89431
Attn: Gene McClelland

OrderID: *1108216*

Dear: Gene McClelland

This is to transmit the attached analytical report. The analytical data and information contained therein was generated using specified or selected methods contained in references, such as Standard Methods for the Examination of Water and Wastewater, 18th & 19th editions, Methods for Determination of Organic Compounds in Drinking Water, EPA-600/4-79-020, and Test Methods for Evaluation of Solid Waste, Physical/Chemical Methods (SW846) Third Edition.

The samples were received by WETLAB-Western Environmental Testing Laboratory in good condition on 8/12/2011. Additional comments are located on page 2 of this report.

If you should have any questions or comments regarding this report, please do not hesitate to call.

Sincerely,

Andy Smith
QA Manager

Western Environmental Testing Laboratory
Report Comments

McClelland Laboratory - 1108216

General Comments

None

Specific Comments

Due to the sample matrix it was necessary to analyze the following at a dilution:
1108216-007 Cadmium
1108216-017 Nitrite Nitrogen, Chloride, All metals
The reporting limits have been adjusted accordingly.

Due to a laboratory reanalysis requirement the analysis for Total Dissolved Solids (TDS) on sample 1108216-015 was performed past the EPA recommended holding time. We apologize for any inconvenience this may have caused.

Data Qualifier Legend

B – Blank contamination; Analyte detected above the method reporting limit in an associated blank

HT – Sample held beyond the accepted holding time

J – The reported value is between the laboratory method detection limit and the laboratory practical quantitation limit

M – Reported value is estimated; The sample matrix interfered with the analysis

N – There was insufficient sample available to perform a spike and/or duplicate on this analytical batch.

NC – Not calculated due to matrix interference

Q – Reported value is estimated; The value failed to meet QC criteria for either precision or accuracy

SC – Spike recovery not calculated. Sample concentration >4X the spike amount; therefore, the spike could not be adequately recovered.

Western Environmental Testing Laboratory
Analytical Report

McClelland Laboratory
1016 Greg Street
Sparks, NV 89431
Attn: Gene McClelland
Phone: (775) 356-1300 **Fax:** (775) 356-8917
PO\Project: *3438*

Date Printed: 8/30/2011
OrderID: *1108216*

Customer Sample ID: 604 562 WK:28
WETLAB Sample ID: 1108216-001

Collect Date/Time: 8/12/2011 09:00
Receive Date: 8/12/2011 15:15

PROFILE II

Parameter	Method	Results	Units	Reporting Limit	Date Analyzed
pH	SM 4500-H+ B	7.90	pH Units		8/12/2011
Bicarbonate (HCO3)	SM 2320B	85	mg/L	1.0	8/12/2011
Carbonate (CO3)	SM 2320B	<1.0	mg/L	1.0	8/12/2011
Hydroxide (OH)	SM 2320B	<1.0	mg/L	1.0	8/12/2011
Total Alkalinity	SM 2320B	70	mg/L as CaCO3	1.0	8/12/2011
Chloride	EPA 300.0	<1.00	mg/L	1.00	8/12/2011
Fluoride	EPA 300.0	0.97	mg/L	0.10	8/12/2011
Sulfate	EPA 300.0	57	mg/L	1.0	8/12/2011
Nitrate Nitrogen	EPA 300.0	<1.0	mg/L	1.0	8/12/2011
Nitrite Nitrogen	EPA 300.0	<0.025	mg/L	0.025	8/12/2011
Total Dissolved Solids (TDS)	SM 2540C	160	mg/L	10	8/16/2011
Aluminum	EPA 200.7	<0.045	mg/L	0.045	8/22/2011
Barium	EPA 200.7	0.019	mg/L	0.010	8/22/2011
Beryllium	EPA 200.7	<0.0010	mg/L	0.0010	8/22/2011
Bismuth	EPA 200.7	<0.10	mg/L	0.10	8/22/2011
Boron	EPA 200.7	<0.10	mg/L	0.10	8/22/2011
Cadmium	EPA 200.7	<0.0010	mg/L	0.0010	8/22/2011
Calcium	EPA 200.7	40	mg/L	0.50	8/22/2011
Chromium	EPA 200.7	<0.0050	mg/L	0.0050	8/22/2011
Cobalt	EPA 200.7	<0.010	mg/L	0.010	8/22/2011
Copper	EPA 200.7	<0.050	mg/L	0.050	8/22/2011
Gallium	EPA 200.7	<0.10	mg/L	0.10	8/22/2011
Iron	EPA 200.7	<0.010	mg/L	0.010	8/22/2011
Lithium	EPA 200.7	<0.10	mg/L	0.10	8/22/2011
Magnesium	EPA 200.7	6.8	mg/L	0.50	8/22/2011
Manganese	EPA 200.7	0.36	mg/L	0.0050	8/22/2011
Molybdenum	EPA 200.7	<0.010	mg/L	0.010	8/22/2011
Nickel	EPA 200.7	<0.010	mg/L	0.010	8/22/2011
Phosphorus	EPA 200.7	<0.50	mg/L	0.50	8/22/2011
Potassium	EPA 200.7	1.6	mg/L	0.50	8/22/2011

Customer Sample ID: 604 562 WK:28 **Collect Date/Time:** 8/12/2011 09:00
WETLAB Sample ID: 1108216-001 **Receive Date:** 8/12/2011 15:15

PROFILE II

Parameter	Method	Results	Units	Reporting Limit	Date Analyzed
Scandium	EPA 200.7	<0.10	mg/L	0.10	8/22/2011
Silver	EPA 200.7	<0.0050	mg/L	0.0050	8/22/2011
Sodium	EPA 200.7	0.65	mg/L	0.50	8/22/2011
Strontium	EPA 200.7	0.30	mg/L	0.10	8/22/2011
Tin	EPA 200.7	<0.10	mg/L	0.10	8/22/2011
Titanium	EPA 200.7	<0.10	mg/L	0.10	8/22/2011
Vanadium	EPA 200.7	<0.010	mg/L	0.010	8/22/2011
Zinc	EPA 200.7	0.030	mg/L	0.010	8/22/2011
Mercury	EPA 200.8	<0.00010	mg/L	0.00010	8/19/2011
Antimony	EPA 200.8	<0.0025	mg/L	0.0025	8/18/2011
Arsenic	EPA 200.8	<0.0050	mg/L	0.0050	8/18/2011
Lead	EPA 200.8	<0.0025	mg/L	0.0025	8/19/2011
Selenium	EPA 200.8	<0.0050	mg/L	0.0050	8/18/2011
Thallium	EPA 200.8	<0.0010	mg/L	0.0010	8/19/2011
Uranium	EPA 200.8	<0.010	mg/L	0.010	8/19/2011
Anions	Calculation	2.63	meq/L	0.10	
Cations	Calculation	2.64	meq/L	0.10	
Error	Calculation	<1.0	%	1.0	

Customer Sample ID: 604 569 WK:28 **Collect Date/Time:** 8/12/2011 09:00
WETLAB Sample ID: 1108216-002 **Receive Date:** 8/12/2011 15:15

PROFILE II

Parameter	Method	Results	Units	Reporting Limit	Date Analyzed
pH	SM 4500-H+ B	7.32	pH Units		8/12/2011
Bicarbonate (HCO3)	SM 2320B	27	mg/L	1.0	8/12/2011
Carbonate (CO3)	SM 2320B	<1.0	mg/L	1.0	8/12/2011
Hydroxide (OH)	SM 2320B	<1.0	mg/L	1.0	8/12/2011
Total Alkalinity	SM 2320B	22	mg/L as CaCO3	1.0	8/12/2011
Chloride	EPA 300.0	<1.00	mg/L	1.00	8/13/2011
Fluoride	EPA 300.0	0.86	mg/L	0.10	8/13/2011
Sulfate	EPA 300.0	19	mg/L	1.0	8/13/2011
Nitrate Nitrogen	EPA 300.0	<1.0	mg/L	1.0	8/13/2011
Nitrite Nitrogen	EPA 300.0	<0.025	mg/L	0.025	8/13/2011
Total Dissolved Solids (TDS)	SM 2540C	47	mg/L	10	8/16/2011
Aluminum	EPA 200.7	0.078	mg/L	0.045	8/22/2011
Barium	EPA 200.7	<0.010	mg/L	0.010	8/22/2011
Beryllium	EPA 200.7	<0.0010	mg/L	0.0010	8/22/2011
Bismuth	EPA 200.7	<0.10	mg/L	0.10	8/22/2011
Boron	EPA 200.7	<0.10	mg/L	0.10	8/22/2011
Cadmium	EPA 200.7	<0.0010	mg/L	0.0010	8/22/2011

Customer Sample ID: 604 569 WK:28 **Collect Date/Time:** 8/12/2011 09:00
WETLAB Sample ID: 1108216-002 **Receive Date:** 8/12/2011 15:15

PROFILE II

Parameter	Method	Results	Units	Reporting Limit	Date Analyzed
Calcium	EPA 200.7	12	mg/L	0.50	8/22/2011
Chromium	EPA 200.7	<0.0050	mg/L	0.0050	8/22/2011
Cobalt	EPA 200.7	<0.010	mg/L	0.010	8/22/2011
Copper	EPA 200.7	<0.050	mg/L	0.050	8/22/2011
Gallium	EPA 200.7	<0.10	mg/L	0.10	8/22/2011
Iron	EPA 200.7	<0.010	mg/L	0.010	8/22/2011
Lithium	EPA 200.7	<0.10	mg/L	0.10	8/22/2011
Magnesium	EPA 200.7	2.7	mg/L	0.50	8/22/2011
Manganese	EPA 200.7	0.046	mg/L	0.0050	8/22/2011
Molybdenum	EPA 200.7	<0.010	mg/L	0.010	8/22/2011
Nickel	EPA 200.7	<0.010	mg/L	0.010	8/22/2011
Phosphorus	EPA 200.7	<0.50	mg/L	0.50	8/22/2011
Potassium	EPA 200.7	1.1	mg/L	0.50	8/22/2011
Scandium	EPA 200.7	<0.10	mg/L	0.10	8/22/2011
Silver	EPA 200.7	<0.0050	mg/L	0.0050	8/22/2011
Sodium	EPA 200.7	0.61	mg/L	0.50	8/22/2011
Strontium	EPA 200.7	<0.10	mg/L	0.10	8/22/2011
Tin	EPA 200.7	<0.10	mg/L	0.10	8/22/2011
Titanium	EPA 200.7	<0.10	mg/L	0.10	8/22/2011
Vanadium	EPA 200.7	<0.010	mg/L	0.010	8/22/2011
Zinc	EPA 200.7	<0.010	mg/L	0.010	8/22/2011
Mercury	EPA 200.8	<0.00010	mg/L	0.00010	8/18/2011
Antimony	EPA 200.8	<0.0025	mg/L	0.0025	8/18/2011
Arsenic	EPA 200.8	<0.0050	mg/L	0.0050	8/18/2011
Lead	EPA 200.8	<0.0025	mg/L	0.0025	8/18/2011
Selenium	EPA 200.8	<0.0050	mg/L	0.0050	8/18/2011
Thallium	EPA 200.8	<0.0010	mg/L	0.0010	8/18/2011
Uranium	EPA 200.8	<0.010	mg/L	0.010	8/18/2011
Anions	Calculation	0.88	meq/L	0.10	
Cations	Calculation	0.89	meq/L	0.10	
Error	Calculation	<1.0	%	1.0	

Customer Sample ID: 604 606 WK:28 **Collect Date/Time:** 8/12/2011 09:00
WETLAB Sample ID: 1108216-003 **Receive Date:** 8/12/2011 15:15

PROFILE II

Parameter	Method	Results	Units	Reporting Limit	Date Analyzed
pH	SM 4500-H+ B	7.84	pH Units		8/12/2011
Bicarbonate (HCO3)	SM 2320B	66	mg/L	1.0	8/12/2011
Carbonate (CO3)	SM 2320B	<1.0	mg/L	1.0	8/12/2011
Hydroxide (OH)	SM 2320B	<1.0	mg/L	1.0	8/12/2011

Customer Sample ID: 604 606 WK:28 **Collect Date/Time:** 8/12/2011 09:00

WETLAB Sample ID: 1108216-003 **Receive Date:** 8/12/2011 15:15

PROFILE II

Parameter	Method	Results	Units	Reporting Limit	Date Analyzed
Total Alkalinity	SM 2320B	54	mg/L as CaCO3	1.0	8/12/2011
Chloride	EPA 300.0	<1.00	mg/L	1.00	8/13/2011
Fluoride	EPA 300.0	1.5	mg/L	0.10	8/13/2011
Sulfate	EPA 300.0	31	mg/L	1.0	8/13/2011
Nitrate Nitrogen	EPA 300.0	<1.0	mg/L	1.0	8/13/2011
Nitrite Nitrogen	EPA 300.0	<0.025	mg/L	0.025	8/13/2011
Total Dissolved Solids (TDS)	SM 2540C	100	mg/L	10	8/16/2011
Aluminum	EPA 200.7	0.056	mg/L	0.045	8/22/2011
Barium	EPA 200.7	0.032	mg/L	0.010	8/22/2011
Beryllium	EPA 200.7	<0.0010	mg/L	0.0010	8/22/2011
Bismuth	EPA 200.7	<0.10	mg/L	0.10	8/22/2011
Boron	EPA 200.7	<0.10	mg/L	0.10	8/22/2011
Cadmium	EPA 200.7	<0.0010	mg/L	0.0010	8/22/2011
Calcium	EPA 200.7	28	mg/L	0.50	8/22/2011
Chromium	EPA 200.7	<0.0050	mg/L	0.0050	8/22/2011
Cobalt	EPA 200.7	<0.010	mg/L	0.010	8/22/2011
Copper	EPA 200.7	<0.050	mg/L	0.050	8/22/2011
Gallium	EPA 200.7	<0.10	mg/L	0.10	8/22/2011
Iron	EPA 200.7	<0.010	mg/L	0.010	8/22/2011
Lithium	EPA 200.7	<0.10	mg/L	0.10	8/22/2011
Magnesium	EPA 200.7	4.6	mg/L	0.50	8/22/2011
Manganese	EPA 200.7	0.043	mg/L	0.0050	8/22/2011
Molybdenum	EPA 200.7	<0.010	mg/L	0.010	8/22/2011
Nickel	EPA 200.7	<0.010	mg/L	0.010	8/22/2011
Phosphorus	EPA 200.7	<0.50	mg/L	0.50	8/22/2011
Potassium	EPA 200.7	2.0	mg/L	0.50	8/22/2011
Scandium	EPA 200.7	<0.10	mg/L	0.10	8/22/2011
Silver	EPA 200.7	<0.0050	mg/L	0.0050	8/22/2011
Sodium	EPA 200.7	0.93	mg/L	0.50	8/22/2011
Strontium	EPA 200.7	0.22	mg/L	0.10	8/22/2011
Tin	EPA 200.7	<0.10	mg/L	0.10	8/22/2011
Titanium	EPA 200.7	<0.10	mg/L	0.10	8/22/2011
Vanadium	EPA 200.7	<0.010	mg/L	0.010	8/22/2011
Zinc	EPA 200.7	<0.010	mg/L	0.010	8/22/2011
Mercury	EPA 200.8	<0.00010	mg/L	0.00010	8/18/2011
Antimony	EPA 200.8	<0.0025	mg/L	0.0025	8/18/2011
Arsenic	EPA 200.8	<0.0050	mg/L	0.0050	8/18/2011
Lead	EPA 200.8	<0.0025	mg/L	0.0025	8/18/2011
Selenium	EPA 200.8	<0.0050	mg/L	0.0050	8/18/2011
Thallium	EPA 200.8	<0.0010	mg/L	0.0010	8/18/2011
Uranium	EPA 200.8	<0.010	mg/L	0.010	8/18/2011

Customer Sample ID: 604 606 WK:28 **Collect Date/Time:** 8/12/2011 09:00
WETLAB Sample ID: 1108216-003 **Receive Date:** 8/12/2011 15:15

PROFILE II

Parameter	Method	Results	Units	Reporting Limit	Date Analyzed
Anions	Calculation	1.81	meq/L	0.10	
Cations	Calculation	1.88	meq/L	0.10	
Error	Calculation	1.9	%	1.0	

Customer Sample ID: 604 653 WK:28 **Collect Date/Time:** 8/12/2011 09:00
WETLAB Sample ID: 1108216-004 **Receive Date:** 8/12/2011 15:15

PROFILE II

Parameter	Method	Results	Units	Reporting Limit	Date Analyzed
pH	SM 4500-H+ B	7.67	pH Units		8/12/2011
Bicarbonate (HCO3)	SM 2320B	50	mg/L	1.0	8/12/2011
Carbonate (CO3)	SM 2320B	<1.0	mg/L	1.0	8/12/2011
Hydroxide (OH)	SM 2320B	<1.0	mg/L	1.0	8/12/2011
Total Alkalinity	SM 2320B	41	mg/L as CaCO3	1.0	8/12/2011
Chloride	EPA 300.0	<1.00	mg/L	1.00	8/13/2011
Fluoride	EPA 300.0	1.4	mg/L	0.10	8/13/2011
Sulfate	EPA 300.0	43	mg/L	1.0	8/13/2011
Nitrate Nitrogen	EPA 300.0	<1.0	mg/L	1.0	8/13/2011
Nitrite Nitrogen	EPA 300.0	<0.025	mg/L	0.025	8/13/2011
Total Dissolved Solids (TDS)	SM 2540C	110	mg/L	10	8/16/2011
Aluminum	EPA 200.7	0.066	mg/L	0.045	8/22/2011
Barium	EPA 200.7	0.050	mg/L	0.010	8/22/2011
Beryllium	EPA 200.7	<0.0010	mg/L	0.0010	8/22/2011
Bismuth	EPA 200.7	<0.10	mg/L	0.10	8/22/2011
Boron	EPA 200.7	<0.10	mg/L	0.10	8/22/2011
Cadmium	EPA 200.7	<0.0010	mg/L	0.0010	8/22/2011
Calcium	EPA 200.7	29	mg/L	0.50	8/22/2011
Chromium	EPA 200.7	<0.0050	mg/L	0.0050	8/22/2011
Cobalt	EPA 200.7	<0.010	mg/L	0.010	8/22/2011
Copper	EPA 200.7	<0.050	mg/L	0.050	8/22/2011
Gallium	EPA 200.7	<0.10	mg/L	0.10	8/22/2011
Iron	EPA 200.7	<0.010	mg/L	0.010	8/22/2011
Lithium	EPA 200.7	<0.10	mg/L	0.10	8/22/2011
Magnesium	EPA 200.7	2.6	mg/L	0.50	8/22/2011
Manganese	EPA 200.7	0.18	mg/L	0.0050	8/22/2011
Molybdenum	EPA 200.7	0.018	mg/L	0.010	8/22/2011
Nickel	EPA 200.7	<0.010	mg/L	0.010	8/22/2011
Phosphorus	EPA 200.7	<0.50	mg/L	0.50	8/22/2011
Potassium	EPA 200.7	2.4	mg/L	0.50	8/22/2011
Scandium	EPA 200.7	<0.10	mg/L	0.10	8/22/2011
Silver	EPA 200.7	<0.0050	mg/L	0.0050	8/22/2011

Customer Sample ID: 604 653 WK:28 **Collect Date/Time:** 8/12/2011 09:00
WETLAB Sample ID: 1108216-004 **Receive Date:** 8/12/2011 15:15

PROFILE II

Parameter	Method	Results	Units	Reporting Limit	Date Analyzed
Sodium	EPA 200.7	1.1	mg/L	0.50	8/22/2011
Strontium	EPA 200.7	0.18	mg/L	0.10	8/22/2011
Tin	EPA 200.7	<0.10	mg/L	0.10	8/22/2011
Titanium	EPA 200.7	<0.10	mg/L	0.10	8/22/2011
Vanadium	EPA 200.7	<0.010	mg/L	0.010	8/22/2011
Zinc	EPA 200.7	<0.010	mg/L	0.010	8/22/2011
Mercury	EPA 200.8	<0.00010	mg/L	0.00010	8/19/2011
Antimony	EPA 200.8	<0.0025	mg/L	0.0025	8/18/2011
Arsenic	EPA 200.8	<0.0050	mg/L	0.0050	8/18/2011
Lead	EPA 200.8	<0.0025	mg/L	0.0025	8/19/2011
Selenium	EPA 200.8	<0.0050	mg/L	0.0050	8/18/2011
Thallium	EPA 200.8	<0.0010	mg/L	0.0010	8/19/2011
Uranium	EPA 200.8	<0.010	mg/L	0.010	8/19/2011
Anions	Calculation	1.79	meq/L	0.10	
Cations	Calculation	1.78	meq/L	0.10	
Error	Calculation	<1.0	%	1.0	

Customer Sample ID: 604 656 WK:28 **Collect Date/Time:** 8/12/2011 09:00
WETLAB Sample ID: 1108216-005 **Receive Date:** 8/12/2011 15:15

PROFILE II

Parameter	Method	Results	Units	Reporting Limit	Date Analyzed
pH	SM 4500-H+ B	7.72	pH Units		8/12/2011
Bicarbonate (HCO3)	SM 2320B	54	mg/L	1.0	8/12/2011
Carbonate (CO3)	SM 2320B	<1.0	mg/L	1.0	8/12/2011
Hydroxide (OH)	SM 2320B	<1.0	mg/L	1.0	8/12/2011
Total Alkalinity	SM 2320B	44	mg/L as CaCO3	1.0	8/12/2011
Chloride	EPA 300.0	<1.00	mg/L	1.00	8/13/2011
Fluoride	EPA 300.0	0.82	mg/L	0.10	8/13/2011
Sulfate	EPA 300.0	29	mg/L	1.0	8/13/2011
Nitrate Nitrogen	EPA 300.0	<1.0	mg/L	1.0	8/13/2011
Nitrite Nitrogen	EPA 300.0	<0.025	mg/L	0.025	8/13/2011
Total Dissolved Solids (TDS)	SM 2540C	80	mg/L	10	8/16/2011
Aluminum	EPA 200.7	<0.045	mg/L	0.045	8/22/2011
Barium	EPA 200.7	0.011	mg/L	0.010	8/22/2011
Beryllium	EPA 200.7	<0.0010	mg/L	0.0010	8/22/2011
Bismuth	EPA 200.7	<0.10	mg/L	0.10	8/22/2011
Boron	EPA 200.7	<0.10	mg/L	0.10	8/22/2011
Cadmium	EPA 200.7	<0.0010	mg/L	0.0010	8/22/2011
Calcium	EPA 200.7	24	mg/L	0.50	8/22/2011
Chromium	EPA 200.7	<0.0050	mg/L	0.0050	8/22/2011

Customer Sample ID: 604 656 WK:28 **Collect Date/Time:** 8/12/2011 09:00
WETLAB Sample ID: 1108216-005 **Receive Date:** 8/12/2011 15:15

PROFILE II

Parameter	Method	Results	Units	Reporting Limit	Date Analyzed
Cobalt	EPA 200.7	<0.010	mg/L	0.010	8/22/2011
Copper	EPA 200.7	<0.050	mg/L	0.050	8/22/2011
Gallium	EPA 200.7	<0.10	mg/L	0.10	8/22/2011
Iron	EPA 200.7	<0.010	mg/L	0.010	8/22/2011
Lithium	EPA 200.7	<0.10	mg/L	0.10	8/22/2011
Magnesium	EPA 200.7	4.3	mg/L	0.50	8/22/2011
Manganese	EPA 200.7	0.070	mg/L	0.0050	8/22/2011
Molybdenum	EPA 200.7	0.032	mg/L	0.010	8/22/2011
Nickel	EPA 200.7	<0.010	mg/L	0.010	8/22/2011
Phosphorus	EPA 200.7	<0.50	mg/L	0.50	8/22/2011
Potassium	EPA 200.7	1.5	mg/L	0.50	8/22/2011
Scandium	EPA 200.7	<0.10	mg/L	0.10	8/22/2011
Silver	EPA 200.7	<0.0050	mg/L	0.0050	8/22/2011
Sodium	EPA 200.7	<0.50	mg/L	0.50	8/22/2011
Strontium	EPA 200.7	0.21	mg/L	0.10	8/22/2011
Tin	EPA 200.7	<0.10	mg/L	0.10	8/22/2011
Titanium	EPA 200.7	<0.10	mg/L	0.10	8/22/2011
Vanadium	EPA 200.7	<0.010	mg/L	0.010	8/22/2011
Zinc	EPA 200.7	<0.010	mg/L	0.010	8/22/2011
Mercury	EPA 200.8	<0.00010	mg/L	0.00010	8/18/2011
Antimony	EPA 200.8	<0.0025	mg/L	0.0025	8/18/2011
Arsenic	EPA 200.8	<0.0050	mg/L	0.0050	8/18/2011
Lead	EPA 200.8	<0.0025	mg/L	0.0025	8/18/2011
Selenium	EPA 200.8	<0.0050	mg/L	0.0050	8/18/2011
Thallium	EPA 200.8	<0.0010	mg/L	0.0010	8/18/2011
Uranium	EPA 200.8	0.014	mg/L	0.010	8/18/2011
Anions	Calculation	1.53	meq/L	0.10	
Cations	Calculation	1.59	meq/L	0.10	
Error	Calculation	1.9	%	1.0	

Customer Sample ID: 604 669 WK:28 **Collect Date/Time:** 8/12/2011 09:00
WETLAB Sample ID: 1108216-006 **Receive Date:** 8/12/2011 15:15

PROFILE II

Parameter	Method	Results	Units	Reporting Limit	Date Analyzed
pH	SM 4500-H+ B	7.45	pH Units		8/12/2011
Bicarbonate (HCO3)	SM 2320B	38	mg/L	1.0	8/12/2011
Carbonate (CO3)	SM 2320B	<1.0	mg/L	1.0	8/12/2011
Hydroxide (OH)	SM 2320B	<1.0	mg/L	1.0	8/12/2011
Total Alkalinity	SM 2320B	31	mg/L as CaCO3	1.0	8/12/2011
Chloride	EPA 300.0	<1.00	mg/L	1.00	8/13/2011

Customer Sample ID: 604 669 WK:28 **Collect Date/Time:** 8/12/2011 09:00

WETLAB Sample ID: 1108216-006 **Receive Date:** 8/12/2011 15:15

PROFILE II

Parameter	Method	Results	Units	Reporting Limit	Date Analyzed
Fluoride	EPA 300.0	0.66	mg/L	0.10	8/13/2011
Sulfate	EPA 300.0	76	mg/L	1.0	8/13/2011
Nitrate Nitrogen	EPA 300.0	<1.0	mg/L	1.0	8/13/2011
Nitrite Nitrogen	EPA 300.0	<0.025	mg/L	0.025	8/13/2011
Total Dissolved Solids (TDS)	SM 2540C	140	mg/L	10	8/16/2011
Aluminum	EPA 200.7	<0.045	mg/L	0.045	8/22/2011
Barium	EPA 200.7	0.011	mg/L	0.010	8/22/2011
Beryllium	EPA 200.7	<0.0010	mg/L	0.0010	8/22/2011
Bismuth	EPA 200.7	<0.10	mg/L	0.10	8/22/2011
Boron	EPA 200.7	<0.10	mg/L	0.10	8/22/2011
Cadmium	EPA 200.7	0.0011	mg/L	0.0010	8/22/2011
Calcium	EPA 200.7	34	mg/L	0.50	8/22/2011
Chromium	EPA 200.7	<0.0050	mg/L	0.0050	8/22/2011
Cobalt	EPA 200.7	<0.010	mg/L	0.010	8/22/2011
Copper	EPA 200.7	<0.050	mg/L	0.050	8/22/2011
Gallium	EPA 200.7	<0.10	mg/L	0.10	8/22/2011
Iron	EPA 200.7	<0.010	mg/L	0.010	8/22/2011
Lithium	EPA 200.7	<0.10	mg/L	0.10	8/22/2011
Magnesium	EPA 200.7	5.4	mg/L	0.50	8/22/2011
Manganese	EPA 200.7	0.67	mg/L	0.0050	8/22/2011
Molybdenum	EPA 200.7	0.011	mg/L	0.010	8/22/2011
Nickel	EPA 200.7	<0.010	mg/L	0.010	8/22/2011
Phosphorus	EPA 200.7	<0.50	mg/L	0.50	8/22/2011
Potassium	EPA 200.7	2.4	mg/L	0.50	8/22/2011
Scandium	EPA 200.7	<0.10	mg/L	0.10	8/22/2011
Silver	EPA 200.7	<0.0050	mg/L	0.0050	8/22/2011
Sodium	EPA 200.7	0.79	mg/L	0.50	8/22/2011
Strontium	EPA 200.7	0.25	mg/L	0.10	8/22/2011
Tin	EPA 200.7	<0.10	mg/L	0.10	8/22/2011
Titanium	EPA 200.7	<0.10	mg/L	0.10	8/22/2011
Vanadium	EPA 200.7	<0.010	mg/L	0.010	8/22/2011
Zinc	EPA 200.7	<0.010	mg/L	0.010	8/22/2011
Mercury	EPA 200.8	<0.00010	mg/L	0.00010	8/18/2011
Antimony	EPA 200.8	<0.0025	mg/L	0.0025	8/18/2011
Arsenic	EPA 200.8	<0.0050	mg/L	0.0050	8/18/2011
Lead	EPA 200.8	<0.0025	mg/L	0.0025	8/18/2011
Selenium	EPA 200.8	<0.0050	mg/L	0.0050	8/18/2011
Thallium	EPA 200.8	<0.0010	mg/L	0.0010	8/18/2011
Uranium	EPA 200.8	<0.010	mg/L	0.010	8/18/2011
Anions	Calculation	2.24	meq/L	0.10	
Cations	Calculation	2.26	meq/L	0.10	

Customer Sample ID: 604 669 WK:28 **Collect Date/Time:** 8/12/2011 09:00
WETLAB Sample ID: 1108216-006 **Receive Date:** 8/12/2011 15:15

PROFILE II

Parameter	Method	Results	Units	Reporting Limit	Date Analyzed
Error	Calculation	<1.0	%	1.0	

Customer Sample ID: 604 673 WK:28 **Collect Date/Time:** 8/12/2011 09:00
WETLAB Sample ID: 1108216-007 **Receive Date:** 8/12/2011 15:15

PROFILE II

Parameter	Method	Results	Units	Reporting Limit	Date Analyzed
pH	SM 4500-H+ B	6.22	pH Units		8/12/2011
Bicarbonate (HCO3)	SM 2320B	1.8	mg/L	1.0	8/12/2011
Carbonate (CO3)	SM 2320B	<1.0	mg/L	1.0	8/12/2011
Hydroxide (OH)	SM 2320B	<1.0	mg/L	1.0	8/12/2011
Total Alkalinity	SM 2320B	1.5	mg/L as CaCO3	1.0	8/12/2011
Chloride	EPA 300.0	<1.00	mg/L	1.00	8/13/2011
Fluoride	EPA 300.0	0.55	mg/L	0.10	8/13/2011
Sulfate	EPA 300.0	29	mg/L	1.0	8/13/2011
Nitrate Nitrogen	EPA 300.0	<1.0	mg/L	1.0	8/13/2011
Nitrite Nitrogen	EPA 300.0	<0.025	mg/L	0.025	8/13/2011
Total Dissolved Solids (TDS)	SM 2540C	51	mg/L	10	8/16/2011
Aluminum	EPA 200.7	<0.045	mg/L	0.045	8/22/2011
Barium	EPA 200.7	0.041	mg/L	0.010	8/22/2011
Beryllium	EPA 200.7	<0.0010	mg/L	0.0010	8/22/2011
Bismuth	EPA 200.7	<0.10	mg/L	0.10	8/22/2011
Boron	EPA 200.7	<0.10	mg/L	0.10	8/22/2011
Cadmium	EPA 200.7	<0.0050	mg/L	0.0050	8/23/2011
Calcium	EPA 200.7	8.8	mg/L	0.50	8/22/2011
Chromium	EPA 200.7	<0.0050	mg/L	0.0050	8/22/2011
Cobalt	EPA 200.7	<0.010	mg/L	0.010	8/22/2011
Copper	EPA 200.7	<0.050	mg/L	0.050	8/22/2011
Gallium	EPA 200.7	<0.10	mg/L	0.10	8/22/2011
Iron	EPA 200.7	<0.010	mg/L	0.010	8/22/2011
Lithium	EPA 200.7	<0.10	mg/L	0.10	8/22/2011
Magnesium	EPA 200.7	1.2	mg/L	0.50	8/22/2011
Manganese	EPA 200.7	0.061	mg/L	0.0050	8/22/2011
Molybdenum	EPA 200.7	0.015	mg/L	0.010	8/22/2011
Nickel	EPA 200.7	<0.010	mg/L	0.010	8/22/2011
Phosphorus	EPA 200.7	<0.50	mg/L	0.50	8/22/2011
Potassium	EPA 200.7	1.9	mg/L	0.50	8/22/2011
Scandium	EPA 200.7	<0.10	mg/L	0.10	8/22/2011
Silver	EPA 200.7	<0.0050	mg/L	0.0050	8/22/2011
Sodium	EPA 200.7	0.74	mg/L	0.50	8/22/2011
Strontium	EPA 200.7	<0.10	mg/L	0.10	8/22/2011

Customer Sample ID: 604 673 WK:28 **Collect Date/Time:** 8/12/2011 09:00
WETLAB Sample ID: 1108216-007 **Receive Date:** 8/12/2011 15:15

PROFILE II

Parameter	Method	Results	Units	Reporting Limit	Date Analyzed
Tin	EPA 200.7	<0.10	mg/L	0.10	8/22/2011
Titanium	EPA 200.7	<0.10	mg/L	0.10	8/22/2011
Vanadium	EPA 200.7	<0.010	mg/L	0.010	8/22/2011
Zinc	EPA 200.7	<0.010	mg/L	0.010	8/22/2011
Mercury	EPA 200.8	<0.00010	mg/L	0.00010	8/18/2011
Antimony	EPA 200.8	<0.0025	mg/L	0.0025	8/18/2011
Arsenic	EPA 200.8	<0.0050	mg/L	0.0050	8/18/2011
Lead	EPA 200.8	<0.0025	mg/L	0.0025	8/18/2011
Selenium	EPA 200.8	<0.0050	mg/L	0.0050	8/18/2011
Thallium	EPA 200.8	<0.0010	mg/L	0.0010	8/18/2011
Uranium	EPA 200.8	<0.010	mg/L	0.010	8/18/2011
Anions	Calculation	0.66	meq/L	0.10	
Cations	Calculation	0.62	meq/L	0.10	
Error	Calculation	3.2	%	1.0	

Customer Sample ID: 604 767 WK:28 **Collect Date/Time:** 8/12/2011 09:00
WETLAB Sample ID: 1108216-008 **Receive Date:** 8/12/2011 15:15

PROFILE II

Parameter	Method	Results	Units	Reporting Limit	Date Analyzed
pH	SM 4500-H+ B	7.55	pH Units		8/12/2011
Bicarbonate (HCO3)	SM 2320B	41	mg/L	1.0	8/12/2011
Carbonate (CO3)	SM 2320B	<1.0	mg/L	1.0	8/12/2011
Hydroxide (OH)	SM 2320B	<1.0	mg/L	1.0	8/12/2011
Total Alkalinity	SM 2320B	34	mg/L as CaCO3	1.0	8/12/2011
Chloride	EPA 300.0	<1.00	mg/L	1.00	8/13/2011
Fluoride	EPA 300.0	2.5	mg/L	0.10	8/13/2011
Sulfate	EPA 300.0	66	mg/L	1.0	8/13/2011
Nitrate Nitrogen	EPA 300.0	<1.0	mg/L	1.0	8/13/2011
Nitrite Nitrogen	EPA 300.0	<0.025	mg/L	0.025	8/13/2011
Total Dissolved Solids (TDS)	SM 2540C	120	mg/L	10	8/16/2011
Aluminum	EPA 200.7	<0.045	mg/L	0.045	8/22/2011
Barium	EPA 200.7	0.044	mg/L	0.010	8/22/2011
Beryllium	EPA 200.7	<0.0010	mg/L	0.0010	8/22/2011
Bismuth	EPA 200.7	<0.10	mg/L	0.10	8/22/2011
Boron	EPA 200.7	<0.10	mg/L	0.10	8/22/2011
Cadmium	EPA 200.7	<0.0010	mg/L	0.0010	8/22/2011
Calcium	EPA 200.7	28	mg/L	0.50	8/22/2011
Chromium	EPA 200.7	<0.0050	mg/L	0.0050	8/22/2011
Cobalt	EPA 200.7	<0.010	mg/L	0.010	8/22/2011
Copper	EPA 200.7	<0.050	mg/L	0.050	8/22/2011

Customer Sample ID: 604 767 WK:28 **Collect Date/Time:** 8/12/2011 09:00
WETLAB Sample ID: 1108216-008 **Receive Date:** 8/12/2011 15:15

PROFILE II

Parameter	Method	Results	Units	Reporting Limit	Date Analyzed
Gallium	EPA 200.7	<0.10	mg/L	0.10	8/22/2011
Iron	EPA 200.7	<0.010	mg/L	0.010	8/22/2011
Lithium	EPA 200.7	<0.10	mg/L	0.10	8/22/2011
Magnesium	EPA 200.7	7.3	mg/L	0.50	8/22/2011
Manganese	EPA 200.7	0.44	mg/L	0.0050	8/22/2011
Molybdenum	EPA 200.7	<0.010	mg/L	0.010	8/22/2011
Nickel	EPA 200.7	<0.010	mg/L	0.010	8/22/2011
Phosphorus	EPA 200.7	<0.50	mg/L	0.50	8/22/2011
Potassium	EPA 200.7	1.9	mg/L	0.50	8/22/2011
Scandium	EPA 200.7	<0.10	mg/L	0.10	8/22/2011
Silver	EPA 200.7	<0.0050	mg/L	0.0050	8/22/2011
Sodium	EPA 200.7	0.50	mg/L	0.50	8/22/2011
Strontium	EPA 200.7	0.21	mg/L	0.10	8/22/2011
Tin	EPA 200.7	<0.10	mg/L	0.10	8/22/2011
Titanium	EPA 200.7	<0.10	mg/L	0.10	8/22/2011
Vanadium	EPA 200.7	<0.010	mg/L	0.010	8/22/2011
Zinc	EPA 200.7	0.021	mg/L	0.010	8/22/2011
Mercury	EPA 200.8	<0.00010	mg/L	0.00010	8/18/2011
Antimony	EPA 200.8	<0.0025	mg/L	0.0025	8/18/2011
Arsenic	EPA 200.8	<0.0050	mg/L	0.0050	8/18/2011
Lead	EPA 200.8	<0.0025	mg/L	0.0025	8/18/2011
Selenium	EPA 200.8	<0.0050	mg/L	0.0050	8/18/2011
Thallium	EPA 200.8	<0.0010	mg/L	0.0010	8/18/2011
Uranium	EPA 200.8	0.015	mg/L	0.010	8/18/2011
Anions	Calculation	2.18	meq/L	0.10	
Cations	Calculation	2.08	meq/L	0.10	
Error	Calculation	2.2	%	1.0	

Customer Sample ID: 604 787 WK:28 **Collect Date/Time:** 8/12/2011 09:00
WETLAB Sample ID: 1108216-009 **Receive Date:** 8/12/2011 15:15

PROFILE II

Parameter	Method	Results	Units	Reporting Limit	Date Analyzed
pH	SM 4500-H+ B	7.81	pH Units		8/12/2011
Bicarbonate (HCO3)	SM 2320B	68	mg/L	1.0	8/12/2011
Carbonate (CO3)	SM 2320B	<1.0	mg/L	1.0	8/12/2011
Hydroxide (OH)	SM 2320B	<1.0	mg/L	1.0	8/12/2011
Total Alkalinity	SM 2320B	56	mg/L as CaCO3	1.0	8/12/2011
Chloride	EPA 300.0	<1.00	mg/L	1.00	8/13/2011
Fluoride	EPA 300.0	1.5	mg/L	0.10	8/13/2011
Sulfate	EPA 300.0	32	mg/L	1.0	8/13/2011

Customer Sample ID: 604 787 WK:28 **Collect Date/Time:** 8/12/2011 09:00

WETLAB Sample ID: 1108216-009 **Receive Date:** 8/12/2011 15:15

PROFILE II

Parameter	Method	Results	Units	Reporting Limit	Date Analyzed
Nitrate Nitrogen	EPA 300.0	<1.0	mg/L	1.0	8/13/2011
Nitrite Nitrogen	EPA 300.0	<0.025	mg/L	0.025	8/13/2011
Total Dissolved Solids (TDS)	SM 2540C	87	mg/L	10	8/16/2011
Aluminum	EPA 200.7	<0.045	mg/L	0.045	8/22/2011
Barium	EPA 200.7	0.012	mg/L	0.010	8/22/2011
Beryllium	EPA 200.7	<0.0010	mg/L	0.0010	8/22/2011
Bismuth	EPA 200.7	<0.10	mg/L	0.10	8/22/2011
Boron	EPA 200.7	<0.10	mg/L	0.10	8/22/2011
Cadmium	EPA 200.7	<0.0010	mg/L	0.0010	8/22/2011
Calcium	EPA 200.7	28	mg/L	0.50	8/22/2011
Chromium	EPA 200.7	<0.0050	mg/L	0.0050	8/22/2011
Cobalt	EPA 200.7	<0.010	mg/L	0.010	8/22/2011
Copper	EPA 200.7	<0.050	mg/L	0.050	8/22/2011
Gallium	EPA 200.7	<0.10	mg/L	0.10	8/22/2011
Iron	EPA 200.7	<0.010	mg/L	0.010	8/22/2011
Lithium	EPA 200.7	<0.10	mg/L	0.10	8/22/2011
Magnesium	EPA 200.7	4.6	mg/L	0.50	8/22/2011
Manganese	EPA 200.7	0.066	mg/L	0.0050	8/22/2011
Molybdenum	EPA 200.7	0.024	mg/L	0.010	8/22/2011
Nickel	EPA 200.7	<0.010	mg/L	0.010	8/22/2011
Phosphorus	EPA 200.7	<0.50	mg/L	0.50	8/22/2011
Potassium	EPA 200.7	1.9	mg/L	0.50	8/22/2011
Scandium	EPA 200.7	<0.10	mg/L	0.10	8/22/2011
Silver	EPA 200.7	<0.0050	mg/L	0.0050	8/22/2011
Sodium	EPA 200.7	0.53	mg/L	0.50	8/22/2011
Strontium	EPA 200.7	0.19	mg/L	0.10	8/22/2011
Tin	EPA 200.7	<0.10	mg/L	0.10	8/22/2011
Titanium	EPA 200.7	<0.10	mg/L	0.10	8/22/2011
Vanadium	EPA 200.7	<0.010	mg/L	0.010	8/22/2011
Zinc	EPA 200.7	<0.010	mg/L	0.010	8/22/2011
Mercury	EPA 200.8	<0.00010	mg/L	0.00010	8/18/2011
Antimony	EPA 200.8	<0.0025	mg/L	0.0025	8/18/2011
Arsenic	EPA 200.8	<0.0050	mg/L	0.0050	8/18/2011
Lead	EPA 200.8	<0.0025	mg/L	0.0025	8/18/2011
Selenium	EPA 200.8	<0.0050	mg/L	0.0050	8/18/2011
Thallium	EPA 200.8	<0.0010	mg/L	0.0010	8/18/2011
Uranium	EPA 200.8	0.033	mg/L	0.010	8/18/2011
Anions	Calculation	1.86	meq/L	0.10	
Cations	Calculation	1.85	meq/L	0.10	
Error	Calculation	<1.0	%	1.0	

Customer Sample ID: 604 811 WK:28 **Collect Date/Time:** 8/12/2011 09:00

WETLAB Sample ID: 1108216-010 **Receive Date:** 8/12/2011 15:15

PROFILE II

Parameter	Method	Results	Units	Reporting Limit	Date Analyzed
pH	SM 4500-H+ B	8.05	pH Units		8/12/2011
Bicarbonate (HCO3)	SM 2320B	110	mg/L	1.0	8/12/2011
Carbonate (CO3)	SM 2320B	<1.0	mg/L	1.0	8/12/2011
Hydroxide (OH)	SM 2320B	<1.0	mg/L	1.0	8/12/2011
Total Alkalinity	SM 2320B	90	mg/L as CaCO3	1.0	8/12/2011
Chloride	EPA 300.0	<1.00	mg/L	1.00	8/13/2011
Fluoride	EPA 300.0	2.3	mg/L	0.10	8/13/2011
Sulfate	EPA 300.0	30	mg/L	1.0	8/13/2011
Nitrate Nitrogen	EPA 300.0	<1.0	mg/L	1.0	8/13/2011
Nitrite Nitrogen	EPA 300.0	<0.025	mg/L	0.025	8/13/2011
Total Dissolved Solids (TDS)	SM 2540C	110	mg/L	10	8/16/2011
Aluminum	EPA 200.7	<0.045	mg/L	0.045	8/22/2011
Barium	EPA 200.7	<0.010	mg/L	0.010	8/22/2011
Beryllium	EPA 200.7	<0.0010	mg/L	0.0010	8/22/2011
Bismuth	EPA 200.7	<0.10	mg/L	0.10	8/22/2011
Boron	EPA 200.7	<0.10	mg/L	0.10	8/22/2011
Cadmium	EPA 200.7	<0.0010	mg/L	0.0010	8/22/2011
Calcium	EPA 200.7	36	mg/L	0.50	8/22/2011
Chromium	EPA 200.7	<0.0050	mg/L	0.0050	8/22/2011
Cobalt	EPA 200.7	<0.010	mg/L	0.010	8/22/2011
Copper	EPA 200.7	<0.050	mg/L	0.050	8/22/2011
Gallium	EPA 200.7	<0.10	mg/L	0.10	8/22/2011
Iron	EPA 200.7	<0.010	mg/L	0.010	8/22/2011
Lithium	EPA 200.7	<0.10	mg/L	0.10	8/22/2011
Magnesium	EPA 200.7	8.4	mg/L	0.50	8/22/2011
Manganese	EPA 200.7	0.038	mg/L	0.0050	8/22/2011
Molybdenum	EPA 200.7	<0.010	mg/L	0.010	8/22/2011
Nickel	EPA 200.7	<0.010	mg/L	0.010	8/22/2011
Phosphorus	EPA 200.7	<0.50	mg/L	0.50	8/22/2011
Potassium	EPA 200.7	1.4	mg/L	0.50	8/22/2011
Scandium	EPA 200.7	<0.10	mg/L	0.10	8/22/2011
Silver	EPA 200.7	<0.0050	mg/L	0.0050	8/22/2011
Sodium	EPA 200.7	<0.50	mg/L	0.50	8/22/2011
Strontium	EPA 200.7	0.40	mg/L	0.10	8/22/2011
Tin	EPA 200.7	<0.10	mg/L	0.10	8/22/2011
Titanium	EPA 200.7	<0.10	mg/L	0.10	8/22/2011
Vanadium	EPA 200.7	<0.010	mg/L	0.010	8/22/2011
Zinc	EPA 200.7	<0.010	mg/L	0.010	8/22/2011
Mercury	EPA 200.8	<0.00010	mg/L	0.00010	8/18/2011
Antimony	EPA 200.8	<0.0025	mg/L	0.0025	8/18/2011
Arsenic	EPA 200.8	<0.0050	mg/L	0.0050	8/18/2011

Customer Sample ID: 604 811 WK:28 **Collect Date/Time:** 8/12/2011 09:00
WETLAB Sample ID: 1108216-010 **Receive Date:** 8/12/2011 15:15

PROFILE II

Parameter	Method	Results	Units	Reporting Limit	Date Analyzed
Lead	EPA 200.8	<0.0025	mg/L	0.0025	8/18/2011
Selenium	EPA 200.8	<0.0050	mg/L	0.0050	8/18/2011
Thallium	EPA 200.8	<0.0010	mg/L	0.0010	8/18/2011
Uranium	EPA 200.8	0.012	mg/L	0.010	8/18/2011
Anions	Calculation	2.55	meq/L	0.10	
Cations	Calculation	2.52	meq/L	0.10	
Error	Calculation	<1.0	%	1.0	

Customer Sample ID: 604 854 WK:28 **Collect Date/Time:** 8/12/2011 09:00
WETLAB Sample ID: 1108216-011 **Receive Date:** 8/12/2011 15:15

PROFILE II

Parameter	Method	Results	Units	Reporting Limit	Date Analyzed
pH	SM 4500-H+ B	7.47	pH Units		8/12/2011
Bicarbonate (HCO3)	SM 2320B	43	mg/L	1.0	8/12/2011
Carbonate (CO3)	SM 2320B	<1.0	mg/L	1.0	8/12/2011
Hydroxide (OH)	SM 2320B	<1.0	mg/L	1.0	8/12/2011
Total Alkalinity	SM 2320B	35	mg/L as CaCO3	1.0	8/12/2011
Chloride	EPA 300.0	<1.00	mg/L	1.00	8/13/2011
Fluoride	EPA 300.0	2.3	mg/L	0.10	8/13/2011
Sulfate	EPA 300.0	56	mg/L	1.0	8/13/2011
Nitrate Nitrogen	EPA 300.0	<1.0	mg/L	1.0	8/13/2011
Nitrite Nitrogen	EPA 300.0	<0.025	mg/L	0.025	8/13/2011
Total Dissolved Solids (TDS)	SM 2540C	120	mg/L	10	8/16/2011
Aluminum	EPA 200.7	0.046	mg/L	0.045	8/22/2011
Barium	EPA 200.7	0.029	mg/L	0.010	8/22/2011
Beryllium	EPA 200.7	<0.0010	mg/L	0.0010	8/22/2011
Bismuth	EPA 200.7	<0.10	mg/L	0.10	8/22/2011
Boron	EPA 200.7	<0.10	mg/L	0.10	8/22/2011
Cadmium	EPA 200.7	<0.0010	mg/L	0.0010	8/22/2011
Calcium	EPA 200.7	29	mg/L	0.50	8/22/2011
Chromium	EPA 200.7	<0.0050	mg/L	0.0050	8/22/2011
Cobalt	EPA 200.7	<0.010	mg/L	0.010	8/22/2011
Copper	EPA 200.7	<0.050	mg/L	0.050	8/22/2011
Gallium	EPA 200.7	<0.10	mg/L	0.10	8/22/2011
Iron	EPA 200.7	<0.010	mg/L	0.010	8/22/2011
Lithium	EPA 200.7	<0.10	mg/L	0.10	8/22/2011
Magnesium	EPA 200.7	5.8	mg/L	0.50	8/22/2011
Manganese	EPA 200.7	0.11	mg/L	0.0050	8/22/2011
Molybdenum	EPA 200.7	0.037	mg/L	0.010	8/22/2011
Nickel	EPA 200.7	<0.010	mg/L	0.010	8/22/2011

Customer Sample ID: 604 854 WK:28 **Collect Date/Time:** 8/12/2011 09:00
WETLAB Sample ID: 1108216-011 **Receive Date:** 8/12/2011 15:15

PROFILE II

Parameter	Method	Results	Units	Reporting Limit	Date Analyzed
Phosphorus	EPA 200.7	<0.50	mg/L	0.50	8/22/2011
Potassium	EPA 200.7	1.8	mg/L	0.50	8/22/2011
Scandium	EPA 200.7	<0.10	mg/L	0.10	8/22/2011
Silver	EPA 200.7	<0.0050	mg/L	0.0050	8/22/2011
Sodium	EPA 200.7	<0.50	mg/L	0.50	8/22/2011
Strontium	EPA 200.7	0.19	mg/L	0.10	8/22/2011
Tin	EPA 200.7	<0.10	mg/L	0.10	8/22/2011
Titanium	EPA 200.7	<0.10	mg/L	0.10	8/22/2011
Vanadium	EPA 200.7	<0.010	mg/L	0.010	8/22/2011
Zinc	EPA 200.7	<0.010	mg/L	0.010	8/22/2011
Mercury	EPA 200.8	<0.00010	mg/L	0.00010	8/19/2011
Antimony	EPA 200.8	<0.0025	mg/L	0.0025	8/18/2011
Arsenic	EPA 200.8	<0.0050	mg/L	0.0050	8/18/2011
Lead	EPA 200.8	<0.0025	mg/L	0.0025	8/19/2011
Selenium	EPA 200.8	<0.0050	mg/L	0.0050	8/18/2011
Thallium	EPA 200.8	<0.0010	mg/L	0.0010	8/19/2011
Uranium	EPA 200.8	<0.010	mg/L	0.010	8/19/2011
Anions	Calculation	1.99	meq/L	0.10	
Cations	Calculation	1.98	meq/L	0.10	
Error	Calculation	<1.0	%	1.0	

Customer Sample ID: 604 862 WK:28 **Collect Date/Time:** 8/12/2011 09:00
WETLAB Sample ID: 1108216-012 **Receive Date:** 8/12/2011 15:15

PROFILE II

Parameter	Method	Results	Units	Reporting Limit	Date Analyzed
pH	SM 4500-H+ B	8.05	pH Units		8/12/2011
Bicarbonate (HCO3)	SM 2320B	250	mg/L	1.0	8/12/2011
Carbonate (CO3)	SM 2320B	<1.0	mg/L	1.0	8/12/2011
Hydroxide (OH)	SM 2320B	<1.0	mg/L	1.0	8/12/2011
Total Alkalinity	SM 2320B	210	mg/L as CaCO3	1.0	8/12/2011
Chloride	EPA 300.0	<1.00	mg/L	1.00	8/13/2011
Fluoride	EPA 300.0	2.6	mg/L	0.10	8/13/2011
Sulfate	EPA 300.0	24	mg/L	1.0	8/13/2011
Nitrate Nitrogen	EPA 300.0	<1.0	mg/L	1.0	8/13/2011
Nitrite Nitrogen	EPA 300.0	<0.025	mg/L	0.025	8/13/2011
Total Dissolved Solids (TDS)	SM 2540C	240	mg/L	10	8/16/2011
Aluminum	EPA 200.7	<0.045	mg/L	0.045	8/22/2011
Barium	EPA 200.7	0.012	mg/L	0.010	8/22/2011
Beryllium	EPA 200.7	<0.0010	mg/L	0.0010	8/22/2011
Bismuth	EPA 200.7	<0.10	mg/L	0.10	8/22/2011

Customer Sample ID: 604 862 WK:28 **Collect Date/Time:** 8/12/2011 09:00
WETLAB Sample ID: 1108216-012 **Receive Date:** 8/12/2011 15:15

PROFILE II

Parameter	Method	Results	Units	Reporting Limit	Date Analyzed
Boron	EPA 200.7	<0.10	mg/L	0.10	8/22/2011
Cadmium	EPA 200.7	<0.0010	mg/L	0.0010	8/22/2011
Calcium	EPA 200.7	80	mg/L	0.50	8/22/2011
Chromium	EPA 200.7	<0.0050	mg/L	0.0050	8/22/2011
Cobalt	EPA 200.7	<0.010	mg/L	0.010	8/22/2011
Copper	EPA 200.7	<0.050	mg/L	0.050	8/22/2011
Gallium	EPA 200.7	<0.10	mg/L	0.10	8/22/2011
Iron	EPA 200.7	<0.010	mg/L	0.010	8/22/2011
Lithium	EPA 200.7	<0.10	mg/L	0.10	8/22/2011
Magnesium	EPA 200.7	11	mg/L	0.50	8/22/2011
Manganese	EPA 200.7	0.076	mg/L	0.0050	8/22/2011
Molybdenum	EPA 200.7	<0.010	mg/L	0.010	8/22/2011
Nickel	EPA 200.7	<0.010	mg/L	0.010	8/22/2011
Phosphorus	EPA 200.7	<0.50	mg/L	0.50	8/22/2011
Potassium	EPA 200.7	1.6	mg/L	0.50	8/22/2011
Scandium	EPA 200.7	<0.10	mg/L	0.10	8/22/2011
Silver	EPA 200.7	<0.0050	mg/L	0.0050	8/22/2011
Sodium	EPA 200.7	0.79	mg/L	0.50	8/22/2011
Strontium	EPA 200.7	0.82	mg/L	0.10	8/22/2011
Tin	EPA 200.7	<0.10	mg/L	0.10	8/22/2011
Titanium	EPA 200.7	<0.10	mg/L	0.10	8/22/2011
Vanadium	EPA 200.7	<0.010	mg/L	0.010	8/22/2011
Zinc	EPA 200.7	<0.010	mg/L	0.010	8/22/2011
Mercury	EPA 200.8	<0.00010	mg/L	0.00010	8/18/2011
Antimony	EPA 200.8	<0.0025	mg/L	0.0025	8/18/2011
Arsenic	EPA 200.8	<0.0050	mg/L	0.0050	8/18/2011
Lead	EPA 200.8	<0.0025	mg/L	0.0025	8/18/2011
Selenium	EPA 200.8	<0.0050	mg/L	0.0050	8/18/2011
Thallium	EPA 200.8	<0.0010	mg/L	0.0010	8/18/2011
Uranium	EPA 200.8	<0.010	mg/L	0.010	8/18/2011
Anions	Calculation	4.73	meq/L	0.10	
Cations	Calculation	4.98	meq/L	0.10	
Error	Calculation	2.5	%	1.0	

Customer Sample ID: 604 867 WK:28 **Collect Date/Time:** 8/12/2011 09:00
WETLAB Sample ID: 1108216-013 **Receive Date:** 8/12/2011 15:15

PROFILE II

Parameter	Method	Results	Units	Reporting Limit	Date Analyzed
pII	SM 4500-H+ B	7.68	pH Units		8/12/2011
Bicarbonate (HCO3)	SM 2320B	97	mg/L	1.0	8/12/2011

Customer Sample ID: 604 867 WK:28 **Collect Date/Time:** 8/12/2011 09:00

WETLAB Sample ID: 1108216-013 **Receive Date:** 8/12/2011 15:15

PROFILE II

Parameter	Method	Results	Units	Reporting Limit	Date Analyzed
Carbonate (CO3)	SM 2320B	<1.0	mg/L	1.0	8/12/2011
Hydroxide (OH)	SM 2320B	<1.0	mg/L	1.0	8/12/2011
Total Alkalinity	SM 2320B	80	mg/L as CaCO3	1.0	8/12/2011
Chloride	EPA 300.0	<1.00	mg/L	1.00	8/13/2011
Fluoride	EPA 300.0	1.7	mg/L	0.10	8/13/2011
Sulfate	EPA 300.0	160	mg/L	1.0	8/13/2011
Nitrate Nitrogen	EPA 300.0	<1.0	mg/L	1.0	8/13/2011
Nitrite Nitrogen	EPA 300.0	<0.025	mg/L	0.025	8/13/2011
Total Dissolved Solids (TDS)	SM 2540C	320	mg/L	10	8/16/2011
Aluminum	EPA 200.7	<0.045	mg/L	0.045	8/22/2011
Barium	EPA 200.7	0.012	mg/L	0.010	8/22/2011
Beryllium	EPA 200.7	<0.0010	mg/L	0.0010	8/22/2011
Bismuth	EPA 200.7	<0.10	mg/L	0.10	8/22/2011
Boron	EPA 200.7	<0.10	mg/L	0.10	8/22/2011
Cadmium	EPA 200.7	<0.0010	mg/L	0.0010	8/22/2011
Calcium	EPA 200.7	89	mg/L	0.50	8/22/2011
Chromium	EPA 200.7	<0.0050	mg/L	0.0050	8/22/2011
Cobalt	EPA 200.7	<0.010	mg/L	0.010	8/22/2011
Copper	EPA 200.7	0.14	mg/L	0.050	8/22/2011
Gallium	EPA 200.7	<0.10	mg/L	0.10	8/22/2011
Iron	EPA 200.7	<0.010	mg/L	0.010	8/22/2011
Lithium	EPA 200.7	<0.10	mg/L	0.10	8/22/2011
Magnesium	EPA 200.7	4.4	mg/L	0.50	8/22/2011
Manganese	EPA 200.7	0.15	mg/L	0.0050	8/22/2011
Molybdenum	EPA 200.7	<0.010	mg/L	0.010	8/22/2011
Nickel	EPA 200.7	<0.010	mg/L	0.010	8/22/2011
Phosphorus	EPA 200.7	<0.50	mg/L	0.50	8/22/2011
Potassium	EPA 200.7	1.9	mg/L	0.50	8/22/2011
Scandium	EPA 200.7	<0.10	mg/L	0.10	8/22/2011
Silver	EPA 200.7	<0.0050	mg/L	0.0050	8/22/2011
Sodium	EPA 200.7	0.66	mg/L	0.50	8/22/2011
Strontium	EPA 200.7	0.38	mg/L	0.10	8/22/2011
Tin	EPA 200.7	<0.10	mg/L	0.10	8/22/2011
Titanium	EPA 200.7	<0.10	mg/L	0.10	8/22/2011
Vanadium	EPA 200.7	<0.010	mg/L	0.010	8/22/2011
Zinc	EPA 200.7	0.014	mg/L	0.010	8/22/2011
Mercury	EPA 200.8	<0.00010	mg/L	0.00010	8/18/2011
Antimony	EPA 200.8	<0.0025	mg/L	0.0025	8/18/2011
Arsenic	EPA 200.8	<0.0050	mg/L	0.0050	8/18/2011
Lead	EPA 200.8	<0.0025	mg/L	0.0025	8/18/2011
Selenium	EPA 200.8	<0.0050	mg/L	0.0050	8/18/2011

Customer Sample ID: 604 867 WK:28 **Collect Date/Time:** 8/12/2011 09:00
WETLAB Sample ID: 1108216-013 **Receive Date:** 8/12/2011 15:15

PROFILE II

Parameter	Method	Results	Units	Reporting Limit	Date Analyzed
Thallium	EPA 200.8	<0.0010	mg/L	0.0010	8/18/2011
Uranium	EPA 200.8	<0.010	mg/L	0.010	8/18/2011
Anions	Calculation	5.01	meq/L	0.10	
Cations	Calculation	4.89	meq/L	0.10	
Error	Calculation	1.2	%	1.0	

Customer Sample ID: 605 033 WK:28 **Collect Date/Time:** 8/12/2011 09:00
WETLAB Sample ID: 1108216-014 **Receive Date:** 8/12/2011 15:15

PROFILE II

Parameter	Method	Results	Units	Reporting Limit	Date Analyzed
pH	SM 4500-H+ B	7.75	pH Units		8/12/2011
Bicarbonate (HCO3)	SM 2320B	59	mg/L	1.0	8/12/2011
Carbonate (CO3)	SM 2320B	<1.0	mg/L	1.0	8/12/2011
Hydroxide (OH)	SM 2320B	<1.0	mg/L	1.0	8/12/2011
Total Alkalinity	SM 2320B	49	mg/L as CaCO3	1.0	8/12/2011
Chloride	EPA 300.0	<1.00	mg/L	1.00	8/13/2011
Fluoride	EPA 300.0	1.9	mg/L	0.10	8/13/2011
Sulfate	EPA 300.0	30	mg/L	1.0	8/13/2011
Nitrate Nitrogen	EPA 300.0	<1.0	mg/L	1.0	8/13/2011
Nitrite Nitrogen	EPA 300.0	<0.025	mg/L	0.025	8/13/2011
Total Dissolved Solids (TDS)	SM 2540C	100	mg/L	10	8/16/2011
Aluminum	EPA 200.7	0.056	mg/L	0.045	8/22/2011
Barium	EPA 200.7	0.016	mg/L	0.010	8/22/2011
Beryllium	EPA 200.7	<0.0010	mg/L	0.0010	8/22/2011
Bismuth	EPA 200.7	<0.10	mg/L	0.10	8/22/2011
Boron	EPA 200.7	<0.10	mg/L	0.10	8/22/2011
Cadmium	EPA 200.7	<0.0010	mg/L	0.0010	8/22/2011
Calcium	EPA 200.7	28	mg/L	0.50	8/22/2011
Chromium	EPA 200.7	<0.0050	mg/L	0.0050	8/22/2011
Cobalt	EPA 200.7	<0.010	mg/L	0.010	8/22/2011
Copper	EPA 200.7	<0.050	mg/L	0.050	8/22/2011
Gallium	EPA 200.7	<0.10	mg/L	0.10	8/22/2011
Iron	EPA 200.7	<0.010	mg/L	0.010	8/22/2011
Lithium	EPA 200.7	<0.10	mg/L	0.10	8/22/2011
Magnesium	EPA 200.7	1.8	mg/L	0.50	8/22/2011
Manganese	EPA 200.7	0.074	mg/L	0.0050	8/22/2011
Molybdenum	EPA 200.7	0.015	mg/L	0.010	8/22/2011
Nickel	EPA 200.7	<0.010	mg/L	0.010	8/22/2011
Phosphorus	EPA 200.7	<0.50	mg/L	0.50	8/22/2011
Potassium	EPA 200.7	1.9	mg/L	0.50	8/22/2011

Customer Sample ID: 605 033 WK:28 **Collect Date/Time:** 8/12/2011 09:00
WETLAB Sample ID: 1108216-014 **Receive Date:** 8/12/2011 15:15

PROFILE II

Parameter	Method	Results	Units	Reporting Limit	Date Analyzed
Scandium	EPA 200.7	<0.10	mg/L	0.10	8/22/2011
Silver	EPA 200.7	<0.0050	mg/L	0.0050	8/22/2011
Sodium	EPA 200.7	0.68	mg/L	0.50	8/22/2011
Strontium	EPA 200.7	0.19	mg/L	0.10	8/22/2011
Tin	EPA 200.7	<0.10	mg/L	0.10	8/22/2011
Titanium	EPA 200.7	<0.10	mg/L	0.10	8/22/2011
Vanadium	EPA 200.7	<0.010	mg/L	0.010	8/22/2011
Zinc	EPA 200.7	<0.010	mg/L	0.010	8/22/2011
Mercury	EPA 200.8	<0.00010	mg/L	0.00010	8/18/2011
Antimony	EPA 200.8	<0.0025	mg/L	0.0025	8/18/2011
Arsenic	EPA 200.8	<0.0050	mg/L	0.0050	8/18/2011
Lead	EPA 200.8	<0.0025	mg/L	0.0025	8/18/2011
Selenium	EPA 200.8	<0.0050	mg/L	0.0050	8/18/2011
Thallium	EPA 200.8	<0.0010	mg/L	0.0010	8/18/2011
Uranium	EPA 200.8	0.013	mg/L	0.010	8/18/2011
Anions	Calculation	1.69	meq/L	0.10	
Cations	Calculation	1.63	meq/L	0.10	
Error	Calculation	1.8	%	1.0	

Customer Sample ID: 605 153 WK:28 **Collect Date/Time:** 8/12/2011 09:00
WETLAB Sample ID: 1108216-015 **Receive Date:** 8/12/2011 15:15

PROFILE II

Parameter	Method	Results	Units	Reporting Limit	Date Analyzed
pH	SM 4500-H+ B	7.62	pH Units		8/12/2011
Bicarbonate (HCO3)	SM 2320B	44	mg/L	1.0	8/12/2011
Carbonate (CO3)	SM 2320B	<1.0	mg/L	1.0	8/12/2011
Hydroxide (OH)	SM 2320B	<1.0	mg/L	1.0	8/12/2011
Total Alkalinity	SM 2320B	36	mg/L as CaCO3	1.0	8/12/2011
Chloride	EPA 300.0	<1.00	mg/L	1.00	8/13/2011
Fluoride	EPA 300.0	1.2	mg/L	0.10	8/13/2011
Sulfate	EPA 300.0	12	mg/L	1.0	8/13/2011
Nitrate Nitrogen	EPA 300.0	<1.0	mg/L	1.0	8/13/2011
Nitrite Nitrogen	EPA 300.0	<0.025	mg/L	0.025	8/13/2011
Total Dissolved Solids (TDS)	SM 2540C	50 HT	mg/L	10	8/25/2011
Aluminum	EPA 200.7	0.079	mg/L	0.045	8/22/2011
Barium	EPA 200.7	0.11	mg/L	0.010	8/22/2011
Beryllium	EPA 200.7	<0.0010	mg/L	0.0010	8/22/2011
Bismuth	EPA 200.7	<0.10	mg/L	0.10	8/22/2011
Boron	EPA 200.7	<0.10	mg/L	0.10	8/22/2011
Cadmium	EPA 200.7	<0.0010	mg/L	0.0010	8/22/2011

Customer Sample ID: 605 153 WK:28 **Collect Date/Time:** 8/12/2011 09:00
WETLAB Sample ID: 1108216-015 **Receive Date:** 8/12/2011 15:15

PROFILE II

Parameter	Method	Results	Units	Reporting Limit	Date Analyzed
Calcium	EPA 200.7	15	mg/L	0.50	8/22/2011
Chromium	EPA 200.7	<0.0050	mg/L	0.0050	8/22/2011
Cobalt	EPA 200.7	<0.010	mg/L	0.010	8/22/2011
Copper	EPA 200.7	<0.050	mg/L	0.050	8/22/2011
Gallium	EPA 200.7	<0.10	mg/L	0.10	8/22/2011
Iron	EPA 200.7	<0.010	mg/L	0.010	8/22/2011
Lithium	EPA 200.7	<0.10	mg/L	0.10	8/22/2011
Magnesium	EPA 200.7	1.8	mg/L	0.50	8/22/2011
Manganese	EPA 200.7	0.033	mg/L	0.0050	8/22/2011
Molybdenum	EPA 200.7	<0.010	mg/L	0.010	8/22/2011
Nickel	EPA 200.7	<0.010	mg/L	0.010	8/22/2011
Phosphorus	EPA 200.7	<0.50	mg/L	0.50	8/22/2011
Potassium	EPA 200.7	1.5	mg/L	0.50	8/22/2011
Scandium	EPA 200.7	<0.10	mg/L	0.10	8/22/2011
Silver	EPA 200.7	<0.0050	mg/L	0.0050	8/22/2011
Sodium	EPA 200.7	0.66	mg/L	0.50	8/22/2011
Strontium	EPA 200.7	0.83	mg/L	0.10	8/22/2011
Tin	EPA 200.7	<0.10	mg/L	0.10	8/22/2011
Titanium	EPA 200.7	<0.10	mg/L	0.10	8/22/2011
Vanadium	EPA 200.7	<0.010	mg/L	0.010	8/22/2011
Zinc	EPA 200.7	<0.010	mg/L	0.010	8/22/2011
Mercury	EPA 200.8	<0.00010	mg/L	0.00010	8/18/2011
Antimony	EPA 200.8	<0.0025	mg/L	0.0025	8/18/2011
Arsenic	EPA 200.8	<0.0050	mg/L	0.0050	8/18/2011
Lead	EPA 200.8	<0.0025	mg/L	0.0025	8/18/2011
Selenium	EPA 200.8	<0.0050	mg/L	0.0050	8/18/2011
Thallium	EPA 200.8	<0.0010	mg/L	0.0010	8/18/2011
Uranium	EPA 200.8	<0.010	mg/L	0.010	8/18/2011
Anions	Calculation	1.03	meq/L	0.10	
Cations	Calculation	0.97	meq/L	0.10	
Error	Calculation	3.0	%	1.0	

Customer Sample ID: SRK 0854 WK:28 **Collect Date/Time:** 8/12/2011 09:00
WETLAB Sample ID: 1108216-016 **Receive Date:** 8/12/2011 15:15

PROFILE II

Parameter	Method	Results	Units	Reporting Limit	Date Analyzed
pH	SM 4500-H+ B	4.81	pH Units		8/12/2011
Bicarbonate (HCO3)	SM 2320B	<1.0	mg/L	1.0	8/12/2011
Carbonate (CO3)	SM 2320B	<1.0	mg/L	1.0	8/12/2011
Hydroxide (OH)	SM 2320B	<1.0	mg/L	1.0	8/12/2011

Customer Sample ID: SRK 0854 WK:28 **Collect Date/Time:** 8/12/2011 09:00

WETLAB Sample ID: 1108216-016 **Receive Date:** 8/12/2011 15:15

PROFILE II

Parameter	Method	Results	Units	Reporting Limit	Date Analyzed
Total Alkalinity	SM 2320B	<1.0	mg/L as CaCO3	1.0	8/12/2011
Chloride	EPA 300.0	<1.00	mg/L	1.00	8/13/2011
Fluoride	EPA 300.0	0.29	mg/L	0.10	8/13/2011
Sulfate	EPA 300.0	150	mg/L	1.0	8/13/2011
Nitrate Nitrogen	EPA 300.0	<1.0	mg/L	1.0	8/13/2011
Nitrite Nitrogen	EPA 300.0	<0.025	mg/L	0.025	8/13/2011
Total Dissolved Solids (TDS)	SM 2540C	260	mg/L	10	8/16/2011
Aluminum	EPA 200.7	0.21	mg/L	0.045	8/22/2011
Barium	EPA 200.7	0.011	mg/L	0.010	8/22/2011
Beryllium	EPA 200.7	<0.0010	mg/L	0.0010	8/22/2011
Bismuth	EPA 200.7	<0.10	mg/L	0.10	8/22/2011
Boron	EPA 200.7	<0.10	mg/L	0.10	8/22/2011
Cadmium	EPA 200.7	0.0051	mg/L	0.0010	8/22/2011
Calcium	EPA 200.7	22	mg/L	0.50	8/22/2011
Chromium	EPA 200.7	<0.0050	mg/L	0.0050	8/22/2011
Cobalt	EPA 200.7	0.011	mg/L	0.010	8/22/2011
Copper	EPA 200.7	61	mg/L	0.050	8/22/2011
Gallium	EPA 200.7	<0.10	mg/L	0.10	8/22/2011
Iron	EPA 200.7	<0.010	mg/L	0.010	8/22/2011
Lithium	EPA 200.7	<0.10	mg/L	0.10	8/22/2011
Magnesium	EPA 200.7	1.4	mg/L	0.50	8/22/2011
Manganese	EPA 200.7	0.35	mg/L	0.0050	8/22/2011
Molybdenum	EPA 200.7	<0.010	mg/L	0.010	8/22/2011
Nickel	EPA 200.7	<0.010	mg/L	0.010	8/22/2011
Phosphorus	EPA 200.7	<0.50	mg/L	0.50	8/22/2011
Potassium	EPA 200.7	1.0	mg/L	0.50	8/22/2011
Scandium	EPA 200.7	<0.10	mg/L	0.10	8/22/2011
Silver	EPA 200.7	<0.0050	mg/L	0.0050	8/22/2011
Sodium	EPA 200.7	<0.50	mg/L	0.50	8/22/2011
Strontium	EPA 200.7	<0.10	mg/L	0.10	8/22/2011
Tin	EPA 200.7	<0.10	mg/L	0.10	8/22/2011
Titanium	EPA 200.7	<0.10	mg/L	0.10	8/22/2011
Vanadium	EPA 200.7	<0.010	mg/L	0.010	8/22/2011
Zinc	EPA 200.7	0.32	mg/L	0.010	8/22/2011
Mercury	EPA 200.8	<0.00010	mg/L	0.00010	8/18/2011
Antimony	EPA 200.8	<0.0025	mg/L	0.0025	8/18/2011
Arsenic	EPA 200.8	<0.0050	mg/L	0.0050	8/18/2011
Lead	EPA 200.8	0.010	mg/L	0.0025	8/18/2011
Selenium	EPA 200.8	<0.0050	mg/L	0.0050	8/18/2011
Thallium	EPA 200.8	<0.0010	mg/L	0.0010	8/18/2011
Uranium	EPA 200.8	<0.010	mg/L	0.010	8/18/2011

Customer Sample ID: SRK 0854 WK:28 **Collect Date/Time:** 8/12/2011 09:00
WETLAB Sample ID: 1108216-016 **Receive Date:** 8/12/2011 15:15

PROFILE II

Parameter	Method	Results	Units	Reporting Limit	Date Analyzed
Anions	Calculation	3.14	meq/L	0.10	
Cations	Calculation	3.20	meq/L	0.10	
Error	Calculation	1.0	%	1.0	

Customer Sample ID: SRK 0858 WK:28 **Collect Date/Time:** 8/12/2011 09:00
WETLAB Sample ID: 1108216-017 **Receive Date:** 8/12/2011 15:15

PROFILE II

Parameter	Method	Results	Units	Reporting Limit	Date Analyzed
pH	SM 4500-H+ B	2.69	pH Units		8/12/2011
Acidity (Titrimetric)	SM 2310B	320	mg/L as CaCO3		8/12/2011
Chloride	EPA 300.0	<2.0	mg/L	2.0	8/13/2011
Fluoride	EPA 300.0	1.4	mg/L	0.20	8/13/2011
Sulfate	EPA 300.0	330	mg/L	2.0	8/13/2011
Nitrate Nitrogen	EPA 300.0	<1.0	mg/L	1.0	8/13/2011
Nitrite Nitrogen	EPA 300.0	<0.050	mg/L	0.050	8/13/2011
Total Dissolved Solids (TDS)	SM 2540C	390	mg/L	10	8/16/2011
Aluminum	EPA 200.7	16	mg/L	0.22	8/23/2011
Barium	EPA 200.7	<0.050	mg/L	0.050	8/23/2011
Beryllium	EPA 200.7	<0.0050	mg/L	0.0050	8/23/2011
Bismuth	EPA 200.7	<0.50	mg/L	0.50	8/23/2011
Boron	EPA 200.7	<0.50	mg/L	0.50	8/23/2011
Cadmium	EPA 200.7	<0.0050	mg/L	0.0050	8/23/2011
Calcium	EPA 200.7	9.4	mg/L	2.5	8/23/2011
Chromium	EPA 200.7	0.046	mg/L	0.025	8/23/2011
Cobalt	EPA 200.7	0.068	mg/L	0.050	8/23/2011
Copper	EPA 200.7	18	mg/L	0.25	8/23/2011
Gallium	EPA 200.7	<0.50	mg/L	0.50	8/23/2011
Iron	EPA 200.7	36	mg/L	0.050	8/23/2011
Lithium	EPA 200.7	<0.50	mg/L	0.50	8/23/2011
Magnesium	EPA 200.7	<2.5	mg/L	2.5	8/23/2011
Manganese	EPA 200.7	0.36	mg/L	0.025	8/23/2011
Molybdenum	EPA 200.7	<0.050	mg/L	0.050	8/23/2011
Nickel	EPA 200.7	<0.050	mg/L	0.050	8/23/2011
Phosphorus	EPA 200.7	<2.5	mg/L	2.5	8/23/2011
Potassium	EPA 200.7	<2.5	mg/L	2.5	8/23/2011
Scandium	EPA 200.7	<0.50	mg/L	0.50	8/23/2011
Silver	EPA 200.7	<0.025	mg/L	0.025	8/23/2011
Sodium	EPA 200.7	<2.5	mg/L	2.5	8/23/2011
Strontium	EPA 200.7	<0.50	mg/L	0.50	8/23/2011
Tin	EPA 200.7	<0.50	mg/L	0.50	8/23/2011

Customer Sample ID: SRK 0858 WK:28 **Collect Date/Time:** 8/12/2011 09:00
WETLAB Sample ID: 1108216-017 **Receive Date:** 8/12/2011 15:15

PROFILE II

Parameter	Method	Results	Units	Reporting Limit	Date Analyzed
Titanium	EPA 200.7	<0.50	mg/L	0.50	8/23/2011
Vanadium	EPA 200.7	<0.050	mg/L	0.050	8/23/2011
Zinc	EPA 200.7	0.11	mg/L	0.050	8/23/2011
Mercury	EPA 200.8	<0.00010	mg/L	0.00010	8/18/2011
Antimony	EPA 200.8	<0.0025	mg/L	0.0025	8/18/2011
Arsenic	EPA 200.8	<0.0050	mg/L	0.0050	8/18/2011
Lead	EPA 200.8	0.0087	mg/L	0.0025	8/18/2011
Selenium	EPA 200.8	<0.0050	mg/L	0.0050	8/18/2011
Thallium	EPA 200.8	<0.0010	mg/L	0.0010	8/18/2011
Uranium	EPA 200.8	0.031	mg/L	0.010	8/18/2011
Anions	Calculation	6.94	meq/L	0.10	
Cations	Calculation	8.27	meq/L	0.10	
Error	Calculation	8.7	%	1.0	

Customer Sample ID: SRK 0864 WK:28 **Collect Date/Time:** 8/12/2011 09:00
WETLAB Sample ID: 1108216-018 **Receive Date:** 8/12/2011 15:15

PROFILE II

Parameter	Method	Results	Units	Reporting Limit	Date Analyzed
pH	SM 4500-H+ B	7.78	pH Units		8/12/2011
Bicarbonate (HCO3)	SM 2320B	31	mg/L	1.0	8/12/2011
Carbonate (CO3)	SM 2320B	<1.0	mg/L	1.0	8/12/2011
Hydroxide (OH)	SM 2320B	<1.0	mg/L	1.0	8/12/2011
Total Alkalinity	SM 2320B	25	mg/L as CaCO3	1.0	8/12/2011
Chloride	EPA 300.0	<1.00	mg/L	1.00	8/13/2011
Fluoride	EPA 300.0	0.32	mg/L	0.10	8/13/2011
Sulfate	EPA 300.0	3.2	mg/L	1.0	8/13/2011
Nitrate Nitrogen	EPA 300.0	<1.0	mg/L	1.0	8/13/2011
Nitrite Nitrogen	EPA 300.0	<0.025	mg/L	0.025	8/13/2011
Total Dissolved Solids (TDS)	SM 2540C	34	mg/L	10	8/16/2011
Aluminum	EPA 200.7	0.047	mg/L	0.045	8/22/2011
Barium	EPA 200.7	0.015	mg/L	0.010	8/22/2011
Beryllium	EPA 200.7	<0.0010	mg/L	0.0010	8/22/2011
Bismuth	EPA 200.7	<0.10	mg/L	0.10	8/22/2011
Boron	EPA 200.7	<0.10	mg/L	0.10	8/22/2011
Cadmium	EPA 200.7	<0.0010	mg/L	0.0010	8/22/2011
Calcium	EPA 200.7	8.4	mg/L	0.50	8/22/2011
Chromium	EPA 200.7	<0.0050	mg/L	0.0050	8/22/2011
Cobalt	EPA 200.7	<0.010	mg/L	0.010	8/22/2011
Copper	EPA 200.7	<0.050	mg/L	0.050	8/22/2011
Gallium	EPA 200.7	<0.10	mg/L	0.10	8/22/2011

Customer Sample ID: SRK 0864 WK:28 **Collect Date/Time:** 8/12/2011 09:00

WETLAB Sample ID: 1108216-018 **Receive Date:** 8/12/2011 15:15

PROFILE II

Parameter	Method	Results	Units	Reporting Limit	Date Analyzed
Iron	EPA 200.7	<0.010	mg/L	0.010	8/22/2011
Lithium	EPA 200.7	<0.10	mg/L	0.10	8/22/2011
Magnesium	EPA 200.7	1.4	mg/L	0.50	8/22/2011
Manganese	EPA 200.7	<0.0050	mg/L	0.0050	8/22/2011
Molybdenum	EPA 200.7	<0.010	mg/L	0.010	8/22/2011
Nickel	EPA 200.7	<0.010	mg/L	0.010	8/22/2011
Phosphorus	EPA 200.7	<0.50	mg/L	0.50	8/22/2011
Potassium	EPA 200.7	0.98	mg/L	0.50	8/22/2011
Scandium	EPA 200.7	<0.10	mg/L	0.10	8/22/2011
Silver	EPA 200.7	<0.0050	mg/L	0.0050	8/22/2011
Sodium	EPA 200.7	0.69	mg/L	0.50	8/22/2011
Strontium	EPA 200.7	<0.10	mg/L	0.10	8/22/2011
Tin	EPA 200.7	<0.10	mg/L	0.10	8/22/2011
Titanium	EPA 200.7	<0.10	mg/L	0.10	8/22/2011
Vanadium	EPA 200.7	<0.010	mg/L	0.010	8/22/2011
Zinc	EPA 200.7	<0.010	mg/L	0.010	8/22/2011
Mercury	EPA 200.8	<0.00010	mg/L	0.00010	8/18/2011
Antimony	EPA 200.8	<0.0025	mg/L	0.0025	8/18/2011
Arsenic	EPA 200.8	<0.0050	mg/L	0.0050	8/18/2011
Lead	EPA 200.8	<0.0025	mg/L	0.0025	8/18/2011
Selenium	EPA 200.8	<0.0050	mg/L	0.0050	8/18/2011
Thallium	EPA 200.8	<0.0010	mg/L	0.0010	8/18/2011
Uranium	EPA 200.8	<0.010	mg/L	0.010	8/18/2011
Anions	Calculation	0.59	meq/L	0.10	
Cations	Calculation	0.59	meq/L	0.10	
Error	Calculation	<1.0	%	1.0	

Customer Sample ID: SRK 0866 WK:28 **Collect Date/Time:** 8/12/2011 09:00

WETLAB Sample ID: 1108216-019 **Receive Date:** 8/12/2011 15:15

PROFILE II

Parameter	Method	Results	Units	Reporting Limit	Date Analyzed
pH	SM 4500-H+ B	6.62	pH Units		8/12/2011
Bicarbonate (HCO3)	SM 2320B	4.2	mg/L	1.0	8/12/2011
Carbonate (CO3)	SM 2320B	<1.0	mg/L	1.0	8/12/2011
Hydroxide (OH)	SM 2320B	<1.0	mg/L	1.0	8/12/2011
Total Alkalinity	SM 2320B	3.4	mg/L as CaCO3	1.0	8/12/2011
Chloride	EPA 300.0	<1.00	mg/L	1.00	8/13/2011
Fluoride	EPA 300.0	0.70	mg/L	0.10	8/13/2011
Sulfate	EPA 300.0	16	mg/L	1.0	8/13/2011
Nitrate Nitrogen	EPA 300.0	<1.0	mg/L	1.0	8/13/2011

Customer Sample ID: SRK 0866 WK:28 **Collect Date/Time:** 8/12/2011 09:00

WETLAB Sample ID: 1108216-019 **Receive Date:** 8/12/2011 15:15

PROFILE II

Parameter	Method	Results	Units	Reporting Limit	Date Analyzed
Nitrite Nitrogen	EPA 300.0	<0.025	mg/L	0.025	8/13/2011
Total Dissolved Solids (TDS)	SM 2540C	29	mg/L	10	8/16/2011
Aluminum	EPA 200.7	0.075	mg/L	0.045	8/22/2011
Barium	EPA 200.7	<0.010	mg/L	0.010	8/22/2011
Beryllium	EPA 200.7	<0.0010	mg/L	0.0010	8/22/2011
Bismuth	EPA 200.7	<0.10	mg/L	0.10	8/22/2011
Boron	EPA 200.7	<0.10	mg/L	0.10	8/22/2011
Cadmium	EPA 200.7	<0.0010	mg/L	0.0010	8/22/2011
Calcium	EPA 200.7	6.0	mg/L	0.50	8/22/2011
Chromium	EPA 200.7	<0.0050	mg/L	0.0050	8/22/2011
Cobalt	EPA 200.7	<0.010	mg/L	0.010	8/22/2011
Copper	EPA 200.7	<0.050	mg/L	0.050	8/22/2011
Gallium	EPA 200.7	<0.10	mg/L	0.10	8/22/2011
Iron	EPA 200.7	<0.010	mg/L	0.010	8/22/2011
Lithium	EPA 200.7	<0.10	mg/L	0.10	8/22/2011
Magnesium	EPA 200.7	0.64	mg/L	0.50	8/22/2011
Manganese	EPA 200.7	<0.0050	mg/L	0.0050	8/22/2011
Molybdenum	EPA 200.7	<0.010	mg/L	0.010	8/22/2011
Nickel	EPA 200.7	<0.010	mg/L	0.010	8/22/2011
Phosphorus	EPA 200.7	<0.50	mg/L	0.50	8/22/2011
Potassium	EPA 200.7	1.5	mg/L	0.50	8/22/2011
Scandium	EPA 200.7	<0.10	mg/L	0.10	8/22/2011
Silver	EPA 200.7	<0.0050	mg/L	0.0050	8/22/2011
Sodium	EPA 200.7	<0.50	mg/L	0.50	8/22/2011
Strontium	EPA 200.7	<0.10	mg/L	0.10	8/22/2011
Tin	EPA 200.7	<0.10	mg/L	0.10	8/22/2011
Titanium	EPA 200.7	<0.10	mg/L	0.10	8/22/2011
Vanadium	EPA 200.7	<0.010	mg/L	0.010	8/22/2011
Zinc	EPA 200.7	<0.010	mg/L	0.010	8/22/2011
Mercury	EPA 200.8	<0.00010	mg/L	0.00010	8/18/2011
Antimony	EPA 200.8	<0.0025	mg/L	0.0025	8/18/2011
Arsenic	EPA 200.8	<0.0050	mg/L	0.0050	8/18/2011
Lead	EPA 200.8	<0.0025	mg/L	0.0025	8/18/2011
Selenium	EPA 200.8	<0.0050	mg/L	0.0050	8/18/2011
Thallium	EPA 200.8	<0.0010	mg/L	0.0010	8/18/2011
Uranium	EPA 200.8	<0.010	mg/L	0.010	8/18/2011
Anions	Calculation	0.44	meq/L	0.10	
Cations	Calculation	0.40	meq/L	0.10	
Error	Calculation	4.8	%	1.0	

Customer Sample ID: SRK 0867 WK:28 **Collect Date/Time:** 8/12/2011 09:00

WETLAB Sample ID: 1108216-020 **Receive Date:** 8/12/2011 15:15

PROFILE II

Parameter	Method	Results	Units	Reporting Limit	Date Analyzed
pH	SM 4500-H+ B	7.14	pH Units		8/12/2011
Bicarbonate (HCO3)	SM 2320B	17	mg/L	1.0	8/12/2011
Carbonate (CO3)	SM 2320B	<1.0	mg/L	1.0	8/12/2011
Hydroxide (OH)	SM 2320B	<1.0	mg/L	1.0	8/12/2011
Total Alkalinity	SM 2320B	14	mg/L as CaCO3	1.0	8/12/2011
Chloride	EPA 300.0	<1.00	mg/L	1.00	8/13/2011
Fluoride	EPA 300.0	0.73	mg/L	0.10	8/13/2011
Sulfate	EPA 300.0	32	mg/L	1.0	8/13/2011
Nitrate Nitrogen	EPA 300.0	<1.0	mg/L	1.0	8/13/2011
Nitrite Nitrogen	EPA 300.0	<0.025	mg/L	0.025	8/13/2011
Total Dissolved Solids (TDS)	SM 2540C	63	mg/L	10	8/16/2011
Aluminum	EPA 200.7	<0.045	mg/L	0.045	8/22/2011
Barium	EPA 200.7	0.011	mg/L	0.010	8/22/2011
Beryllium	EPA 200.7	<0.0010	mg/L	0.0010	8/22/2011
Bismuth	EPA 200.7	<0.10	mg/L	0.10	8/22/2011
Boron	EPA 200.7	<0.10	mg/L	0.10	8/22/2011
Cadmium	EPA 200.7	<0.0010	mg/L	0.0010	8/22/2011
Calcium	EPA 200.7	16	mg/L	0.50	8/22/2011
Chromium	EPA 200.7	<0.0050	mg/L	0.0050	8/22/2011
Cobalt	EPA 200.7	<0.010	mg/L	0.010	8/22/2011
Copper	EPA 200.7	<0.050	mg/L	0.050	8/22/2011
Gallium	EPA 200.7	<0.10	mg/L	0.10	8/22/2011
Iron	EPA 200.7	<0.010	mg/L	0.010	8/22/2011
Lithium	EPA 200.7	<0.10	mg/L	0.10	8/22/2011
Magnesium	EPA 200.7	1.3	mg/L	0.50	8/22/2011
Manganese	EPA 200.7	0.0084	mg/L	0.0050	8/22/2011
Molybdenum	EPA 200.7	0.016	mg/L	0.010	8/22/2011
Nickel	EPA 200.7	<0.010	mg/L	0.010	8/22/2011
Phosphorus	EPA 200.7	<0.50	mg/L	0.50	8/22/2011
Potassium	EPA 200.7	0.52	mg/L	0.50	8/22/2011
Scandium	EPA 200.7	<0.10	mg/L	0.10	8/22/2011
Silver	EPA 200.7	<0.0050	mg/L	0.0050	8/22/2011
Sodium	EPA 200.7	<0.50	mg/L	0.50	8/22/2011
Strontium	EPA 200.7	<0.10	mg/L	0.10	8/22/2011
Tin	EPA 200.7	<0.10	mg/L	0.10	8/22/2011
Titanium	EPA 200.7	<0.10	mg/L	0.10	8/22/2011
Vanadium	EPA 200.7	<0.010	mg/L	0.010	8/22/2011
Zinc	EPA 200.7	<0.010	mg/L	0.010	8/22/2011
Mercury	EPA 200.8	<0.00010	mg/L	0.00010	8/18/2011
Antimony	EPA 200.8	0.0069	mg/L	0.0025	8/18/2011
Arsenic	EPA 200.8	<0.0050	mg/L	0.0050	8/18/2011

Customer Sample ID: SRK 0867 WK:28 **Collect Date/Time:** 8/12/2011 09:00
WETLAB Sample ID: 1108216-020 **Receive Date:** 8/12/2011 15:15

PROFILE II

Parameter	Method	Results	Units	Reporting Limit	Date Analyzed
Lead	EPA 200.8	<0.0025	mg/L	0.0025	8/18/2011
Selenium	EPA 200.8	<0.0050	mg/L	0.0050	8/18/2011
Thallium	EPA 200.8	<0.0010	mg/L	0.0010	8/18/2011
Uranium	EPA 200.8	<0.010	mg/L	0.010	8/18/2011
Anions	Calculation	0.98	meq/L	0.10	
Cations	Calculation	0.92	meq/L	0.10	
Error	Calculation	3.4	%	1.0	

Customer Sample ID: SRK 0872 WK:28 **Collect Date/Time:** 8/12/2011 09:00
WETLAB Sample ID: 1108216-021 **Receive Date:** 8/12/2011 15:15

PROFILE II

Parameter	Method	Results	Units	Reporting Limit	Date Analyzed
pH	SM 4500-H+ B	7.05	pH Units		8/12/2011
Bicarbonate (HCO3)	SM 2320B	14	mg/L	1.0	8/12/2011
Carbonate (CO3)	SM 2320B	<1.0	mg/L	1.0	8/12/2011
Hydroxide (OH)	SM 2320B	<1.0	mg/L	1.0	8/12/2011
Total Alkalinity	SM 2320B	12	mg/L as CaCO3	1.0	8/12/2011
Chloride	EPA 300.0	<1.00	mg/L	1.00	8/13/2011
Fluoride	EPA 300.0	0.58	mg/L	0.10	8/13/2011
Sulfate	EPA 300.0	70 SC	mg/L	1.0	8/13/2011
Nitrate Nitrogen	EPA 300.0	<1.0	mg/L	1.0	8/13/2011
Nitrite Nitrogen	EPA 300.0	<0.025	mg/L	0.025	8/13/2011
Total Dissolved Solids (TDS)	SM 2540C	150	mg/L	10	8/16/2011
Aluminum	EPA 200.7	<0.045	mg/L	0.045	8/22/2011
Barium	EPA 200.7	0.014	mg/L	0.010	8/22/2011
Beryllium	EPA 200.7	<0.0010	mg/L	0.0010	8/22/2011
Bismuth	EPA 200.7	<0.10	mg/L	0.10	8/22/2011
Boron	EPA 200.7	<0.10	mg/L	0.10	8/22/2011
Cadmium	EPA 200.7	<0.0010	mg/L	0.0010	8/22/2011
Calcium	EPA 200.7	32	mg/L	0.50	8/22/2011
Chromium	EPA 200.7	<0.0050	mg/L	0.0050	8/22/2011
Cobalt	EPA 200.7	<0.010	mg/L	0.010	8/22/2011
Copper	EPA 200.7	<0.050	mg/L	0.050	8/22/2011
Gallium	EPA 200.7	<0.10	mg/L	0.10	8/22/2011
Iron	EPA 200.7	<0.010	mg/L	0.010	8/22/2011
Lithium	EPA 200.7	<0.10	mg/L	0.10	8/22/2011
Magnesium	EPA 200.7	0.65	mg/L	0.50	8/22/2011
Manganese	EPA 200.7	<0.0050	mg/L	0.0050	8/22/2011
Molybdenum	EPA 200.7	0.29	mg/L	0.010	8/22/2011
Nickel	EPA 200.7	<0.010	mg/L	0.010	8/22/2011

Customer Sample ID: SRK 0872 WK:28 **Collect Date/Time:** 8/12/2011 09:00

WETLAB Sample ID: 1108216-021 **Receive Date:** 8/12/2011 15:15

PROFILE II

Parameter	Method	Results	Units	Reporting Limit	Date Analyzed
Phosphorus	EPA 200.7	<0.50	mg/L	0.50	8/22/2011
Potassium	EPA 200.7	<0.50	mg/L	0.50	8/22/2011
Scandium	EPA 200.7	<0.10	mg/L	0.10	8/22/2011
Silver	EPA 200.7	<0.0050	mg/L	0.0050	8/22/2011
Sodium	EPA 200.7	<0.50	mg/L	0.50	8/22/2011
Strontium	EPA 200.7	<0.10	mg/L	0.10	8/22/2011
Tin	EPA 200.7	<0.10	mg/L	0.10	8/22/2011
Titanium	EPA 200.7	<0.10	mg/L	0.10	8/22/2011
Vanadium	EPA 200.7	<0.010	mg/L	0.010	8/22/2011
Zinc	EPA 200.7	<0.010	mg/L	0.010	8/22/2011
Mercury	EPA 200.8	<0.00010	mg/L	0.00010	8/18/2011
Antimony	EPA 200.8	<0.0025	mg/L	0.0025	8/18/2011
Arsenic	EPA 200.8	<0.0050	mg/L	0.0050	8/18/2011
Lead	EPA 200.8	<0.0025	mg/L	0.0025	8/18/2011
Selenium	EPA 200.8	<0.0050	mg/L	0.0050	8/18/2011
Thallium	EPA 200.8	<0.0010	mg/L	0.0010	8/18/2011
Uranium	EPA 200.8	<0.010	mg/L	0.010	8/18/2011
Anions	Calculation	1.72	meq/L	0.10	
Cations	Calculation	1.65	meq/L	0.10	
Error	Calculation	2.0	%	1.0	

Western Environmental Testing Laboratory
QC Report

QCBatchID	QCType	Parameter	Method	Result	Units
QC11080450	Blank 1	Fluoride	EPA 300.0	<0.10	mg/L
QC11080450	Blank 2	Fluoride	EPA 300.0	<0.10	mg/L
QC11080450	Blank 3	Fluoride	EPA 300.0	<0.10	mg/L
QC11080457	Blank 1	Fluoride	EPA 300.0	<0.10	mg/L
QC11080457	Blank 2	Fluoride	EPA 300.0	<0.10	mg/L
QC11080457	Blank 3	Fluoride	EPA 300.0	<0.10	mg/L
QC11080458	Blank 1	Chloride	EPA 300.0	<1.0	mg/L
QC11080458	Blank 2	Chloride	EPA 300.0	<1.0	mg/L
QC11080458	Blank 3	Chloride	EPA 300.0	<1.0	mg/L
QC11080459	Blank 1	Chloride	EPA 300.0	<1.0	mg/L
QC11080459	Blank 2	Chloride	EPA 300.0	<1.0	mg/L
QC11080459	Blank 3	Chloride	EPA 300.0	<1.0	mg/L
QC11080461	Blank 1	Nitrite Nitrogen	EPA 300.0	<0.025	mg/L
QC11080461	Blank 2	Nitrite Nitrogen	EPA 300.0	<0.025	mg/L
QC11080461	Blank 3	Nitrite Nitrogen	EPA 300.0	<0.025	mg/L
QC11080462	Blank 1	Nitrite Nitrogen	EPA 300.0	<0.025	mg/L
QC11080462	Blank 2	Nitrite Nitrogen	EPA 300.0	<0.025	mg/L
QC11080464	Blank 1	Nitrate Nitrogen	EPA 300.0	<1.0	mg/L
QC11080464	Blank 2	Nitrate Nitrogen	EPA 300.0	<1.0	mg/L
QC11080464	Blank 3	Nitrate Nitrogen	EPA 300.0	<1.0	mg/L
QC11080465	Blank 1	Nitrate Nitrogen	EPA 300.0	<1.0	mg/L
QC11080465	Blank 2	Nitrate Nitrogen	EPA 300.0	<1.0	mg/L
QC11080465	Blank 3	Nitrate Nitrogen	EPA 300.0	<1.0	mg/L
QC11080467	Blank 1	Sulfate	EPA 300.0	<1.0	mg/L
QC11080467	Blank 2	Sulfate	EPA 300.0	<1.0	mg/L
QC11080467	Blank 3	Sulfate	EPA 300.0	<1.0	mg/L
QC11080468	Blank 1	Sulfate	EPA 300.0	<1.0	mg/L
QC11080468	Blank 2	Sulfate	EPA 300.0	<1.0	mg/L
QC11080468	Blank 3	Sulfate	EPA 300.0	<1.0	mg/L
QC11080619	Blank 1	Total Dissolved Solids (TDS)	SM 2540C	<10	mg/L
QC11080619	Blank 2	Total Dissolved Solids (TDS)	SM 2540C	<10	mg/L
QC11080621	Blank 1	Uranium, Dissolved	EPA 200.8	<0.010	mg/L
		Mercury, Dissolved	EPA 200.8	<0.00010	mg/L
		Antimony, Dissolved	EPA 200.8	<0.0025	mg/L
		Arsenic, Dissolved	EPA 200.8	<0.0050	mg/L
		Lead, Dissolved	EPA 200.8	<0.0025	mg/L
		Selenium, Dissolved	EPA 200.8	<0.0050	mg/L
		Thallium, Dissolved	EPA 200.8	<0.0010	mg/L
QC11080622	Blank 1	Uranium, Dissolved	EPA 200.8	<0.010	mg/L
		Mercury, Dissolved	EPA 200.8	<0.00010	mg/L
		Antimony, Dissolved	EPA 200.8	<0.0025	mg/L
		Arsenic, Dissolved	EPA 200.8	<0.0050	mg/L
		Lead, Dissolved	EPA 200.8	<0.0025	mg/L
		Selenium, Dissolved	EPA 200.8	<0.0050	mg/L
		Thallium, Dissolved	EPA 200.8	<0.0010	mg/L
QC11080623	Blank 1	Uranium, Dissolved	EPA 200.8	<0.010	mg/L
		Mercury, Dissolved	EPA 200.8	<0.00010	mg/L
		Antimony, Dissolved	EPA 200.8	<0.0025	mg/L
		Arsenic, Dissolved	EPA 200.8	<0.0050	mg/L
		Lead, Dissolved	EPA 200.8	<0.0025	mg/L

QCBatchID	QCType	Parameter	Method	Result	Units
		Selenium, Dissolved	EPA 200.8	<0.0050	mg/L
		Thallium, Dissolved	EPA 200.8	<0.0010	mg/L
QC11080730	Blank 1	Aluminum, Dissolved	EPA 200.7	<0.045	mg/L
		Barium, Dissolved	EPA 200.7	<0.010	mg/L
		Beryllium, Dissolved	EPA 200.7	<0.0010	mg/L
		Bismuth, Dissolved	EPA 200.7	<0.10	mg/L
		Boron, Dissolved	EPA 200.7	<0.10	mg/L
		Cadmium, Dissolved	EPA 200.7	<0.0010	mg/L
		Calcium, Dissolved	EPA 200.7	<0.50	mg/L
		Chromium, Dissolved	EPA 200.7	<0.0050	mg/L
		Cobalt, Dissolved	EPA 200.7	<0.010	mg/L
		Copper, Dissolved	EPA 200.7	<0.050	mg/L
		Gallium, Dissolved	EPA 200.7	<0.10	mg/L
		Iron, Dissolved	EPA 200.7	<0.010	mg/L
		Lithium, Dissolved	EPA 200.7	<0.10	mg/L
		Magnesium, Dissolved	EPA 200.7	<0.50	mg/L
		Manganese, Dissolved	EPA 200.7	<0.0050	mg/L
		Molybdenum, Dissolved	EPA 200.7	<0.010	mg/L
		Nickel, Dissolved	EPA 200.7	<0.010	mg/L
		Phosphorus, Dissolved	EPA 200.7	<0.50	mg/L
		Potassium, Dissolved	EPA 200.7	<0.50	mg/L
		Scandium, Dissolved	EPA 200.7	<0.10	mg/L
		Silver, Dissolved	EPA 200.7	<0.0050	mg/L
		Sodium, Dissolved	EPA 200.7	<0.50	mg/L
		Strontium, Dissolved	EPA 200.7	<0.10	mg/L
		Tin, Dissolved	EPA 200.7	<0.10	mg/L
		Titanium, Dissolved	EPA 200.7	<0.10	mg/L
		Vanadium, Dissolved	EPA 200.7	<0.010	mg/L
		Zinc, Dissolved	EPA 200.7	<0.0050	mg/L
QC11080731	Blank 1	Aluminum, Dissolved	EPA 200.7	<0.045	mg/L
		Barium, Dissolved	EPA 200.7	<0.010	mg/L
		Beryllium, Dissolved	EPA 200.7	<0.0010	mg/L
		Bismuth, Dissolved	EPA 200.7	<0.10	mg/L
		Boron, Dissolved	EPA 200.7	<0.10	mg/L
		Cadmium, Dissolved	EPA 200.7	<0.0010	mg/L
		Calcium, Dissolved	EPA 200.7	<0.50	mg/L
		Chromium, Dissolved	EPA 200.7	<0.0050	mg/L
		Cobalt, Dissolved	EPA 200.7	<0.010	mg/L
		Copper, Dissolved	EPA 200.7	<0.050	mg/L
		Gallium, Dissolved	EPA 200.7	<0.10	mg/L
		Iron, Dissolved	EPA 200.7	<0.010	mg/L
		Lithium, Dissolved	EPA 200.7	<0.10	mg/L
		Magnesium, Dissolved	EPA 200.7	<0.50	mg/L
		Manganese, Dissolved	EPA 200.7	<0.0050	mg/L
		Molybdenum, Dissolved	EPA 200.7	<0.010	mg/L
		Nickel, Dissolved	EPA 200.7	<0.010	mg/L
		Phosphorus, Dissolved	EPA 200.7	<0.50	mg/L
		Potassium, Dissolved	EPA 200.7	<0.50	mg/L
		Scandium, Dissolved	EPA 200.7	<0.10	mg/L
		Silver, Dissolved	EPA 200.7	<0.0050	mg/L
		Sodium, Dissolved	EPA 200.7	<0.50	mg/L
		Strontium, Dissolved	EPA 200.7	<0.10	mg/L
		Tin, Dissolved	EPA 200.7	<0.10	mg/L
		Titanium, Dissolved	EPA 200.7	<0.10	mg/L
		Vanadium, Dissolved	EPA 200.7	<0.010	mg/L
		Zinc, Dissolved	EPA 200.7	<0.0050	mg/L

QCBatchID	QCType	Parameter	Method	Result	Units
QC11080732	Blank 1	Aluminum, Dissolved	EPA 200.7	<0.045	mg/L
		Barium, Dissolved	EPA 200.7	<0.010	mg/L
		Beryllium, Dissolved	EPA 200.7	<0.0010	mg/L
		Bismuth, Dissolved	EPA 200.7	<0.10	mg/L
		Boron, Dissolved	EPA 200.7	<0.10	mg/L
		Cadmium, Dissolved	EPA 200.7	<0.0010	mg/L
		Calcium, Dissolved	EPA 200.7	<0.50	mg/L
		Chromium, Dissolved	EPA 200.7	<0.0050	mg/L
		Cobalt, Dissolved	EPA 200.7	<0.010	mg/L
		Copper, Dissolved	EPA 200.7	<0.050	mg/L
		Gallium, Dissolved	EPA 200.7	<0.10	mg/L
		Iron, Dissolved	EPA 200.7	<0.010	mg/L
		Lithium, Dissolved	EPA 200.7	<0.10	mg/L
		Magnesium, Dissolved	EPA 200.7	<0.50	mg/L
		Manganese, Dissolved	EPA 200.7	<0.0050	mg/L
		Molybdenum, Dissolved	EPA 200.7	<0.010	mg/L
		Nickel, Dissolved	EPA 200.7	<0.010	mg/L
		Phosphorus, Dissolved	EPA 200.7	<0.50	mg/L
		Potassium, Dissolved	EPA 200.7	<0.50	mg/L
		Scandium, Dissolved	EPA 200.7	<0.10	mg/L
		Silver, Dissolved	EPA 200.7	<0.0050	mg/L
		Sodium, Dissolved	EPA 200.7	<0.50	mg/L
		Strontium, Dissolved	EPA 200.7	<0.10	mg/L
		Tin, Dissolved	EPA 200.7	<0.10	mg/L
		Titanium, Dissolved	EPA 200.7	<0.10	mg/L
		Vanadium, Dissolved	EPA 200.7	<0.010	mg/L
		Zinc, Dissolved	EPA 200.7	<0.0050	mg/L

QCBatchID	QCType	Parameter	Method	Result	Actual	% Recovery	Units
QC11080450	LCS 1	Fluoride	EPA 300.0	2.20	2.00	110	mg/L
QC11080457	LCS 1	Fluoride	EPA 300.0	2.20	2.00	110	mg/L
QC11080458	LCS 1	Chloride	EPA 300.0	10.2	10.0	102	mg/L
QC11080459	LCS 1	Chloride	EPA 300.0	10.2	10.0	102	mg/L
QC11080461	LCS 1	Nitrite Nitrogen	EPA 300.0	0.486	0.500	97	mg/L
QC11080462	LCS 1	Nitrite Nitrogen	EPA 300.0	0.486	0.500	97	mg/L
QC11080464	LCS 1	Nitrate Nitrogen	EPA 300.0	2.00	2.00	100	mg/L
QC11080465	LCS 1	Nitrate Nitrogen	EPA 300.0	2.00	2.00	100	mg/L
QC11080467	LCS 1	Sulfate	EPA 300.0	26.1	25.0	104	mg/L
QC11080468	LCS 1	Sulfate	EPA 300.0	26.1	25.0	104	mg/L
QC11080490	LCS 1	pH	SM 4500-H+ B	7.00	7.00	100	pH Units
QC11080490	LCS 2	pH	SM 4500-H+ B	7.00	7.00	100	pH Units
QC11080490	LCS 3	pH	SM 4500-H+ B	7.00	7.00	100	pH Units
QC11080491	LCS 1	Alkalinity	SM 2320B	95.5	100	96	mg/L
QC11080491	LCS 2	Alkalinity	SM 2320B	94.0	100	94	mg/L
QC11080491	LCS 3	Alkalinity	SM 2320B	93.7	100	94	mg/L
QC11080619	LCS 1	Total Dissolved Solids (TDS)	SM 2540C	144	150	96	mg/L
QC11080619	LCS 2	Total Dissolved Solids (TDS)	SM 2540C	139	150	92	mg/L
QC11080621	LCS 1	Mercury	EPA 200.8	0.001010	0.001	101	mg/L
		Antimony	EPA 200.8	0.0099	0.010	99	mg/L
		Arsenic	EPA 200.8	0.0495	0.050	99	mg/L
		Lead	EPA 200.8	0.0103	0.010	103	mg/L
		Selenium	EPA 200.8	0.0477	0.050	95	mg/L
		Thallium	EPA 200.8	0.0101	0.010	101	mg/L
		Uranium	EPA 200.8	0.0102	0.010	102	mg/L
QC11080622	LCS 1	Mercury	EPA 200.8	0.001010	0.001	101	mg/L
		Antimony	EPA 200.8	0.0099	0.010	99	mg/L

QCBatchID	QCType	Parameter	Method	Result	Actual	% Recovery	Units
		Arsenic	EPA 200.8	0.0495	0.050	99	mg/L
		Lead	EPA 200.8	0.0103	0.010	103	mg/L
		Selenium	EPA 200.8	0.0477	0.050	95	mg/L
		Thallium	EPA 200.8	0.0101	0.010	101	mg/L
		Uranium	EPA 200.8	0.0102	0.010	102	mg/L
QC11080623	LCS 1	Mercury	EPA 200.8	0.001062	0.001	106	mg/L
		Antimony	EPA 200.8	0.0102	0.010	102	mg/L
		Arsenic	EPA 200.8	0.0486	0.050	97	mg/L
		Lead	EPA 200.8	0.0107	0.010	107	mg/L
		Selenium	EPA 200.8	0.0503	0.050	101	mg/L
		Thallium	EPA 200.8	0.0103	0.010	103	mg/L
		Uranium	EPA 200.8	0.0110	0.010	110	mg/L
QC11080730	LCS 1	Aluminum	EPA 200.7	0.960	1.00	96	mg/L
		Barium	EPA 200.7	0.965	1.00	96	mg/L
		Beryllium	EPA 200.7	0.963	1.00	96	mg/L
		Bismuth	EPA 200.7	0.993	1.00	99	mg/L
		Boron	EPA 200.7	0.899	1.00	90	mg/L
		Cadmium	EPA 200.7	0.979	1.00	98	mg/L
		Calcium	EPA 200.7	10.0	10.0	100	mg/L
		Chromium	EPA 200.7	0.952	1.00	95	mg/L
		Cobalt	EPA 200.7	0.979	1.00	98	mg/L
		Copper	EPA 200.7	4.67	5.00	93	mg/L
		Gallium	EPA 200.7	0.944	1.00	94	mg/L
		Iron	EPA 200.7	0.983	1.00	98	mg/L
		Lithium	EPA 200.7	0.947	1.00	95	mg/L
		Magnesium	EPA 200.7	10.0	10.0	100	mg/L
		Manganese	EPA 200.7	0.969	1.00	97	mg/L
		Molybdenum	EPA 200.7	0.990	1.00	99	mg/L
		Nickel	EPA 200.7	4.87	5.00	97	mg/L
		Phosphorus	EPA 200.7	5.08	5.00	102	mg/L
		Potassium	EPA 200.7	9.59	10.0	96	mg/L
		Scandium	EPA 200.7	0.946	1.00	95	mg/L
		Silver	EPA 200.7	0.086	0.090	95	mg/L
		Sodium	EPA 200.7	9.59	10.0	96	mg/L
		Strontium	EPA 200.7	0.948	1.00	95	mg/L
		Tin	EPA 200.7	0.994	1.00	99	mg/L
		Titanium	EPA 200.7	0.986	1.00	99	mg/L
		Vanadium	EPA 200.7	0.949	1.00	95	mg/L
		Zinc	EPA 200.7	1.02	1.00	102	mg/L
QC11080731	LCS 1	Aluminum	EPA 200.7	0.960	1.00	96	mg/L
		Barium	EPA 200.7	0.965	1.00	96	mg/L
		Beryllium	EPA 200.7	0.963	1.00	96	mg/L
		Bismuth	EPA 200.7	0.993	1.00	99	mg/L
		Boron	EPA 200.7	0.899	1.00	90	mg/L
		Cadmium	EPA 200.7	0.979	1.00	98	mg/L
		Calcium	EPA 200.7	10.0	10.0	100	mg/L
		Chromium	EPA 200.7	0.952	1.00	95	mg/L
		Cobalt	EPA 200.7	0.979	1.00	98	mg/L
		Copper	EPA 200.7	4.67	5.00	93	mg/L
		Gallium	EPA 200.7	0.944	1.00	94	mg/L
		Iron	EPA 200.7	0.983	1.00	98	mg/L
		Lithium	EPA 200.7	0.947	1.00	95	mg/L
		Magnesium	EPA 200.7	10.0	10.0	100	mg/L
		Manganese	EPA 200.7	0.969	1.00	97	mg/L
		Molybdenum	EPA 200.7	0.990	1.00	99	mg/L
		Nickel	EPA 200.7	4.87	5.00	97	mg/L

QCBatchID	QCType	Parameter	Method	Result	Actual	% Recovery	Units
		Phosphorus	EPA 200.7	5.08	5.00	102	mg/L
		Potassium	EPA 200.7	9.59	10.0	96	mg/L
		Scandium	EPA 200.7	0.946	1.00	95	mg/L
		Silver	EPA 200.7	0.086	0.090	95	mg/L
		Sodium	EPA 200.7	9.59	10.0	96	mg/L
		Strontium	EPA 200.7	0.948	1.00	95	mg/L
		Tin	EPA 200.7	0.994	1.00	99	mg/L
		Titanium	EPA 200.7	0.986	1.00	99	mg/L
		Vanadium	EPA 200.7	0.949	1.00	95	mg/L
		Zinc	EPA 200.7	1.02	1.00	102	mg/L
QC11080732	LCS 1	Aluminum	EPA 200.7	0.937	1.00	94	mg/L
		Barium	EPA 200.7	0.906	1.00	91	mg/L
		Beryllium	EPA 200.7	0.899	1.00	90	mg/L
		Bismuth	EPA 200.7	0.913	1.00	91	mg/L
		Boron	EPA 200.7	0.877	1.00	88	mg/L
		Cadmium	EPA 200.7	0.885	1.00	88	mg/L
		Calcium	EPA 200.7	9.82	10.0	98	mg/L
		Chromium	EPA 200.7	0.901	1.00	90	mg/L
		Cobalt	EPA 200.7	0.915	1.00	92	mg/L
		Copper	EPA 200.7	4.54	5.00	91	mg/L
		Gallium	EPA 200.7	0.910	1.00	91	mg/L
		Iron	EPA 200.7	0.943	1.00	94	mg/L
		Lithium	EPA 200.7	0.894	1.00	89	mg/L
		Magnesium	EPA 200.7	9.49	10.0	95	mg/L
		Manganese	EPA 200.7	0.929	1.00	93	mg/L
		Molybdenum	EPA 200.7	0.863	1.00	86	mg/L
		Nickel	EPA 200.7	4.49	5.00	90	mg/L
		Phosphorus	EPA 200.7	4.48	5.00	90	mg/L
		Potassium	EPA 200.7	9.18	10.0	92	mg/L
		Scandium	EPA 200.7	0.917	1.00	92	mg/L
		Silver	EPA 200.7	0.083	0.090	92	mg/L
		Sodium	EPA 200.7	9.34	10.0	93	mg/L
		Strontium	EPA 200.7	0.960	1.00	96	mg/L
		Tin	EPA 200.7	0.884	1.00	88	mg/L
		Titanium	EPA 200.7	0.982	1.00	98	mg/L
		Vanadium	EPA 200.7	0.895	1.00	90	mg/L
		Zinc	EPA 200.7	0.883	1.00	88	mg/L

QCBatchID	QCType	Parameter	Method	Duplicate Sample	Sample Result	Duplicate Result		Units	RPD
QC11080490	Duplicate	pH	SM 4500-H+ B	1108196-001	8.98	8.95		pH Units	<1%
QC11080490	Duplicate	pH	SM 4500-H+ B	1108198-002	7.71	7.64		pH Units	1 %
QC11080490	Duplicate	pH	SM 4500-H+ B	1108213-001	7.54	7.66	Q	pH Units	2 %
QC11080490	Duplicate	pH	SM 4500-H+ B	1108201-003	7.22	7.20		pH Units	<1%
QC11080490	Duplicate	pH	SM 4500-H+ B	1108216-004	7.67	7.64		pH Units	<1%
QC11080490	Duplicate	pH	SM 4500-H+ B	1108216-014	7.75	7.73		pH Units	<1%
QC11080490	Duplicate	pH	SM 4500-H+ B	1108218-001	7.55	7.64		pH Units	1 %
QC11080491	Duplicate	Bicarbonate (HCO3)	SM 2320B	1108196-001	210	215		mg/L	2 %
		Carbonate (CO3)	SM 2320B	1108196-001	27.3	25.6		mg/L	6 %
		Hydroxide (OH)	SM 2320B	1108196-001	<1.000	<1.000		mg/L	<1%
		Total Alkalinity	SM 2320B	1108196-001	218	218		mg/L as CaCO3	<1%
QC11080491	Duplicate	Bicarbonate (HCO3)	SM 2320B	1108198-002	39.8	39.0		mg/L	2 %
		Carbonate (CO3)	SM 2320B	1108198-002	<1.000	<1.000		mg/L	<1%

QCBatchID	QCType	Parameter	Method	Duplicate Sample	Sample Result	Duplicate Result		Units	RPD
		Hydroxide (OH)	SM 2320B	1108198-002	<1.000	<1.000		mg/L	<1%
		Total Alkalinity	SM 2320B	1108198-002	32.7	32.0		mg/L as CaCO3	2 %
QC11080491	Duplicate	Bicarbonate (HCO3)	SM 2320B	1108213-001	63.4	63.6		mg/L	<1%
		Carbonate (CO3)	SM 2320B	1108213-001	<1.000	<1.000		mg/L	<1%
		Hydroxide (OH)	SM 2320B	1108213-001	<1.000	<1.000		mg/L	<1%
		Total Alkalinity	SM 2320B	1108213-001	52.0	52.2		mg/L as CaCO3	<1%
QC11080491	Duplicate	Bicarbonate (HCO3)	SM 2320B	1108201-003	237	239		mg/L	1 %
		Carbonate (CO3)	SM 2320B	1108201-003	<1.000	<1.000		mg/L	<1%
		Hydroxide (OH)	SM 2320B	1108201-003	<1.000	<1.000		mg/L	<1%
		Total Alkalinity	SM 2320B	1108201-003	194	196		mg/L as CaCO3	1 %
QC11080491	Duplicate	Bicarbonate (HCO3)	SM 2320B	1108216-004	50.5	50.6		mg/L	<1%
		Carbonate (CO3)	SM 2320B	1108216-004	<1.000	<1.000		mg/L	<1%
		Hydroxide (OH)	SM 2320B	1108216-004	<1.000	<1.000		mg/L	<1%
		Total Alkalinity	SM 2320B	1108216-004	41.4	45.2		mg/L as CaCO3	9 %
QC11080491	Duplicate	Bicarbonate (HCO3)	SM 2320B	1108216-014	59.4	57.6		mg/L	3 %
		Carbonate (CO3)	SM 2320B	1108216-014	<1.000	<1.000		mg/L	<1%
		Hydroxide (OH)	SM 2320B	1108216-014	<1.000	<1.000		mg/L	<1%
		Total Alkalinity	SM 2320B	1108216-014	48.7	47.2		mg/L as CaCO3	3 %
QC11080491	Duplicate	Bicarbonate (HCO3)	SM 2320B	1108218-001	47.6	47.9		mg/L	1 %
		Carbonate (CO3)	SM 2320B	1108218-001	<1.000	<1.000		mg/L	<1%
		Hydroxide (OH)	SM 2320B	1108218-001	<1.000	<1.000		mg/L	<1%
		Total Alkalinity	SM 2320B	1108218-001	39.0	39.3		mg/L as CaCO3	1 %
QC11080619	Duplicate	Total Dissolved Solids (TDS)	SM 2540C	1108216-005	80.0	76.0		mg/L	5 %
QC11080619	Duplicate	Total Dissolved Solids (TDS)	SM 2540C	1108216-012	244	253		mg/L	4 %
QC11080619	Duplicate	Total Dissolved Solids (TDS)	SM 2540C	1108228-011	856	862		mg/L	1 %
QC11080619	Duplicate	Total Dissolved Solids (TDS)	SM 2540C	1108236-003	577	607	Q	mg/L	5 %

QCBatchID	QCType	Parameter	Method	Spike Sample	Sample Result		MS Result	MSD Result	Spike Value	Units	MS % Rec.	MSD % Rec.	RPD
QC11080450	MS 1	Fluoride	EPA 300.0	1108202-006	<0.100		2.05	2.09	2.00	mg/L	102	104	2 %
QC11080450	MS 2	Fluoride	EPA 300.0	1108216-001	0.966		2.85	2.85	2.00	mg/L	94	94	<1%
QC11080457	MS 1	Fluoride	EPA 300.0	1108216-011	2.26		3.97	3.97	2.00	mg/L	86	85	<1%
QC11080457	MS 2	Fluoride	EPA 300.0	1108216-021	0.583		2.53	2.53	2.00	mg/L	98	98	<1%
QC11080458	MS 1	Chloride	EPA 300.0	1108202-006	<1.000		5.46	5.56	5.00	mg/L	99	101	2 %
QC11080458	MS 2	Chloride	EPA 300.0	1108216-001	<1.000		4.99	4.99	5.00	mg/L	99	99	<1%
QC11080459	MS 1	Chloride	EPA 300.0	1108216-011	<1.000		5.13	5.11	5.00	mg/L	101	100	<1%
QC11080459	MS 2	Chloride	EPA 300.0	1108216-021	<1.000		5.03	5.06	5.00	mg/L	100	100	1 %
QC11080461	MS 1	Nitrite Nitrogen	EPA 300.0	1108216-001	<0.025		0.475	0.473	0.500	mg/L	95	95	<1%
QC11080461	MS 2	Nitrite Nitrogen	EPA 300.0	1108216-011	<0.025		0.490	0.488	0.500	mg/L	97	97	<1%
QC11080462	MS 1	Nitrite Nitrogen	EPA 300.0	1108216-021	<0.025		0.489	0.491	0.500	mg/L	97	97	<1%
QC11080464	MS 1	Nitrate Nitrogen	EPA 300.0	1108202-006	<1.000		2.46	2.50	2.00	mg/L	99	101	2 %
QC11080464	MS 2	Nitrate Nitrogen	EPA 300.0	1108216-001	<1.000		1.98	1.98	2.00	mg/L	98	98	<1%
QC11080465	MS 1	Nitrate Nitrogen	EPA 300.0	1108216-011	<1.000		2.00	1.99	2.00	mg/L	99	99	1 %
QC11080465	MS 2	Nitrate Nitrogen	EPA 300.0	1108216-021	<1.000		2.00	2.01	2.00	mg/L	100	100	<1%
QC11080467	MS 1	Sulfate	EPA 300.0	1108202-006	<1.000		10.5	10.7	10.0	mg/L	100	102	2 %
QC11080467	MS 2	Sulfate	EPA 300.0	1108216-001	57.1		65.3	65.3	10.0	mg/L	82	82	<1%
QC11080468	MS 1	Sulfate	EPA 300.0	1108216-011	55.9		64.2	64.1	10.0	mg/L	82	82	<1%
QC11080468	MS 2	Sulfate	EPA 300.0	1108216-021	70.4	SC	77.8	77.9	10.0	mg/L	NC	NC	NC
QC11080621	MS 1	Uranium, Dissolved	EPA 200.8	1108246-001	0.0181		0.0292	0.0278	0.010	mg/L	111	97	5 %

QCBatchID	QCType	Parameter	Method	Spike Sample	Sample Result		MS Result	MSD Result	Spike Value	Units	MS % Rec.	MSD % Rec.	RPD
		Mercury, Dissolved	EPA 200.8	1108246-001	<0.00010		0.001124	0.001183	0.001	mg/L	106	112	5 %
		Antimony, Dissolved	EPA 200.8	1108246-001	0.0035		0.0139	0.0140	0.010	mg/L	104	105	1 %
		Arsenic, Dissolved	EPA 200.8	1108246-001	0.1622		0.2189	0.2209	0.050	mg/L	113	117	1 %
		Lead, Dissolved	EPA 200.8	1108246-001	<0.0025		0.0105	0.0102	0.010	mg/L	105	102	3 %
		Selenium, Dissolved	EPA 200.8	1108246-001	0.1206		0.1819	0.1765	0.050	mg/L	123	112	3 %
		Thallium, Dissolved	EPA 200.8	1108246-001	<0.0010		0.0102	0.0100	0.010	mg/L	99	96	2 %
QC11080622	MS 1	Uranium, Dissolved	EPA 200.8	1108246-002	<0.0100		0.0123	0.0124	0.010	mg/L	107	108	1 %
		Mercury, Dissolved	EPA 200.8	1108246-002	<0.00010		0.001065	0.001090	0.001	mg/L	106	109	2 %
		Antimony, Dissolved	EPA 200.8	1108246-002	<0.0025		0.0105	0.0106	0.010	mg/L	100	102	1 %
		Arsenic, Dissolved	EPA 200.8	1108246-002	<0.0050		0.0530	0.0535	0.050	mg/L	102	103	1 %
		Lead, Dissolved	EPA 200.8	1108246-002	<0.0025		0.0110	0.0112	0.010	mg/L	110	112	2 %
		Selenium, Dissolved	EPA 200.8	1108246-002	<0.0050		0.0539	0.0556	0.050	mg/L	101	105	3 %
		Thallium, Dissolved	EPA 200.8	1108246-002	<0.0010		0.0104	0.0105	0.010	mg/L	104	105	1 %
QC11080623	MS 1	Uranium, Dissolved	EPA 200.8	1108246-003	<0.0100		0.0138	0.0143	0.010	mg/L	108	113	4 %
		Mercury, Dissolved	EPA 200.8	1108246-003	<0.00010		0.001065	0.001135	0.001	mg/L	107	113	6 %
		Antimony, Dissolved	EPA 200.8	1108246-003	0.0048		0.0143	0.0155	0.010	mg/L	95	107	8 %
		Arsenic, Dissolved	EPA 200.8	1108246-003	0.1701		0.2171	0.2185	0.050	mg/L	94	97	1 %
		Lead, Dissolved	EPA 200.8	1108246-003	<0.0025		0.0106	0.0113	0.010	mg/L	106	113	6 %
		Selenium, Dissolved	EPA 200.8	1108246-003	0.0318		0.0809	0.0826	0.050	mg/L	98	101	2 %
		Thallium, Dissolved	EPA 200.8	1108246-003	<0.0010		0.0096	0.0106	0.010	mg/L	95	105	10 %
QC11080730	MS 1	Aluminum, Dissolved	EPA 200.7	1108246-001	<0.045		0.953	0.988	1.00	mg/L	93	96	4 %
		Barium, Dissolved	EPA 200.7	1108246-001	0.023	M	0.398	0.482	1.00	mg/L	NC	NC	NC
		Beryllium, Dissolved	EPA 200.7	1108246-001	<0.001		0.927	0.936	1.00	mg/L	93	94	1 %
		Bismuth, Dissolved	EPA 200.7	1108246-001	<0.100		0.946	0.946	1.00	mg/L	95	95	<1%
		Boron, Dissolved	EPA 200.7	1108246-001	0.200		1.14	1.18	1.00	mg/L	94	98	3 %
		Cadmium, Dissolved	EPA 200.7	1108246-001	<0.001		0.881	0.887	1.00	mg/L	89	90	1 %
		Calcium, Dissolved	EPA 200.7	1108246-001	700	SC	700	720	10.0	mg/L	NC	NC	NC
		Chromium, Dissolved	EPA 200.7	1108246-001	<0.005		0.915	0.931	1.00	mg/L	92	94	2 %
		Cobalt, Dissolved	EPA 200.7	1108246-001	<0.010		0.911	0.914	1.00	mg/L	91	91	<1%
		Copper, Dissolved	EPA 200.7	1108246-001	<0.050		5.16	5.32	5.00	mg/L	103	106	3 %
		Gallium, Dissolved	EPA 200.7	1108246-001	<0.100		0.959	0.989	1.00	mg/L	95	98	3 %
		Iron, Dissolved	EPA 200.7	1108246-001	<0.010		0.921	0.922	1.00	mg/L	94	94	<1%
		Lithium, Dissolved	EPA 200.7	1108246-001	<0.100		1.10	1.12	1.00	mg/L	101	103	2 %
		Magnesium, Dissolved	EPA 200.7	1108246-001	396	SC	394	388	10.0	mg/L	NC	NC	NC
		Manganese, Dissolved	EPA 200.7	1108246-001	<0.005		0.663	0.680	1.00	mg/L	92	94	3 %
		Molybdenum, Dissolved	EPA 200.7	1108246-001	<0.010		0.960	0.961	1.00	mg/L	96	96	<1%
		Nickel, Dissolved	EPA 200.7	1108246-001	0.053		4.55	4.59	5.00	mg/L	90	91	1 %
		Phosphorus, Dissolved	EPA 200.7	1108246-001	<0.500		5.14	5.13	5.00	mg/L	101	101	<1%
		Potassium, Dissolved	EPA 200.7	1108246-001	19.0		29.7	30.4	10.0	mg/L	107	114	2 %
		Scandium, Dissolved	EPA 200.7	1108246-001	<0.100		0.918	0.931	1.00	mg/L	92	93	1 %
		Silver, Dissolved	EPA 200.7	1108246-001	<0.005		0.087	0.090	0.090	mg/L	99	101	3 %
		Sodium, Dissolved	EPA 200.7	1108246-001	250		259	264	10.0	mg/L	90	140	2 %
		Strontium, Dissolved	EPA 200.7	1108246-001	4.28		5.10	5.26	1.00	mg/L	82	98	3 %
		Tin, Dissolved	EPA 200.7	1108246-001	<0.100		0.868	0.859	1.00	mg/L	95	94	1 %
		Titanium, Dissolved	EPA 200.7	1108246-001	<0.100		0.954	0.956	1.00	mg/L	96	96	<1%
		Vanadium, Dissolved	EPA 200.7	1108246-001	0.081		1.01	1.03	1.00	mg/L	93	95	2 %
		Zinc, Dissolved	EPA 200.7	1108246-001	0.090		1.01	1.01	1.00	mg/L	92	92	<1%
QC11080731	MS 1	Aluminum, Dissolved	EPA 200.7	1108246-002	<0.045		1.00	0.947	1.00	mg/L	97	92	5 %
		Barium, Dissolved	EPA 200.7	1108246-002	0.102		1.05	1.02	1.00	mg/L	95	92	3 %
		Beryllium, Dissolved	EPA 200.7	1108246-002	<0.001		0.941	0.915	1.00	mg/L	94	91	3 %
		Bismuth, Dissolved	EPA 200.7	1108246-002	<0.100		0.924	0.902	1.00	mg/L	93	91	2 %
		Boron, Dissolved	EPA 200.7	1108246-002	<0.100		1.02	0.995	1.00	mg/L	96	93	2 %
		Cadmium, Dissolved	EPA 200.7	1108246-002	<0.001		0.918	0.881	1.00	mg/L	92	88	4 %
		Calcium, Dissolved	EPA 200.7	1108246-002	47.1		56.9	56.1	10.0	mg/L	98	90	1 %
		Chromium, Dissolved	EPA 200.7	1108246-002	<0.005		0.950	0.921	1.00	mg/L	95	92	3 %

QCBatchID	QCType	Parameter	Method	Spike Sample	Sample Result	MS Result	MSD Result	Spike Value	Units	MS % Rec.	MSD % Rec.	RPD
		Cobalt, Dissolved	EPA 200.7	1108246-002	<0.010	0.934	0.904	1.00	mg/L	93	90	3 %
		Copper, Dissolved	EPA 200.7	1108246-002	<0.050	4.85	4.69	5.00	mg/L	97	94	3 %
		Gallium, Dissolved	EPA 200.7	1108246-002	<0.100	0.973	0.950	1.00	mg/L	97	95	2 %
		Iron, Dissolved	EPA 200.7	1108246-002	<0.010	0.966	0.965	1.00	mg/L	97	97	<1%
		Lithium, Dissolved	EPA 200.7	1108246-002	<0.100	0.913	0.917	1.00	mg/L	91	91	<1%
		Magnesium, Dissolved	EPA 200.7	1108246-002	23.2	32.4	32.0	10.0	mg/L	92	88	1 %
		Manganese, Dissolved	EPA 200.7	1108246-002	<0.005	0.952	0.917	1.00	mg/L	97	94	4 %
		Molybdenum, Dissolved	EPA 200.7	1108246-002	<0.010	0.918	0.893	1.00	mg/L	92	89	3 %
		Nickel, Dissolved	EPA 200.7	1108246-002	<0.010	4.58	4.42	5.00	mg/L	92	88	4 %
		Phosphorus, Dissolved	EPA 200.7	1108246-002	<0.500	5.00	4.84	5.00	mg/L	93	90	3 %
		Potassium, Dissolved	EPA 200.7	1108246-002	5.60	15.4	15.5	10.0	mg/L	98	99	1 %
		Scandium, Dissolved	EPA 200.7	1108246-002	<0.100	0.954	0.939	1.00	mg/L	95	94	2 %
		Silver, Dissolved	EPA 200.7	1108246-002	<0.005	0.087	0.086	0.090	mg/L	94	93	1 %
		Sodium, Dissolved	EPA 200.7	1108246-002	17.3	27.3	27.3	10.0	mg/L	100	100	<1%
		Strontium, Dissolved	EPA 200.7	1108246-002	0.150	1.12	1.12	1.00	mg/L	97	97	<1%
		Tin, Dissolved	EPA 200.7	1108246-002	<0.100	0.923	0.890	1.00	mg/L	94	91	4 %
		Titanium, Dissolved	EPA 200.7	1108246-002	<0.100	1.02	1.02	1.00	mg/L	102	102	<1%
		Vanadium, Dissolved	EPA 200.7	1108246-002	0.026	0.969	0.944	1.00	mg/L	94	92	3 %
		Zinc, Dissolved	EPA 200.7	1108246-002	<0.010	0.918	0.884	1.00	mg/L	92	88	4 %
QC11080732	MS 1	Aluminum, Dissolved	EPA 200.7	1108246-003	<0.045	0.916	0.935	1.00	mg/L	88	90	2 %
		Barium, Dissolved	EPA 200.7	1108246-003	0.053	0.933	0.936	1.00	mg/L	88	88	<1%
		Beryllium, Dissolved	EPA 200.7	1108246-003	<0.001	0.896	0.887	1.00	mg/L	90	89	1 %
		Bismuth, Dissolved	EPA 200.7	1108246-003	<0.100	0.880	0.871	1.00	mg/L	88	87	1 %
		Boron, Dissolved	EPA 200.7	1108246-003	0.102	1.01	1.01	1.00	mg/L	91	91	<1%
		Cadmium, Dissolved	EPA 200.7	1108246-003	<0.001	0.859	0.870	1.00	mg/L	86	87	1 %
		Calcium, Dissolved	EPA 200.7	1108246-003	119	132	131	10.0	mg/L	130	120	1 %
		Chromium, Dissolved	EPA 200.7	1108246-003	<0.005	0.884	0.891	1.00	mg/L	89	89	1 %
		Cobalt, Dissolved	EPA 200.7	1108246-003	0.434	1.14	1.14	1.00	mg/L	71	71	<1%
		Copper, Dissolved	EPA 200.7	1108246-003	<0.050	4.43	4.42	5.00	mg/L	88	88	<1%
		Gallium, Dissolved	EPA 200.7	1108246-003	<0.100	0.916	0.918	1.00	mg/L	91	91	<1%
		Iron, Dissolved	EPA 200.7	1108246-003	0.101	1.05	1.08	1.00	mg/L	95	98	3 %
		Lithium, Dissolved	EPA 200.7	1108246-003	<0.100	0.919	0.911	1.00	mg/L	89	88	1 %
		Magnesium, Dissolved	EPA 200.7	1108246-003	12.4	21.9	22.3	10.0	mg/L	95	99	2 %
		Manganese, Dissolved	EPA 200.7	1108246-003	<0.005	0.868	0.871	1.00	mg/L	91	91	<1%
		Molybdenum, Dissolved	EPA 200.7	1108246-003	0.112	0.969	0.972	1.00	mg/L	86	86	<1%
		Nickel, Dissolved	EPA 200.7	1108246-003	<0.010	4.34	4.38	5.00	mg/L	87	88	1 %
		Phosphorus, Dissolved	EPA 200.7	1108246-003	<0.500	4.62	4.65	5.00	mg/L	91	91	1 %
		Potassium, Dissolved	EPA 200.7	1108246-003	13.8	23.6	23.5	10.0	mg/L	98	97	<1%
		Scandium, Dissolved	EPA 200.7	1108246-003	<0.100	0.907	0.896	1.00	mg/L	91	90	1 %
		Silver, Dissolved	EPA 200.7	1108246-003	<0.005	0.082	0.081	0.090	mg/L	87	87	1 %
		Sodium, Dissolved	EPA 200.7	1108246-003	92.8	104	102	10.0	mg/L	112	92	2 %
		Strontium, Dissolved	EPA 200.7	1108246-003	0.589	1.54	1.50	1.00	mg/L	95	91	3 %
		Tin, Dissolved	EPA 200.7	1108246-003	<0.100	0.840	0.841	1.00	mg/L	88	88	<1%
		Titanium, Dissolved	EPA 200.7	1108246-003	<0.100	0.977	0.975	1.00	mg/L	98	97	<1%
		Vanadium, Dissolved	EPA 200.7	1108246-003	0.015	0.907	0.911	1.00	mg/L	89	90	<1%
		Zinc, Dissolved	EPA 200.7	1108246-003	<0.010	0.870	0.891	1.00	mg/L	87	89	2 %

WETLAB
WESTERN ENVIRONMENTAL TESTING LABORATORY
Specializing in Soil, Hazardous Waste and Water Analysis.
475 E. Greg Street #119 | Sparks, Nevada 89431
tel (775) 355-0202 | fax (775) 355-0817 | www.WETLaboratory.com

Lab Number 1108216
Report Due Date: 8/26/11
Page 1 of 2

Client	McClelland Laboratories, Inc.
Address	1016 Greg Street
City, State & Zip	Sparks, NV 89431
Contact	Gene McClelland
Phone 775-356-1300	Collector's Name Robert
Fax 775-356-8917	Project Name
P.O. Number	Project Number 3438
Email mli@mettest.com	

Turnaround Time: Standard ____ 5-Day ____ Other ____

Billing Address (if different than Client Address):
Company ____
Address ____
City, State & Zip ____
Contact ____
Phone ____
Fax ____
Email ____

Additional Information

Fax Results	Y	N	To: Client	Billing
Email Results	Y	N	To: Client	Billing
Compliance Monitoring	Y	N		
Fax Results to State EPA	Y	N		

Sample Type Codes

DW = Drinking Water	SD = Solid
WW = Wastewater	SO = Soil
SW = Surface Water	HW = Hazardous Waste
MW = Monitoring Well	OTHER: ____

SAMPLE ID/LOCATION	DATE	TIME	SAMPLE TYPE	NO. OF CONTAINERS	Profile II w/o Wad	Uranium	Spl. No.
604 562 Wk:28	8/12/11	9:00	ww	2	X	X	1
604 569							2
604 606							3
604 653							4
604 656							5
604 669 1108							6
604 673							7
604 767 216 1							8
604 787							9
604 811							10
604 854							11
604 862							12

Instructions/Comments/Special Requirements:

SAMPLE RECEIPT	DATE	TIME	Samples Relinquished By	Samples Received By
Temperature 21 °C	8/12/11	15:15		
Custody Seals Intact? Y N (None)				
Number of Containers 42				

WETLAB'S Standard Terms and Conditions apply unless written agreements specify otherwise. Payment terms are Net 30.

To the maximum extent permitted by law, the Client agrees to limit the liability of WETLAB for the Client's damages to the total compesation received, unless other agreements are made in writing. This limitation shall apply regardless of the cause of action or legal theory pled or asserted.

COPY

WETLAB
WESTERN ENVIRONMENTAL TESTING LABORATORY
Specializing in Soil, Hazardous Waste and Water Analysis.
475 E. Greg Street #119 | Sparks, Nevada 89431
tel (775) 355-0202 | fax (775) 355-0817 | www.WETLaboratory.com

Lab Number 1108216
Report Due Date: 8/26/11
Page 2 of 2

Client: McClelland Laboratories, Inc.
Address: 1016 Greg Street
City, State & Zip: Sparks, NV 89431
Contact: Gene McClelland
Phone: 775-356-1300
Collector's Name: Robert
Fax: 775-356-8917
Project Name:
P.O. Number:
Project Number: 3438
Email: mli@mettest.com

Turnaround Time
Standard ____ 5-Day ____ Other ____

Billing Address (if different than Client Address):
Company ____
Address ____
City, State & Zip ____
Contact ____
Phone ____
Fax ____
Email ____

Additional Information

Fax Results	Y	N	To: Client	Billing
Email Results	Y	N	To: Client	Billing
Compliance Monitoring	Y	N		
Fax Results to State EPA	Y	N		

Sample Type Codes

DW = Drinking Water	SD = Solid
WW = Wastewater	SO = Soil
SW = Surface Water	HW = Hazardous Waste
MW = Monitoring Well	OTHER:

SAMPLE ID/LOCATION		DATE	TIME	SAMPLE TYPE	NO. OF CONTAINERS	Profile II w/o Rad	Uranium	Spl. No.
604 867	Wk:28	8/12/11	9:00	WW	2	X	X	13
605 033	↓	↓	↓	↓	↓	↓	↓	14
605 153								15
SRK 0854								16
SRK 0858								17
SRK 0864								18
SRK 0866								19
SRK 0867								20
SRK 0872	↓	↓	↓	↓	↓	↓	↓	21

Instructions/Comments/Special Requirements:

SAMPLE RECEIPT	DATE	TIME	Samples Relinquished By	Samples Received By
Temperature 21 °C	8/12/11	15:15		
Custody Seals Intact? Y N (None)				
Number of Containers 42				

WETLAB'S Standard Terms and Conditions apply unless written agreements specify otherwise. Payment terms are Net 30.

To the maximum extent permitted by law, the Client agrees to limit the liability of WETLAB for the Client's damages to the total compesation received, unless other agreements are made in writing. This limitation shall apply regardless of the cause of action or legal theory pled or asserted.

301.2E

COPY

WETLAB
WESTERN ENVIRONMENTAL
TESTING LABORATORY

475 E. Greg Street #119 | Sparks, Nevada 89431 | tel (775) 355-0202 | fax (775) 355-0817 | www.WETLaboratory.com

8/5/2011

McClelland Laboratory
1016 Greg Street
Sparks, NV 89431
Attn: Gene McClelland

OrderID: *1107281*

Dear: Gene McClelland

This is to transmit the attached analytical report. The analytical data and information contained therein was generated using specified or selected methods contained in references, such as Standard Methods for the Examination of Water and Wastewater, 18th & 19th editions, Methods for Determination of Organic Compounds in Drinking Water, EPA-600/4-79-020, and Test Methods for Evaluation of Solid Waste, Physical/Chemical Methods (SW846) Third Edition.

The samples were received by WETLAB-Western Environmental Testing Laboratory in good condition on 7/15/2011. Additional comments are located on page 2 of this report.

If you should have any questions or comments regarding this report, please do not hesitate to call.

Sincerely,

Andy Smith
QA Manager

Western Environmental Testing Laboratory
Report Comments

McClelland Laboratory - 1107281

General Comments

On Sample 1107281-017 the result for Sulfate (as analyzed using EPA 300.0) was unexpectedly high when compared to the TDS results. Because of this, the results for Sulfur have been used to calculate a theoretical Sulfate result.

Specific Comments

Due to the sample matrix it was necessary to analyze the following at a dilution:
1107281-017 Nitrite Nitrogen, Chloride
The reporting limits have been adjusted accordingly.

Data Qualifier Legend

B – Blank contamination; Analyte detected above the method reporting limit in an associated blank

HT – Sample held beyond the accepted holding time

J – The reported value is between the laboratory method detection limit and the laboratory practical quantitation limit

M – Reported value is estimated; The sample matrix interfered with the analysis

N – There was insufficient sample available to perform a spike and/or duplicate on this analytical batch.

NC – Not calculated due to matrix interference

Q – Reported value is estimated; The value failed to meet QC criteria for either precision or accuracy

SC – Spike recovery not calculated. Sample concentration >4X the spike amount; therefore, the spike could not be adequately recovered.

Western Environmental Testing Laboratory
Analytical Report

McClelland Laboratory
1016 Greg Street
Sparks, NV 89431
Attn: Gene McClelland
Phone: (775) 356-1300 **Fax:** (775) 356-8917
PO\Project: *3438*

Date Printed: 8/5/2011
OrderID: *1107281*

Customer Sample ID: 604 562 WK:24
WETLAB Sample ID: 1107281-001

Collect Date/Time: 7/15/2011 09:00
Receive Date: 7/15/2011 13:35

PROFILE II

Parameter	Method	Results	Units	Reporting Limit	Date Analyzed
pH	SM 4500-H+ B	8.01	pH Units		7/15/2011
Bicarbonate (HCO3)	SM 2320B	94	mg/L	1.0	7/15/2011
Carbonate (CO3)	SM 2320B	<1.0	mg/L	1.0	7/15/2011
Hydroxide (OH)	SM 2320B	<1.0	mg/L	1.0	7/15/2011
Total Alkalinity	SM 2320B	77	mg/L as CaCO3	1.0	7/15/2011
Chloride	EPA 300.0	<1.00	mg/L	1.00	7/15/2011
Fluoride	EPA 300.0	1.1	mg/L	0.10	7/15/2011
Sulfate	EPA 300.0	71	mg/L	1.0	7/15/2011
Nitrate Nitrogen	EPA 300.0	<1.0	mg/L	1.0	7/15/2011
Nitrite Nitrogen	EPA 300.0	<0.025	mg/L	0.025	7/15/2011
Total Dissolved Solids (TDS)	SM 2540C	170	mg/L	10	7/18/2011
Aluminum	EPA 200.7	<0.045	mg/L	0.045	7/20/2011
Barium	EPA 200.7	0.023	mg/L	0.010	7/20/2011
Beryllium	EPA 200.7	<0.0010	mg/L	0.0010	7/20/2011
Bismuth	EPA 200.7	<0.10	mg/L	0.10	7/20/2011
Boron	EPA 200.7	<0.10	mg/L	0.10	7/20/2011
Cadmium	EPA 200.7	<0.0010	mg/L	0.0010	7/20/2011
Calcium	EPA 200.7	44	mg/L	0.50	7/20/2011
Chromium	EPA 200.7	<0.0050	mg/L	0.0050	7/20/2011
Cobalt	EPA 200.7	<0.010	mg/L	0.010	7/20/2011
Copper	EPA 200.7	0.053	mg/L	0.050	7/20/2011
Gallium	EPA 200.7	<0.10	mg/L	0.10	7/20/2011
Iron	EPA 200.7	<0.010	mg/L	0.010	7/20/2011
Lithium	EPA 200.7	<0.10	mg/L	0.10	7/20/2011
Magnesium	EPA 200.7	7.7	mg/L	0.50	7/20/2011
Manganese	EPA 200.7	0.41	mg/L	0.0050	7/20/2011
Molybdenum	EPA 200.7	<0.010	mg/L	0.010	7/20/2011
Nickel	EPA 200.7	<0.010	mg/L	0.010	7/20/2011
Phosphorus	EPA 200.7	<0.50	mg/L	0.50	7/20/2011
Potassium	EPA 200.7	2.4	mg/L	0.50	7/20/2011

Customer Sample ID: 604 562 WK:24 **Collect Date/Time:** 7/15/2011 09:00
WETLAB Sample ID: 1107281-001 **Receive Date:** 7/15/2011 13:35

PROFILE II

Parameter	Method	Results	Units	Reporting Limit	Date Analyzed
Scandium	EPA 200.7	<0.10	mg/L	0.10	7/20/2011
Silver	EPA 200.7	<0.0050	mg/L	0.0050	7/20/2011
Sodium	EPA 200.7	0.73	mg/L	0.50	7/20/2011
Strontium	EPA 200.7	0.37	mg/L	0.10	7/20/2011
Tin	EPA 200.7	<0.10	mg/L	0.10	7/20/2011
Titanium	EPA 200.7	<0.10	mg/L	0.10	7/20/2011
Vanadium	EPA 200.7	<0.010	mg/L	0.010	7/20/2011
Zinc	EPA 200.7	0.040	mg/L	0.010	7/20/2011
Mercury	EPA 200.8	<0.00010	mg/L	0.00010	7/21/2011
Antimony	EPA 200.8	<0.0025	mg/L	0.0025	7/20/2011
Arsenic	EPA 200.8	<0.0050	mg/L	0.0050	7/20/2011
Lead	EPA 200.8	<0.0025	mg/L	0.0025	7/20/2011
Selenium	EPA 200.8	<0.0050	mg/L	0.0050	7/20/2011
Thallium	EPA 200.8	<0.0010	mg/L	0.0010	7/20/2011
Uranium	EPA 200.8	<0.010	mg/L	0.010	7/20/2011
Anions	Calculation	3.08	meq/L	0.10	
Cations	Calculation	2.94	meq/L	0.10	
Error	Calculation	2.3	%	1.0	

Customer Sample ID: 604 569 WK:24 **Collect Date/Time:** 7/15/2011 09:00
WETLAB Sample ID: 1107281-002 **Receive Date:** 7/15/2011 13:35

PROFILE II

Parameter	Method	Results	Units	Reporting Limit	Date Analyzed
pH	SM 4500-H+ B	7.21	pH Units		7/15/2011
Bicarbonate (HCO3)	SM 2320B	30	mg/L	1.0	7/15/2011
Carbonate (CO3)	SM 2320B	<1.0	mg/L	1.0	7/15/2011
Hydroxide (OH)	SM 2320B	<1.0	mg/L	1.0	7/15/2011
Total Alkalinity	SM 2320B	24	mg/L as CaCO3	1.0	7/15/2011
Chloride	EPA 300.0	<1.00	mg/L	1.00	7/15/2011
Fluoride	EPA 300.0	0.92	mg/L	0.10	7/15/2011
Sulfate	EPA 300.0	22	mg/L	1.0	7/15/2011
Nitrate Nitrogen	EPA 300.0	<1.0	mg/L	1.0	7/15/2011
Nitrite Nitrogen	EPA 300.0	<0.025	mg/L	0.025	7/15/2011
Total Dissolved Solids (TDS)	SM 2540C	46	mg/L	10	7/18/2011
Aluminum	EPA 200.7	0.075	mg/L	0.045	7/20/2011
Barium	EPA 200.7	<0.010	mg/L	0.010	7/20/2011
Beryllium	EPA 200.7	<0.0010	mg/L	0.0010	7/20/2011
Bismuth	EPA 200.7	<0.10	mg/L	0.10	7/20/2011
Boron	EPA 200.7	<0.10	mg/L	0.10	7/20/2011
Cadmium	EPA 200.7	<0.0010	mg/L	0.0010	7/20/2011

Customer Sample ID: 604 569 WK:24 **Collect Date/Time:** 7/15/2011 09:00
WETLAB Sample ID: 1107281-002 **Receive Date:** 7/15/2011 13:35

PROFILE II

Parameter	Method	Results	Units	Reporting Limit	Date Analyzed
Calcium	EPA 200.7	12	mg/L	0.50	7/20/2011
Chromium	EPA 200.7	<0.0050	mg/L	0.0050	7/20/2011
Cobalt	EPA 200.7	<0.010	mg/L	0.010	7/20/2011
Copper	EPA 200.7	<0.050	mg/L	0.050	7/20/2011
Gallium	EPA 200.7	<0.10	mg/L	0.10	7/20/2011
Iron	EPA 200.7	<0.010	mg/L	0.010	7/20/2011
Lithium	EPA 200.7	<0.10	mg/L	0.10	7/20/2011
Magnesium	EPA 200.7	2.9	mg/L	0.50	7/20/2011
Manganese	EPA 200.7	0.051	mg/L	0.0050	7/20/2011
Molybdenum	EPA 200.7	<0.010	mg/L	0.010	7/20/2011
Nickel	EPA 200.7	<0.010	mg/L	0.010	7/20/2011
Phosphorus	EPA 200.7	<0.50	mg/L	0.50	7/20/2011
Potassium	EPA 200.7	1.4	mg/L	0.50	7/20/2011
Scandium	EPA 200.7	<0.10	mg/L	0.10	7/20/2011
Silver	EPA 200.7	<0.0050	mg/L	0.0050	7/20/2011
Sodium	EPA 200.7	0.60	mg/L	0.50	7/20/2011
Strontium	EPA 200.7	<0.10	mg/L	0.10	7/20/2011
Tin	EPA 200.7	<0.10	mg/L	0.10	7/20/2011
Titanium	EPA 200.7	<0.10	mg/L	0.10	7/20/2011
Vanadium	EPA 200.7	<0.010	mg/L	0.010	7/20/2011
Zinc	EPA 200.7	0.023	mg/L	0.010	7/20/2011
Mercury	EPA 200.8	<0.00010	mg/L	0.00010	7/21/2011
Antimony	EPA 200.8	<0.0025	mg/L	0.0025	7/20/2011
Arsenic	EPA 200.8	<0.0050	mg/L	0.0050	7/20/2011
Lead	EPA 200.8	<0.0025	mg/L	0.0025	7/20/2011
Selenium	EPA 200.8	<0.0050	mg/L	0.0050	7/20/2011
Thallium	EPA 200.8	<0.0010	mg/L	0.0010	7/20/2011
Uranium	EPA 200.8	<0.010	mg/L	0.010	7/20/2011
Anions	Calculation	1.00	meq/L	0.10	
Cations	Calculation	0.91	meq/L	0.10	
Error	Calculation	4.6	%	1.0	

Customer Sample ID: 604 606 WK:24 **Collect Date/Time:** 7/15/2011 09:00
WETLAB Sample ID: 1107281-003 **Receive Date:** 7/15/2011 13:35

PROFILE II

Parameter	Method	Results	Units	Reporting Limit	Date Analyzed
pH	SM 4500-H+ B	7.78	pH Units		7/15/2011
Bicarbonate (HCO3)	SM 2320B	66	mg/L	1.0	7/15/2011
Carbonate (CO3)	SM 2320B	<1.0	mg/L	1.0	7/15/2011
Hydroxide (OH)	SM 2320B	<1.0	mg/L	1.0	7/15/2011

Customer Sample ID: 604 606 WK:24 **Collect Date/Time:** 7/15/2011 09:00

WETLAB Sample ID: 1107281-003 **Receive Date:** 7/15/2011 13:35

PROFILE II

Parameter	Method	Results	Units	Reporting Limit	Date Analyzed
Total Alkalinity	SM 2320B	54	mg/L as CaCO3	1.0	7/15/2011
Chloride	EPA 300.0	<1.00	mg/L	1.00	7/15/2011
Fluoride	EPA 300.0	1.5	mg/L	0.10	7/15/2011
Sulfate	EPA 300.0	33	mg/L	1.0	7/15/2011
Nitrate Nitrogen	EPA 300.0	<1.0	mg/L	1.0	7/15/2011
Nitrite Nitrogen	EPA 300.0	<0.025	mg/L	0.025	7/15/2011
Total Dissolved Solids (TDS)	SM 2540C	99	mg/L	10	7/18/2011
Aluminum	EPA 200.7	<0.045	mg/L	0.045	7/20/2011
Barium	EPA 200.7	0.035	mg/L	0.010	7/20/2011
Beryllium	EPA 200.7	<0.0010	mg/L	0.0010	7/20/2011
Bismuth	EPA 200.7	<0.10	mg/L	0.10	7/20/2011
Boron	EPA 200.7	<0.10	mg/L	0.10	7/20/2011
Cadmium	EPA 200.7	<0.0010	mg/L	0.0010	7/20/2011
Calcium	EPA 200.7	26	mg/L	0.50	7/20/2011
Chromium	EPA 200.7	<0.0050	mg/L	0.0050	7/20/2011
Cobalt	EPA 200.7	<0.010	mg/L	0.010	7/20/2011
Copper	EPA 200.7	<0.050	mg/L	0.050	7/20/2011
Gallium	EPA 200.7	<0.10	mg/L	0.10	7/20/2011
Iron	EPA 200.7	<0.010	mg/L	0.010	7/20/2011
Lithium	EPA 200.7	<0.10	mg/L	0.10	7/20/2011
Magnesium	EPA 200.7	4.6	mg/L	0.50	7/20/2011
Manganese	EPA 200.7	0.040	mg/L	0.0050	7/20/2011
Molybdenum	EPA 200.7	<0.010	mg/L	0.010	7/20/2011
Nickel	EPA 200.7	<0.010	mg/L	0.010	7/20/2011
Phosphorus	EPA 200.7	<0.50	mg/L	0.50	7/20/2011
Potassium	EPA 200.7	2.5	mg/L	0.50	7/20/2011
Scandium	EPA 200.7	<0.10	mg/L	0.10	7/20/2011
Silver	EPA 200.7	<0.0050	mg/L	0.0050	7/20/2011
Sodium	EPA 200.7	0.93	mg/L	0.50	7/20/2011
Strontium	EPA 200.7	0.24	mg/L	0.10	7/20/2011
Tin	EPA 200.7	<0.10	mg/L	0.10	7/20/2011
Titanium	EPA 200.7	<0.10	mg/L	0.10	7/20/2011
Vanadium	EPA 200.7	<0.010	mg/L	0.010	7/20/2011
Zinc	EPA 200.7	<0.010	mg/L	0.010	7/20/2011
Mercury	EPA 200.8	<0.00010	mg/L	0.00010	7/21/2011
Antimony	EPA 200.8	<0.0025	mg/L	0.0025	7/20/2011
Arsenic	EPA 200.8	<0.0050	mg/L	0.0050	7/20/2011
Lead	EPA 200.8	<0.0025	mg/L	0.0025	7/20/2011
Selenium	EPA 200.8	<0.0050	mg/L	0.0050	7/20/2011
Thallium	EPA 200.8	<0.0010	mg/L	0.0010	7/20/2011
Uranium	EPA 200.8	0.011	mg/L	0.010	7/20/2011

Customer Sample ID: 604 606 WK:24 **Collect Date/Time:** 7/15/2011 09:00
WETLAB Sample ID: 1107281-003 **Receive Date:** 7/15/2011 13:35

PROFILE II

Parameter	Method	Results	Units	Reporting Limit	Date Analyzed
Anions	Calculation	1.85	meq/L	0.10	
Cations	Calculation	1.78	meq/L	0.10	
Error	Calculation	1.8	%	1.0	

Customer Sample ID: 604 653 WK:24 **Collect Date/Time:** 7/15/2011 09:00
WETLAB Sample ID: 1107281-004 **Receive Date:** 7/15/2011 13:35

PROFILE II

Parameter	Method	Results	Units	Reporting Limit	Date Analyzed
pH	SM 4500-H+ B	7.34	pH Units		7/15/2011
Bicarbonate (HCO3)	SM 2320B	36	mg/L	1.0	7/15/2011
Carbonate (CO3)	SM 2320B	<1.0	mg/L	1.0	7/15/2011
Hydroxide (OH)	SM 2320B	<1.0	mg/L	1.0	7/15/2011
Total Alkalinity	SM 2320B	30	mg/L as CaCO3	1.0	7/15/2011
Chloride	EPA 300.0	<1.00	mg/L	1.00	7/15/2011
Fluoride	EPA 300.0	1.1	mg/L	0.10	7/15/2011
Sulfate	EPA 300.0	54	mg/L	1.0	7/15/2011
Nitrate Nitrogen	EPA 300.0	<1.0	mg/L	1.0	7/15/2011
Nitrite Nitrogen	EPA 300.0	<0.025	mg/L	0.025	7/15/2011
Total Dissolved Solids (TDS)	SM 2540C	110	mg/L	10	7/18/2011
Aluminum	EPA 200.7	0.063	mg/L	0.045	7/20/2011
Barium	EPA 200.7	0.032	mg/L	0.010	7/20/2011
Beryllium	EPA 200.7	<0.0010	mg/L	0.0010	7/20/2011
Bismuth	EPA 200.7	<0.10	mg/L	0.10	7/20/2011
Boron	EPA 200.7	<0.10	mg/L	0.10	7/20/2011
Cadmium	EPA 200.7	<0.0010	mg/L	0.0010	7/20/2011
Calcium	EPA 200.7	26	mg/L	0.50	7/20/2011
Chromium	EPA 200.7	<0.0050	mg/L	0.0050	7/20/2011
Cobalt	EPA 200.7	<0.010	mg/L	0.010	7/20/2011
Copper	EPA 200.7	<0.050	mg/L	0.050	7/20/2011
Gallium	EPA 200.7	<0.10	mg/L	0.10	7/20/2011
Iron	EPA 200.7	<0.010	mg/L	0.010	7/20/2011
Lithium	EPA 200.7	<0.10	mg/L	0.10	7/20/2011
Magnesium	EPA 200.7	2.6	mg/L	0.50	7/20/2011
Manganese	EPA 200.7	0.17	mg/L	0.0050	7/20/2011
Molybdenum	EPA 200.7	0.017	mg/L	0.010	7/20/2011
Nickel	EPA 200.7	<0.010	mg/L	0.010	7/20/2011
Phosphorus	EPA 200.7	<0.50	mg/L	0.50	7/20/2011
Potassium	EPA 200.7	2.4	mg/L	0.50	7/20/2011
Scandium	EPA 200.7	<0.10	mg/L	0.10	7/20/2011
Silver	EPA 200.7	<0.0050	mg/L	0.0050	7/20/2011

Customer Sample ID: 604 653 WK:24 **Collect Date/Time:** 7/15/2011 09:00
WETLAB Sample ID: 1107281-004 **Receive Date:** 7/15/2011 13:35

PROFILE II

Parameter	Method	Results	Units	Reporting Limit	Date Analyzed
Sodium	EPA 200.7	1.1	mg/L	0.50	7/20/2011
Strontium	EPA 200.7	0.17	mg/L	0.10	7/20/2011
Tin	EPA 200.7	<0.10	mg/L	0.10	7/20/2011
Titanium	EPA 200.7	<0.10	mg/L	0.10	7/20/2011
Vanadium	EPA 200.7	<0.010	mg/L	0.010	7/20/2011
Zinc	EPA 200.7	0.016	mg/L	0.010	7/20/2011
Mercury	EPA 200.8	<0.00010	mg/L	0.00010	7/20/2011
Antimony	EPA 200.8	<0.0025	mg/L	0.0025	7/20/2011
Arsenic	EPA 200.8	<0.0050	mg/L	0.0050	7/20/2011
Lead	EPA 200.8	<0.0025	mg/L	0.0025	7/20/2011
Selenium	EPA 200.8	<0.0050	mg/L	0.0050	7/20/2011
Thallium	EPA 200.8	<0.0010	mg/L	0.0010	7/20/2011
Uranium	EPA 200.8	<0.010	mg/L	0.010	7/20/2011
Anions	Calculation	1.77	meq/L	0.10	
Cations	Calculation	1.63	meq/L	0.10	
Error	Calculation	4.0	%	1.0	

Customer Sample ID: 604 656 WK:24 **Collect Date/Time:** 7/15/2011 09:00
WETLAB Sample ID: 1107281-005 **Receive Date:** 7/15/2011 13:35

PROFILE II

Parameter	Method	Results	Units	Reporting Limit	Date Analyzed
pH	SM 4500-H+ B	7.96	pH Units		7/15/2011
Bicarbonate (HCO3)	SM 2320B	89	mg/L	1.0	7/15/2011
Carbonate (CO3)	SM 2320B	<1.0	mg/L	1.0	7/15/2011
Hydroxide (OH)	SM 2320B	<1.0	mg/L	1.0	7/15/2011
Total Alkalinity	SM 2320B	73	mg/L as CaCO3	1.0	7/15/2011
Chloride	EPA 300.0	<1.00	mg/L	1.00	7/15/2011
Fluoride	EPA 300.0	1.7	mg/L	0.10	7/15/2011
Sulfate	EPA 300.0	40	mg/L	1.0	7/15/2011
Nitrate Nitrogen	EPA 300.0	<1.0	mg/L	1.0	7/15/2011
Nitrite Nitrogen	EPA 300.0	<0.025	mg/L	0.025	7/15/2011
Total Dissolved Solids (TDS)	SM 2540C	130	mg/L	10	7/18/2011
Aluminum	EPA 200.7	<0.045	mg/L	0.045	7/20/2011
Barium	EPA 200.7	<0.010	mg/L	0.010	7/20/2011
Beryllium	EPA 200.7	<0.0010	mg/L	0.0010	7/20/2011
Bismuth	EPA 200.7	<0.10	mg/L	0.10	7/20/2011
Boron	EPA 200.7	<0.10	mg/L	0.10	7/20/2011
Cadmium	EPA 200.7	<0.0010	mg/L	0.0010	7/20/2011
Calcium	EPA 200.7	33	mg/L	0.50	7/20/2011
Chromium	EPA 200.7	<0.0050	mg/L	0.0050	7/20/2011

Customer Sample ID: 604 656 WK:24 **Collect Date/Time:** 7/15/2011 09:00
WETLAB Sample ID: 1107281-005 **Receive Date:** 7/15/2011 13:35

PROFILE II

Parameter	Method	Results	Units	Reporting Limit	Date Analyzed
Cobalt	EPA 200.7	<0.010	mg/L	0.010	7/20/2011
Copper	EPA 200.7	<0.050	mg/L	0.050	7/20/2011
Gallium	EPA 200.7	<0.10	mg/L	0.10	7/20/2011
Iron	EPA 200.7	<0.010	mg/L	0.010	7/20/2011
Lithium	EPA 200.7	<0.10	mg/L	0.10	7/20/2011
Magnesium	EPA 200.7	6.6	mg/L	0.50	7/20/2011
Manganese	EPA 200.7	0.089	mg/L	0.0050	7/20/2011
Molybdenum	EPA 200.7	0.042	mg/L	0.010	7/20/2011
Nickel	EPA 200.7	<0.010	mg/L	0.010	7/20/2011
Phosphorus	EPA 200.7	<0.50	mg/L	0.50	7/20/2011
Potassium	EPA 200.7	3.5	mg/L	0.50	7/20/2011
Scandium	EPA 200.7	<0.10	mg/L	0.10	7/20/2011
Silver	EPA 200.7	<0.0050	mg/L	0.0050	7/20/2011
Sodium	EPA 200.7	0.60	mg/L	0.50	7/20/2011
Strontium	EPA 200.7	0.33	mg/L	0.10	7/20/2011
Tin	EPA 200.7	<0.10	mg/L	0.10	7/20/2011
Titanium	EPA 200.7	<0.10	mg/L	0.10	7/20/2011
Vanadium	EPA 200.7	<0.010	mg/L	0.010	7/20/2011
Zinc	EPA 200.7	<0.010	mg/L	0.010	7/20/2011
Mercury	EPA 200.8	<0.00010	mg/L	0.00010	7/20/2011
Antimony	EPA 200.8	<0.0025	mg/L	0.0025	7/20/2011
Arsenic	EPA 200.8	<0.0050	mg/L	0.0050	7/20/2011
Lead	EPA 200.8	<0.0025	mg/L	0.0025	7/20/2011
Selenium	EPA 200.8	<0.0050	mg/L	0.0050	7/20/2011
Thallium	EPA 200.8	<0.0010	mg/L	0.0010	7/20/2011
Uranium	EPA 200.8	0.018	mg/L	0.010	7/20/2011
Anions	Calculation	2.38	meq/L	0.10	
Cations	Calculation	2.31	meq/L	0.10	
Error	Calculation	1.5	%	1.0	

Customer Sample ID: 604 669 WK:24 **Collect Date/Time:** 7/15/2011 09:00
WETLAB Sample ID: 1107281-006 **Receive Date:** 7/15/2011 13:35

PROFILE II

Parameter	Method	Results	Units	Reporting Limit	Date Analyzed
pH	SM 4500-H+ B	7.27	pH Units		7/15/2011
Bicarbonate (HCO3)	SM 2320B	40	mg/L	1.0	7/15/2011
Carbonate (CO3)	SM 2320B	<1.0	mg/L	1.0	7/15/2011
Hydroxide (OH)	SM 2320B	<1.0	mg/L	1.0	7/15/2011
Total Alkalinity	SM 2320B	32	mg/L as CaCO3	1.0	7/15/2011
Chloride	EPA 300.0	<1.00	mg/L	1.00	7/15/2011

Customer Sample ID: 604 669 WK:24 **Collect Date/Time:** 7/15/2011 09:00

WETLAB Sample ID: 1107281-006 **Receive Date:** 7/15/2011 13:35

PROFILE II

Parameter	Method	Results	Units	Reporting Limit	Date Analyzed
Fluoride	EPA 300.0	0.78	mg/L	0.10	7/15/2011
Sulfate	EPA 300.0	89	mg/L	1.0	7/15/2011
Nitrate Nitrogen	EPA 300.0	<1.0	mg/L	1.0	7/15/2011
Nitrite Nitrogen	EPA 300.0	<0.025	mg/L	0.025	7/15/2011
Total Dissolved Solids (TDS)	SM 2540C	170	mg/L	10	7/18/2011
Aluminum	EPA 200.7	<0.045	mg/L	0.045	7/20/2011
Barium	EPA 200.7	0.012	mg/L	0.010	7/20/2011
Beryllium	EPA 200.7	<0.0010	mg/L	0.0010	7/20/2011
Bismuth	EPA 200.7	<0.10	mg/L	0.10	7/20/2011
Boron	EPA 200.7	<0.10	mg/L	0.10	7/20/2011
Cadmium	EPA 200.7	<0.0010	mg/L	0.0010	7/20/2011
Calcium	EPA 200.7	36	mg/L	0.50	7/20/2011
Chromium	EPA 200.7	<0.0050	mg/L	0.0050	7/20/2011
Cobalt	EPA 200.7	<0.010	mg/L	0.010	7/20/2011
Copper	EPA 200.7	<0.050	mg/L	0.050	7/20/2011
Gallium	EPA 200.7	<0.10	mg/L	0.10	7/20/2011
Iron	EPA 200.7	<0.010	mg/L	0.010	7/20/2011
Lithium	EPA 200.7	<0.10	mg/L	0.10	7/20/2011
Magnesium	EPA 200.7	5.8	mg/L	0.50	7/20/2011
Manganese	EPA 200.7	0.66	mg/L	0.0050	7/20/2011
Molybdenum	EPA 200.7	<0.010	mg/L	0.010	7/20/2011
Nickel	EPA 200.7	<0.010	mg/L	0.010	7/20/2011
Phosphorus	EPA 200.7	<0.50	mg/L	0.50	7/20/2011
Potassium	EPA 200.7	3.0	mg/L	0.50	7/20/2011
Scandium	EPA 200.7	<0.10	mg/L	0.10	7/20/2011
Silver	EPA 200.7	<0.0050	mg/L	0.0050	7/20/2011
Sodium	EPA 200.7	0.78	mg/L	0.50	7/20/2011
Strontium	EPA 200.7	0.29	mg/L	0.10	7/20/2011
Tin	EPA 200.7	<0.10	mg/L	0.10	7/20/2011
Titanium	EPA 200.7	<0.10	mg/L	0.10	7/20/2011
Vanadium	EPA 200.7	<0.010	mg/L	0.010	7/20/2011
Zinc	EPA 200.7	0.020	mg/L	0.010	7/20/2011
Mercury	EPA 200.8	<0.00010	mg/L	0.00010	7/20/2011
Antimony	EPA 200.8	<0.0025	mg/L	0.0025	7/20/2011
Arsenic	EPA 200.8	<0.0050	mg/L	0.0050	7/20/2011
Lead	EPA 200.8	<0.0025	mg/L	0.0025	7/20/2011
Selenium	EPA 200.8	0.0054	mg/L	0.0050	7/20/2011
Thallium	EPA 200.8	<0.0010	mg/L	0.0010	7/20/2011
Uranium	EPA 200.8	<0.010	mg/L	0.010	7/20/2011
Anions	Calculation	2.55	meq/L	0.10	
Cations	Calculation	2.41	meq/L	0.10	

Customer Sample ID: 604 669 WK:24 **Collect Date/Time:** 7/15/2011 09:00
WETLAB Sample ID: 1107281-006 **Receive Date:** 7/15/2011 13:35

PROFILE II

Parameter	Method	Results	Units	Reporting Limit	Date Analyzed
Error	Calculation	2.8	%	1.0	

Customer Sample ID: 604 673 WK:24 **Collect Date/Time:** 7/15/2011 09:00
WETLAB Sample ID: 1107281-007 **Receive Date:** 7/15/2011 13:35

PROFILE II

Parameter	Method	Results	Units	Reporting Limit	Date Analyzed
pH	SM 4500-H+ B	6.35	pH Units		7/15/2011
Bicarbonate (HCO3)	SM 2320B	2.4	mg/L	1.0	7/15/2011
Carbonate (CO3)	SM 2320B	<1.0	mg/L	1.0	7/15/2011
Hydroxide (OH)	SM 2320B	<1.0	mg/L	1.0	7/15/2011
Total Alkalinity	SM 2320B	2.0	mg/L as CaCO3	1.0	7/15/2011
Chloride	EPA 300.0	<1.00	mg/L	1.00	7/15/2011
Fluoride	EPA 300.0	0.43	mg/L	0.10	7/15/2011
Sulfate	EPA 300.0	28	mg/L	1.0	7/15/2011
Nitrate Nitrogen	EPA 300.0	<1.0	mg/L	1.0	7/15/2011
Nitrite Nitrogen	EPA 300.0	<0.025	mg/L	0.025	7/15/2011
Total Dissolved Solids (TDS)	SM 2540C	29	mg/L	10	7/18/2011
Aluminum	EPA 200.7	<0.045	mg/L	0.045	7/20/2011
Barium	EPA 200.7	0.048	mg/L	0.010	7/20/2011
Beryllium	EPA 200.7	<0.0010	mg/L	0.0010	7/20/2011
Bismuth	EPA 200.7	<0.10	mg/L	0.10	7/20/2011
Boron	EPA 200.7	<0.10	mg/L	0.10	7/20/2011
Cadmium	EPA 200.7	<0.0010	mg/L	0.0010	7/20/2011
Calcium	EPA 200.7	8.3	mg/L	0.50	7/20/2011
Chromium	EPA 200.7	<0.0050	mg/L	0.0050	7/20/2011
Cobalt	EPA 200.7	<0.010	mg/L	0.010	7/20/2011
Copper	EPA 200.7	<0.050	mg/L	0.050	7/20/2011
Gallium	EPA 200.7	<0.10	mg/L	0.10	7/20/2011
Iron	EPA 200.7	<0.010	mg/L	0.010	7/20/2011
Lithium	EPA 200.7	<0.10	mg/L	0.10	7/20/2011
Magnesium	EPA 200.7	1.1	mg/L	0.50	7/20/2011
Manganese	EPA 200.7	0.024	mg/L	0.0050	7/20/2011
Molybdenum	EPA 200.7	0.018	mg/L	0.010	7/20/2011
Nickel	EPA 200.7	<0.010	mg/L	0.010	7/20/2011
Phosphorus	EPA 200.7	<0.50	mg/L	0.50	7/20/2011
Potassium	EPA 200.7	2.2	mg/L	0.50	7/20/2011
Scandium	EPA 200.7	<0.10	mg/L	0.10	7/20/2011
Silver	EPA 200.7	<0.0050	mg/L	0.0050	7/20/2011
Sodium	EPA 200.7	0.73	mg/L	0.50	7/20/2011
Strontium	EPA 200.7	<0.10	mg/L	0.10	7/20/2011

Customer Sample ID: 604 673 WK:24 **Collect Date/Time:** 7/15/2011 09:00
WETLAB Sample ID: 1107281-007 **Receive Date:** 7/15/2011 13:35

PROFILE II

Parameter	Method	Results	Units	Reporting Limit	Date Analyzed
Tin	EPA 200.7	<0.10	mg/L	0.10	7/20/2011
Titanium	EPA 200.7	<0.10	mg/L	0.10	7/20/2011
Vanadium	EPA 200.7	<0.010	mg/L	0.010	7/20/2011
Zinc	EPA 200.7	0.010	mg/L	0.010	7/20/2011
Mercury	EPA 200.8	<0.00010	mg/L	0.00010	7/20/2011
Antimony	EPA 200.8	<0.0025	mg/L	0.0025	7/20/2011
Arsenic	EPA 200.8	<0.0050	mg/L	0.0050	7/20/2011
Lead	EPA 200.8	<0.0025	mg/L	0.0025	7/20/2011
Selenium	EPA 200.8	<0.0050	mg/L	0.0050	7/20/2011
Thallium	EPA 200.8	<0.0010	mg/L	0.0010	7/20/2011
Uranium	EPA 200.8	<0.010	mg/L	0.010	7/20/2011
Anions	Calculation	0.64	meq/L	0.10	
Cations	Calculation	0.59	meq/L	0.10	
Error	Calculation	4.1	%	1.0	

Customer Sample ID: 604 767 WK:24 **Collect Date/Time:** 7/15/2011 09:00
WETLAB Sample ID: 1107281-008 **Receive Date:** 7/15/2011 13:35

PROFILE II

Parameter	Method	Results	Units	Reporting Limit	Date Analyzed
pH	SM 4500-H+ B	7.18	pH Units		7/15/2011
Bicarbonate (HCO3)	SM 2320B	30	mg/L	1.0	7/15/2011
Carbonate (CO3)	SM 2320B	<1.0	mg/L	1.0	7/15/2011
Hydroxide (OH)	SM 2320B	<1.0	mg/L	1.0	7/15/2011
Total Alkalinity	SM 2320B	25	mg/L as CaCO3	1.0	7/15/2011
Chloride	EPA 300.0	<1.00	mg/L	1.00	7/15/2011
Fluoride	EPA 300.0	2.6	mg/L	0.10	7/15/2011
Sulfate	EPA 300.0	74	mg/L	1.0	7/15/2011
Nitrate Nitrogen	EPA 300.0	<1.0	mg/L	1.0	7/15/2011
Nitrite Nitrogen	EPA 300.0	<0.025	mg/L	0.025	7/15/2011
Total Dissolved Solids (TDS)	SM 2540C	120	mg/L	10	7/18/2011
Aluminum	EPA 200.7	<0.045	mg/L	0.045	7/20/2011
Barium	EPA 200.7	0.034	mg/L	0.010	7/20/2011
Beryllium	EPA 200.7	<0.0010	mg/L	0.0010	7/20/2011
Bismuth	EPA 200.7	<0.10	mg/L	0.10	7/20/2011
Boron	EPA 200.7	<0.10	mg/L	0.10	7/20/2011
Cadmium	EPA 200.7	<0.0010	mg/L	0.0010	7/20/2011
Calcium	EPA 200.7	27	mg/L	0.50	7/20/2011
Chromium	EPA 200.7	<0.0050	mg/L	0.0050	7/20/2011
Cobalt	EPA 200.7	<0.010	mg/L	0.010	7/20/2011
Copper	EPA 200.7	<0.050	mg/L	0.050	7/20/2011

Customer Sample ID: 604 767 WK:24 **Collect Date/Time:** 7/15/2011 09:00
WETLAB Sample ID: 1107281-008 **Receive Date:** 7/15/2011 13:35

PROFILE II

Parameter	Method	Results	Units	Reporting Limit	Date Analyzed
Gallium	EPA 200.7	<0.10	mg/L	0.10	7/20/2011
Iron	EPA 200.7	<0.010	mg/L	0.010	7/20/2011
Lithium	EPA 200.7	<0.10	mg/L	0.10	7/20/2011
Magnesium	EPA 200.7	7.4	mg/L	0.50	7/20/2011
Manganese	EPA 200.7	0.35	mg/L	0.0050	7/20/2011
Molybdenum	EPA 200.7	<0.010	mg/L	0.010	7/20/2011
Nickel	EPA 200.7	<0.010	mg/L	0.010	7/20/2011
Phosphorus	EPA 200.7	<0.50	mg/L	0.50	7/20/2011
Potassium	EPA 200.7	2.2	mg/L	0.50	7/20/2011
Scandium	EPA 200.7	<0.10	mg/L	0.10	7/20/2011
Silver	EPA 200.7	<0.0050	mg/L	0.0050	7/20/2011
Sodium	EPA 200.7	<0.50	mg/L	0.50	7/20/2011
Strontium	EPA 200.7	0.22	mg/L	0.10	7/20/2011
Tin	EPA 200.7	<0.10	mg/L	0.10	7/20/2011
Titanium	EPA 200.7	<0.10	mg/L	0.10	7/20/2011
Vanadium	EPA 200.7	<0.010	mg/L	0.010	7/20/2011
Zinc	EPA 200.7	0.016	mg/L	0.010	7/20/2011
Mercury	EPA 200.8	<0.00010	mg/L	0.00010	7/20/2011
Antimony	EPA 200.8	<0.0025	mg/L	0.0025	7/20/2011
Arsenic	EPA 200.8	<0.0050	mg/L	0.0050	7/20/2011
Lead	EPA 200.8	<0.0025	mg/L	0.0025	7/20/2011
Selenium	EPA 200.8	<0.0050	mg/L	0.0050	7/20/2011
Thallium	EPA 200.8	<0.0010	mg/L	0.0010	7/20/2011
Uranium	EPA 200.8	0.010	mg/L	0.010	7/20/2011
Anions	Calculation	2.17	meq/L	0.10	
Cations	Calculation	2.03	meq/L	0.10	
Error	Calculation	3.4	%	1.0	

Customer Sample ID: 604 787 WK:24 **Collect Date/Time:** 7/15/2011 09:00
WETLAB Sample ID: 1107281-009 **Receive Date:** 7/15/2011 13:35

PROFILE II

Parameter	Method	Results	Units	Reporting Limit	Date Analyzed
pH	SM 4500-H+ B	7.66	pH Units		7/15/2011
Bicarbonate (HCO3)	SM 2320B	64	mg/L	1.0	7/15/2011
Carbonate (CO3)	SM 2320B	<1.0	mg/L	1.0	7/15/2011
Hydroxide (OH)	SM 2320B	<1.0	mg/L	1.0	7/15/2011
Total Alkalinity	SM 2320B	52	mg/L as CaCO3	1.0	7/15/2011
Chloride	EPA 300.0	<1.00	mg/L	1.00	7/16/2011
Fluoride	EPA 300.0	1.5	mg/L	0.10	7/16/2011
Sulfate	EPA 300.0	39	mg/L	1.0	7/16/2011

Customer Sample ID: 604 787 WK:24 **Collect Date/Time:** 7/15/2011 09:00

WETLAB Sample ID: 1107281-009 **Receive Date:** 7/15/2011 13:35

PROFILE II

Parameter	Method	Results	Units	Reporting Limit	Date Analyzed
Nitrate Nitrogen	EPA 300.0	<1.0	mg/L	1.0	7/16/2011
Nitrite Nitrogen	EPA 300.0	<0.025	mg/L	0.025	7/16/2011
Total Dissolved Solids (TDS)	SM 2540C	100	mg/L	10	7/18/2011
Aluminum	EPA 200.7	<0.045	mg/L	0.045	7/20/2011
Barium	EPA 200.7	<0.010	mg/L	0.010	7/20/2011
Beryllium	EPA 200.7	<0.0010	mg/L	0.0010	7/20/2011
Bismuth	EPA 200.7	<0.10	mg/L	0.10	7/20/2011
Boron	EPA 200.7	<0.10	mg/L	0.10	7/20/2011
Cadmium	EPA 200.7	<0.0010	mg/L	0.0010	7/20/2011
Calcium	EPA 200.7	28	mg/L	0.50	7/20/2011
Chromium	EPA 200.7	<0.0050	mg/L	0.0050	7/20/2011
Cobalt	EPA 200.7	<0.010	mg/L	0.010	7/20/2011
Copper	EPA 200.7	<0.050	mg/L	0.050	7/20/2011
Gallium	EPA 200.7	<0.10	mg/L	0.10	7/20/2011
Iron	EPA 200.7	<0.010	mg/L	0.010	7/20/2011
Lithium	EPA 200.7	<0.10	mg/L	0.10	7/20/2011
Magnesium	EPA 200.7	4.6	mg/L	0.50	7/20/2011
Manganese	EPA 200.7	0.070	mg/L	0.0050	7/20/2011
Molybdenum	EPA 200.7	0.023	mg/L	0.010	7/20/2011
Nickel	EPA 200.7	<0.010	mg/L	0.010	7/20/2011
Phosphorus	EPA 200.7	<0.50	mg/L	0.50	7/20/2011
Potassium	EPA 200.7	2.2	mg/L	0.50	7/20/2011
Scandium	EPA 200.7	<0.10	mg/L	0.10	7/20/2011
Silver	EPA 200.7	<0.0050	mg/L	0.0050	7/20/2011
Sodium	EPA 200.7	<0.50	mg/L	0.50	7/20/2011
Strontium	EPA 200.7	0.21	mg/L	0.10	7/20/2011
Tin	EPA 200.7	<0.10	mg/L	0.10	7/20/2011
Titanium	EPA 200.7	<0.10	mg/L	0.10	7/20/2011
Vanadium	EPA 200.7	<0.010	mg/L	0.010	7/20/2011
Zinc	EPA 200.7	<0.010	mg/L	0.010	7/20/2011
Mercury	EPA 200.8	<0.00010	mg/L	0.00010	7/20/2011
Antimony	EPA 200.8	<0.0025	mg/L	0.0025	7/20/2011
Arsenic	EPA 200.8	<0.0050	mg/L	0.0050	7/20/2011
Lead	EPA 200.8	<0.0025	mg/L	0.0025	7/20/2011
Selenium	EPA 200.8	<0.0050	mg/L	0.0050	7/20/2011
Thallium	EPA 200.8	<0.0010	mg/L	0.0010	7/20/2011
Uranium	EPA 200.8	0.035	mg/L	0.010	7/20/2011
Anions	Calculation	1.94	meq/L	0.10	
Cations	Calculation	1.83	meq/L	0.10	
Error	Calculation	2.8	%	1.0	

Customer Sample ID: 604 811 WK:24 **Collect Date/Time:** 7/15/2011 09:00

WETLAB Sample ID: 1107281-010 **Receive Date:** 7/15/2011 13:35

PROFILE II

Parameter	Method	Results	Units	Reporting Limit	Date Analyzed
pH	SM 4500-H+ B	8.10	pH Units		7/15/2011
Bicarbonate (HCO3)	SM 2320B	110	mg/L	1.0	7/15/2011
Carbonate (CO3)	SM 2320B	<1.0	mg/L	1.0	7/15/2011
Hydroxide (OH)	SM 2320B	<1.0	mg/L	1.0	7/15/2011
Total Alkalinity	SM 2320B	89	mg/L as CaCO3	1.0	7/15/2011
Chloride	EPA 300.0	<1.00	mg/L	1.00	7/16/2011
Fluoride	EPA 300.0	2.3	mg/L	0.10	7/16/2011
Sulfate	EPA 300.0	26	mg/L	1.0	7/16/2011
Nitrate Nitrogen	EPA 300.0	<1.0	mg/L	1.0	7/16/2011
Nitrite Nitrogen	EPA 300.0	<0.025	mg/L	0.025	7/16/2011
Total Dissolved Solids (TDS)	SM 2540C	120	mg/L	10	7/18/2011
Aluminum	EPA 200.7	<0.045	mg/L	0.045	7/20/2011
Barium	EPA 200.7	<0.010	mg/L	0.010	7/20/2011
Beryllium	EPA 200.7	<0.0010	mg/L	0.0010	7/20/2011
Bismuth	EPA 200.7	<0.10	mg/L	0.10	7/20/2011
Boron	EPA 200.7	<0.10	mg/L	0.10	7/20/2011
Cadmium	EPA 200.7	<0.0010	mg/L	0.0010	7/20/2011
Calcium	EPA 200.7	33	mg/L	0.50	7/20/2011
Chromium	EPA 200.7	<0.0050	mg/L	0.0050	7/20/2011
Cobalt	EPA 200.7	<0.010	mg/L	0.010	7/20/2011
Copper	EPA 200.7	<0.050	mg/L	0.050	7/20/2011
Gallium	EPA 200.7	<0.10	mg/L	0.10	7/20/2011
Iron	EPA 200.7	<0.010	mg/L	0.010	7/20/2011
Lithium	EPA 200.7	<0.10	mg/L	0.10	7/20/2011
Magnesium	EPA 200.7	7.8	mg/L	0.50	7/20/2011
Manganese	EPA 200.7	0.039	mg/L	0.0050	7/20/2011
Molybdenum	EPA 200.7	<0.010	mg/L	0.010	7/20/2011
Nickel	EPA 200.7	<0.010	mg/L	0.010	7/20/2011
Phosphorus	EPA 200.7	<0.50	mg/L	0.50	7/20/2011
Potassium	EPA 200.7	1.9	mg/L	0.50	7/20/2011
Scandium	EPA 200.7	<0.10	mg/L	0.10	7/20/2011
Silver	EPA 200.7	<0.0050	mg/L	0.0050	7/20/2011
Sodium	EPA 200.7	<0.50	mg/L	0.50	7/20/2011
Strontium	EPA 200.7	0.42	mg/L	0.10	7/20/2011
Tin	EPA 200.7	<0.10	mg/L	0.10	7/20/2011
Titanium	EPA 200.7	<0.10	mg/L	0.10	7/20/2011
Vanadium	EPA 200.7	<0.010	mg/L	0.010	7/20/2011
Zinc	EPA 200.7	<0.010	mg/L	0.010	7/20/2011
Mercury	EPA 200.8	<0.00010	mg/L	0.00010	7/20/2011
Antimony	EPA 200.8	<0.0025	mg/L	0.0025	7/20/2011
Arsenic	EPA 200.8	<0.0050	mg/L	0.0050	7/20/2011

Customer Sample ID: 604 811 WK:24 **Collect Date/Time:** 7/15/2011 09:00
WETLAB Sample ID: 1107281-010 **Receive Date:** 7/15/2011 13:35

PROFILE II

Parameter	Method	Results	Units	Reporting Limit	Date Analyzed
Lead	EPA 200.8	<0.0025	mg/L	0.0025	7/20/2011
Selenium	EPA 200.8	<0.0050	mg/L	0.0050	7/20/2011
Thallium	EPA 200.8	<0.0010	mg/L	0.0010	7/20/2011
Uranium	EPA 200.8	0.015	mg/L	0.010	7/20/2011
Anions	Calculation	2.47	meq/L	0.10	
Cations	Calculation	2.34	meq/L	0.10	
Error	Calculation	2.6	%	1.0	

Customer Sample ID: 604 854 WK:24 **Collect Date/Time:** 7/15/2011 09:00
WETLAB Sample ID: 1107281-011 **Receive Date:** 7/15/2011 13:35

PROFILE II

Parameter	Method	Results	Units	Reporting Limit	Date Analyzed
pH	SM 4500-H+ B	7.34	pH Units		7/15/2011
Bicarbonate (HCO3)	SM 2320B	39	mg/L	1.0	7/15/2011
Carbonate (CO3)	SM 2320B	<1.0	mg/L	1.0	7/15/2011
Hydroxide (OH)	SM 2320B	<1.0	mg/L	1.0	7/15/2011
Total Alkalinity	SM 2320B	32	mg/L as CaCO3	1.0	7/15/2011
Chloride	EPA 300.0	<1.00	mg/L	1.00	7/16/2011
Fluoride	EPA 300.0	2.5	mg/L	0.10	7/16/2011
Sulfate	EPA 300.0	65	mg/L	1.0	7/16/2011
Nitrate Nitrogen	EPA 300.0	<1.0	mg/L	1.0	7/16/2011
Nitrite Nitrogen	EPA 300.0	<0.025	mg/L	0.025	7/16/2011
Total Dissolved Solids (TDS)	SM 2540C	130	mg/L	10	7/18/2011
Aluminum	EPA 200.7	<0.045	mg/L	0.045	7/21/2011
Barium	EPA 200.7	0.030	mg/L	0.010	7/21/2011
Beryllium	EPA 200.7	<0.0010	mg/L	0.0010	7/21/2011
Bismuth	EPA 200.7	<0.10	mg/L	0.10	7/21/2011
Boron	EPA 200.7	<0.10	mg/L	0.10	7/21/2011
Cadmium	EPA 200.7	<0.0010	mg/L	0.0010	7/21/2011
Calcium	EPA 200.7	30	mg/L	0.50	7/21/2011
Chromium	EPA 200.7	<0.0050	mg/L	0.0050	7/21/2011
Cobalt	EPA 200.7	<0.010	mg/L	0.010	7/21/2011
Copper	EPA 200.7	<0.050	mg/L	0.050	7/21/2011
Gallium	EPA 200.7	<0.10	mg/L	0.10	7/21/2011
Iron	EPA 200.7	<0.010	mg/L	0.010	7/21/2011
Lithium	EPA 200.7	<0.10	mg/L	0.10	7/21/2011
Magnesium	EPA 200.7	6.0	mg/L	0.50	7/21/2011
Manganese	EPA 200.7	0.11	mg/L	0.0050	7/21/2011
Molybdenum	EPA 200.7	0.043	mg/L	0.010	7/21/2011
Nickel	EPA 200.7	<0.010	mg/L	0.010	7/21/2011

Customer Sample ID: 604 854 WK:24 **Collect Date/Time:** 7/15/2011 09:00
WETLAB Sample ID: 1107281-011 **Receive Date:** 7/15/2011 13:35

PROFILE II

Parameter	Method	Results	Units	Reporting Limit	Date Analyzed
Phosphorus	EPA 200.7	<0.50	mg/L	0.50	7/21/2011
Potassium	EPA 200.7	2.3	mg/L	0.50	7/21/2011
Scandium	EPA 200.7	<0.10	mg/L	0.10	7/21/2011
Silver	EPA 200.7	<0.0050	mg/L	0.0050	7/21/2011
Sodium	EPA 200.7	<0.50	mg/L	0.50	7/21/2011
Strontium	EPA 200.7	0.22	mg/L	0.10	7/21/2011
Tin	EPA 200.7	<0.10	mg/L	0.10	7/21/2011
Titanium	EPA 200.7	<0.10	mg/L	0.10	7/21/2011
Vanadium	EPA 200.7	<0.010	mg/L	0.010	7/21/2011
Zinc	EPA 200.7	<0.010	mg/L	0.010	7/21/2011
Mercury	EPA 200.8	<0.00010	mg/L	0.00010	7/21/2011
Antimony	EPA 200.8	<0.0025	mg/L	0.0025	7/21/2011
Arsenic	EPA 200.8	<0.0050	mg/L	0.0050	7/21/2011
Lead	EPA 200.8	<0.0025	mg/L	0.0025	7/21/2011
Selenium	EPA 200.8	<0.0050	mg/L	0.0050	7/21/2011
Thallium	EPA 200.8	<0.0010	mg/L	0.0010	7/21/2011
Uranium	EPA 200.8	<0.010	mg/L	0.010	8/2/2011
Anions	Calculation	2.12	meq/L	0.10	
Cations	Calculation	2.05	meq/L	0.10	
Error	Calculation	1.7	%	1.0	

Customer Sample ID: 604 862 WK:24 **Collect Date/Time:** 7/15/2011 09:00
WETLAB Sample ID: 1107281-012 **Receive Date:** 7/15/2011 13:35

PROFILE II

Parameter	Method	Results	Units	Reporting Limit	Date Analyzed
pH	SM 4500-H+ B	8.16	pH Units		7/15/2011
Bicarbonate (HCO3)	SM 2320B	230	mg/L	1.0	7/15/2011
Carbonate (CO3)	SM 2320B	<1.0	mg/L	1.0	7/15/2011
Hydroxide (OH)	SM 2320B	<1.0	mg/L	1.0	7/15/2011
Total Alkalinity	SM 2320B	190	mg/L as CaCO3	1.0	7/15/2011
Chloride	EPA 300.0	<1.00	mg/L	1.00	7/16/2011
Fluoride	EPA 300.0	2.7	mg/L	0.10	7/16/2011
Sulfate	EPA 300.0	25	mg/L	1.0	7/16/2011
Nitrate Nitrogen	EPA 300.0	<1.0	mg/L	1.0	7/16/2011
Nitrite Nitrogen	EPA 300.0	<0.025	mg/L	0.025	7/16/2011
Total Dissolved Solids (TDS)	SM 2540C	240	mg/L	10	7/18/2011
Aluminum	EPA 200.7	<0.045	mg/L	0.045	7/21/2011
Barium	EPA 200.7	0.012	mg/L	0.010	7/21/2011
Beryllium	EPA 200.7	<0.0010	mg/L	0.0010	7/21/2011
Bismuth	EPA 200.7	<0.10	mg/L	0.10	7/21/2011

Customer Sample ID: 604 862 WK:24 **Collect Date/Time:** 7/15/2011 09:00
WETLAB Sample ID: 1107281-012 **Receive Date:** 7/15/2011 13:35

PROFILE II

Parameter	Method	Results	Units	Reporting Limit	Date Analyzed
Boron	EPA 200.7	<0.10	mg/L	0.10	7/21/2011
Cadmium	EPA 200.7	<0.0010	mg/L	0.0010	7/21/2011
Calcium	EPA 200.7	72	mg/L	0.50	7/21/2011
Chromium	EPA 200.7	<0.0050	mg/L	0.0050	7/21/2011
Cobalt	EPA 200.7	<0.010	mg/L	0.010	7/21/2011
Copper	EPA 200.7	<0.050	mg/L	0.050	7/21/2011
Gallium	EPA 200.7	<0.10	mg/L	0.10	7/21/2011
Iron	EPA 200.7	<0.010	mg/L	0.010	7/21/2011
Lithium	EPA 200.7	<0.10	mg/L	0.10	7/21/2011
Magnesium	EPA 200.7	10	mg/L	0.50	7/21/2011
Manganese	EPA 200.7	0.078	mg/L	0.0050	7/21/2011
Molybdenum	EPA 200.7	<0.010	mg/L	0.010	7/21/2011
Nickel	EPA 200.7	<0.010	mg/L	0.010	7/21/2011
Phosphorus	EPA 200.7	<0.50	mg/L	0.50	7/21/2011
Potassium	EPA 200.7	1.9	mg/L	0.50	7/21/2011
Scandium	EPA 200.7	<0.10	mg/L	0.10	7/21/2011
Silver	EPA 200.7	<0.0050	mg/L	0.0050	7/21/2011
Sodium	EPA 200.7	0.50	mg/L	0.50	7/21/2011
Strontium	EPA 200.7	0.91	mg/L	0.10	7/21/2011
Tin	EPA 200.7	<0.10	mg/L	0.10	7/21/2011
Titanium	EPA 200.7	<0.10	mg/L	0.10	7/21/2011
Vanadium	EPA 200.7	0.010	mg/L	0.010	7/21/2011
Zinc	EPA 200.7	<0.010	mg/L	0.010	7/21/2011
Mercury	EPA 200.8	<0.00010	mg/L	0.00010	7/21/2011
Antimony	EPA 200.8	<0.0025	mg/L	0.0025	7/21/2011
Arsenic	EPA 200.8	<0.0050	mg/L	0.0050	7/21/2011
Lead	EPA 200.8	<0.0025	mg/L	0.0025	7/21/2011
Selenium	EPA 200.8	<0.0050	mg/L	0.0050	7/21/2011
Thallium	EPA 200.8	<0.0010	mg/L	0.0010	7/21/2011
Uranium	EPA 200.8	<0.010	mg/L	0.010	8/2/2011
Anions	Calculation	4.43	meq/L	0.10	
Cations	Calculation	4.49	meq/L	0.10	
Error	Calculation	<1.0	%	1.0	

Customer Sample ID: 604 867 WK:24 **Collect Date/Time:** 7/15/2011 09:00
WETLAB Sample ID: 1107281-013 **Receive Date:** 7/15/2011 13:35

PROFILE II

Parameter	Method	Results		Units	Reporting Limit	Date Analyzed
pH	SM 4500-H+ B	7.33	Q	pH Units		7/15/2011
Bicarbonate (HCO3)	SM 2320B	48		mg/L	1.0	7/15/2011

Customer Sample ID: 604 867 WK:24 **Collect Date/Time:** 7/15/2011 09:00

WETLAB Sample ID: 1107281-013 **Receive Date:** 7/15/2011 13:35

PROFILE II

Parameter	Method	Results	Units	Reporting Limit	Date Analyzed
Carbonate (CO3)	SM 2320B	<1.0	mg/L	1.0	7/15/2011
Hydroxide (OH)	SM 2320B	<1.0	mg/L	1.0	7/15/2011
Total Alkalinity	SM 2320B	39	mg/L as CaCO3	1.0	7/15/2011
Chloride	EPA 300.0	<1.00	mg/L	1.00	7/16/2011
Fluoride	EPA 300.0	1.9	mg/L	0.10	7/16/2011
Sulfate	EPA 300.0	180	mg/L	1.0	7/16/2011
Nitrate Nitrogen	EPA 300.0	<1.0	mg/L	1.0	7/16/2011
Nitrite Nitrogen	EPA 300.0	<0.025	mg/L	0.025	7/16/2011
Total Dissolved Solids (TDS)	SM 2540C	330	mg/L	10	7/18/2011
Aluminum	EPA 200.7	<0.045	mg/L	0.045	7/21/2011
Barium	EPA 200.7	<0.010	mg/L	0.010	7/21/2011
Beryllium	EPA 200.7	<0.0010	mg/L	0.0010	7/21/2011
Bismuth	EPA 200.7	<0.10	mg/L	0.10	7/21/2011
Boron	EPA 200.7	<0.10	mg/L	0.10	7/21/2011
Cadmium	EPA 200.7	<0.0010	mg/L	0.0010	7/21/2011
Calcium	EPA 200.7	86	mg/L	0.50	7/21/2011
Chromium	EPA 200.7	<0.0050	mg/L	0.0050	7/21/2011
Cobalt	EPA 200.7	<0.010	mg/L	0.010	7/21/2011
Copper	EPA 200.7	<0.050	mg/L	0.050	7/21/2011
Gallium	EPA 200.7	<0.10	mg/L	0.10	7/21/2011
Iron	EPA 200.7	<0.010	mg/L	0.010	7/21/2011
Lithium	EPA 200.7	<0.10	mg/L	0.10	7/21/2011
Magnesium	EPA 200.7	3.5	mg/L	0.50	7/21/2011
Manganese	EPA 200.7	0.099	mg/L	0.0050	7/21/2011
Molybdenum	EPA 200.7	<0.010	mg/L	0.010	7/21/2011
Nickel	EPA 200.7	<0.010	mg/L	0.010	7/21/2011
Phosphorus	EPA 200.7	<0.50	mg/L	0.50	7/21/2011
Potassium	EPA 200.7	2.2	mg/L	0.50	7/21/2011
Scandium	EPA 200.7	<0.10	mg/L	0.10	7/21/2011
Silver	EPA 200.7	<0.0050	mg/L	0.0050	7/21/2011
Sodium	EPA 200.7	<0.50	mg/L	0.50	7/21/2011
Strontium	EPA 200.7	0.39	mg/L	0.10	7/21/2011
Tin	EPA 200.7	<0.10	mg/L	0.10	7/21/2011
Titanium	EPA 200.7	<0.10	mg/L	0.10	7/21/2011
Vanadium	EPA 200.7	<0.010	mg/L	0.010	7/21/2011
Zinc	EPA 200.7	<0.010	mg/L	0.010	7/21/2011
Mercury	EPA 200.8	<0.00010	mg/L	0.00010	7/21/2011
Antimony	EPA 200.8	<0.0025	mg/L	0.0025	7/21/2011
Arsenic	EPA 200.8	<0.0050	mg/L	0.0050	7/21/2011
Lead	EPA 200.8	<0.0025	mg/L	0.0025	7/21/2011
Selenium	EPA 200.8	<0.0050	mg/L	0.0050	7/21/2011

Customer Sample ID: 604 867 WK:24 **Collect Date/Time:** 7/15/2011 09:00
WETLAB Sample ID: 1107281-013 **Receive Date:** 7/15/2011 13:35

PROFILE II

Parameter	Method	Results	Units	Reporting Limit	Date Analyzed
Thallium	EPA 200.8	<0.0010	mg/L	0.0010	7/21/2011
Uranium	EPA 200.8	<0.010	mg/L	0.010	8/2/2011
Anions	Calculation	4.63	meq/L	0.10	
Cations	Calculation	4.64	meq/L	0.10	
Error	Calculation	<1.0	%	1.0	

Customer Sample ID: 605 033 WK:24 **Collect Date/Time:** 7/15/2011 09:00
WETLAB Sample ID: 1107281-014 **Receive Date:** 7/15/2011 13:35

PROFILE II

Parameter	Method	Results	Units	Reporting Limit	Date Analyzed
pH	SM 4500-H+ B	7.56	pH Units		7/15/2011
Bicarbonate (HCO3)	SM 2320B	50	mg/L	1.0	7/15/2011
Carbonate (CO3)	SM 2320B	<1.0	mg/L	1.0	7/15/2011
Hydroxide (OH)	SM 2320B	<1.0	mg/L	1.0	7/15/2011
Total Alkalinity	SM 2320B	41	mg/L as CaCO3	1.0	7/15/2011
Chloride	EPA 300.0	<1.00	mg/L	1.00	7/16/2011
Fluoride	EPA 300.0	2.0	mg/L	0.10	7/16/2011
Sulfate	EPA 300.0	34	mg/L	1.0	7/16/2011
Nitrate Nitrogen	EPA 300.0	<1.0	mg/L	1.0	7/16/2011
Nitrite Nitrogen	EPA 300.0	<0.025	mg/L	0.025	7/16/2011
Total Dissolved Solids (TDS)	SM 2540C	100	mg/L	10	7/18/2011
Aluminum	EPA 200.7	<0.045	mg/L	0.045	7/21/2011
Barium	EPA 200.7	0.019	mg/L	0.010	7/21/2011
Beryllium	EPA 200.7	<0.0010	mg/L	0.0010	7/21/2011
Bismuth	EPA 200.7	<0.10	mg/L	0.10	7/21/2011
Boron	EPA 200.7	<0.10	mg/L	0.10	7/21/2011
Cadmium	EPA 200.7	<0.0010	mg/L	0.0010	7/21/2011
Calcium	EPA 200.7	28	mg/L	0.50	7/21/2011
Chromium	EPA 200.7	<0.0050	mg/L	0.0050	7/21/2011
Cobalt	EPA 200.7	<0.010	mg/L	0.010	7/21/2011
Copper	EPA 200.7	<0.050	mg/L	0.050	7/21/2011
Gallium	EPA 200.7	<0.10	mg/L	0.10	7/21/2011
Iron	EPA 200.7	<0.010	mg/L	0.010	7/21/2011
Lithium	EPA 200.7	<0.10	mg/L	0.10	7/21/2011
Magnesium	EPA 200.7	2.1	mg/L	0.50	7/21/2011
Manganese	EPA 200.7	0.067	mg/L	0.0050	7/21/2011
Molybdenum	EPA 200.7	0.014	mg/L	0.010	7/21/2011
Nickel	EPA 200.7	<0.010	mg/L	0.010	7/21/2011
Phosphorus	EPA 200.7	<0.50	mg/L	0.50	7/21/2011
Potassium	EPA 200.7	2.1	mg/L	0.50	7/21/2011

Customer Sample ID: 605 033 WK:24 **Collect Date/Time:** 7/15/2011 09:00
WETLAB Sample ID: 1107281-014 **Receive Date:** 7/15/2011 13:35

PROFILE II

Parameter	Method	Results	Units	Reporting Limit	Date Analyzed
Scandium	EPA 200.7	<0.10	mg/L	0.10	7/21/2011
Silver	EPA 200.7	<0.0050	mg/L	0.0050	7/21/2011
Sodium	EPA 200.7	0.60	mg/L	0.50	7/21/2011
Strontium	EPA 200.7	0.20	mg/L	0.10	7/21/2011
Tin	EPA 200.7	<0.10	mg/L	0.10	7/21/2011
Titanium	EPA 200.7	<0.10	mg/L	0.10	7/21/2011
Vanadium	EPA 200.7	<0.010	mg/L	0.010	7/21/2011
Zinc	EPA 200.7	<0.010	mg/L	0.010	7/21/2011
Mercury	EPA 200.8	<0.00010	mg/L	0.00010	7/21/2011
Antimony	EPA 200.8	<0.0025	mg/L	0.0025	7/21/2011
Arsenic	EPA 200.8	<0.0050	mg/L	0.0050	7/21/2011
Lead	EPA 200.8	<0.0025	mg/L	0.0025	7/21/2011
Selenium	EPA 200.8	<0.0050	mg/L	0.0050	7/21/2011
Thallium	EPA 200.8	<0.0010	mg/L	0.0010	7/21/2011
Uranium	EPA 200.8	0.011	mg/L	0.010	8/2/2011
Anions	Calculation	1.63	meq/L	0.10	
Cations	Calculation	1.65	meq/L	0.10	
Error	Calculation	<1.0	%	1.0	

Customer Sample ID: 605 153 WK:24 **Collect Date/Time:** 7/15/2011 09:00
WETLAB Sample ID: 1107281-015 **Receive Date:** 7/15/2011 13:35

PROFILE II

Parameter	Method	Results	Units	Reporting Limit	Date Analyzed
pH	SM 4500-H+ B	7.45	pH Units		7/15/2011
Bicarbonate (HCO3)	SM 2320B	41	mg/L	1.0	7/15/2011
Carbonate (CO3)	SM 2320B	<1.0	mg/L	1.0	7/15/2011
Hydroxide (OH)	SM 2320B	<1.0	mg/L	1.0	7/15/2011
Total Alkalinity	SM 2320B	34	mg/L as CaCO3	1.0	7/15/2011
Chloride	EPA 300.0	<1.00	mg/L	1.00	7/16/2011
Fluoride	EPA 300.0	1.3	mg/L	0.10	7/16/2011
Sulfate	EPA 300.0	15	mg/L	1.0	7/16/2011
Nitrate Nitrogen	EPA 300.0	<1.0	mg/L	1.0	7/16/2011
Nitrite Nitrogen	EPA 300.0	<0.025	mg/L	0.025	7/16/2011
Total Dissolved Solids (TDS)	SM 2540C	52	mg/L	10	7/18/2011
Aluminum	EPA 200.7	0.056	mg/L	0.045	7/21/2011
Barium	EPA 200.7	0.11	mg/L	0.010	7/21/2011
Beryllium	EPA 200.7	<0.0010	mg/L	0.0010	7/21/2011
Bismuth	EPA 200.7	<0.10	mg/L	0.10	7/21/2011
Boron	EPA 200.7	<0.10	mg/L	0.10	7/21/2011
Cadmium	EPA 200.7	<0.0010	mg/L	0.0010	7/21/2011

Customer Sample ID: 605 153 WK:24 **Collect Date/Time:** 7/15/2011 09:00
WETLAB Sample ID: 1107281-015 **Receive Date:** 7/15/2011 13:35

PROFILE II

Parameter	Method	Results	Units	Reporting Limit	Date Analyzed
Calcium	EPA 200.7	15	mg/L	0.50	7/21/2011
Chromium	EPA 200.7	<0.0050	mg/L	0.0050	7/21/2011
Cobalt	EPA 200.7	<0.010	mg/L	0.010	7/21/2011
Copper	EPA 200.7	<0.050	mg/L	0.050	7/21/2011
Gallium	EPA 200.7	<0.10	mg/L	0.10	7/21/2011
Iron	EPA 200.7	<0.010	mg/L	0.010	7/21/2011
Lithium	EPA 200.7	<0.10	mg/L	0.10	7/21/2011
Magnesium	EPA 200.7	2.0	mg/L	0.50	7/21/2011
Manganese	EPA 200.7	0.027	mg/L	0.0050	7/21/2011
Molybdenum	EPA 200.7	<0.010	mg/L	0.010	7/21/2011
Nickel	EPA 200.7	<0.010	mg/L	0.010	7/21/2011
Phosphorus	EPA 200.7	<0.50	mg/L	0.50	7/21/2011
Potassium	EPA 200.7	2.0	mg/L	0.50	7/21/2011
Scandium	EPA 200.7	<0.10	mg/L	0.10	7/21/2011
Silver	EPA 200.7	<0.0050	mg/L	0.0050	7/21/2011
Sodium	EPA 200.7	0.60	mg/L	0.50	7/21/2011
Strontium	EPA 200.7	0.88	mg/L	0.10	7/21/2011
Tin	EPA 200.7	<0.10	mg/L	0.10	7/21/2011
Titanium	EPA 200.7	<0.10	mg/L	0.10	7/21/2011
Vanadium	EPA 200.7	<0.010	mg/L	0.010	7/21/2011
Zinc	EPA 200.7	<0.010	mg/L	0.010	7/21/2011
Mercury	EPA 200.8	<0.00010	mg/L	0.00010	7/21/2011
Antimony	EPA 200.8	<0.0025	mg/L	0.0025	7/21/2011
Arsenic	EPA 200.8	<0.0050	mg/L	0.0050	7/21/2011
Lead	EPA 200.8	<0.0025	mg/L	0.0025	7/21/2011
Selenium	EPA 200.8	<0.0050	mg/L	0.0050	7/21/2011
Thallium	EPA 200.8	<0.0010	mg/L	0.0010	7/21/2011
Uranium	EPA 200.8	<0.010	mg/L	0.010	8/2/2011
Anions	Calculation	1.05	meq/L	0.10	
Cations	Calculation	1.00	meq/L	0.10	
Error	Calculation	2.7	%	1.0	

Customer Sample ID: SRK 0854 WK:24 **Collect Date/Time:** 7/15/2011 09:00
WETLAB Sample ID: 1107281-016 **Receive Date:** 7/15/2011 13:35

PROFILE II

Parameter	Method	Results	Units	Reporting Limit	Date Analyzed
pH	SM 4500-H+ B	4.90	pH Units		7/15/2011
Bicarbonate (HCO3)	SM 2320B	<1.0	mg/L	1.0	7/15/2011
Carbonate (CO3)	SM 2320B	<1.0	mg/L	1.0	7/15/2011
Hydroxide (OH)	SM 2320B	<1.0	mg/L	1.0	7/15/2011

Customer Sample ID: SRK 0854 WK:24 **Collect Date/Time:** 7/15/2011 09:00

WETLAB Sample ID: 1107281-016 **Receive Date:** 7/15/2011 13:35

PROFILE II

Parameter	Method	Results	Units	Reporting Limit	Date Analyzed
Total Alkalinity	SM 2320B	<1.0	mg/L as CaCO3	1.0	7/15/2011
Chloride	EPA 300.0	<1.00	mg/L	1.00	7/16/2011
Fluoride	EPA 300.0	0.32	mg/L	0.10	7/16/2011
Sulfate	EPA 300.0	150	mg/L	1.0	7/16/2011
Nitrate Nitrogen	EPA 300.0	<1.0	mg/L	1.0	7/16/2011
Nitrite Nitrogen	EPA 300.0	<0.025	mg/L	0.025	7/16/2011
Total Dissolved Solids (TDS)	SM 2540C	230	mg/L	10	7/18/2011
Aluminum	EPA 200.7	0.19	mg/L	0.045	7/21/2011
Barium	EPA 200.7	0.011	mg/L	0.010	7/21/2011
Beryllium	EPA 200.7	<0.0010	mg/L	0.0010	7/21/2011
Bismuth	EPA 200.7	<0.10	mg/L	0.10	7/21/2011
Boron	EPA 200.7	<0.10	mg/L	0.10	7/21/2011
Cadmium	EPA 200.7	0.0045	mg/L	0.0010	7/21/2011
Calcium	EPA 200.7	22	mg/L	0.50	7/21/2011
Chromium	EPA 200.7	<0.0050	mg/L	0.0050	7/21/2011
Cobalt	EPA 200.7	0.012	mg/L	0.010	7/21/2011
Copper	EPA 200.7	53	mg/L	0.050	7/21/2011
Gallium	EPA 200.7	<0.10	mg/L	0.10	7/21/2011
Iron	EPA 200.7	<0.010	mg/L	0.010	7/21/2011
Lithium	EPA 200.7	<0.10	mg/L	0.10	7/21/2011
Magnesium	EPA 200.7	1.4	mg/L	0.50	7/21/2011
Manganese	EPA 200.7	0.37	mg/L	0.0050	7/21/2011
Molybdenum	EPA 200.7	<0.010	mg/L	0.010	7/21/2011
Nickel	EPA 200.7	<0.010	mg/L	0.010	7/21/2011
Phosphorus	EPA 200.7	<0.50	mg/L	0.50	7/21/2011
Potassium	EPA 200.7	1.2	mg/L	0.50	7/21/2011
Scandium	EPA 200.7	<0.10	mg/L	0.10	7/21/2011
Silver	EPA 200.7	<0.0050	mg/L	0.0050	7/21/2011
Sodium	EPA 200.7	<0.50	mg/L	0.50	7/21/2011
Strontium	EPA 200.7	0.10	mg/L	0.10	7/21/2011
Tin	EPA 200.7	<0.10	mg/L	0.10	7/21/2011
Titanium	EPA 200.7	<0.10	mg/L	0.10	7/21/2011
Vanadium	EPA 200.7	<0.010	mg/L	0.010	7/21/2011
Zinc	EPA 200.7	0.44	mg/L	0.010	7/21/2011
Mercury	EPA 200.8	<0.00010	mg/L	0.00010	7/21/2011
Antimony	EPA 200.8	<0.0025	mg/L	0.0025	7/21/2011
Arsenic	EPA 200.8	<0.0050	mg/L	0.0050	7/21/2011
Lead	EPA 200.8	0.012	mg/L	0.0025	7/21/2011
Selenium	EPA 200.8	<0.0050	mg/L	0.0050	7/21/2011
Thallium	EPA 200.8	<0.0010	mg/L	0.0010	7/21/2011
Uranium	EPA 200.8	<0.010	mg/L	0.010	8/2/2011

Customer Sample ID: SRK 0854 WK:24 **Collect Date/Time:** 7/15/2011 09:00
WETLAB Sample ID: 1107281-016 **Receive Date:** 7/15/2011 13:35

PROFILE II

Parameter	Method	Results	Units	Reporting Limit	Date Analyzed
Anions	Calculation	3.14	meq/L	0.10	
Cations	Calculation	2.96	meq/L	0.10	
Error	Calculation	3.0	%	1.0	

Customer Sample ID: SRK 0858 WK:24 **Collect Date/Time:** 7/15/2011 09:00
WETLAB Sample ID: 1107281-017 **Receive Date:** 7/15/2011 13:35

PROFILE II

Parameter	Method	Results	Units	Reporting Limit	Date Analyzed
pH	SM 4500-H+ B	2.78	pH Units		7/15/2011
Acidity (Titrimetric)	SM 2310B	290	mg/L as CaCO3		7/15/2011
Chloride	EPA 300.0	<10	mg/L	10	7/16/2011
Fluoride	EPA 300.0	2.1	mg/L	1.0	7/16/2011
Sulfate	EPA 300.0	380	mg/L	10	7/16/2011
Nitrate Nitrogen	EPA 300.0	<1.0	mg/L	1.0	7/16/2011
Nitrite Nitrogen	EPA 300.0	<0.25	mg/L	0.25	7/16/2011
Sulfate (as calculated from S)	Calc.	350	mg/L	1.0	7/26/2011
Total Dissolved Solids (TDS)	SM 2540C	350	mg/L	10	7/18/2011
Sulfur	EPA 200.7	120	mg/L	20	7/26/2011
Aluminum	EPA 200.7	11	mg/L	0.045	7/21/2011
Barium	EPA 200.7	<0.010	mg/L	0.010	7/21/2011
Beryllium	EPA 200.7	0.0015	mg/L	0.0010	7/21/2011
Bismuth	EPA 200.7	<0.10	mg/L	0.10	7/21/2011
Boron	EPA 200.7	<0.10	mg/L	0.10	7/21/2011
Cadmium	EPA 200.7	0.0027	mg/L	0.0010	7/21/2011
Calcium	EPA 200.7	16	mg/L	0.50	7/21/2011
Chromium	EPA 200.7	0.029	mg/L	0.0050	7/21/2011
Cobalt	EPA 200.7	0.058	mg/L	0.010	7/21/2011
Copper	EPA 200.7	21	mg/L	0.050	7/21/2011
Gallium	EPA 200.7	<0.10	mg/L	0.10	7/21/2011
Iron	EPA 200.7	18	mg/L	0.010	7/21/2011
Lithium	EPA 200.7	<0.10	mg/L	0.10	7/21/2011
Magnesium	EPA 200.7	1.8	mg/L	0.50	7/21/2011
Manganese	EPA 200.7	0.35	mg/L	0.0050	7/21/2011
Molybdenum	EPA 200.7	<0.010	mg/L	0.010	7/21/2011
Nickel	EPA 200.7	<0.010	mg/L	0.010	7/21/2011
Phosphorus	EPA 200.7	<0.50	mg/L	0.50	7/21/2011
Potassium	EPA 200.7	1.4	mg/L	0.50	7/21/2011
Scandium	EPA 200.7	<0.10	mg/L	0.10	7/21/2011
Silver	EPA 200.7	<0.0050	mg/L	0.0050	7/21/2011
Sodium	EPA 200.7	1.6	mg/L	0.50	7/21/2011

Customer Sample ID: SRK 0858 WK:24 **Collect Date/Time:** 7/15/2011 09:00
WETLAB Sample ID: 1107281-017 **Receive Date:** 7/15/2011 13:35

PROFILE II

Parameter	Method	Results	Units	Reporting Limit	Date Analyzed
Strontium	EPA 200.7	<0.10	mg/L	0.10	7/21/2011
Tin	EPA 200.7	<0.10	mg/L	0.10	7/21/2011
Titanium	EPA 200.7	<0.10	mg/L	0.10	7/21/2011
Vanadium	EPA 200.7	<0.010	mg/L	0.010	7/21/2011
Zinc	EPA 200.7	0.16	mg/L	0.010	7/21/2011
Mercury	EPA 200.8	<0.00010	mg/L	0.00010	7/21/2011
Antimony	EPA 200.8	<0.0025	mg/L	0.0025	7/21/2011
Arsenic	EPA 200.8	<0.0050	mg/L	0.0050	7/21/2011
Lead	EPA 200.8	0.0068	mg/L	0.0025	7/21/2011
Selenium	EPA 200.8	<0.0050	mg/L	0.0050	7/21/2011
Thallium	EPA 200.8	<0.0010	mg/L	0.0010	7/21/2011
Uranium	EPA 200.8	0.047	mg/L	0.010	8/2/2011
Anions	Calculation	8.02	meq/L	0.10	
Cations	Calculation	6.88	meq/L	0.10	
Error	Calculation	7.7	%	1.0	

Customer Sample ID: SRK 0864 WK:24 **Collect Date/Time:** 7/15/2011 09:00
WETLAB Sample ID: 1107281-018 **Receive Date:** 7/15/2011 13:35

PROFILE II

Parameter	Method	Results	Units	Reporting Limit	Date Analyzed
pH	SM 4500-H+ B	8.01	pH Units		7/15/2011
Bicarbonate (HCO3)	SM 2320B	36	mg/L	1.0	7/15/2011
Carbonate (CO3)	SM 2320B	<1.0	mg/L	1.0	7/15/2011
Hydroxide (OH)	SM 2320B	<1.0	mg/L	1.0	7/15/2011
Total Alkalinity	SM 2320B	29	mg/L as CaCO3	1.0	7/15/2011
Chloride	EPA 300.0	<1.00	mg/L	1.00	7/16/2011
Fluoride	EPA 300.0	0.35	mg/L	0.10	7/16/2011
Sulfate	EPA 300.0	3.9	mg/L	1.0	7/16/2011
Nitrate Nitrogen	EPA 300.0	<1.0	mg/L	1.0	7/16/2011
Nitrite Nitrogen	EPA 300.0	<0.025	mg/L	0.025	7/16/2011
Total Dissolved Solids (TDS)	SM 2540C	40	mg/L	10	7/18/2011
Aluminum	EPA 200.7	<0.045	mg/L	0.045	7/21/2011
Barium	EPA 200.7	0.012	mg/L	0.010	7/21/2011
Beryllium	EPA 200.7	<0.0010	mg/L	0.0010	7/21/2011
Bismuth	EPA 200.7	<0.10	mg/L	0.10	7/21/2011
Boron	EPA 200.7	<0.10	mg/L	0.10	7/21/2011
Cadmium	EPA 200.7	<0.0010	mg/L	0.0010	7/21/2011
Calcium	EPA 200.7	9.1	mg/L	0.50	7/21/2011
Chromium	EPA 200.7	<0.0050	mg/L	0.0050	7/21/2011
Cobalt	EPA 200.7	<0.010	mg/L	0.010	7/21/2011

Customer Sample ID: SRK 0864 WK:24 **Collect Date/Time:** 7/15/2011 09:00

WETLAB Sample ID: 1107281-018 **Receive Date:** 7/15/2011 13:35

PROFILE II

Parameter	Method	Results	Units	Reporting Limit	Date Analyzed
Copper	EPA 200.7	<0.050	mg/L	0.050	7/21/2011
Gallium	EPA 200.7	<0.10	mg/L	0.10	7/21/2011
Iron	EPA 200.7	<0.010	mg/L	0.010	7/21/2011
Lithium	EPA 200.7	<0.10	mg/L	0.10	7/21/2011
Magnesium	EPA 200.7	1.5	mg/L	0.50	7/21/2011
Manganese	EPA 200.7	<0.0050	mg/L	0.0050	7/21/2011
Molybdenum	EPA 200.7	<0.010	mg/L	0.010	7/21/2011
Nickel	EPA 200.7	<0.010	mg/L	0.010	7/21/2011
Phosphorus	EPA 200.7	<0.50	mg/L	0.50	7/21/2011
Potassium	EPA 200.7	1.1	mg/L	0.50	7/21/2011
Scandium	EPA 200.7	<0.10	mg/L	0.10	7/21/2011
Silver	EPA 200.7	<0.0050	mg/L	0.0050	7/21/2011
Sodium	EPA 200.7	0.66	mg/L	0.50	7/21/2011
Strontium	EPA 200.7	<0.10	mg/L	0.10	7/21/2011
Tin	EPA 200.7	<0.10	mg/L	0.10	7/21/2011
Titanium	EPA 200.7	<0.10	mg/L	0.10	7/21/2011
Vanadium	EPA 200.7	<0.010	mg/L	0.010	7/21/2011
Zinc	EPA 200.7	<0.010	mg/L	0.010	7/21/2011
Mercury	EPA 200.8	<0.00010	mg/L	0.00010	7/21/2011
Antimony	EPA 200.8	<0.0025	mg/L	0.0025	7/21/2011
Arsenic	EPA 200.8	<0.0050	mg/L	0.0050	7/21/2011
Lead	EPA 200.8	<0.0025	mg/L	0.0025	7/21/2011
Selenium	EPA 200.8	<0.0050	mg/L	0.0050	7/21/2011
Thallium	EPA 200.8	<0.0010	mg/L	0.0010	7/21/2011
Uranium	EPA 200.8	<0.010	mg/L	0.010	8/2/2011
Anions	Calculation	0.69	meq/L	0.10	
Cations	Calculation	0.63	meq/L	0.10	
Error	Calculation	4.2	%	1.0	

Customer Sample ID: SRK 0866 WK:24 **Collect Date/Time:** 7/15/2011 09:00

WETLAB Sample ID: 1107281-019 **Receive Date:** 7/15/2011 13:35

PROFILE II

Parameter	Method	Results	Units	Reporting Limit	Date Analyzed
pH	SM 4500-H+ B	6.60	pH Units		7/15/2011
Bicarbonate (HCO3)	SM 2320B	5.1	mg/L	1.0	7/15/2011
Carbonate (CO3)	SM 2320B	<1.0	mg/L	1.0	7/15/2011
Hydroxide (OH)	SM 2320B	<1.0	mg/L	1.0	7/15/2011
Total Alkalinity	SM 2320B	4.2	mg/L as CaCO3	1.0	7/15/2011
Chloride	EPA 300.0	<1.00	mg/L	1.00	7/16/2011
Fluoride	EPA 300.0	0.70	mg/L	0.10	7/16/2011

Customer Sample ID: SRK 0866 WK:24 **Collect Date/Time:** 7/15/2011 09:00

WETLAB Sample ID: 1107281-019 **Receive Date:** 7/15/2011 13:35

PROFILE II

Parameter	Method	Results	Units	Reporting Limit	Date Analyzed
Sulfate	EPA 300.0	21	mg/L	1.0	7/16/2011
Nitrate Nitrogen	EPA 300.0	<1.0	mg/L	1.0	7/16/2011
Nitrite Nitrogen	EPA 300.0	<0.025	mg/L	0.025	7/16/2011
Total Dissolved Solids (TDS)	SM 2540C	28	mg/L	10	7/18/2011
Aluminum	EPA 200.7	0.048	mg/L	0.045	7/21/2011
Barium	EPA 200.7	<0.010	mg/L	0.010	7/21/2011
Beryllium	EPA 200.7	<0.0010	mg/L	0.0010	7/21/2011
Bismuth	EPA 200.7	<0.10	mg/L	0.10	7/21/2011
Boron	EPA 200.7	<0.10	mg/L	0.10	7/21/2011
Cadmium	EPA 200.7	<0.0010	mg/L	0.0010	7/21/2011
Calcium	EPA 200.7	7.5	mg/L	0.50	7/21/2011
Chromium	EPA 200.7	<0.0050	mg/L	0.0050	7/21/2011
Cobalt	EPA 200.7	<0.010	mg/L	0.010	7/21/2011
Copper	EPA 200.7	<0.050	mg/L	0.050	7/21/2011
Gallium	EPA 200.7	<0.10	mg/L	0.10	7/21/2011
Iron	EPA 200.7	<0.010	mg/L	0.010	7/21/2011
Lithium	EPA 200.7	<0.10	mg/L	0.10	7/21/2011
Magnesium	EPA 200.7	0.81	mg/L	0.50	7/21/2011
Manganese	EPA 200.7	<0.0050	mg/L	0.0050	7/21/2011
Molybdenum	EPA 200.7	<0.010	mg/L	0.010	7/21/2011
Nickel	EPA 200.7	<0.010	mg/L	0.010	7/21/2011
Phosphorus	EPA 200.7	<0.50	mg/L	0.50	7/21/2011
Potassium	EPA 200.7	1.9	mg/L	0.50	7/21/2011
Scandium	EPA 200.7	<0.10	mg/L	0.10	7/21/2011
Silver	EPA 200.7	<0.0050	mg/L	0.0050	7/21/2011
Sodium	EPA 200.7	<0.50	mg/L	0.50	7/21/2011
Strontium	EPA 200.7	<0.10	mg/L	0.10	7/21/2011
Tin	EPA 200.7	<0.10	mg/L	0.10	7/21/2011
Titanium	EPA 200.7	<0.10	mg/L	0.10	7/21/2011
Vanadium	EPA 200.7	<0.010	mg/L	0.010	7/21/2011
Zinc	EPA 200.7	0.023	mg/L	0.010	7/21/2011
Mercury	EPA 200.8	<0.00010	mg/L	0.00010	7/21/2011
Antimony	EPA 200.8	<0.0025	mg/L	0.0025	7/21/2011
Arsenic	EPA 200.8	<0.0050	mg/L	0.0050	7/21/2011
Lead	EPA 200.8	<0.0025	mg/L	0.0025	7/21/2011
Selenium	EPA 200.8	<0.0050	mg/L	0.0050	7/21/2011
Thallium	EPA 200.8	<0.0010	mg/L	0.0010	7/21/2011
Uranium	EPA 200.8	<0.010	mg/L	0.010	8/2/2011
Anions	Calculation	0.56	meq/L	0.10	
Cations	Calculation	0.50	meq/L	0.10	
Error	Calculation	5.9	%	1.0	

Customer Sample ID: SRK 0866 WK:24 **Collect Date/Time:** 7/15/2011 09:00
WETLAB Sample ID: 1107281-019 **Receive Date:** 7/15/2011 13:35

PROFILE II

Parameter	Method	Results	Units	Reporting Limit	Date Analyzed

Customer Sample ID: SRK 0867 WK:24 **Collect Date/Time:** 7/15/2011 09:00
WETLAB Sample ID: 1107281-020 **Receive Date:** 7/15/2011 13:35

PROFILE II

Parameter	Method	Results	Units	Reporting Limit	Date Analyzed
pH	SM 4500-H+ B	6.92	pH Units		7/15/2011
Bicarbonate (HCO3)	SM 2320B	16	mg/L	1.0	7/15/2011
Carbonate (CO3)	SM 2320B	<1.0	mg/L	1.0	7/15/2011
Hydroxide (OH)	SM 2320B	<1.0	mg/L	1.0	7/15/2011
Total Alkalinity	SM 2320B	13	mg/L as CaCO3	1.0	7/15/2011
Chloride	EPA 300.0	<1.00	mg/L	1.00	7/16/2011
Fluoride	EPA 300.0	0.92	mg/L	0.10	7/16/2011
Sulfate	EPA 300.0	37	mg/L	1.0	7/16/2011
Nitrate Nitrogen	EPA 300.0	<1.0	mg/L	1.0	7/16/2011
Nitrite Nitrogen	EPA 300.0	<0.025	mg/L	0.025	7/16/2011
Total Dissolved Solids (TDS)	SM 2540C	69	mg/L	10	7/18/2011
Aluminum	EPA 200.7	<0.045	mg/L	0.045	7/21/2011
Barium	EPA 200.7	0.012	mg/L	0.010	7/21/2011
Beryllium	EPA 200.7	<0.0010	mg/L	0.0010	7/21/2011
Bismuth	EPA 200.7	<0.10	mg/L	0.10	7/21/2011
Boron	EPA 200.7	<0.10	mg/L	0.10	7/21/2011
Cadmium	EPA 200.7	<0.0010	mg/L	0.0010	7/21/2011
Calcium	EPA 200.7	18	mg/L	0.50	7/21/2011
Chromium	EPA 200.7	<0.0050	mg/L	0.0050	7/21/2011
Cobalt	EPA 200.7	<0.010	mg/L	0.010	7/21/2011
Copper	EPA 200.7	<0.050	mg/L	0.050	7/21/2011
Gallium	EPA 200.7	<0.10	mg/L	0.10	7/21/2011
Iron	EPA 200.7	<0.010	mg/L	0.010	7/21/2011
Lithium	EPA 200.7	<0.10	mg/L	0.10	7/21/2011
Magnesium	EPA 200.7	1.4	mg/L	0.50	7/21/2011
Manganese	EPA 200.7	0.012	mg/L	0.0050	7/21/2011
Molybdenum	EPA 200.7	0.019	mg/L	0.010	7/21/2011
Nickel	EPA 200.7	<0.010	mg/L	0.010	7/21/2011
Phosphorus	EPA 200.7	<0.50	mg/L	0.50	7/21/2011
Potassium	EPA 200.7	0.73	mg/L	0.50	7/21/2011
Scandium	EPA 200.7	<0.10	mg/L	0.10	7/21/2011
Silver	EPA 200.7	<0.0050	mg/L	0.0050	7/21/2011
Sodium	EPA 200.7	<0.50	mg/L	0.50	7/21/2011
Strontium	EPA 200.7	<0.10	mg/L	0.10	7/21/2011
Tin	EPA 200.7	<0.10	mg/L	0.10	7/21/2011

Customer Sample ID: SRK 0867 WK:24 **Collect Date/Time:** 7/15/2011 09:00
WETLAB Sample ID: 1107281-020 **Receive Date:** 7/15/2011 13:35

PROFILE II

Parameter	Method	Results	Units	Reporting Limit	Date Analyzed
Titanium	EPA 200.7	<0.10	mg/L	0.10	7/21/2011
Vanadium	EPA 200.7	<0.010	mg/L	0.010	7/21/2011
Zinc	EPA 200.7	0.020	mg/L	0.010	7/21/2011
Mercury	EPA 200.8	<0.00010	mg/L	0.00010	7/21/2011
Antimony	EPA 200.8	0.0066	mg/L	0.0025	7/21/2011
Arsenic	EPA 200.8	<0.0050	mg/L	0.0050	7/21/2011
Lead	EPA 200.8	<0.0025	mg/L	0.0025	7/21/2011
Selenium	EPA 200.8	<0.0050	mg/L	0.0050	7/21/2011
Thallium	EPA 200.8	<0.0010	mg/L	0.0010	7/21/2011
Uranium	EPA 200.8	<0.010	mg/L	0.010	8/2/2011
Anions	Calculation	1.08	meq/L	0.10	
Cations	Calculation	1.03	meq/L	0.10	
Error	Calculation	2.3	%	1.0	

Customer Sample ID: SRK 0872 WK:24 **Collect Date/Time:** 7/15/2011 09:00
WETLAB Sample ID: 1107281-021 **Receive Date:** 7/15/2011 13:35

PROFILE II

Parameter	Method	Results	Units	Reporting Limit	Date Analyzed
pH	SM 4500-H+ B	7.07	pH Units		7/15/2011
Bicarbonate (HCO3)	SM 2320B	26	mg/L	1.0	7/15/2011
Carbonate (CO3)	SM 2320B	<1.0	mg/L	1.0	7/15/2011
Hydroxide (OH)	SM 2320B	<1.0	mg/L	1.0	7/15/2011
Total Alkalinity	SM 2320B	21	mg/L as CaCO3	1.0	7/15/2011
Chloride	EPA 300.0	<1.00	mg/L	1.00	7/16/2011
Fluoride	EPA 300.0	0.57	mg/L	0.10	7/16/2011
Sulfate	EPA 300.0	63	mg/L	1.0	7/16/2011
Nitrate Nitrogen	EPA 300.0	<1.0	mg/L	1.0	7/16/2011
Nitrite Nitrogen	EPA 300.0	<0.025	mg/L	0.025	7/16/2011
Total Dissolved Solids (TDS)	SM 2540C	130	mg/L	10	7/18/2011
Aluminum	EPA 200.7	<0.045	mg/L	0.045	7/21/2011
Barium	EPA 200.7	0.015	mg/L	0.010	7/21/2011
Beryllium	EPA 200.7	<0.0010	mg/L	0.0010	7/21/2011
Bismuth	EPA 200.7	<0.10	mg/L	0.10	7/21/2011
Boron	EPA 200.7	<0.10	mg/L	0.10	7/21/2011
Cadmium	EPA 200.7	<0.0010	mg/L	0.0010	7/21/2011
Calcium	EPA 200.7	33	mg/L	0.50	7/21/2011
Chromium	EPA 200.7	<0.0050	mg/L	0.0050	7/21/2011
Cobalt	EPA 200.7	<0.010	mg/L	0.010	7/21/2011
Copper	EPA 200.7	<0.050	mg/L	0.050	7/21/2011
Gallium	EPA 200.7	<0.10	mg/L	0.10	7/21/2011

Customer Sample ID: SRK 0872 WK:24 **Collect Date/Time:** 7/15/2011 09:00

WETLAB Sample ID: 1107281-021 **Receive Date:** 7/15/2011 13:35

PROFILE II

Parameter	Method	Results	Units	Reporting Limit	Date Analyzed
Iron	EPA 200.7	<0.010	mg/L	0.010	7/21/2011
Lithium	EPA 200.7	<0.10	mg/L	0.10	7/21/2011
Magnesium	EPA 200.7	0.67	mg/L	0.50	7/21/2011
Manganese	EPA 200.7	0.022	mg/L	0.0050	7/21/2011
Molybdenum	EPA 200.7	0.21	mg/L	0.010	7/21/2011
Nickel	EPA 200.7	<0.010	mg/L	0.010	7/21/2011
Phosphorus	EPA 200.7	<0.50	mg/L	0.50	7/21/2011
Potassium	EPA 200.7	<0.50	mg/L	0.50	7/21/2011
Scandium	EPA 200.7	<0.10	mg/L	0.10	7/21/2011
Silver	EPA 200.7	<0.0050	mg/L	0.0050	7/21/2011
Sodium	EPA 200.7	<0.50	mg/L	0.50	7/21/2011
Strontium	EPA 200.7	<0.10	mg/L	0.10	7/21/2011
Tin	EPA 200.7	<0.10	mg/L	0.10	7/21/2011
Titanium	EPA 200.7	<0.10	mg/L	0.10	7/21/2011
Vanadium	EPA 200.7	<0.010	mg/L	0.010	7/21/2011
Zinc	EPA 200.7	0.038	mg/L	0.010	7/21/2011
Mercury	EPA 200.8	<0.00010	mg/L	0.00010	7/21/2011
Antimony	EPA 200.8	<0.0025	mg/L	0.0025	7/21/2011
Arsenic	EPA 200.8	<0.0050	mg/L	0.0050	7/21/2011
Lead	EPA 200.8	<0.0025	mg/L	0.0025	7/21/2011
Selenium	EPA 200.8	<0.0050	mg/L	0.0050	7/21/2011
Thallium	EPA 200.8	<0.0010	mg/L	0.0010	7/21/2011
Uranium	EPA 200.8	<0.010	mg/L	0.010	8/2/2011
Anions	Calculation	1.77	meq/L	0.10	
Cations	Calculation	1.70	meq/L	0.10	
Error	Calculation	1.8	%	1.0	

Western Environmental Testing Laboratory
QC Report

QCBatchID	QCType	Parameter	Method	Result	Units
QC11070482	Blank 1	Fluoride	EPA 300.0	<0.10	mg/L
QC11070482	Blank 2	Fluoride	EPA 300.0	<0.10	mg/L
QC11070482	Blank 3	Fluoride	EPA 300.0	<0.10	mg/L
QC11070483	Blank 1	Fluoride	EPA 300.0	<0.10	mg/L
QC11070483	Blank 2	Fluoride	EPA 300.0	<0.10	mg/L
QC11070485	Blank 1	Chloride	EPA 300.0	<1.0	mg/L
QC11070485	Blank 2	Chloride	EPA 300.0	<1.0	mg/L
QC11070485	Blank 3	Chloride	EPA 300.0	<1.0	mg/L
QC11070486	Blank 1	Chloride	EPA 300.0	<1.0	mg/L
QC11070486	Blank 2	Chloride	EPA 300.0	<1.0	mg/L
QC11070488	Blank 1	Nitrite Nitrogen	EPA 300.0	<0.025	mg/L
QC11070488	Blank 2	Nitrite Nitrogen	EPA 300.0	<0.025	mg/L
QC11070488	Blank 3	Nitrite Nitrogen	EPA 300.0	<0.025	mg/L
QC11070489	Blank 1	Nitrite Nitrogen	EPA 300.0	<0.025	mg/L
QC11070489	Blank 2	Nitrite Nitrogen	EPA 300.0	<0.025	mg/L
QC11070491	Blank 1	Nitrate Nitrogen	EPA 300.0	<1.0	mg/L
QC11070491	Blank 2	Nitrate Nitrogen	EPA 300.0	<1.0	mg/L
QC11070491	Blank 3	Nitrate Nitrogen	EPA 300.0	<1.0	mg/L
QC11070492	Blank 1	Nitrate Nitrogen	EPA 300.0	<1.0	mg/L
QC11070492	Blank 2	Nitrate Nitrogen	EPA 300.0	<1.0	mg/L
QC11070494	Blank 1	Sulfate	EPA 300.0	<1.0	mg/L
QC11070494	Blank 2	Sulfate	EPA 300.0	<1.0	mg/L
QC11070494	Blank 3	Sulfate	EPA 300.0	<1.0	mg/L
QC11070495	Blank 1	Sulfate	EPA 300.0	<1.0	mg/L
QC11070495	Blank 2	Sulfate	EPA 300.0	<1.0	mg/L
QC11070611	Blank 1	Total Dissolved Solids (TDS)	SM 2540C	<10	mg/L
QC11070611	Blank 2	Total Dissolved Solids (TDS)	SM 2540C	<10	mg/L
QC11070628	Blank 1	Aluminum	EPA 200.7	<0.045	mg/L
		Barium	EPA 200.7	<0.010	mg/L
		Beryllium	EPA 200.7	<0.0010	mg/L
		Bismuth	EPA 200.7	<0.10	mg/L
		Boron	EPA 200.7	<0.10	mg/L
		Cadmium	EPA 200.7	<0.0010	mg/L
		Calcium	EPA 200.7	<0.50	mg/L
		Chromium	EPA 200.7	<0.0050	mg/L
		Cobalt	EPA 200.7	<0.010	mg/L
		Copper	EPA 200.7	<0.050	mg/L
		Gallium	EPA 200.7	<0.10	mg/L
		Iron	EPA 200.7	<0.010	mg/L
		Lithium	EPA 200.7	<0.10	mg/L
		Magnesium	EPA 200.7	<0.50	mg/L
		Manganese	EPA 200.7	<0.0050	mg/L
		Molybdenum	EPA 200.7	<0.010	mg/L
		Nickel	EPA 200.7	<0.010	mg/L
		Phosphorus	EPA 200.7	<0.50	mg/L
		Potassium	EPA 200.7	<0.50	mg/L
		Scandium	EPA 200.7	<0.10	mg/L
		Silver	EPA 200.7	<0.0050	mg/L
		Sodium	EPA 200.7	<0.50	mg/L
		Strontium	EPA 200.7	<0.10	mg/L

QCBatchID	QCType	Parameter	Method	Result	Units
		Tin	EPA 200.7	<0.10	mg/L
		Titanium	EPA 200.7	<0.10	mg/L
		Vanadium	EPA 200.7	<0.010	mg/L
		Zinc	EPA 200.7	<0.010	mg/L
QC11070629	Blank 1	Aluminum	EPA 200.7	<0.045	mg/L
		Barium	EPA 200.7	<0.010	mg/L
		Beryllium	EPA 200.7	<0.0010	mg/L
		Bismuth	EPA 200.7	<0.10	mg/L
		Boron	EPA 200.7	<0.10	mg/L
		Cadmium	EPA 200.7	<0.0010	mg/L
		Calcium	EPA 200.7	<0.50	mg/L
		Chromium	EPA 200.7	<0.0050	mg/L
		Cobalt	EPA 200.7	<0.010	mg/L
		Copper	EPA 200.7	<0.050	mg/L
		Gallium	EPA 200.7	<0.10	mg/L
		Iron	EPA 200.7	<0.010	mg/L
		Lithium	EPA 200.7	<0.10	mg/L
		Magnesium	EPA 200.7	<0.50	mg/L
		Manganese	EPA 200.7	<0.0050	mg/L
		Molybdenum	EPA 200.7	<0.010	mg/L
		Nickel	EPA 200.7	<0.010	mg/L
		Phosphorus	EPA 200.7	<0.50	mg/L
		Potassium	EPA 200.7	<0.50	mg/L
		Scandium	EPA 200.7	<0.10	mg/L
		Silver	EPA 200.7	<0.0050	mg/L
		Sodium	EPA 200.7	<0.50	mg/L
		Strontium	EPA 200.7	<0.10	mg/L
		Tin	EPA 200.7	<0.10	mg/L
		Titanium	EPA 200.7	<0.10	mg/L
		Vanadium	EPA 200.7	<0.010	mg/L
		Zinc	EPA 200.7	<0.010	mg/L
QC11070633	Blank 1	Mercury	EPA 200.8	<0.00010	mg/L
		Antimony	EPA 200.8	<0.0025	mg/L
		Arsenic	EPA 200.8	<0.0050	mg/L
		Lead	EPA 200.8	<0.0025	mg/L
		Selenium	EPA 200.8	<0.0050	mg/L
		Thallium	EPA 200.8	<0.0010	mg/L
		Uranium	EPA 200.8	<0.010	mg/L
QC11070634	Blank 1	Mercury	EPA 200.8	<0.00010	mg/L
		Antimony	EPA 200.8	<0.0025	mg/L
		Arsenic	EPA 200.8	<0.0050	mg/L
		Lead	EPA 200.8	<0.0025	mg/L
		Selenium	EPA 200.8	<0.0050	mg/L
		Thallium	EPA 200.8	<0.0010	mg/L
		Uranium	EPA 200.8	<0.010	mg/L
QC11070639	Blank 1	Aluminum	EPA 200.7	<0.045	mg/L
		Barium	EPA 200.7	<0.010	mg/L
		Beryllium	EPA 200.7	<0.0010	mg/L
		Bismuth	EPA 200.7	<0.10	mg/L
		Boron	EPA 200.7	<0.10	mg/L
		Cadmium	EPA 200.7	<0.0010	mg/L
		Calcium	EPA 200.7	<0.50	mg/L
		Chromium	EPA 200.7	<0.0050	mg/L
		Cobalt	EPA 200.7	<0.010	mg/L
		Copper	EPA 200.7	<0.050	mg/L
		Gallium	EPA 200.7	<0.10	mg/L

QCBatchID	QCType	Parameter	Method	Result	Units
		Iron	EPA 200.7	<0.010	mg/L
		Lithium	EPA 200.7	<0.10	mg/L
		Magnesium	EPA 200.7	<0.50	mg/L
		Manganese	EPA 200.7	<0.0050	mg/L
		Molybdenum	EPA 200.7	<0.010	mg/L
		Nickel	EPA 200.7	<0.010	mg/L
		Phosphorus	EPA 200.7	<0.50	mg/L
		Potassium	EPA 200.7	<0.50	mg/L
		Scandium	EPA 200.7	<0.10	mg/L
		Silver	EPA 200.7	<0.0050	mg/L
		Sodium	EPA 200.7	<0.50	mg/L
		Strontium	EPA 200.7	<0.10	mg/L
		Tin	EPA 200.7	<0.10	mg/L
		Titanium	EPA 200.7	<0.10	mg/L
		Vanadium	EPA 200.7	<0.010	mg/L
		Zinc	EPA 200.7	<0.010	mg/L
QC11070640	Blank 1	Aluminum	EPA 200.7	<0.045	mg/L
		Barium	EPA 200.7	<0.010	mg/L
		Beryllium	EPA 200.7	<0.0010	mg/L
		Bismuth	EPA 200.7	<0.10	mg/L
		Boron	EPA 200.7	<0.10	mg/L
		Cadmium	EPA 200.7	<0.0010	mg/L
		Calcium	EPA 200.7	<0.50	mg/L
		Chromium	EPA 200.7	<0.0050	mg/L
		Cobalt	EPA 200.7	<0.010	mg/L
		Copper	EPA 200.7	<0.050	mg/L
		Gallium	EPA 200.7	<0.10	mg/L
		Iron	EPA 200.7	<0.010	mg/L
		Lithium	EPA 200.7	<0.10	mg/L
		Magnesium	EPA 200.7	<0.50	mg/L
		Manganese	EPA 200.7	<0.0050	mg/L
		Molybdenum	EPA 200.7	<0.010	mg/L
		Nickel	EPA 200.7	<0.010	mg/L
		Phosphorus	EPA 200.7	<0.50	mg/L
		Potassium	EPA 200.7	<0.50	mg/L
		Scandium	EPA 200.7	<0.10	mg/L
		Silver	EPA 200.7	<0.0050	mg/L
		Sodium	EPA 200.7	<0.50	mg/L
		Strontium	EPA 200.7	<0.10	mg/L
		Tin	EPA 200.7	<0.10	mg/L
		Titanium	EPA 200.7	<0.10	mg/L
		Vanadium	EPA 200.7	<0.010	mg/L
		Zinc	EPA 200.7	<0.010	mg/L
QC11070664	Blank 1	Mercury	EPA 200.8	<0.00010	mg/L
		Antimony	EPA 200.8	<0.0025	mg/L
		Arsenic	EPA 200.8	<0.0050	mg/L
		Lead	EPA 200.8	<0.0025	mg/L
		Selenium	EPA 200.8	<0.0050	mg/L
		Thallium	EPA 200.8	<0.0010	mg/L
		Uranium	EPA 200.8	<0.010	mg/L
QC11070665	Blank 1	Mercury	EPA 200.8	<0.00010	mg/L
		Antimony	EPA 200.8	<0.0025	mg/L
		Arsenic	EPA 200.8	<0.0050	mg/L
		Lead	EPA 200.8	<0.0025	mg/L
		Selenium	EPA 200.8	<0.0050	mg/L
		Thallium	EPA 200.8	<0.0010	mg/L

QCBatchID	QCType	Parameter	Method	Result	Units
		Uranium	EPA 200.8	<0.010	mg/L

QCBatchID	QCType	Parameter	Method	Result	Actual	% Recovery	Units
QC11070478	LCS 1	pH	SM 4500-H+ B	7.02	7.00	100	pH Units
QC11070478	LCS 2	pH	SM 4500-H+ B	7.02	7.00	100	pH Units
QC11070482	LCS 1	Fluoride	EPA 300.0	2.15	2.00	107	mg/L
QC11070483	LCS 1	Fluoride	EPA 300.0	2.15	2.00	107	mg/L
QC11070485	LCS 1	Chloride	EPA 300.0	10.3	10.0	103	mg/L
QC11070486	LCS 1	Chloride	EPA 300.0	10.3	10.0	103	mg/L
QC11070488	LCS 1	Nitrite Nitrogen	EPA 300.0	0.528	0.500	106	mg/L
QC11070489	LCS 1	Nitrite Nitrogen	EPA 300.0	0.528	0.500	106	mg/L
QC11070491	LCS 1	Nitrate Nitrogen	EPA 300.0	2.01	2.00	101	mg/L
QC11070492	LCS 1	Nitrate Nitrogen	EPA 300.0	2.01	2.00	101	mg/L
QC11070494	LCS 1	Sulfate	EPA 300.0	26.3	25.0	105	mg/L
QC11070495	LCS 1	Sulfate	EPA 300.0	26.3	25.0	105	mg/L
QC11070498	LCS 1	Alkalinity	SM 2320B	95.7	100	96	mg/L
QC11070498	LCS 2	Alkalinity	SM 2320B	94.4	100	94	mg/L
QC11070611	LCS 1	Total Dissolved Solids (TDS)	SM 2540C	139	150	92	mg/L
QC11070611	LCS 2	Total Dissolved Solids (TDS)	SM 2540C	140	150	93	mg/L
QC11070628	LCS 1	Aluminum	EPA 200.7	0.988	1.00	99	mg/L
		Barium	EPA 200.7	0.978	1.00	98	mg/L
		Beryllium	EPA 200.7	0.973	1.00	97	mg/L
		Bismuth	EPA 200.7	0.998	1.00	100	mg/L
		Boron	EPA 200.7	0.906	1.00	91	mg/L
		Cadmium	EPA 200.7	0.966	1.00	97	mg/L
		Calcium	EPA 200.7	9.95	10.0	100	mg/L
		Chromium	EPA 200.7	0.965	1.00	96	mg/L
		Cobalt	EPA 200.7	0.973	1.00	97	mg/L
		Copper	EPA 200.7	4.82	5.00	96	mg/L
		Gallium	EPA 200.7	0.961	1.00	96	mg/L
		Iron	EPA 200.7	0.996	1.00	100	mg/L
		Lithium	EPA 200.7	0.964	1.00	96	mg/L
		Magnesium	EPA 200.7	9.85	10.0	98	mg/L
		Manganese	EPA 200.7	0.971	1.00	97	mg/L
		Molybdenum	EPA 200.7	0.965	1.00	96	mg/L
		Nickel	EPA 200.7	4.86	5.00	97	mg/L
		Phosphorus	EPA 200.7	4.82	5.00	96	mg/L
		Potassium	EPA 200.7	10.1	10.0	101	mg/L
		Scandium	EPA 200.7	0.980	1.00	98	mg/L
		Silver	EPA 200.7	0.086	0.090	95	mg/L
		Sodium	EPA 200.7	9.97	10.0	100	mg/L
		Strontium	EPA 200.7	1.01	1.00	101	mg/L
		Tin	EPA 200.7	0.946	1.00	95	mg/L
		Titanium	EPA 200.7	1.00	1.00	100	mg/L
		Vanadium	EPA 200.7	0.973	1.00	97	mg/L
		Zinc	EPA 200.7	0.971	1.00	97	mg/L
QC11070629	LCS 1	Aluminum	EPA 200.7	0.988	1.00	99	mg/L
		Barium	EPA 200.7	0.978	1.00	98	mg/L
		Beryllium	EPA 200.7	0.973	1.00	97	mg/L
		Bismuth	EPA 200.7	0.998	1.00	100	mg/L
		Boron	EPA 200.7	0.906	1.00	91	mg/L
		Cadmium	EPA 200.7	0.966	1.00	97	mg/L
		Calcium	EPA 200.7	9.95	10.0	100	mg/L
		Chromium	EPA 200.7	0.965	1.00	96	mg/L
		Cobalt	EPA 200.7	0.973	1.00	97	mg/L
		Copper	EPA 200.7	4.82	5.00	96	mg/L

QCBatchID	QCType	Parameter	Method	Result	Actual	% Recovery	Units
		Gallium	EPA 200.7	0.961	1.00	96	mg/L
		Iron	EPA 200.7	0.996	1.00	100	mg/L
		Lithium	EPA 200.7	0.964	1.00	96	mg/L
		Magnesium	EPA 200.7	9.85	10.0	98	mg/L
		Manganese	EPA 200.7	0.971	1.00	97	mg/L
		Molybdenum	EPA 200.7	0.965	1.00	96	mg/L
		Nickel	EPA 200.7	4.86	5.00	97	mg/L
		Phosphorus	EPA 200.7	4.82	5.00	96	mg/L
		Potassium	EPA 200.7	10.1	10.0	101	mg/L
		Scandium	EPA 200.7	0.980	1.00	98	mg/L
		Silver	EPA 200.7	0.086	0.090	95	mg/L
		Sodium	EPA 200.7	9.97	10.0	100	mg/L
		Strontium	EPA 200.7	1.01	1.00	101	mg/L
		Tin	EPA 200.7	0.946	1.00	95	mg/L
		Titanium	EPA 200.7	1.00	1.00	100	mg/L
		Vanadium	EPA 200.7	0.973	1.00	97	mg/L
		Zinc	EPA 200.7	0.971	1.00	97	mg/L
QC11070633	LCS 1	Mercury	EPA 200.8	0.001119	0.001	112	mg/L
		Antimony	EPA 200.8	0.0108	0.010	108	mg/L
		Arsenic	EPA 200.8	0.0509	0.050	102	mg/L
		Lead	EPA 200.8	0.0108	0.010	108	mg/L
		Selenium	EPA 200.8	0.0520	0.050	104	mg/L
		Thallium	EPA 200.8	0.0106	0.010	106	mg/L
		Uranium	EPA 200.8	0.0105	0.010	105	mg/L
QC11070634	LCS 1	Mercury	EPA 200.8	0.001119	0.001	112	mg/L
		Antimony	EPA 200.8	0.0108	0.010	108	mg/L
		Arsenic	EPA 200.8	0.0509	0.050	102	mg/L
		Lead	EPA 200.8	0.0108	0.010	108	mg/L
		Selenium	EPA 200.8	0.0520	0.050	104	mg/L
		Thallium	EPA 200.8	0.0106	0.010	106	mg/L
		Uranium	EPA 200.8	0.0105	0.010	105	mg/L
QC11070639	LCS 1	Aluminum	EPA 200.7	0.918	1.00	92	mg/L
		Barium	EPA 200.7	0.972	1.00	97	mg/L
		Beryllium	EPA 200.7	0.991	1.00	99	mg/L
		Bismuth	EPA 200.7	0.995	1.00	100	mg/L
		Boron	EPA 200.7	0.932	1.00	93	mg/L
		Cadmium	EPA 200.7	0.990	1.00	99	mg/L
		Calcium	EPA 200.7	10.0	10.0	100	mg/L
		Chromium	EPA 200.7	0.961	1.00	96	mg/L
		Cobalt	EPA 200.7	0.987	1.00	99	mg/L
		Copper	EPA 200.7	4.62	5.00	92	mg/L
		Gallium	EPA 200.7	0.941	1.00	94	mg/L
		Iron	EPA 200.7	0.992	1.00	99	mg/L
		Lithium	EPA 200.7	0.970	1.00	97	mg/L
		Magnesium	EPA 200.7	10.1	10.0	101	mg/L
		Manganese	EPA 200.7	0.960	1.00	96	mg/L
		Molybdenum	EPA 200.7	0.984	1.00	98	mg/L
		Nickel	EPA 200.7	4.94	5.00	99	mg/L
		Phosphorus	EPA 200.7	5.04	5.00	101	mg/L
		Potassium	EPA 200.7	10.0	10.0	100	mg/L
		Scandium	EPA 200.7	0.963	1.00	96	mg/L
		Silver	EPA 200.7	0.085	0.090	94	mg/L
		Sodium	EPA 200.7	9.71	10.0	97	mg/L
		Strontium	EPA 200.7	1.00	1.00	100	mg/L
		Tin	EPA 200.7	0.979	1.00	98	mg/L
		Titanium	EPA 200.7	0.988	1.00	99	mg/L

QCBatchID	QCType	Parameter	Method	Result	Actual	% Recovery	Units
		Vanadium	EPA 200.7	0.964	1.00	96	mg/L
		Zinc	EPA 200.7	1.02	1.00	102	mg/L
QC11070640	LCS 1	Aluminum	EPA 200.7	0.918	1.00	92	mg/L
		Barium	EPA 200.7	0.972	1.00	97	mg/L
		Beryllium	EPA 200.7	0.991	1.00	99	mg/L
		Bismuth	EPA 200.7	0.995	1.00	100	mg/L
		Boron	EPA 200.7	0.932	1.00	93	mg/L
		Cadmium	EPA 200.7	0.990	1.00	99	mg/L
		Calcium	EPA 200.7	10.0	10.0	100	mg/L
		Chromium	EPA 200.7	0.961	1.00	96	mg/L
		Cobalt	EPA 200.7	0.987	1.00	99	mg/L
		Copper	EPA 200.7	4.62	5.00	92	mg/L
		Gallium	EPA 200.7	0.941	1.00	94	mg/L
		Iron	EPA 200.7	0.992	1.00	99	mg/L
		Lithium	EPA 200.7	0.970	1.00	97	mg/L
		Magnesium	EPA 200.7	10.1	10.0	101	mg/L
		Manganese	EPA 200.7	0.960	1.00	96	mg/L
		Molybdenum	EPA 200.7	0.984	1.00	98	mg/L
		Nickel	EPA 200.7	4.94	5.00	99	mg/L
		Phosphorus	EPA 200.7	5.04	5.00	101	mg/L
		Potassium	EPA 200.7	10.0	10.0	100	mg/L
		Scandium	EPA 200.7	0.963	1.00	96	mg/L
		Silver	EPA 200.7	0.085	0.090	94	mg/L
		Sodium	EPA 200.7	9.71	10.0	97	mg/L
		Strontium	EPA 200.7	1.00	1.00	100	mg/L
		Tin	EPA 200.7	0.979	1.00	98	mg/L
		Titanium	EPA 200.7	0.988	1.00	99	mg/L
		Vanadium	EPA 200.7	0.964	1.00	96	mg/L
		Zinc	EPA 200.7	1.02	1.00	102	mg/L
QC11070664	LCS 1	Mercury	EPA 200.8	0.001138	0.001	114	mg/L
		Antimony	EPA 200.8	0.0103	0.010	103	mg/L
		Arsenic	EPA 200.8	0.0512	0.050	102	mg/L
		Lead	EPA 200.8	0.0108	0.010	108	mg/L
		Selenium	EPA 200.8	0.0491	0.050	98	mg/L
		Thallium	EPA 200.8	0.0103	0.010	103	mg/L
		Uranium	EPA 200.8	0.0111	0.010	111	mg/L
QC11070665	LCS 1	Mercury	EPA 200.8	0.001138	0.001	114	mg/L
		Antimony	EPA 200.8	0.0103	0.010	103	mg/L
		Arsenic	EPA 200.8	0.0512	0.050	102	mg/L
		Lead	EPA 200.8	0.0108	0.010	108	mg/L
		Selenium	EPA 200.8	0.0491	0.050	98	mg/L
		Thallium	EPA 200.8	0.0103	0.010	103	mg/L
		Uranium	EPA 200.8	0.0111	0.010	111	mg/L

QCBatchID	QCType	Parameter	Method	Duplicate Sample	Sample Result	Duplicate Result	Units	RPD
QC11070478	Duplicate	pH	SM 4500-H+ B	1107278-001	3.29	3.30	pH Units	<1%
QC11070478	Duplicate	pH	SM 4500-H+ B	1107281-003	7.78	7.73	pH Units	1 %
QC11070478	Duplicate	pH	SM 4500-H+ B	1107283-001	2.60	2.60	pH Units	<1%
QC11070478	Duplicate	pH	SM 4500-H+ B	1107283-002	9.06	9.09	pH Units	<1%
QC11070498	Duplicate	Bicarbonate (HCO3)	SM 2320B	1107278-002	178	177	mg/L	1 %
		Carbonate (CO3)	SM 2320B	1107278-002	<1.000	<1.000	mg/L	<1%
		Hydroxide (OH)	SM 2320B	1107278-002	<1.000	<1.000	mg/L	<1%
		Total Alkalinity	SM 2320B	1107278-002	146	145	mg/L as CaCO3	1 %

QCBatchID	QCType	Parameter	Method	Duplicate Sample	Sample Result	Duplicate Result	Units	RPD
QC11070498	Duplicate	Bicarbonate (HCO3)	SM 2320B	1107281-003	66.0	64.2	mg/L	3 %
		Carbonate (CO3)	SM 2320B	1107281-003	<1.000	<1.000	mg/L	<1%
		Hydroxide (OH)	SM 2320B	1107281-003	<1.000	<1.000	mg/L	<1%
		Total Alkalinity	SM 2320B	1107281-003	54.1	52.6	mg/L as CaCO3	3 %
QC11070498	Duplicate	Bicarbonate (HCO3)	SM 2320B	1107281-013	47.8	47.9	mg/L	<1%
		Carbonate (CO3)	SM 2320B	1107281-013	<1.000	<1.000	mg/L	<1%
		Hydroxide (OH)	SM 2320B	1107281-013	<1.000	<1.000	mg/L	<1%
		Total Alkalinity	SM 2320B	1107281-013	39.2	39.3	mg/L as CaCO3	<1%
QC11070498	Duplicate	Bicarbonate (HCO3)	SM 2320B	1107283-002	30.1	26.1	mg/L	14 %
		Carbonate (CO3)	SM 2320B	1107283-002	13.9	15.1	mg/L	8 %
		Hydroxide (OH)	SM 2320B	1107283-002	<1.000	<1.000	mg/L	<1%
		Total Alkalinity	SM 2320B	1107283-002	47.8	46.5	mg/L as CaCO3	3 %
QC11070611	Duplicate	Total Dissolved Solids (TDS)	SM 2540C	1107275-001	2304	2336	mg/L	1 %
QC11070611	Duplicate	Total Dissolved Solids (TDS)	SM 2540C	1107278-006	509	512	mg/L	1 %
QC11070611	Duplicate	Total Dissolved Solids (TDS)	SM 2540C	1107281-008	123	132	mg/L	7 %
QC11070611	Duplicate	Total Dissolved Solids (TDS)	SM 2540C	1107281-018	40.0	41.0	mg/L	2 %

QCBatchID	QCType	Parameter	Method	Spike Sample	Sample Result		MS Result	MSD Result	Spike Value	Units	MS % Rec.	MSD % Rec.	RPD
QC11070482	MS 1	Fluoride	EPA 300.0	1107280-001	0.468		2.58	2.59	2.00	mg/L	106	106	<1%
QC11070482	MS 2	Fluoride	EPA 300.0	1107281-009	1.45		3.42	3.42	2.00	mg/L	99	99	<1%
QC11070483	MS 1	Fluoride	EPA 300.0	1107281-019	0.698		2.77	2.79	2.00	mg/L	103	105	1 %
QC11070485	MS 1	Chloride	EPA 300.0	1107280-001	<1.000		5.32	5.35	5.00	mg/L	105	106	1 %
QC11070485	MS 2	Chloride	EPA 300.0	1107281-009	<1.000		5.32	5.35	5.00	mg/L	105	105	1 %
QC11070486	MS 1	Chloride	EPA 300.0	1107281-019	<1.000		5.33	5.37	5.00	mg/L	105	106	1 %
QC11070488	MS 1	Nitrite Nitrogen	EPA 300.0	1107280-001	<0.025		0.531	0.532	0.500	mg/L	106	106	<1%
QC11070488	MS 2	Nitrite Nitrogen	EPA 300.0	1107281-009	<0.025		0.527	0.530	0.500	mg/L	104	105	1 %
QC11070489	MS 1	Nitrite Nitrogen	EPA 300.0	1107281-019	<0.025		0.542	0.543	0.500	mg/L	106	106	<1%
QC11070491	MS 1	Nitrate Nitrogen	EPA 300.0	1107280-001	<1.000		2.07	2.08	2.00	mg/L	102	103	<1%
QC11070491	MS 2	Nitrate Nitrogen	EPA 300.0	1107281-009	<1.000		2.07	2.08	2.00	mg/L	102	103	<1%
QC11070492	MS 1	Nitrate Nitrogen	EPA 300.0	1107281-019	<1.000		2.12	2.12	2.00	mg/L	104	104	<1%
QC11070494	MS 1	Sulfate	EPA 300.0	1107280-001	14.9		25.2	25.2	10.0	mg/L	103	103	<1%
QC11070494	MS 2	Sulfate	EPA 300.0	1107281-009	38.8		48.1	48.2	10.0	mg/L	93	94	<1%
QC11070495	MS 1	Sulfate	EPA 300.0	1107281-019	20.5		30.4	30.4	10.0	mg/L	98	99	<1%
QC11070628	MS 1	Aluminum	EPA 200.7	1107275-001	<0.045		0.963	0.974	1.00	mg/L	92	94	1 %
		Barium	EPA 200.7	1107275-001	0.099		1.06	1.06	1.00	mg/L	96	96	<1%
		Beryllium	EPA 200.7	1107275-001	<0.001		0.993	0.988	1.00	mg/L	99	99	1 %
		Bismuth	EPA 200.7	1107275-001	<0.100		0.932	0.927	1.00	mg/L	93	93	1 %
		Boron	EPA 200.7	1107275-001	5.06	SC	6.37	6.32	1.00	mg/L	NC	NC	NC
		Cadmium	EPA 200.7	1107275-001	<0.001		0.970	0.964	1.00	mg/L	97	96	1 %
		Calcium	EPA 200.7	1107275-001	25.3		36.5	36.2	10.0	mg/L	112	109	1 %
		Chromium	EPA 200.7	1107275-001	<0.005		0.949	0.950	1.00	mg/L	95	95	<1%
		Cobalt	EPA 200.7	1107275-001	<0.010		0.956	0.954	1.00	mg/L	96	95	<1%
		Copper	EPA 200.7	1107275-001	<0.050		5.08	5.04	5.00	mg/L	102	101	1 %
		Gallium	EPA 200.7	1107275-001	<0.100		0.878	0.890	1.00	mg/L	88	89	1 %
		Iron	EPA 200.7	1107275-001	0.084		1.02	0.987	1.00	mg/L	94	90	3 %
		Lithium	EPA 200.7	1107275-001	1.57		2.72	2.71	1.00	mg/L	115	114	<1%
		Magnesium	EPA 200.7	1107275-001	0.802		10.7	10.4	10.0	mg/L	99	96	3 %
		Manganese	EPA 200.7	1107275-001	0.029		0.987	0.985	1.00	mg/L	96	96	<1%
		Molybdenum	EPA 200.7	1107275-001	<0.010		0.962	0.961	1.00	mg/L	97	97	<1%
		Nickel	EPA 200.7	1107275-001	<0.010		4.82	4.80	5.00	mg/L	96	96	<1%

QCBatchID	QCType	Parameter	Method	Spike Sample	Sample Result		MS Result	MSD Result	Spike Value	Units	MS % Rec.	MSD % Rec.	RPD
		Phosphorus	EPA 200.7	1107275-001	<0.500		5.14	5.06	5.00	mg/L	102	100	2 %
		Potassium	EPA 200.7	1107275-001	72.2	SC	89.9	89.7	10.0	mg/L	NC	NC	NC
		Scandium	EPA 200.7	1107275-001	<0.100		0.970	0.980	1.00	mg/L	97	98	1 %
		Silver	EPA 200.7	1107275-001	<0.005		0.089	0.089	0.090	mg/L	98	99	<1%
		Sodium	EPA 200.7	1107275-001	805	SC	862	850	10.0	mg/L	NC	NC	NC
		Strontium	EPA 200.7	1107275-001	1.27		2.30	2.28	1.00	mg/L	103	101	1 %
		Tin	EPA 200.7	1107275-001	<0.100		0.933	0.930	1.00	mg/L	96	95	<1%
		Titanium	EPA 200.7	1107275-001	<0.100		0.985	0.979	1.00	mg/L	98	98	1 %
		Vanadium	EPA 200.7	1107275-001	<0.010		0.974	0.976	1.00	mg/L	97	97	<1%
		Zinc	EPA 200.7	1107275-001	<0.010		1.00	0.992	1.00	mg/L	100	99	1 %
QC11070629	MS 1	Aluminum	EPA 200.7	1107275-003	<0.045		0.915	0.960	1.00	mg/L	88	92	5 %
		Barium	EPA 200.7	1107275-003	0.100		1.04	1.06	1.00	mg/L	94	96	2 %
		Beryllium	EPA 200.7	1107275-003	<0.001		0.980	1.00	1.00	mg/L	98	100	2 %
		Bismuth	EPA 200.7	1107275-003	<0.100		0.924	0.933	1.00	mg/L	93	94	1 %
		Boron	EPA 200.7	1107275-003	5.19		6.17	6.44	1.00	mg/L	98	125	4 %
		Cadmium	EPA 200.7	1107275-003	<0.001		0.960	0.979	1.00	mg/L	96	98	2 %
		Calcium	EPA 200.7	1107275-003	25.3		35.8	35.9	10.0	mg/L	105	106	<1%
		Chromium	EPA 200.7	1107275-003	<0.005		0.929	0.952	1.00	mg/L	93	95	2 %
		Cobalt	EPA 200.7	1107275-003	<0.010		0.947	0.961	1.00	mg/L	95	96	1 %
		Copper	EPA 200.7	1107275-003	<0.050		4.92	5.07	5.00	mg/L	98	101	3 %
		Gallium	EPA 200.7	1107275-003	<0.100		0.860	0.885	1.00	mg/L	86	88	3 %
		Iron	EPA 200.7	1107275-003	0.062		1.04	1.03	1.00	mg/L	98	97	1 %
		Lithium	EPA 200.7	1107275-003	1.62		2.75	2.74	1.00	mg/L	113	112	<1%
		Magnesium	EPA 200.7	1107275-003	0.890		10.7	10.6	10.0	mg/L	98	97	1 %
		Manganese	EPA 200.7	1107275-003	0.030		0.961	0.990	1.00	mg/L	93	96	3 %
		Molybdenum	EPA 200.7	1107275-003	<0.010		0.953	0.972	1.00	mg/L	96	97	2 %
		Nickel	EPA 200.7	1107275-003	<0.010		4.76	4.85	5.00	mg/L	95	97	2 %
		Phosphorus	EPA 200.7	1107275-003	<0.500		5.09	5.18	5.00	mg/L	100	102	2 %
		Potassium	EPA 200.7	1107275-003	74.1	SC	89.3	89.9	10.0	mg/L	NC	NC	NC
		Scandium	EPA 200.7	1107275-003	<0.100		0.953	0.977	1.00	mg/L	95	98	2 %
		Silver	EPA 200.7	1107275-003	<0.005		0.087	0.089	0.090	mg/L	97	99	2 %
		Sodium	EPA 200.7	1107275-003	830	SC	837	876	10.0	mg/L	NC	NC	NC
		Strontium	EPA 200.7	1107275-003	1.29		2.28	2.28	1.00	mg/L	99	99	<1%
		Tin	EPA 200.7	1107275-003	<0.100		0.914	0.931	1.00	mg/L	94	96	2 %
		Titanium	EPA 200.7	1107275-003	<0.100		0.979	0.978	1.00	mg/L	98	98	<1%
		Vanadium	EPA 200.7	1107275-003	<0.010		0.962	0.980	1.00	mg/L	96	98	2 %
		Zinc	EPA 200.7	1107275-003	<0.010		0.995	1.01	1.00	mg/L	100	101	1 %
QC11070633	MS 1	Mercury	EPA 200.8	1107275-001	0.000175		0.001358	0.001406	0.001	mg/L	118	123	3 %
		Antimony	EPA 200.8	1107275-001	0.0080		0.0184	0.0188	0.010	mg/L	104	108	2 %
		Arsenic	EPA 200.8	1107275-001	0.0169		0.0561	0.0551	0.050	mg/L	78	76	2 %
		Lead	EPA 200.8	1107275-001	<0.0025		0.0111	0.0114	0.010	mg/L	111	114	3 %
		Selenium	EPA 200.8	1107275-001	0.0058	M	0.0392	0.0365	0.050	mg/L	NC	NC	NC
		Thallium	EPA 200.8	1107275-001	0.0013		0.0122	0.0125	0.010	mg/L	109	112	2 %
		Uranium	EPA 200.8	1107275-001	<0.0100		0.0112	0.0113	0.010	mg/L	112	113	1 %
QC11070634	MS 1	Mercury	EPA 200.8	1107275-003	0.000316		0.001397	0.001492	0.001	mg/L	108	118	7 %
		Antimony	EPA 200.8	1107275-003	0.0080		0.0185	0.0185	0.010	mg/L	105	105	<1%
		Arsenic	EPA 200.8	1107275-003	0.0154		0.0518	0.0516	0.050	mg/L	73	72	<1%
		Lead	EPA 200.8	1107275-003	<0.0025		0.0114	0.0114	0.010	mg/L	114	114	<1%
		Selenium	EPA 200.8	1107275-003	<0.0050	M	0.0340	0.0324	0.050	mg/L	NC	NC	NC
		Thallium	EPA 200.8	1107275-003	0.0011		0.0120	0.0120	0.010	mg/L	109	109	<1%
		Uranium	EPA 200.8	1107275-003	<0.0100		0.0116	0.0117	0.010	mg/L	116	117	1 %
QC11070639	MS 1	Aluminum	EPA 200.7	1107319-001	0.107		1.12	1.20	1.00	mg/L	101	109	7 %
		Barium	EPA 200.7	1107319-001	0.244		1.18	1.21	1.00	mg/L	94	97	3 %
		Beryllium	EPA 200.7	1107319-001	<0.001		0.965	0.980	1.00	mg/L	96	98	2 %
		Bismuth	EPA 200.7	1107319-001	<0.100		0.941	0.955	1.00	mg/L	95	96	1 %

QCBatchID	QCType	Parameter	Method	Spike Sample	Sample Result		MS Result	MSD Result	Spike Value	Units	MS % Rec.	MSD % Rec.	RPD
		Boron	EPA 200.7	1107319-001	0.211		1.18	1.21	1.00	mg/L	97	100	3 %
		Cadmium	EPA 200.7	1107319-001	<0.001		0.961	0.972	1.00	mg/L	96	97	1 %
		Calcium	EPA 200.7	1107319-001	66.8		76.8	75.7	10.0	mg/L	100	89	1 %
		Chromium	EPA 200.7	1107319-001	<0.005		0.935	0.957	1.00	mg/L	93	96	2 %
		Cobalt	EPA 200.7	1107319-001	<0.010		0.948	0.961	1.00	mg/L	95	96	1 %
		Copper	EPA 200.7	1107319-001	<0.050		4.69	4.85	5.00	mg/L	94	97	3 %
		Gallium	EPA 200.7	1107319-001	<0.100		0.923	0.953	1.00	mg/L	92	95	3 %
		Iron	EPA 200.7	1107319-001	6.15	SC	7.46	7.48	1.00	mg/L	NC	NC	NC
		Lithium	EPA 200.7	1107319-001	<0.100		0.975	0.972	1.00	mg/L	96	96	<1%
		Magnesium	EPA 200.7	1107319-001	26.9		35.4	35.2	10.0	mg/L	85	83	1 %
		Manganese	EPA 200.7	1107319-001	0.367		1.29	1.33	1.00	mg/L	92	96	3 %
		Molybdenum	EPA 200.7	1107319-001	0.026		0.994	1.01	1.00	mg/L	97	98	2 %
		Nickel	EPA 200.7	1107319-001	<0.010		4.75	4.81	5.00	mg/L	95	96	1 %
		Phosphorus	EPA 200.7	1107319-001	<0.500		5.05	5.12	5.00	mg/L	99	100	1 %
		Potassium	EPA 200.7	1107319-001	4.47		14.9	15.0	10.0	mg/L	104	105	1 %
		Scandium	EPA 200.7	1107319-001	<0.100		0.946	0.974	1.00	mg/L	95	97	3 %
		Silver	EPA 200.7	1107319-001	<0.005		0.084	0.086	0.090	mg/L	94	96	2 %
		Sodium	EPA 200.7	1107319-001	61.9		71.0	71.4	10.0	mg/L	91	95	1 %
		Strontium	EPA 200.7	1107319-001	0.685		1.63	1.65	1.00	mg/L	94	96	1 %
		Tin	EPA 200.7	1107319-001	<0.100		0.917	0.929	1.00	mg/L	97	98	1 %
		Titanium	EPA 200.7	1107319-001	<0.100		1.00	1.01	1.00	mg/L	99	100	1 %
		Vanadium	EPA 200.7	1107319-001	0.028		0.987	1.01	1.00	mg/L	96	98	2 %
		Zinc	EPA 200.7	1107319-001	0.017		1.01	1.01	1.00	mg/L	99	99	<1%
QC11070640	MS 1	Aluminum	EPA 200.7	1107319-002	0.074		1.05	1.04	1.00	mg/L	98	97	1 %
		Barium	EPA 200.7	1107319-002	0.235		1.19	1.18	1.00	mg/L	96	94	1 %
		Beryllium	EPA 200.7	1107319-002	<0.001		0.973	0.978	1.00	mg/L	97	98	1 %
		Bismuth	EPA 200.7	1107319-002	<0.100		0.942	0.948	1.00	mg/L	96	96	1 %
		Boron	EPA 200.7	1107319-002	0.207		1.17	1.17	1.00	mg/L	96	96	<1%
		Cadmium	EPA 200.7	1107319-002	<0.001		0.968	0.961	1.00	mg/L	97	96	1 %
		Calcium	EPA 200.7	1107319-002	67.6		77.9	76.6	10.0	mg/L	103	90	2 %
		Chromium	EPA 200.7	1107319-002	<0.005		0.940	0.938	1.00	mg/L	94	94	<1%
		Cobalt	EPA 200.7	1107319-002	<0.010		0.962	0.957	1.00	mg/L	96	96	1 %
		Copper	EPA 200.7	1107319-002	<0.050		4.66	4.66	5.00	mg/L	93	93	<1%
		Gallium	EPA 200.7	1107319-002	<0.100		0.919	0.918	1.00	mg/L	92	92	<1%
		Iron	EPA 200.7	1107319-002	6.18	SC	7.55	7.40	1.00	mg/L	NC	NC	NC
		Lithium	EPA 200.7	1107319-002	<0.100		0.980	0.979	1.00	mg/L	96	96	<1%
		Magnesium	EPA 200.7	1107319-002	27.1		36.9	36.8	10.0	mg/L	98	97	<1%
		Manganese	EPA 200.7	1107319-002	0.354		1.30	1.30	1.00	mg/L	95	95	<1%
		Molybdenum	EPA 200.7	1107319-002	0.025		0.995	0.996	1.00	mg/L	97	97	<1%
		Nickel	EPA 200.7	1107319-002	<0.010		4.81	4.78	5.00	mg/L	96	96	1 %
		Phosphorus	EPA 200.7	1107319-002	<0.500		5.10	5.11	5.00	mg/L	101	101	<1%
		Potassium	EPA 200.7	1107319-002	4.47		15.0	14.9	10.0	mg/L	105	104	1 %
		Scandium	EPA 200.7	1107319-002	<0.100		0.950	0.957	1.00	mg/L	95	96	1 %
		Silver	EPA 200.7	1107319-002	<0.005		0.081	0.081	0.090	mg/L	91	91	<1%
		Sodium	EPA 200.7	1107319-002	63.2		73.4	72.0	10.0	mg/L	102	88	2 %
		Strontium	EPA 200.7	1107319-002	0.688		1.66	1.63	1.00	mg/L	97	94	2 %
		Tin	EPA 200.7	1107319-002	<0.100		0.938	0.939	1.00	mg/L	99	99	<1%
		Titanium	EPA 200.7	1107319-002	<0.100		1.00	0.991	1.00	mg/L	99	98	1 %
		Vanadium	EPA 200.7	1107319-002	0.028		0.990	0.987	1.00	mg/L	96	96	<1%
		Zinc	EPA 200.7	1107319-002	<0.010		1.02	1.01	1.00	mg/L	101	100	1 %
QC11070664	MS 1	Mercury	EPA 200.8	1107319-001	<0.00010		0.001225	0.001176	0.001	mg/L	122	118	4 %
		Antimony	EPA 200.8	1107319-001	<0.0025		0.0110	0.0109	0.010	mg/L	107	105	1 %
		Arsenic	EPA 200.8	1107319-001	0.0046		0.0596	0.0582	0.050	mg/L	110	107	2 %
		Lead	EPA 200.8	1107319-001	<0.0025		0.0117	0.0115	0.010	mg/L	114	112	2 %
		Selenium	EPA 200.8	1107319-001	<0.0050		0.0510	0.0498	0.050	mg/L	102	100	2 %

QCBatchID	QCType	Parameter	Method	Spike Sample	Sample Result	MS Result	MSD Result	Spike Value	Units	MS % Rec.	MSD % Rec.	RPD
		Thallium	EPA 200.8	1107319-001	<0.0010	0.0112	0.0109	0.010	mg/L	112	109	3 %
		Uranium	EPA 200.8	1107319-001	<0.0100	0.0153	0.0150	0.010	mg/L	119	116	2 %
QC11070665	MS 1	Mercury	EPA 200.8	1107319-002	<0.00010	0.001172	0.001181	0.001	mg/L	117	118	1 %
		Antimony	EPA 200.8	1107319-002	<0.0025	0.0105	0.0102	0.010	mg/L	102	99	3 %
		Arsenic	EPA 200.8	1107319-002	0.0037	0.0590	0.0554	0.050	mg/L	111	104	6 %
		Lead	EPA 200.8	1107319-002	<0.0025	0.0114	0.0113	0.010	mg/L	112	111	1 %
		Selenium	EPA 200.8	1107319-002	<0.0050	0.0488	0.0470	0.050	mg/L	97	93	4 %
		Thallium	EPA 200.8	1107319-002	<0.0010	0.0109	0.0106	0.010	mg/L	109	106	3 %
		Uranium	EPA 200.8	1107319-002	<0.0100	0.0144	0.0143	0.010	mg/L	117	117	1 %

WETLAB
WESTERN ENVIRONMENTAL TESTING LABORATORY
Specializing in Soil, Hazardous Waste and Water Analysis.
475 E. Greg Street #118 | Sparks, Nevada 89431
tel (775) 355-0202 | fax (775) 355-0817 | www.WETLaboratory.com

Lab Number 1107281
Report Due Date: 07/29/11
Page 1 of 2

Client McClelland Laboratories, Inc.
Address 1016 Greg Street
City, State & Zip Sparks, NV 89431
Contact Gene McClelland
Phone 775-356-1300
Collector's Name Robert
Fax 775-356-8917
Project Name
P.O. Number
Project Number 3438
Email mli@mettest.com

Billing Address (if different than Client Address):
Company
Address
City, State & Zip
Contact
Phone
Fax
Email

Fax Results Y N To: Client Billing
Email Results Y N To: Client Billing
Compliance Monitoring Y N
Fax Results to State EPA Y N

DW = Drinking Water
WW = Wastewater
SW = Surface Water
MW = Monitoring Well
SD = Solid
SO = Soil
HW = Hazardous Waste
OTHER:

SAMPLE ID/LOCATION		DATE	TIME			Profile II w/o Wad	Uranium								Spl. No.
604 562	Wk:24	7/15/11	9:00	WW	2	X	X								1
604 569															2
604 606															3
604 653															4
604 656															5
604 669															6
604 673															7
604 767															8
604 787															9
604 811															10
604 854															11
604 862															12

1107 281 1

Instructions/Comments/Special Requirements:

SAMPLE RECEIPT	DATE	TIME	Samples Relinquished By	Samples Received By
Temperature 24°C	7/15	13:35	A. Moreno	[illegible]
Custody Seals Intact? Y N None				
Number of Containers 42				

To the maximum extent permitted by law, the Client agrees to limit the liability of WETLAB for the Client's damages to the total compesation received, unless other agreements are made in writing. This limitation shall apply regardless of the cause of action or legal theory pled or asserted.

301.2E

WETLAB
WESTERN ENVIRONMENTAL TESTING LABORATORY
Specializing in Soil, Hazardous Waste and Water Analysis.
475 E. Greg Street #119 | Sparks, Nevada 89431
tel (775) 355-0202 | fax (775) 355-0817 | www.WETLaboratory.com

Lab Number 1107281
Report Due Date: 07/29/11
Page 2 of 2

Client McClelland Laboratories, Inc.
Address 1016 Greg Street
City, State & Zip Sparks, NV 89431
Contact Gene McClelland
Phone 775-356-1300 | Collector's Name Robert
Fax 775-356-8917 | Project Name
P.O. Number | Project Number 3438
Email mli@mettest.com

Billing Address (if different than Client Address):
Company
Address
City, State & Zip
Contact
Phone
Fax
Email

Fax Results Y N To: Client Billing
Email Results Y N To: Client Billing
Compliance Monitoring Y N
Fax Results to State EPA Y N

DW = Drinking Water
WW = Wastewater
SW = Surface Water
MW = Monitoring Well
SD = Solid
SO = Soil
HW = Hazardous Waste
OTHER:

SAMPLE ID/LOCATION		DATE	TIME			Profile II w/o Wad	Uranium								Spl. No.
604 867	Wk:24	7/15/11	9:00	WW	2	X	X								13
605 033															14
605 153															15
SRK 0854															16
SRK 0858															17
SRK 0864															18
SRK 0866															19
SRK 0867															20
SRK 0872															21

Instructions/Comments/Special Requirements:

SAMPLE RECEIPT	DATE	TIME	Samples Permitted by	Sample Received by
Temperature 24 °C	7/15	8:35	A. Moreno	ABeaup
Custody Seals Intact? Y N None				
Number of Containers 42				

To the maximum extent permitted by law, the Client agrees to limit the liability of WETLAB for the Client's damages to the total compesation received, unless other agreements are made in writing. This limitation shall apply regardless of the cause of action or legal theory pled or asserted.

301.2E

WETLAB
WESTERN ENVIRONMENTAL
TESTING LABORATORY

475 E. Greg Street #119 | Sparks, Nevada 89431 | tel (775) 355-0202 | fax (775) 355-0817 | www.WETLaboratory.com

7/6/2011

McClelland Laboratory
1016 Greg Street
Sparks, NV 89431
Attn: Gene McClelland

OrderID: *1106342*

Dear: Gene McClelland

This is to transmit the attached analytical report. The analytical data and information contained therein was generated using specified or selected methods contained in references, such as Standard Methods for the Examination of Water and Wastewater, 18th & 19th editions, Methods for Determination of Organic Compounds in Drinking Water, EPA-600/4-79-020, and Test Methods for Evaluation of Solid Waste, Physical/Chemical Methods (SW846) Third Edition.

The samples were received by WETLAB-Western Environmental Testing Laboratory in good condition on 6/17/2011. Additional comments are located on page 2 of this report.

If you should have any questions or comments regarding this report, please do not hesitate to call.

Sincerely,

Andy Smith
QA Manager

Western Environmental Testing Laboratory
Report Comments

McClelland Laboratory - 1106342

General Comments

None

Specific Comments

Due to the sample matrix it was necessary to analyze the following at a dilution:
1106342-013 Nitrite Nitrogen, Chloride
1106342-014 Molybdenum
1106342-015 Aluminum
1106342-017 Nitrite Nitrogen, Chloride, Cadmium
1106342-018 Potassium
1106342-021 Iron
The reporting limits have been adjusted accordingly.

Due to a laboratory oversight the analysis for Total Dissolved Solids (TDS) on samples 1106342-009, 015, 018, and 019 was performed past the EPA recommended holding time. We apologize for any inconvenience this may have caused.

Data Qualifier Legend

B – Blank contamination; Analyte detected above the method reporting limit in an associated blank

HT – Sample held beyond the accepted holding time

J – The reported value is between the laboratory method detection limit and the laboratory practical quantitation limit

M – Reported value is estimated; The sample matrix interfered with the analysis

N – There was insufficient sample available to perform a spike and/or duplicate on this analytical batch.

NC – Not calculated due to matrix interference

Q – Reported value is estimated; The value failed to meet QC criteria for either precision or accuracy

SA – Reported value was calculated using the method of Standard Additions.

SC – Spike recovery not calculated. Sample concentration >4X the spike amount; therefore, the spike could not be adequately recovered.

Western Environmental Testing Laboratory
Analytical Report

McClelland Laboratory
1016 Greg Street
Sparks, NV 89431
Attn: Gene McClelland
Phone: (775) 356-1300 **Fax:** (775) 356-8917
PO\Project: *3438*

Date Printed: 7/6/2011
OrderID: *1106342*

Customer Sample ID: 604 562 WK:20
WETLAB Sample ID: 1106342-001

Collect Date/Time: 6/17/2011 09:00
Receive Date: 6/17/2011 16:15

PROFILE II

Parameter	Method	Results	Units	Reporting Limit	Date Analyzed
pH	SM 4500-H+ B	7.83	pH Units		6/17/2011
Bicarbonate (HCO3)	SM 2320B	70	mg/L	1.0	6/17/2011
Carbonate (CO3)	SM 2320B	<1.0	mg/L	1.0	6/17/2011
Hydroxide (OH)	SM 2320B	<1.0	mg/L	1.0	6/17/2011
Total Alkalinity	SM 2320B	57	mg/L as CaCO3	1.0	6/17/2011
Chloride	EPA 300.0	<1.00	mg/L	1.00	6/17/2011
Fluoride	EPA 300.0	1.1	mg/L	0.10	6/17/2011
Sulfate	EPA 300.0	87 SC	mg/L	1.0	6/17/2011
Nitrate Nitrogen	EPA 300.0	<1.0	mg/L	1.0	6/17/2011
Nitrite Nitrogen	EPA 300.0	<0.025	mg/L	0.025	6/17/2011
Total Dissolved Solids (TDS)	SM 2540C	170	mg/L	10	6/21/2011
Aluminum	EPA 200.7	<0.045	mg/L	0.045	6/24/2011
Barium	EPA 200.7	0.021	mg/L	0.010	6/24/2011
Beryllium	EPA 200.7	<0.0010	mg/L	0.0010	6/24/2011
Bismuth	EPA 200.7	<0.10	mg/L	0.10	6/24/2011
Boron	EPA 200.7	<0.10	mg/L	0.10	6/24/2011
Cadmium	EPA 200.7	<0.0010	mg/L	0.0010	6/24/2011
Calcium	EPA 200.7	44	mg/L	0.50	6/24/2011
Chromium	EPA 200.7	<0.0050	mg/L	0.0050	6/24/2011
Cobalt	EPA 200.7	<0.010	mg/L	0.010	6/24/2011
Copper	EPA 200.7	<0.050	mg/L	0.050	6/24/2011
Gallium	EPA 200.7	<0.10	mg/L	0.10	6/24/2011
Iron	EPA 200.7	<0.010	mg/L	0.010	6/24/2011
Lithium	EPA 200.7	<0.10	mg/L	0.10	6/24/2011
Magnesium	EPA 200.7	7.5	mg/L	0.50	6/24/2011
Manganese	EPA 200.7	0.28	mg/L	0.0050	6/24/2011
Molybdenum	EPA 200.7	<0.010	mg/L	0.010	6/24/2011
Nickel	EPA 200.7	<0.010	mg/L	0.010	6/24/2011
Phosphorus	EPA 200.7	<0.50	mg/L	0.50	6/24/2011
Potassium	EPA 200.7	2.2	mg/L	0.50	6/24/2011

Customer Sample ID: 604 562 WK:20 **Collect Date/Time:** 6/17/2011 09:00
WETLAB Sample ID: 1106342-001 **Receive Date:** 6/17/2011 16:15

PROFILE II

Parameter	Method	Results	Units	Reporting Limit	Date Analyzed
Scandium	EPA 200.7	<0.10	mg/L	0.10	6/24/2011
Silver	EPA 200.7	<0.0050	mg/L	0.0050	6/24/2011
Sodium	EPA 200.7	0.54	mg/L	0.50	6/24/2011
Strontium	EPA 200.7	0.38	mg/L	0.10	6/24/2011
Tin	EPA 200.7	<0.10	mg/L	0.10	6/24/2011
Titanium	EPA 200.7	<0.10	mg/L	0.10	6/24/2011
Vanadium	EPA 200.7	0.014	mg/L	0.010	6/24/2011
Zinc	EPA 200.7	0.022	mg/L	0.010	6/24/2011
Mercury	EPA 200.8	<0.00010	mg/L	0.00010	6/21/2011
Antimony	EPA 200.8	<0.0025	mg/L	0.0025	6/23/2011
Arsenic	EPA 200.8	<0.0050	mg/L	0.0050	6/21/2011
Lead	EPA 200.8	0.0027	mg/L	0.0025	6/21/2011
Selenium	EPA 200.8	<0.0050	mg/L	0.0050	6/23/2011
Thallium	EPA 200.8	<0.0010	mg/L	0.0010	6/21/2011
Uranium	EPA 200.8	<0.010	mg/L	0.010	6/21/2011
Anions	Calculation	3.02	meq/L	0.10	
Cations	Calculation	2.90	meq/L	0.10	
Error	Calculation	1.9	%	1.0	

Customer Sample ID: 604 569 WK:20 **Collect Date/Time:** 6/17/2011 09:00
WETLAB Sample ID: 1106342-002 **Receive Date:** 6/17/2011 16:15

PROFILE II

Parameter	Method	Results	Units	Reporting Limit	Date Analyzed
pH	SM 4500-H+ B	7.76	pH Units		6/17/2011
Bicarbonate (HCO3)	SM 2320B	38	mg/L	1.0	6/17/2011
Carbonate (CO3)	SM 2320B	<1.0	mg/L	1.0	6/17/2011
Hydroxide (OH)	SM 2320B	<1.0	mg/L	1.0	6/17/2011
Total Alkalinity	SM 2320B	32	mg/L as CaCO3	1.0	6/17/2011
Chloride	EPA 300.0	<1.00	mg/L	1.00	6/18/2011
Fluoride	EPA 300.0	1.0	mg/L	0.10	6/18/2011
Sulfate	EPA 300.0	22	mg/L	1.0	6/18/2011
Nitrate Nitrogen	EPA 300.0	<1.0	mg/L	1.0	6/18/2011
Nitrite Nitrogen	EPA 300.0	<0.025	mg/L	0.025	6/18/2011
Total Dissolved Solids (TDS)	SM 2540C	56	mg/L	10	6/21/2011
Aluminum	EPA 200.7	0.069	mg/L	0.045	6/24/2011
Barium	EPA 200.7	<0.010	mg/L	0.010	6/24/2011
Beryllium	EPA 200.7	<0.0010	mg/L	0.0010	6/24/2011
Bismuth	EPA 200.7	<0.10	mg/L	0.10	6/24/2011
Boron	EPA 200.7	<0.10	mg/L	0.10	6/24/2011
Cadmium	EPA 200.7	<0.0010	mg/L	0.0010	6/24/2011

Customer Sample ID: 604 569 WK:20 **Collect Date/Time:** 6/17/2011 09:00
WETLAB Sample ID: 1106342-002 **Receive Date:** 6/17/2011 16:15

PROFILE II

Parameter	Method	Results	Units	Reporting Limit	Date Analyzed
Calcium	EPA 200.7	14	mg/L	0.50	6/24/2011
Chromium	EPA 200.7	<0.0050	mg/L	0.0050	6/24/2011
Cobalt	EPA 200.7	<0.010	mg/L	0.010	6/24/2011
Copper	EPA 200.7	<0.050	mg/L	0.050	6/24/2011
Gallium	EPA 200.7	<0.10	mg/L	0.10	6/24/2011
Iron	EPA 200.7	<0.010	mg/L	0.010	6/24/2011
Lithium	EPA 200.7	<0.10	mg/L	0.10	6/24/2011
Magnesium	EPA 200.7	3.4	mg/L	0.50	6/24/2011
Manganese	EPA 200.7	0.061	mg/L	0.0050	6/24/2011
Molybdenum	EPA 200.7	<0.010	mg/L	0.010	6/24/2011
Nickel	EPA 200.7	<0.010	mg/L	0.010	6/24/2011
Phosphorus	EPA 200.7	<0.50	mg/L	0.50	6/24/2011
Potassium	EPA 200.7	1.6	mg/L	0.50	6/24/2011
Scandium	EPA 200.7	<0.10	mg/L	0.10	6/24/2011
Silver	EPA 200.7	<0.0050	mg/L	0.0050	6/24/2011
Sodium	EPA 200.7	0.60	mg/L	0.50	6/24/2011
Strontium	EPA 200.7	0.10	mg/L	0.10	6/24/2011
Tin	EPA 200.7	<0.10	mg/L	0.10	6/24/2011
Titanium	EPA 200.7	<0.10	mg/L	0.10	6/24/2011
Vanadium	EPA 200.7	<0.010	mg/L	0.010	6/24/2011
Zinc	EPA 200.7	<0.010	mg/L	0.010	6/24/2011
Mercury	EPA 200.8	<0.00010	mg/L	0.00010	6/21/2011
Antimony	EPA 200.8	<0.0025	mg/L	0.0025	6/23/2011
Arsenic	EPA 200.8	<0.0050	mg/L	0.0050	6/21/2011
Lead	EPA 200.8	<0.0025	mg/L	0.0025	6/21/2011
Selenium	EPA 200.8	<0.0050	mg/L	0.0050	6/23/2011
Thallium	EPA 200.8	<0.0010	mg/L	0.0010	6/21/2011
Uranium	EPA 200.8	0.011	mg/L	0.010	6/21/2011
Anions	Calculation	1.13	meq/L	0.10	
Cations	Calculation	1.06	meq/L	0.10	
Error	Calculation	3.6	%	1.0	

Customer Sample ID: 604 606 WK:20 **Collect Date/Time:** 6/17/2011 09:00
WETLAB Sample ID: 1106342-003 **Receive Date:** 6/17/2011 16:15

PROFILE II

Parameter	Method	Results	Units	Reporting Limit	Date Analyzed
pH	SM 4500-H+ B	8.07	pH Units		6/17/2011
Bicarbonate (HCO3)	SM 2320B	69	mg/L	1.0	6/17/2011
Carbonate (CO3)	SM 2320B	<1.0	mg/L	1.0	6/17/2011
Hydroxide (OH)	SM 2320B	<1.0	mg/L	1.0	6/17/2011

Customer Sample ID: 604 606 WK:20 **Collect Date/Time:** 6/17/2011 09:00

WETLAB Sample ID: 1106342-003 **Receive Date:** 6/17/2011 16:15

PROFILE II

Parameter	Method	Results	Units	Reporting Limit	Date Analyzed
Total Alkalinity	SM 2320B	57	mg/L as CaCO3	1.0	6/17/2011
Chloride	EPA 300.0	<1.00	mg/L	1.00	6/18/2011
Fluoride	EPA 300.0	1.5	mg/L	0.10	6/18/2011
Sulfate	EPA 300.0	37	mg/L	1.0	6/18/2011
Nitrate Nitrogen	EPA 300.0	<1.0	mg/L	1.0	6/18/2011
Nitrite Nitrogen	EPA 300.0	<0.025	mg/L	0.025	6/18/2011
Total Dissolved Solids (TDS)	SM 2540C	94 Q	mg/L	10	6/21/2011
Aluminum	EPA 200.7	<0.045	mg/L	0.045	6/24/2011
Barium	EPA 200.7	0.038	mg/L	0.010	6/24/2011
Beryllium	EPA 200.7	<0.0010	mg/L	0.0010	6/24/2011
Bismuth	EPA 200.7	<0.10	mg/L	0.10	6/24/2011
Boron	EPA 200.7	<0.10	mg/L	0.10	6/24/2011
Cadmium	EPA 200.7	<0.0010	mg/L	0.0010	6/24/2011
Calcium	EPA 200.7	29	mg/L	0.50	6/24/2011
Chromium	EPA 200.7	<0.0050	mg/L	0.0050	6/24/2011
Cobalt	EPA 200.7	<0.010	mg/L	0.010	6/24/2011
Copper	EPA 200.7	<0.050	mg/L	0.050	6/24/2011
Gallium	EPA 200.7	<0.10	mg/L	0.10	6/24/2011
Iron	EPA 200.7	<0.010	mg/L	0.010	6/24/2011
Lithium	EPA 200.7	<0.10	mg/L	0.10	6/24/2011
Magnesium	EPA 200.7	5.0	mg/L	0.50	6/24/2011
Manganese	EPA 200.7	0.045	mg/L	0.0050	6/24/2011
Molybdenum	EPA 200.7	<0.010	mg/L	0.010	6/24/2011
Nickel	EPA 200.7	<0.010	mg/L	0.010	6/24/2011
Phosphorus	EPA 200.7	<0.50	mg/L	0.50	6/24/2011
Potassium	EPA 200.7	2.8	mg/L	0.50	6/24/2011
Scandium	EPA 200.7	<0.10	mg/L	0.10	6/24/2011
Silver	EPA 200.7	<0.0050	mg/L	0.0050	6/24/2011
Sodium	EPA 200.7	0.92	mg/L	0.50	6/24/2011
Strontium	EPA 200.7	0.27	mg/L	0.10	6/24/2011
Tin	EPA 200.7	<0.10	mg/L	0.10	6/24/2011
Titanium	EPA 200.7	<0.10	mg/L	0.10	6/24/2011
Vanadium	EPA 200.7	<0.010	mg/L	0.010	6/24/2011
Zinc	EPA 200.7	<0.010	mg/L	0.010	6/24/2011
Mercury	EPA 200.8	<0.00010	mg/L	0.00010	6/21/2011
Antimony	EPA 200.8	<0.0025	mg/L	0.0025	6/23/2011
Arsenic	EPA 200.8	<0.0050	mg/L	0.0050	6/21/2011
Lead	EPA 200.8	<0.0025	mg/L	0.0025	6/21/2011
Selenium	EPA 200.8	<0.0050	mg/L	0.0050	6/23/2011
Thallium	EPA 200.8	<0.0010	mg/L	0.0010	6/21/2011
Uranium	EPA 200.8	0.013	mg/L	0.010	6/21/2011

Customer Sample ID: 604 606 WK:20 **Collect Date/Time:** 6/17/2011 09:00
WETLAB Sample ID: 1106342-003 **Receive Date:** 6/17/2011 16:15

PROFILE II

Parameter	Method	Results	Units	Reporting Limit	Date Analyzed
Anions	Calculation	1.98	meq/L	0.10	
Cations	Calculation	1.97	meq/L	0.10	
Error	Calculation	<1.0	%	1.0	

Customer Sample ID: 604 653 WK:20 **Collect Date/Time:** 6/17/2011 09:00
WETLAB Sample ID: 1106342-004 **Receive Date:** 6/17/2011 16:15

PROFILE II

Parameter	Method	Results	Units	Reporting Limit	Date Analyzed
pH	SM 4500-H+ B	7.81	pH Units		6/17/2011
Bicarbonate (HCO3)	SM 2320B	40	mg/L	1.0	6/17/2011
Carbonate (CO3)	SM 2320B	<1.0	mg/L	1.0	6/17/2011
Hydroxide (OH)	SM 2320B	<1.0	mg/L	1.0	6/17/2011
Total Alkalinity	SM 2320B	33	mg/L as CaCO3	1.0	6/17/2011
Chloride	EPA 300.0	<1.00	mg/L	1.00	6/18/2011
Fluoride	EPA 300.0	1.0	mg/L	0.10	6/18/2011
Sulfate	EPA 300.0	55	mg/L	1.0	6/18/2011
Nitrate Nitrogen	EPA 300.0	<1.0	mg/L	1.0	6/18/2011
Nitrite Nitrogen	EPA 300.0	<0.025	mg/L	0.025	6/18/2011
Total Dissolved Solids (TDS)	SM 2540C	110	mg/L	10	6/21/2011
Aluminum	EPA 200.7	<0.045	mg/L	0.045	6/24/2011
Barium	EPA 200.7	0.044	mg/L	0.010	6/24/2011
Beryllium	EPA 200.7	<0.0010	mg/L	0.0010	6/24/2011
Bismuth	EPA 200.7	<0.10	mg/L	0.10	6/24/2011
Boron	EPA 200.7	<0.10	mg/L	0.10	6/24/2011
Cadmium	EPA 200.7	<0.0010	mg/L	0.0010	6/24/2011
Calcium	EPA 200.7	28	mg/L	0.50	6/24/2011
Chromium	EPA 200.7	<0.0050	mg/L	0.0050	6/24/2011
Cobalt	EPA 200.7	<0.010	mg/L	0.010	6/24/2011
Copper	EPA 200.7	<0.050	mg/L	0.050	6/24/2011
Gallium	EPA 200.7	<0.10	mg/L	0.10	6/24/2011
Iron	EPA 200.7	<0.010	mg/L	0.010	6/24/2011
Lithium	EPA 200.7	<0.10	mg/L	0.10	6/24/2011
Magnesium	EPA 200.7	2.9	mg/L	0.50	6/24/2011
Manganese	EPA 200.7	0.18	mg/L	0.0050	6/24/2011
Molybdenum	EPA 200.7	0.014	mg/L	0.010	6/24/2011
Nickel	EPA 200.7	<0.010	mg/L	0.010	6/24/2011
Phosphorus	EPA 200.7	<0.50	mg/L	0.50	6/24/2011
Potassium	EPA 200.7	2.5	mg/L	0.50	6/24/2011
Scandium	EPA 200.7	<0.10	mg/L	0.10	6/24/2011
Silver	EPA 200.7	<0.0050	mg/L	0.0050	6/24/2011

Customer Sample ID: 604 653 WK:20 **Collect Date/Time:** 6/17/2011 09:00
WETLAB Sample ID: 1106342-004 **Receive Date:** 6/17/2011 16:15

PROFILE II

Parameter	Method	Results	Units	Reporting Limit	Date Analyzed
Sodium	EPA 200.7	0.83	mg/L	0.50	6/24/2011
Strontium	EPA 200.7	0.19	mg/L	0.10	6/24/2011
Tin	EPA 200.7	<0.10	mg/L	0.10	6/24/2011
Titanium	EPA 200.7	<0.10	mg/L	0.10	6/24/2011
Vanadium	EPA 200.7	<0.010	mg/L	0.010	6/24/2011
Zinc	EPA 200.7	<0.010	mg/L	0.010	6/24/2011
Mercury	EPA 200.8	<0.00010	mg/L	0.00010	6/21/2011
Antimony	EPA 200.8	<0.0025	mg/L	0.0025	6/23/2011
Arsenic	EPA 200.8	<0.0050	mg/L	0.0050	6/21/2011
Lead	EPA 200.8	<0.0025	mg/L	0.0025	6/21/2011
Selenium	EPA 200.8	<0.0050	mg/L	0.0050	6/23/2011
Thallium	EPA 200.8	<0.0010	mg/L	0.0010	6/21/2011
Uranium	EPA 200.8	<0.010	mg/L	0.010	6/21/2011
Anions	Calculation	1.85	meq/L	0.10	
Cations	Calculation	1.74	meq/L	0.10	
Error	Calculation	3.1	%	1.0	

Customer Sample ID: 604 656 WK:20 **Collect Date/Time:** 6/17/2011 09:00
WETLAB Sample ID: 1106342-005 **Receive Date:** 6/17/2011 16:15

PROFILE II

Parameter	Method	Results	Units	Reporting Limit	Date Analyzed
pH	SM 4500-H+ B	8.15	pH Units		6/17/2011
Bicarbonate (HCO3)	SM 2320B	86	mg/L	1.0	6/17/2011
Carbonate (CO3)	SM 2320B	<1.0	mg/L	1.0	6/17/2011
Hydroxide (OH)	SM 2320B	<1.0	mg/L	1.0	6/17/2011
Total Alkalinity	SM 2320B	71	mg/L as CaCO3	1.0	6/17/2011
Chloride	EPA 300.0	<1.00	mg/L	1.00	6/18/2011
Fluoride	EPA 300.0	1.7	mg/L	0.10	6/18/2011
Sulfate	EPA 300.0	41	mg/L	1.0	6/18/2011
Nitrate Nitrogen	EPA 300.0	<1.0	mg/L	1.0	6/18/2011
Nitrite Nitrogen	EPA 300.0	<0.025	mg/L	0.025	6/18/2011
Total Dissolved Solids (TDS)	SM 2540C	120	mg/L	10	6/21/2011
Aluminum	EPA 200.7	<0.045	mg/L	0.045	6/24/2011
Barium	EPA 200.7	0.010	mg/L	0.010	6/24/2011
Beryllium	EPA 200.7	<0.0010	mg/L	0.0010	6/24/2011
Bismuth	EPA 200.7	<0.10	mg/L	0.10	6/24/2011
Boron	EPA 200.7	<0.10	mg/L	0.10	6/24/2011
Cadmium	EPA 200.7	<0.0010	mg/L	0.0010	6/24/2011
Calcium	EPA 200.7	31	mg/L	0.50	6/24/2011
Chromium	EPA 200.7	<0.0050	mg/L	0.0050	6/24/2011

Customer Sample ID: 604 656 WK:20 **Collect Date/Time:** 6/17/2011 09:00
WETLAB Sample ID: 1106342-005 **Receive Date:** 6/17/2011 16:15

PROFILE II

Parameter	Method	Results	Units	Reporting Limit	Date Analyzed
Cobalt	EPA 200.7	<0.010	mg/L	0.010	6/24/2011
Copper	EPA 200.7	<0.050	mg/L	0.050	6/24/2011
Gallium	EPA 200.7	<0.10	mg/L	0.10	6/24/2011
Iron	EPA 200.7	<0.010	mg/L	0.010	6/24/2011
Lithium	EPA 200.7	<0.10	mg/L	0.10	6/24/2011
Magnesium	EPA 200.7	6.0	mg/L	0.50	6/24/2011
Manganese	EPA 200.7	0.079	mg/L	0.0050	6/24/2011
Molybdenum	EPA 200.7	0.045	mg/L	0.010	6/24/2011
Nickel	EPA 200.7	<0.010	mg/L	0.010	6/24/2011
Phosphorus	EPA 200.7	<0.50	mg/L	0.50	6/24/2011
Potassium	EPA 200.7	4.2	mg/L	0.50	6/24/2011
Scandium	EPA 200.7	<0.10	mg/L	0.10	6/24/2011
Silver	EPA 200.7	<0.0050	mg/L	0.0050	6/24/2011
Sodium	EPA 200.7	0.65	mg/L	0.50	6/24/2011
Strontium	EPA 200.7	0.31	mg/L	0.10	6/24/2011
Tin	EPA 200.7	<0.10	mg/L	0.10	6/24/2011
Titanium	EPA 200.7	<0.10	mg/L	0.10	6/24/2011
Vanadium	EPA 200.7	0.012	mg/L	0.010	6/24/2011
Zinc	EPA 200.7	<0.010	mg/L	0.010	6/24/2011
Mercury	EPA 200.8	<0.00010	mg/L	0.00010	6/21/2011
Antimony	EPA 200.8	<0.0025	mg/L	0.0025	6/22/2011
Arsenic	EPA 200.8	<0.0050	mg/L	0.0050	6/21/2011
Lead	EPA 200.8	<0.0025	mg/L	0.0025	6/21/2011
Selenium	EPA 200.8	<0.0050	mg/L	0.0050	6/22/2011
Thallium	EPA 200.8	<0.0010	mg/L	0.0010	6/21/2011
Uranium	EPA 200.8	0.017	mg/L	0.010	6/21/2011
Anions	Calculation	2.35	meq/L	0.10	
Cations	Calculation	2.18	meq/L	0.10	
Error	Calculation	3.8	%	1.0	

Customer Sample ID: 604 669 WK:20 **Collect Date/Time:** 6/17/2011 09:00
WETLAB Sample ID: 1106342-006 **Receive Date:** 6/17/2011 16:15

PROFILE II

Parameter	Method	Results	Units	Reporting Limit	Date Analyzed
pH	SM 4500-H+ B	8.00	pH Units		6/17/2011
Bicarbonate (HCO3)	SM 2320B	68	mg/L	1.0	6/17/2011
Carbonate (CO3)	SM 2320B	<1.0	mg/L	1.0	6/17/2011
Hydroxide (OH)	SM 2320B	<1.0	mg/L	1.0	6/17/2011
Total Alkalinity	SM 2320B	56	mg/L as CaCO3	1.0	6/17/2011
Chloride	EPA 300.0	<1.00	mg/L	1.00	6/18/2011

Customer Sample ID: 604 669 WK:20
WETLAB Sample ID: 1106342-006

Collect Date/Time: 6/17/2011 09:00
Receive Date: 6/17/2011 16:15

PROFILE II

Parameter	Method	Results	Units	Reporting Limit	Date Analyzed
Fluoride	EPA 300.0	0.77	mg/L	0.10	6/18/2011
Sulfate	EPA 300.0	54	mg/L	1.0	6/18/2011
Nitrate Nitrogen	EPA 300.0	<1.0	mg/L	1.0	6/18/2011
Nitrite Nitrogen	EPA 300.0	<0.025	mg/L	0.025	6/18/2011
Total Dissolved Solids (TDS)	SM 2540C	160	mg/L	10	6/21/2011
Aluminum	EPA 200.7	<0.045	mg/L	0.045	6/24/2011
Barium	EPA 200.7	0.012	mg/L	0.010	6/24/2011
Beryllium	EPA 200.7	<0.0010	mg/L	0.0010	6/24/2011
Bismuth	EPA 200.7	<0.10	mg/L	0.10	6/24/2011
Boron	EPA 200.7	<0.10	mg/L	0.10	6/24/2011
Cadmium	EPA 200.7	<0.0010	mg/L	0.0010	6/24/2011
Calcium	EPA 200.7	32	mg/L	0.50	6/24/2011
Chromium	EPA 200.7	<0.0050	mg/L	0.0050	6/24/2011
Cobalt	EPA 200.7	<0.010	mg/L	0.010	6/24/2011
Copper	EPA 200.7	<0.050	mg/L	0.050	6/24/2011
Gallium	EPA 200.7	<0.10	mg/L	0.10	6/24/2011
Iron	EPA 200.7	<0.010	mg/L	0.010	6/24/2011
Lithium	EPA 200.7	<0.10	mg/L	0.10	6/24/2011
Magnesium	EPA 200.7	4.9	mg/L	0.50	6/24/2011
Manganese	EPA 200.7	0.60	mg/L	0.0050	6/24/2011
Molybdenum	EPA 200.7	<0.010	mg/L	0.010	6/24/2011
Nickel	EPA 200.7	<0.010	mg/L	0.010	6/24/2011
Phosphorus	EPA 200.7	<0.50	mg/L	0.50	6/24/2011
Potassium	EPA 200.7	3.5	mg/L	0.50	6/24/2011
Scandium	EPA 200.7	<0.10	mg/L	0.10	6/24/2011
Silver	EPA 200.7	<0.0050	mg/L	0.0050	6/24/2011
Sodium	EPA 200.7	0.80	mg/L	0.50	6/24/2011
Strontium	EPA 200.7	0.26	mg/L	0.10	6/24/2011
Tin	EPA 200.7	<0.10	mg/L	0.10	6/24/2011
Titanium	EPA 200.7	<0.10	mg/L	0.10	6/24/2011
Vanadium	EPA 200.7	<0.010	mg/L	0.010	6/24/2011
Zinc	EPA 200.7	<0.010	mg/L	0.010	6/24/2011
Mercury	EPA 200.8	<0.00010	mg/L	0.00010	6/21/2011
Antimony	EPA 200.8	<0.0025	mg/L	0.0025	6/22/2011
Arsenic	EPA 200.8	<0.0050	mg/L	0.0050	6/21/2011
Lead	EPA 200.8	<0.0025	mg/L	0.0025	6/21/2011
Selenium	EPA 200.8	<0.0050	mg/L	0.0050	6/22/2011
Thallium	EPA 200.8	<0.0010	mg/L	0.0010	6/21/2011
Uranium	EPA 200.8	0.019	mg/L	0.010	6/21/2011
Anions	Calculation	2.28	meq/L	0.10	
Cations	Calculation	2.15	meq/L	0.10	

Customer Sample ID: 604 669 WK:20 **Collect Date/Time:** 6/17/2011 09:00
WETLAB Sample ID: 1106342-006 **Receive Date:** 6/17/2011 16:15

PROFILE II

Parameter	Method	Results	Units	Reporting Limit	Date Analyzed
Error	Calculation	3.0	%	1.0	

Customer Sample ID: 604 673 WK:20 **Collect Date/Time:** 6/17/2011 09:00
WETLAB Sample ID: 1106342-007 **Receive Date:** 6/17/2011 16:15

PROFILE II

Parameter	Method	Results	Units	Reporting Limit	Date Analyzed
pH	SM 4500-H+ B	6.98	pH Units		6/17/2011
Bicarbonate (HCO3)	SM 2320B	5.7	mg/L	1.0	6/17/2011
Carbonate (CO3)	SM 2320B	<1.0	mg/L	1.0	6/17/2011
Hydroxide (OH)	SM 2320B	<1.0	mg/L	1.0	6/17/2011
Total Alkalinity	SM 2320B	4.7	mg/L as CaCO3	1.0	6/17/2011
Chloride	EPA 300.0	<1.00	mg/L	1.00	6/18/2011
Fluoride	EPA 300.0	0.33	mg/L	0.10	6/18/2011
Sulfate	EPA 300.0	20	mg/L	1.0	6/18/2011
Nitrate Nitrogen	EPA 300.0	<1.0	mg/L	1.0	6/18/2011
Nitrite Nitrogen	EPA 300.0	<0.025	mg/L	0.025	6/18/2011
Total Dissolved Solids (TDS)	SM 2540C	62	mg/L	10	6/21/2011
Aluminum	EPA 200.7	<0.045	mg/L	0.045	6/24/2011
Barium	EPA 200.7	0.035	mg/L	0.010	6/24/2011
Beryllium	EPA 200.7	<0.0010	mg/L	0.0010	6/24/2011
Bismuth	EPA 200.7	<0.10	mg/L	0.10	6/24/2011
Boron	EPA 200.7	<0.10	mg/L	0.10	6/24/2011
Cadmium	EPA 200.7	<0.0010	mg/L	0.0010	6/24/2011
Calcium	EPA 200.7	7.0	mg/L	0.50	6/24/2011
Chromium	EPA 200.7	<0.0050	mg/L	0.0050	6/24/2011
Cobalt	EPA 200.7	<0.010	mg/L	0.010	6/24/2011
Copper	EPA 200.7	<0.050	mg/L	0.050	6/24/2011
Gallium	EPA 200.7	<0.10	mg/L	0.10	6/24/2011
Iron	EPA 200.7	<0.010	mg/L	0.010	6/24/2011
Lithium	EPA 200.7	<0.10	mg/L	0.10	6/24/2011
Magnesium	EPA 200.7	0.95	mg/L	0.50	6/24/2011
Manganese	EPA 200.7	0.019	mg/L	0.0050	6/24/2011
Molybdenum	EPA 200.7	0.014	mg/L	0.010	6/24/2011
Nickel	EPA 200.7	<0.010	mg/L	0.010	6/24/2011
Phosphorus	EPA 200.7	<0.50	mg/L	0.50	6/24/2011
Potassium	EPA 200.7	2.1	mg/L	0.50	6/24/2011
Scandium	EPA 200.7	<0.10	mg/L	0.10	6/24/2011
Silver	EPA 200.7	<0.0050	mg/L	0.0050	6/24/2011
Sodium	EPA 200.7	0.66	mg/L	0.50	6/24/2011
Strontium	EPA 200.7	<0.10	mg/L	0.10	6/24/2011

Customer Sample ID: 604 673 WK:20 **Collect Date/Time:** 6/17/2011 09:00
WETLAB Sample ID: 1106342-007 **Receive Date:** 6/17/2011 16:15

PROFILE II

Parameter	Method	Results	Units	Reporting Limit	Date Analyzed
Tin	EPA 200.7	<0.10	mg/L	0.10	6/24/2011
Titanium	EPA 200.7	<0.10	mg/L	0.10	6/24/2011
Vanadium	EPA 200.7	<0.010	mg/L	0.010	6/24/2011
Zinc	EPA 200.7	<0.010	mg/L	0.010	6/24/2011
Mercury	EPA 200.8	<0.00010	mg/L	0.00010	6/22/2011
Antimony	EPA 200.8	<0.0025	mg/L	0.0025	6/22/2011
Arsenic	EPA 200.8	<0.0050	mg/L	0.0050	6/21/2011
Lead	EPA 200.8	<0.0025	mg/L	0.0025	6/21/2011
Selenium	EPA 200.8	<0.0050	mg/L	0.0050	6/22/2011
Thallium	EPA 200.8	<0.0010	mg/L	0.0010	6/21/2011
Uranium	EPA 200.8	<0.010	mg/L	0.010	6/21/2011
Anions	Calculation	0.53	meq/L	0.10	
Cations	Calculation	0.51	meq/L	0.10	
Error	Calculation	1.6	%	1.0	

Customer Sample ID: 604 767 WK:20 **Collect Date/Time:** 6/17/2011 09:00
WETLAB Sample ID: 1106342-008 **Receive Date:** 6/17/2011 16:15

PROFILE II

Parameter	Method	Results	Units	Reporting Limit	Date Analyzed
pH	SM 4500-H+ B	7.71	pH Units		6/17/2011
Bicarbonate (HCO3)	SM 2320B	31	mg/L	1.0	6/17/2011
Carbonate (CO3)	SM 2320B	<1.0	mg/L	1.0	6/17/2011
Hydroxide (OH)	SM 2320B	<1.0	mg/L	1.0	6/17/2011
Total Alkalinity	SM 2320B	26	mg/L as CaCO3	1.0	6/17/2011
Chloride	EPA 300.0	<1.00	mg/L	1.00	6/18/2011
Fluoride	EPA 300.0	2.5	mg/L	0.10	6/18/2011
Sulfate	EPA 300.0	91	mg/L	1.0	6/18/2011
Nitrate Nitrogen	EPA 300.0	<1.0	mg/L	1.0	6/18/2011
Nitrite Nitrogen	EPA 300.0	<0.025	mg/L	0.025	6/18/2011
Total Dissolved Solids (TDS)	SM 2540C	200	mg/L	10	6/21/2011
Aluminum	EPA 200.7	<0.045	mg/L	0.045	6/24/2011
Barium	EPA 200.7	0.035	mg/L	0.010	6/24/2011
Beryllium	EPA 200.7	<0.0010	mg/L	0.0010	6/24/2011
Bismuth	EPA 200.7	<0.10	mg/L	0.10	6/24/2011
Boron	EPA 200.7	<0.10	mg/L	0.10	6/24/2011
Cadmium	EPA 200.7	<0.0010	mg/L	0.0010	6/24/2011
Calcium	EPA 200.7	32	mg/L	0.50	6/24/2011
Chromium	EPA 200.7	<0.0050	mg/L	0.0050	6/24/2011
Cobalt	EPA 200.7	<0.010	mg/L	0.010	6/24/2011
Copper	EPA 200.7	<0.050	mg/L	0.050	6/24/2011

Customer Sample ID: 604 767 WK:20 **Collect Date/Time:** 6/17/2011 09:00
WETLAB Sample ID: 1106342-008 **Receive Date:** 6/17/2011 16:15

PROFILE II

Parameter	Method	Results	Units	Reporting Limit	Date Analyzed
Gallium	EPA 200.7	<0.10	mg/L	0.10	6/24/2011
Iron	EPA 200.7	<0.010	mg/L	0.010	6/24/2011
Lithium	EPA 200.7	<0.10	mg/L	0.10	6/24/2011
Magnesium	EPA 200.7	8.4	mg/L	0.50	6/24/2011
Manganese	EPA 200.7	0.40	mg/L	0.0050	6/24/2011
Molybdenum	EPA 200.7	<0.010	mg/L	0.010	6/24/2011
Nickel	EPA 200.7	<0.010	mg/L	0.010	6/24/2011
Phosphorus	EPA 200.7	<0.50	mg/L	0.50	6/24/2011
Potassium	EPA 200.7	2.4	mg/L	0.50	6/24/2011
Scandium	EPA 200.7	<0.10	mg/L	0.10	6/24/2011
Silver	EPA 200.7	<0.0050	mg/L	0.0050	6/24/2011
Sodium	EPA 200.7	0.50	mg/L	0.50	6/24/2011
Strontium	EPA 200.7	0.26	mg/L	0.10	6/24/2011
Tin	EPA 200.7	<0.10	mg/L	0.10	6/24/2011
Titanium	EPA 200.7	<0.10	mg/L	0.10	6/24/2011
Vanadium	EPA 200.7	0.016	mg/L	0.010	6/24/2011
Zinc	EPA 200.7	0.015	mg/L	0.010	6/24/2011
Mercury	EPA 200.8	<0.00010	mg/L	0.00010	6/23/2011
Antimony	EPA 200.8	<0.0025	mg/L	0.0025	6/23/2011
Arsenic	EPA 200.8	<0.0050	mg/L	0.0050	6/21/2011
Lead	EPA 200.8	<0.0025	mg/L	0.0025	6/21/2011
Selenium	EPA 200.8	<0.0050	mg/L	0.0050	6/23/2011
Thallium	EPA 200.8	<0.0010	mg/L	0.0010	6/21/2011
Uranium	EPA 200.8	0.012	mg/L	0.010	6/21/2011
Anions	Calculation	2.53	meq/L	0.10	
Cations	Calculation	2.39	meq/L	0.10	
Error	Calculation	3.0	%	1.0	

Customer Sample ID: 604 787 WK:20 **Collect Date/Time:** 6/17/2011 09:00
WETLAB Sample ID: 1106342-009 **Receive Date:** 6/17/2011 16:15

PROFILE II

Parameter	Method	Results	Units	Reporting Limit	Date Analyzed
pH	SM 4500-H+ B	7.99	pH Units		6/17/2011
Bicarbonate (HCO3)	SM 2320B	68	mg/L	1.0	6/17/2011
Carbonate (CO3)	SM 2320B	<1.0	mg/L	1.0	6/17/2011
Hydroxide (OH)	SM 2320B	<1.0	mg/L	1.0	6/17/2011
Total Alkalinity	SM 2320B	56	mg/L as CaCO3	1.0	6/17/2011
Chloride	EPA 300.0	<1.00	mg/L	1.00	6/18/2011
Fluoride	EPA 300.0	1.2	mg/L	0.10	6/18/2011
Sulfate	EPA 300.0	39	mg/L	1.0	6/18/2011

Customer Sample ID: 604 787 WK:20
WETLAB Sample ID: 1106342-009

Collect Date/Time: 6/17/2011 09:00
Receive Date: 6/17/2011 16:15

PROFILE II

Parameter	Method	Results	Units	Reporting Limit	Date Analyzed
Nitrate Nitrogen	EPA 300.0	<1.0	mg/L	1.0	6/18/2011
Nitrite Nitrogen	EPA 300.0	<0.025	mg/L	0.025	6/18/2011
Total Dissolved Solids (TDS)	SM 2540C	120 HT	mg/L	10	6/30/2011
Aluminum	EPA 200.7	<0.045	mg/L	0.045	6/24/2011
Barium	EPA 200.7	0.010	mg/L	0.010	6/24/2011
Beryllium	EPA 200.7	<0.0010	mg/L	0.0010	6/24/2011
Bismuth	EPA 200.7	<0.10	mg/L	0.10	6/24/2011
Boron	EPA 200.7	<0.10	mg/L	0.10	6/24/2011
Cadmium	EPA 200.7	<0.0010	mg/L	0.0010	6/24/2011
Calcium	EPA 200.7	29	mg/L	0.50	6/24/2011
Chromium	EPA 200.7	<0.0050	mg/L	0.0050	6/24/2011
Cobalt	EPA 200.7	<0.010	mg/L	0.010	6/24/2011
Copper	EPA 200.7	<0.050	mg/L	0.050	6/24/2011
Gallium	EPA 200.7	<0.10	mg/L	0.10	6/24/2011
Iron	EPA 200.7	<0.010	mg/L	0.010	6/24/2011
Lithium	EPA 200.7	<0.10	mg/L	0.10	6/24/2011
Magnesium	EPA 200.7	4.6	mg/L	0.50	6/24/2011
Manganese	EPA 200.7	0.092	mg/L	0.0050	6/24/2011
Molybdenum	EPA 200.7	0.018	mg/L	0.010	6/24/2011
Nickel	EPA 200.7	<0.010	mg/L	0.010	6/24/2011
Phosphorus	EPA 200.7	<0.50	mg/L	0.50	6/24/2011
Potassium	EPA 200.7	2.4	mg/L	0.50	6/24/2011
Scandium	EPA 200.7	<0.10	mg/L	0.10	6/24/2011
Silver	EPA 200.7	<0.0050	mg/L	0.0050	6/24/2011
Sodium	EPA 200.7	<0.50	mg/L	0.50	6/24/2011
Strontium	EPA 200.7	0.22	mg/L	0.10	6/24/2011
Tin	EPA 200.7	<0.10	mg/L	0.10	6/24/2011
Titanium	EPA 200.7	<0.10	mg/L	0.10	6/24/2011
Vanadium	EPA 200.7	<0.010	mg/L	0.010	6/24/2011
Zinc	EPA 200.7	<0.010	mg/L	0.010	6/24/2011
Mercury	EPA 200.8	<0.00010	mg/L	0.00010	6/22/2011
Antimony	EPA 200.8	<0.0025	mg/L	0.0025	6/22/2011
Arsenic	EPA 200.8	<0.0050	mg/L	0.0050	6/21/2011
Lead	EPA 200.8	<0.0025	mg/L	0.0025	6/21/2011
Selenium	EPA 200.8	<0.0050	mg/L	0.0050	6/22/2011
Thallium	EPA 200.8	<0.0010	mg/L	0.0010	6/21/2011
Uranium	EPA 200.8	0.041	mg/L	0.010	6/21/2011
Anions	Calculation	1.99	meq/L	0.10	
Cations	Calculation	1.89	meq/L	0.10	
Error	Calculation	2.6	%	1.0	

Customer Sample ID: 604 811 WK:20 **Collect Date/Time:** 6/17/2011 09:00

WETLAB Sample ID: 1106342-010 **Receive Date:** 6/17/2011 16:15

PROFILE II

Parameter	Method	Results	Units	Reporting Limit	Date Analyzed
pH	SM 4500-H+ B	8.14	pH Units		6/17/2011
Bicarbonate (HCO3)	SM 2320B	91	mg/L	1.0	6/17/2011
Carbonate (CO3)	SM 2320B	<1.0	mg/L	1.0	6/17/2011
Hydroxide (OH)	SM 2320B	<1.0	mg/L	1.0	6/17/2011
Total Alkalinity	SM 2320B	75	mg/L as CaCO3	1.0	6/17/2011
Chloride	EPA 300.0	<1.00	mg/L	1.00	6/18/2011
Fluoride	EPA 300.0	2.2	mg/L	0.10	6/18/2011
Sulfate	EPA 300.0	35	mg/L	1.0	6/18/2011
Nitrate Nitrogen	EPA 300.0	<1.0	mg/L	1.0	6/18/2011
Nitrite Nitrogen	EPA 300.0	<0.025	mg/L	0.025	6/18/2011
Total Dissolved Solids (TDS)	SM 2540C	140	mg/L	10	6/21/2011
Aluminum	EPA 200.7	<0.045	mg/L	0.045	6/24/2011
Barium	EPA 200.7	<0.010	mg/L	0.010	6/24/2011
Beryllium	EPA 200.7	<0.0010	mg/L	0.0010	6/24/2011
Bismuth	EPA 200.7	<0.10	mg/L	0.10	6/24/2011
Boron	EPA 200.7	<0.10	mg/L	0.10	6/24/2011
Cadmium	EPA 200.7	<0.0010	mg/L	0.0010	6/24/2011
Calcium	EPA 200.7	31	mg/L	0.50	6/24/2011
Chromium	EPA 200.7	<0.0050	mg/L	0.0050	6/24/2011
Cobalt	EPA 200.7	<0.010	mg/L	0.010	6/24/2011
Copper	EPA 200.7	<0.050	mg/L	0.050	6/24/2011
Gallium	EPA 200.7	<0.10	mg/L	0.10	6/24/2011
Iron	EPA 200.7	<0.010	mg/L	0.010	6/24/2011
Lithium	EPA 200.7	<0.10	mg/L	0.10	6/24/2011
Magnesium	EPA 200.7	6.9	mg/L	0.50	6/24/2011
Manganese	EPA 200.7	0.027	mg/L	0.0050	6/24/2011
Molybdenum	EPA 200.7	<0.010	mg/L	0.010	6/24/2011
Nickel	EPA 200.7	<0.010	mg/L	0.010	6/24/2011
Phosphorus	EPA 200.7	<0.50	mg/L	0.50	6/24/2011
Potassium	EPA 200.7	2.2	mg/L	0.50	6/24/2011
Scandium	EPA 200.7	<0.10	mg/L	0.10	6/24/2011
Silver	EPA 200.7	<0.0050	mg/L	0.0050	6/24/2011
Sodium	EPA 200.7	<0.50	mg/L	0.50	6/24/2011
Strontium	EPA 200.7	0.40	mg/L	0.10	6/24/2011
Tin	EPA 200.7	<0.10	mg/L	0.10	6/24/2011
Titanium	EPA 200.7	<0.10	mg/L	0.10	6/24/2011
Vanadium	EPA 200.7	0.012	mg/L	0.010	6/24/2011
Zinc	EPA 200.7	<0.010	mg/L	0.010	6/24/2011
Mercury	EPA 200.8	<0.00010	mg/L	0.00010	6/22/2011
Antimony	EPA 200.8	<0.0025	mg/L	0.0025	6/22/2011
Arsenic	EPA 200.8	<0.0050	mg/L	0.0050	6/21/2011

Customer Sample ID: 604 811 WK:20 **Collect Date/Time:** 6/17/2011 09:00
WETLAB Sample ID: 1106342-010 **Receive Date:** 6/17/2011 16:15

PROFILE II

Parameter	Method	Results	Units	Reporting Limit	Date Analyzed
Lead	EPA 200.8	<0.0025	mg/L	0.0025	6/21/2011
Selenium	EPA 200.8	0.0063	mg/L	0.0050	6/22/2011
Thallium	EPA 200.8	<0.0010	mg/L	0.0010	6/21/2011
Uranium	EPA 200.8	0.012	mg/L	0.010	6/21/2011
Anions	Calculation	2.34	meq/L	0.10	
Cations	Calculation	2.17	meq/L	0.10	
Error	Calculation	3.6	%	1.0	

Customer Sample ID: 604 854 WK:20 **Collect Date/Time:** 6/17/2011 09:00
WETLAB Sample ID: 1106342-011 **Receive Date:** 6/17/2011 16:15

PROFILE II

Parameter	Method	Results	Units	Reporting Limit	Date Analyzed
pH	SM 4500-H+ B	7.97	pH Units		6/17/2011
Bicarbonate (HCO3)	SM 2320B	69	mg/L	1.0	6/17/2011
Carbonate (CO3)	SM 2320B	<1.0	mg/L	1.0	6/17/2011
Hydroxide (OH)	SM 2320B	<1.0	mg/L	1.0	6/17/2011
Total Alkalinity	SM 2320B	56	mg/L as CaCO3	1.0	6/17/2011
Chloride	EPA 300.0	<1.00	mg/L	1.00	6/18/2011
Fluoride	EPA 300.0	2.6	mg/L	0.10	6/18/2011
Sulfate	EPA 300.0	40	mg/L	1.0	6/18/2011
Nitrate Nitrogen	EPA 300.0	<1.0	mg/L	1.0	6/18/2011
Nitrite Nitrogen	EPA 300.0	<0.025	mg/L	0.025	6/18/2011
Total Dissolved Solids (TDS)	SM 2540C	120	mg/L	10	6/21/2011
Aluminum	EPA 200.7	<0.045	mg/L	0.045	6/24/2011
Barium	EPA 200.7	0.028	mg/L	0.010	6/24/2011
Beryllium	EPA 200.7	<0.0010	mg/L	0.0010	6/24/2011
Bismuth	EPA 200.7	<0.10	mg/L	0.10	6/24/2011
Boron	EPA 200.7	<0.10	mg/L	0.10	6/24/2011
Cadmium	EPA 200.7	<0.0010	mg/L	0.0010	6/24/2011
Calcium	EPA 200.7	28	mg/L	0.50	6/24/2011
Chromium	EPA 200.7	<0.0050	mg/L	0.0050	6/24/2011
Cobalt	EPA 200.7	<0.010	mg/L	0.010	6/24/2011
Copper	EPA 200.7	<0.050	mg/L	0.050	6/24/2011
Gallium	EPA 200.7	<0.10	mg/L	0.10	6/24/2011
Iron	EPA 200.7	<0.010	mg/L	0.010	6/24/2011
Lithium	EPA 200.7	<0.10	mg/L	0.10	6/24/2011
Magnesium	EPA 200.7	5.3	mg/L	0.50	6/24/2011
Manganese	EPA 200.7	0.14	mg/L	0.0050	6/24/2011
Molybdenum	EPA 200.7	0.022	mg/L	0.010	6/24/2011
Nickel	EPA 200.7	<0.010	mg/L	0.010	6/24/2011

Customer Sample ID: 604 854 WK:20 **Collect Date/Time:** 6/17/2011 09:00
WETLAB Sample ID: 1106342-011 **Receive Date:** 6/17/2011 16:15

PROFILE II

Parameter	Method	Results	Units	Reporting Limit	Date Analyzed
Phosphorus	EPA 200.7	<0.50	mg/L	0.50	6/24/2011
Potassium	EPA 200.7	2.7	mg/L	0.50	6/24/2011
Scandium	EPA 200.7	<0.10	mg/L	0.10	6/24/2011
Silver	EPA 200.7	<0.0050	mg/L	0.0050	6/24/2011
Sodium	EPA 200.7	<0.50	mg/L	0.50	6/24/2011
Strontium	EPA 200.7	0.24	mg/L	0.10	6/24/2011
Tin	EPA 200.7	<0.10	mg/L	0.10	6/24/2011
Titanium	EPA 200.7	<0.10	mg/L	0.10	6/24/2011
Vanadium	EPA 200.7	<0.010	mg/L	0.010	6/24/2011
Zinc	EPA 200.7	0.012	mg/L	0.010	6/24/2011
Mercury	EPA 200.8	<0.00010	mg/L	0.00010	6/22/2011
Antimony	EPA 200.8	<0.0025	mg/L	0.0025	6/22/2011
Arsenic	EPA 200.8	<0.0050	mg/L	0.0050	6/21/2011
Lead	EPA 200.8	<0.0025	mg/L	0.0025	6/21/2011
Selenium	EPA 200.8	<0.0050	mg/L	0.0050	6/22/2011
Thallium	EPA 200.8	<0.0010	mg/L	0.0010	6/21/2011
Uranium	EPA 200.8	<0.010	mg/L	0.010	6/21/2011
Anions	Calculation	2.10	meq/L	0.10	
Cations	Calculation	1.91	meq/L	0.10	
Error	Calculation	4.8	%	1.0	

Customer Sample ID: 604 862 WK:20 **Collect Date/Time:** 6/17/2011 09:00
WETLAB Sample ID: 1106342-012 **Receive Date:** 6/17/2011 16:15

PROFILE II

Parameter	Method	Results	Units	Reporting Limit	Date Analyzed
pH	SM 4500-H+ B	8.25	pH Units		6/17/2011
Bicarbonate (HCO3)	SM 2320B	230	mg/L	1.0	6/17/2011
Carbonate (CO3)	SM 2320B	<1.0	mg/L	1.0	6/17/2011
Hydroxide (OH)	SM 2320B	<1.0	mg/L	1.0	6/17/2011
Total Alkalinity	SM 2320B	190	mg/L as CaCO3	1.0	6/17/2011
Chloride	EPA 300.0	<1.00	mg/L	1.00	6/18/2011
Fluoride	EPA 300.0	2.6	mg/L	0.10	6/18/2011
Sulfate	EPA 300.0	25	mg/L	1.0	6/18/2011
Nitrate Nitrogen	EPA 300.0	<1.0	mg/L	1.0	6/18/2011
Nitrite Nitrogen	EPA 300.0	<0.025	mg/L	0.025	6/18/2011
Total Dissolved Solids (TDS)	SM 2540C	230	mg/L	10	6/21/2011
Aluminum	EPA 200.7	<0.045	mg/L	0.045	6/24/2011
Barium	EPA 200.7	0.011	mg/L	0.010	6/24/2011
Beryllium	EPA 200.7	<0.0010	mg/L	0.0010	6/24/2011
Bismuth	EPA 200.7	<0.10	mg/L	0.10	6/24/2011

Customer Sample ID: 604 862 WK:20 **Collect Date/Time:** 6/17/2011 09:00
WETLAB Sample ID: 1106342-012 **Receive Date:** 6/17/2011 16:15

PROFILE II

Parameter	Method	Results	Units	Reporting Limit	Date Analyzed
Boron	EPA 200.7	<0.10	mg/L	0.10	6/24/2011
Cadmium	EPA 200.7	<0.0010	mg/L	0.0010	6/24/2011
Calcium	EPA 200.7	64	mg/L	0.50	6/24/2011
Chromium	EPA 200.7	<0.0050	mg/L	0.0050	6/24/2011
Cobalt	EPA 200.7	<0.010	mg/L	0.010	6/24/2011
Copper	EPA 200.7	<0.050	mg/L	0.050	6/24/2011
Gallium	EPA 200.7	<0.10	mg/L	0.10	6/24/2011
Iron	EPA 200.7	<0.010	mg/L	0.010	6/24/2011
Lithium	EPA 200.7	<0.10	mg/L	0.10	6/24/2011
Magnesium	EPA 200.7	9.8	mg/L	0.50	6/24/2011
Manganese	EPA 200.7	0.064	mg/L	0.0050	6/24/2011
Molybdenum	EPA 200.7	<0.010	mg/L	0.010	6/24/2011
Nickel	EPA 200.7	<0.010	mg/L	0.010	6/24/2011
Phosphorus	EPA 200.7	<0.50	mg/L	0.50	6/24/2011
Potassium	EPA 200.7	2.2	mg/L	0.50	6/24/2011
Scandium	EPA 200.7	<0.10	mg/L	0.10	6/24/2011
Silver	EPA 200.7	<0.0050	mg/L	0.0050	6/24/2011
Sodium	EPA 200.7	0.54	mg/L	0.50	6/24/2011
Strontium	EPA 200.7	0.97	mg/L	0.10	6/24/2011
Tin	EPA 200.7	<0.10	mg/L	0.10	6/24/2011
Titanium	EPA 200.7	<0.10	mg/L	0.10	6/24/2011
Vanadium	EPA 200.7	0.017	mg/L	0.010	6/24/2011
Zinc	EPA 200.7	<0.010	mg/L	0.010	6/24/2011
Mercury	EPA 200.8	<0.00010	mg/L	0.00010	6/23/2011
Antimony	EPA 200.8	<0.0025	mg/L	0.0025	6/23/2011
Arsenic	EPA 200.8	<0.0050	mg/L	0.0050	6/21/2011
Lead	EPA 200.8	<0.0025	mg/L	0.0025	6/21/2011
Selenium	EPA 200.8	<0.0050	mg/L	0.0050	6/23/2011
Thallium	EPA 200.8	<0.0010	mg/L	0.0010	6/21/2011
Uranium	EPA 200.8	<0.010	mg/L	0.010	6/21/2011
Anions	Calculation	4.43	meq/L	0.10	
Cations	Calculation	4.08	meq/L	0.10	
Error	Calculation	4.1	%	1.0	

Customer Sample ID: 604 867 WK:20 **Collect Date/Time:** 6/17/2011 09:00
WETLAB Sample ID: 1106342-013 **Receive Date:** 6/17/2011 16:15

PROFILE II

Parameter	Method	Results	Units	Reporting Limit	Date Analyzed
pH	SM 4500-H+ B	7.78	pH Units		6/17/2011
Bicarbonate (HCO3)	SM 2320B	69	mg/L	1.0	6/17/2011

Customer Sample ID: 604 867 WK:20
WETLAB Sample ID: 1106342-013

Collect Date/Time: 6/17/2011 09:00
Receive Date: 6/17/2011 16:15

PROFILE II

Parameter	Method	Results	Units	Reporting Limit	Date Analyzed
Carbonate (CO3)	SM 2320B	<1.0	mg/L	1.0	6/17/2011
Hydroxide (OH)	SM 2320B	<1.0	mg/L	1.0	6/17/2011
Total Alkalinity	SM 2320B	57	mg/L as CaCO3	1.0	6/17/2011
Chloride	EPA 300.0	<2.0	mg/L	2.0	6/18/2011
Fluoride	EPA 300.0	1.7	mg/L	0.20	6/18/2011
Sulfate	EPA 300.0	190	mg/L	2.0	6/18/2011
Nitrate Nitrogen	EPA 300.0	<1.0	mg/L	1.0	6/18/2011
Nitrite Nitrogen	EPA 300.0	<0.050	mg/L	0.050	6/18/2011
Total Dissolved Solids (TDS)	SM 2540C	390 Q	mg/L	10	6/21/2011
Aluminum	EPA 200.7	<0.045	mg/L	0.045	6/24/2011
Barium	EPA 200.7	0.012	mg/L	0.010	6/24/2011
Beryllium	EPA 200.7	<0.0010	mg/L	0.0010	6/24/2011
Bismuth	EPA 200.7	<0.10	mg/L	0.10	6/24/2011
Boron	EPA 200.7	<0.10	mg/L	0.10	6/24/2011
Cadmium	EPA 200.7	<0.0010	mg/L	0.0010	6/24/2011
Calcium	EPA 200.7	91	mg/L	0.50	6/24/2011
Chromium	EPA 200.7	<0.0050	mg/L	0.0050	6/24/2011
Cobalt	EPA 200.7	<0.010	mg/L	0.010	6/24/2011
Copper	EPA 200.7	0.069	mg/L	0.050	6/24/2011
Gallium	EPA 200.7	<0.10	mg/L	0.10	6/24/2011
Iron	EPA 200.7	<0.010	mg/L	0.010	6/24/2011
Lithium	EPA 200.7	<0.10	mg/L	0.10	6/24/2011
Magnesium	EPA 200.7	3.1	mg/L	0.50	6/24/2011
Manganese	EPA 200.7	0.16	mg/L	0.0050	6/24/2011
Molybdenum	EPA 200.7	<0.010	mg/L	0.010	6/24/2011
Nickel	EPA 200.7	<0.010	mg/L	0.010	6/24/2011
Phosphorus	EPA 200.7	<0.50	mg/L	0.50	6/24/2011
Potassium	EPA 200.7	2.7	mg/L	0.50	6/24/2011
Scandium	EPA 200.7	<0.10	mg/L	0.10	6/24/2011
Silver	EPA 200.7	<0.0050	mg/L	0.0050	6/24/2011
Sodium	EPA 200.7	<0.50	mg/L	0.50	6/24/2011
Strontium	EPA 200.7	0.48	mg/L	0.10	6/24/2011
Tin	EPA 200.7	<0.10	mg/L	0.10	6/24/2011
Titanium	EPA 200.7	<0.10	mg/L	0.10	6/24/2011
Vanadium	EPA 200.7	<0.010	mg/L	0.010	6/24/2011
Zinc	EPA 200.7	<0.010	mg/L	0.010	6/24/2011
Mercury	EPA 200.8	<0.00010	mg/L	0.00010	6/23/2011
Antimony	EPA 200.8	<0.0025	mg/L	0.0025	6/23/2011
Arsenic	EPA 200.8	<0.0050	mg/L	0.0050	6/21/2011
Lead	EPA 200.8	<0.0025	mg/L	0.0025	6/21/2011
Selenium	EPA 200.8	<0.0050	mg/L	0.0050	6/23/2011

Customer Sample ID: 604 867 WK:20 **Collect Date/Time:** 6/17/2011 09:00
WETLAB Sample ID: 1106342-013 **Receive Date:** 6/17/2011 16:15

PROFILE II

Parameter	Method	Results	Units	Reporting Limit	Date Analyzed
Thallium	EPA 200.8	<0.0010	mg/L	0.0010	6/21/2011
Uranium	EPA 200.8	<0.010	mg/L	0.010	6/21/2011
Anions	Calculation	5.18	meq/L	0.10	
Cations	Calculation	4.87	meq/L	0.10	
Error	Calculation	3.0	%	1.0	

Customer Sample ID: 605 033 WK:20 **Collect Date/Time:** 6/17/2011 09:00
WETLAB Sample ID: 1106342-014 **Receive Date:** 6/17/2011 16:15

PROFILE II

Parameter	Method	Results	Units	Reporting Limit	Date Analyzed
pH	SM 4500-H+ B	7.94	pH Units		6/17/2011
Bicarbonate (HCO3)	SM 2320B	55	mg/L	1.0	6/17/2011
Carbonate (CO3)	SM 2320B	<1.0	mg/L	1.0	6/17/2011
Hydroxide (OH)	SM 2320B	<1.0	mg/L	1.0	6/17/2011
Total Alkalinity	SM 2320B	45	mg/L as CaCO3	1.0	6/17/2011
Chloride	EPA 300.0	<1.00	mg/L	1.00	6/18/2011
Fluoride	EPA 300.0	2.0	mg/L	0.10	6/18/2011
Sulfate	EPA 300.0	39	mg/L	1.0	6/18/2011
Nitrate Nitrogen	EPA 300.0	<1.0	mg/L	1.0	6/18/2011
Nitrite Nitrogen	EPA 300.0	<0.025	mg/L	0.025	6/18/2011
Total Dissolved Solids (TDS)	SM 2540C	120	mg/L	10	6/21/2011
Aluminum	EPA 200.7	0.045	mg/L	0.045	6/24/2011
Barium	EPA 200.7	0.023	mg/L	0.010	6/24/2011
Beryllium	EPA 200.7	<0.0010	mg/L	0.0010	6/24/2011
Bismuth	EPA 200.7	<0.10	mg/L	0.10	6/24/2011
Boron	EPA 200.7	<0.10	mg/L	0.10	6/24/2011
Cadmium	EPA 200.7	<0.0010	mg/L	0.0010	6/24/2011
Calcium	EPA 200.7	29	mg/L	0.50	6/24/2011
Chromium	EPA 200.7	<0.0050	mg/L	0.0050	6/24/2011
Cobalt	EPA 200.7	<0.010	mg/L	0.010	6/24/2011
Copper	EPA 200.7	<0.050	mg/L	0.050	6/24/2011
Gallium	EPA 200.7	<0.10	mg/L	0.10	6/24/2011
Iron	EPA 200.7	<0.010	mg/L	0.010	6/24/2011
Lithium	EPA 200.7	<0.10	mg/L	0.10	6/24/2011
Magnesium	EPA 200.7	2.4	mg/L	0.50	6/24/2011
Manganese	EPA 200.7	0.072	mg/L	0.0050	6/24/2011
Molybdenum	EPA 200.7	<0.050	mg/L	0.050	6/27/2011
Nickel	EPA 200.7	<0.010	mg/L	0.010	6/24/2011
Phosphorus	EPA 200.7	<0.50	mg/L	0.50	6/24/2011
Potassium	EPA 200.7	2.5	mg/L	0.50	6/24/2011

Customer Sample ID: 605 033 WK:20 **Collect Date/Time:** 6/17/2011 09:00
WETLAB Sample ID: 1106342-014 **Receive Date:** 6/17/2011 16:15

PROFILE II

Parameter	Method	Results	Units	Reporting Limit	Date Analyzed
Scandium	EPA 200.7	<0.10	mg/L	0.10	6/24/2011
Silver	EPA 200.7	<0.0050	mg/L	0.0050	6/24/2011
Sodium	EPA 200.7	0.69	mg/L	0.50	6/24/2011
Strontium	EPA 200.7	0.24	mg/L	0.10	6/24/2011
Tin	EPA 200.7	<0.10	mg/L	0.10	6/24/2011
Titanium	EPA 200.7	<0.10	mg/L	0.10	6/24/2011
Vanadium	EPA 200.7	<0.010	mg/L	0.010	6/24/2011
Zinc	EPA 200.7	<0.010	mg/L	0.010	6/24/2011
Mercury	EPA 200.8	<0.00010	mg/L	0.00010	6/23/2011
Antimony	EPA 200.8	<0.0025	mg/L	0.0025	6/23/2011
Arsenic	EPA 200.8	<0.0050	mg/L	0.0050	6/21/2011
Lead	EPA 200.8	<0.0025	mg/L	0.0025	6/21/2011
Selenium	EPA 200.8	<0.0050	mg/L	0.0050	6/23/2011
Thallium	EPA 200.8	<0.0010	mg/L	0.0010	6/21/2011
Uranium	EPA 200.8	0.016	mg/L	0.010	6/21/2011
Anions	Calculation	1.82	meq/L	0.10	
Cations	Calculation	1.75	meq/L	0.10	
Error	Calculation	2.0	%	1.0	

Customer Sample ID: 605 153 WK:20 **Collect Date/Time:** 6/17/2011 09:00
WETLAB Sample ID: 1106342-015 **Receive Date:** 6/17/2011 16:15

PROFILE II

Parameter	Method	Results	Units	Reporting Limit	Date Analyzed
pH	SM 4500-H+ B	7.94	pH Units		6/17/2011
Bicarbonate (HCO3)	SM 2320B	53	mg/L	1.0	6/17/2011
Carbonate (CO3)	SM 2320B	<1.0	mg/L	1.0	6/17/2011
Hydroxide (OH)	SM 2320B	<1.0	mg/L	1.0	6/17/2011
Total Alkalinity	SM 2320B	43	mg/L as CaCO3	1.0	6/17/2011
Chloride	EPA 300.0	<1.00	mg/L	1.00	6/18/2011
Fluoride	EPA 300.0	1.4	mg/L	0.10	6/18/2011
Sulfate	EPA 300.0	15	mg/L	1.0	6/18/2011
Nitrate Nitrogen	EPA 300.0	<1.0	mg/L	1.0	6/18/2011
Nitrite Nitrogen	EPA 300.0	<0.025	mg/L	0.025	6/18/2011
Total Dissolved Solids (TDS)	SM 2540C	61 HT	mg/L	10	6/30/2011
Aluminum	EPA 200.7	<0.22	mg/L	0.22	6/27/2011
Barium	EPA 200.7	0.11	mg/L	0.010	6/24/2011
Beryllium	EPA 200.7	<0.0010	mg/L	0.0010	6/24/2011
Bismuth	EPA 200.7	<0.10	mg/L	0.10	6/24/2011
Boron	EPA 200.7	<0.10	mg/L	0.10	6/24/2011
Cadmium	EPA 200.7	<0.0010	mg/L	0.0010	6/24/2011

Customer Sample ID: 605 153 WK:20 **Collect Date/Time:** 6/17/2011 09:00
WETLAB Sample ID: 1106342-015 **Receive Date:** 6/17/2011 16:15

PROFILE II

Parameter	Method	Results	Units	Reporting Limit	Date Analyzed
Calcium	EPA 200.7	17	mg/L	0.50	6/24/2011
Chromium	EPA 200.7	<0.0050	mg/L	0.0050	6/24/2011
Cobalt	EPA 200.7	<0.010	mg/L	0.010	6/24/2011
Copper	EPA 200.7	<0.050	mg/L	0.050	6/24/2011
Gallium	EPA 200.7	<0.10	mg/L	0.10	6/24/2011
Iron	EPA 200.7	<0.010	mg/L	0.010	6/24/2011
Lithium	EPA 200.7	<0.10	mg/L	0.10	6/24/2011
Magnesium	EPA 200.7	2.4	mg/L	0.50	6/24/2011
Manganese	EPA 200.7	0.032	mg/L	0.0050	6/24/2011
Molybdenum	EPA 200.7	<0.010	mg/L	0.010	6/24/2011
Nickel	EPA 200.7	<0.010	mg/L	0.010	6/24/2011
Phosphorus	EPA 200.7	<0.50	mg/L	0.50	6/24/2011
Potassium	EPA 200.7	2.3	mg/L	0.50	6/24/2011
Scandium	EPA 200.7	<0.10	mg/L	0.10	6/24/2011
Silver	EPA 200.7	<0.0050	mg/L	0.0050	6/24/2011
Sodium	EPA 200.7	0.72	mg/L	0.50	6/24/2011
Strontium	EPA 200.7	1.1	mg/L	0.10	6/24/2011
Tin	EPA 200.7	<0.10	mg/L	0.10	6/24/2011
Titanium	EPA 200.7	<0.10	mg/L	0.10	6/24/2011
Vanadium	EPA 200.7	<0.010	mg/L	0.010	6/24/2011
Zinc	EPA 200.7	<0.010	mg/L	0.010	6/24/2011
Mercury	EPA 200.8	<0.00010	mg/L	0.00010	6/23/2011
Antimony	EPA 200.8	<0.0025	mg/L	0.0025	6/23/2011
Arsenic	EPA 200.8	<0.0050	mg/L	0.0050	6/21/2011
Lead	EPA 200.8	<0.0025	mg/L	0.0025	6/21/2011
Selenium	EPA 200.8	<0.0050	mg/L	0.0050	6/23/2011
Thallium	EPA 200.8	<0.0010	mg/L	0.0010	6/21/2011
Uranium	EPA 200.8	0.011	mg/L	0.010	6/21/2011
Anions	Calculation	1.25	meq/L	0.10	
Cations	Calculation	1.14	meq/L	0.10	
Error	Calculation	4.6	%	1.0	

Customer Sample ID: SRK 0854 WK:20 **Collect Date/Time:** 6/17/2011 09:00
WETLAB Sample ID: 1106342-016 **Receive Date:** 6/17/2011 16:15

PROFILE II

Parameter	Method	Results	Units	Reporting Limit	Date Analyzed
pH	SM 4500-H+ B	5.03	pH Units		6/17/2011
Bicarbonate (HCO3)	SM 2320B	<1.0	mg/L	1.0	6/17/2011
Carbonate (CO3)	SM 2320B	<1.0	mg/L	1.0	6/17/2011
Hydroxide (OH)	SM 2320B	<1.0	mg/L	1.0	6/17/2011

Customer Sample ID: SRK 0854 WK:20
WETLAB Sample ID: 1106342-016

Collect Date/Time: 6/17/2011 09:00
Receive Date: 6/17/2011 16:15

PROFILE II

Parameter	Method	Results	Units	Reporting Limit	Date Analyzed
Total Alkalinity	SM 2320B	<1.0	mg/L as CaCO3	1.0	6/17/2011
Chloride	EPA 300.0	<1.00	mg/L	1.00	6/18/2011
Fluoride	EPA 300.0	0.29	mg/L	0.10	6/18/2011
Sulfate	EPA 300.0	140	mg/L	1.0	6/18/2011
Nitrate Nitrogen	EPA 300.0	<1.0	mg/L	1.0	6/18/2011
Nitrite Nitrogen	EPA 300.0	<0.025	mg/L	0.025	6/18/2011
Total Dissolved Solids (TDS)	SM 2540C	230	mg/L	10	6/21/2011
Aluminum	EPA 200.7	0.17	mg/L	0.045	6/24/2011
Barium	EPA 200.7	0.010	mg/L	0.010	6/24/2011
Beryllium	EPA 200.7	<0.0010	mg/L	0.0010	6/24/2011
Bismuth	EPA 200.7	<0.10	mg/L	0.10	6/24/2011
Boron	EPA 200.7	<0.10	mg/L	0.10	6/24/2011
Cadmium	EPA 200.7	0.0038	mg/L	0.0010	6/24/2011
Calcium	EPA 200.7	24	mg/L	0.50	6/24/2011
Chromium	EPA 200.7	<0.0050	mg/L	0.0050	6/24/2011
Cobalt	EPA 200.7	0.011	mg/L	0.010	6/24/2011
Copper	EPA 200.7	42	mg/L	0.050	6/24/2011
Gallium	EPA 200.7	<0.10	mg/L	0.10	6/24/2011
Iron	EPA 200.7	<0.010	mg/L	0.010	6/24/2011
Lithium	EPA 200.7	<0.10	mg/L	0.10	6/24/2011
Magnesium	EPA 200.7	1.5	mg/L	0.50	6/24/2011
Manganese	EPA 200.7	0.36	mg/L	0.0050	6/24/2011
Molybdenum	EPA 200.7	<0.010	mg/L	0.010	6/24/2011
Nickel	EPA 200.7	<0.010	mg/L	0.010	6/24/2011
Phosphorus	EPA 200.7	<0.50	mg/L	0.50	6/24/2011
Potassium	EPA 200.7	1.4	mg/L	0.50	6/24/2011
Scandium	EPA 200.7	<0.10	mg/L	0.10	6/24/2011
Silver	EPA 200.7	<0.0050	mg/L	0.0050	6/24/2011
Sodium	EPA 200.7	<0.50	mg/L	0.50	6/24/2011
Strontium	EPA 200.7	0.11	mg/L	0.10	6/24/2011
Tin	EPA 200.7	<0.10	mg/L	0.10	6/24/2011
Titanium	EPA 200.7	<0.10	mg/L	0.10	6/24/2011
Vanadium	EPA 200.7	<0.010	mg/L	0.010	6/24/2011
Zinc	EPA 200.7	0.27	mg/L	0.010	6/24/2011
Mercury	EPA 200.8	<0.00010	mg/L	0.00010	6/23/2011
Antimony	EPA 200.8	<0.0025	mg/L	0.0025	6/23/2011
Arsenic	EPA 200.8	<0.0050	mg/L	0.0050	6/21/2011
Lead	EPA 200.8	0.0087	mg/L	0.0025	6/21/2011
Selenium	EPA 200.8	<0.0050	mg/L	0.0050	6/23/2011
Thallium	EPA 200.8	<0.0010	mg/L	0.0010	6/21/2011
Uranium	EPA 200.8	<0.010	mg/L	0.010	6/21/2011

Customer Sample ID: SRK 0854 WK:20 **Collect Date/Time:** 6/17/2011 09:00
WETLAB Sample ID: 1106342-016 **Receive Date:** 6/17/2011 16:15

PROFILE II

Parameter	Method	Results	Units	Reporting Limit	Date Analyzed
Anions	Calculation	2.93	meq/L	0.10	
Cations	Calculation	2.72	meq/L	0.10	
Error	Calculation	3.7	%	1.0	

Customer Sample ID: SRK 0858 WK:20 **Collect Date/Time:** 6/17/2011 09:00
WETLAB Sample ID: 1106342-017 **Receive Date:** 6/17/2011 16:15

PROFILE II

Parameter	Method	Results	Units	Reporting Limit	Date Analyzed
pH	SM 4500-H+ B	3.06	pH Units		6/17/2011
Acidity (Titrimetric)	SM 2310B	120	mg/L as CaCO3		6/17/2011
Chloride	EPA 300.0	<2.0	mg/L	2.0	6/18/2011
Fluoride	EPA 300.0	2.3	mg/L	0.20	6/18/2011
Sulfate	EPA 300.0	180	mg/L	2.0	6/18/2011
Nitrate Nitrogen	EPA 300.0	<1.0	mg/L	1.0	6/18/2011
Nitrite Nitrogen	EPA 300.0	<0.050	mg/L	0.050	6/18/2011
Total Dissolved Solids (TDS)	SM 2540C	230	mg/L	10	6/21/2011
Aluminum	EPA 200.7	4.9	mg/L	0.045	6/24/2011
Barium	EPA 200.7	<0.010	mg/L	0.010	6/24/2011
Beryllium	EPA 200.7	0.0014	mg/L	0.0010	6/24/2011
Bismuth	EPA 200.7	<0.10	mg/L	0.10	6/24/2011
Boron	EPA 200.7	<0.10	mg/L	0.10	6/24/2011
Cadmium	EPA 200.7	<0.0050	mg/L	0.0050	6/27/2011
Calcium	EPA 200.7	21	mg/L	0.50	6/24/2011
Chromium	EPA 200.7	0.0061	mg/L	0.0050	6/24/2011
Cobalt	EPA 200.7	0.036	mg/L	0.010	6/24/2011
Copper	EPA 200.7	16	mg/L	0.050	6/24/2011
Gallium	EPA 200.7	<0.10	mg/L	0.10	6/24/2011
Iron	EPA 200.7	4.5	mg/L	0.010	6/24/2011
Lithium	EPA 200.7	<0.10	mg/L	0.10	6/24/2011
Magnesium	EPA 200.7	1.4	mg/L	0.50	6/24/2011
Manganese	EPA 200.7	0.35	mg/L	0.0050	6/24/2011
Molybdenum	EPA 200.7	<0.010	mg/L	0.010	6/24/2011
Nickel	EPA 200.7	<0.010	mg/L	0.010	6/24/2011
Phosphorus	EPA 200.7	<0.50	mg/L	0.50	6/24/2011
Potassium	EPA 200.7	1.8	mg/L	0.50	6/24/2011
Scandium	EPA 200.7	<0.10	mg/L	0.10	6/24/2011
Silver	EPA 200.7	<0.0050	mg/L	0.0050	6/24/2011
Sodium	EPA 200.7	1.4	mg/L	0.50	6/24/2011
Strontium	EPA 200.7	<0.10	mg/L	0.10	6/24/2011
Tin	EPA 200.7	<0.10	mg/L	0.10	6/24/2011

Customer Sample ID: SRK 0858 WK:20 **Collect Date/Time:** 6/17/2011 09:00
WETLAB Sample ID: 1106342-017 **Receive Date:** 6/17/2011 16:15

PROFILE II

Parameter	Method	Results	Units	Reporting Limit	Date Analyzed
Titanium	EPA 200.7	<0.10	mg/L	0.10	6/24/2011
Vanadium	EPA 200.7	<0.010	mg/L	0.010	6/24/2011
Zinc	EPA 200.7	0.064	mg/L	0.010	6/24/2011
Mercury	EPA 200.8	<0.00010	mg/L	0.00010	6/23/2011
Antimony	EPA 200.8	<0.0025	mg/L	0.0025	6/23/2011
Arsenic	EPA 200.8	<0.0050	mg/L	0.0050	6/21/2011
Lead	EPA 200.8	0.0083	mg/L	0.0025	6/21/2011
Selenium	EPA 200.8	<0.0050	mg/L	0.0050	6/23/2011
Thallium	EPA 200.8	<0.0010	mg/L	0.0010	6/21/2011
Uranium	EPA 200.8	0.045	mg/L	0.010	6/21/2011
Anions	Calculation	3.87	meq/L	0.10	
Cations	Calculation	3.80	meq/L	0.10	
Error	Calculation	<1.0	%	1.0	

Customer Sample ID: SRK 0864 WK:20 **Collect Date/Time:** 6/17/2011 09:00
WETLAB Sample ID: 1106342-018 **Receive Date:** 6/17/2011 16:15

PROFILE II

Parameter	Method	Results	Units	Reporting Limit	Date Analyzed
pH	SM 4500-H+ B	7.90	pH Units		6/17/2011
Bicarbonate (HCO3)	SM 2320B	35	mg/L	1.0	6/17/2011
Carbonate (CO3)	SM 2320B	<1.0	mg/L	1.0	6/17/2011
Hydroxide (OH)	SM 2320B	<1.0	mg/L	1.0	6/17/2011
Total Alkalinity	SM 2320B	29	mg/L as CaCO3	1.0	6/17/2011
Chloride	EPA 300.0	<1.00	mg/L	1.00	6/18/2011
Fluoride	EPA 300.0	0.51	mg/L	0.10	6/18/2011
Sulfate	EPA 300.0	4.7	mg/L	1.0	6/18/2011
Nitrate Nitrogen	EPA 300.0	<1.0	mg/L	1.0	6/18/2011
Nitrite Nitrogen	EPA 300.0	<0.025	mg/L	0.025	6/18/2011
Total Dissolved Solids (TDS)	SM 2540C	70 HT	mg/L	10	6/30/2011
Aluminum	EPA 200.7	<0.045	mg/L	0.045	6/24/2011
Barium	EPA 200.7	<0.010	mg/L	0.010	6/24/2011
Beryllium	EPA 200.7	<0.0010	mg/L	0.0010	6/24/2011
Bismuth	EPA 200.7	<0.10	mg/L	0.10	6/24/2011
Boron	EPA 200.7	<0.10	mg/L	0.10	6/24/2011
Cadmium	EPA 200.7	<0.0010	mg/L	0.0010	6/24/2011
Calcium	EPA 200.7	8.9	mg/L	0.50	6/24/2011
Chromium	EPA 200.7	<0.0050	mg/L	0.0050	6/24/2011
Cobalt	EPA 200.7	<0.010	mg/L	0.010	6/24/2011
Copper	EPA 200.7	<0.050	mg/L	0.050	6/24/2011
Gallium	EPA 200.7	<0.10	mg/L	0.10	6/24/2011

Customer Sample ID: SRK 0864 WK:20 **Collect Date/Time:** 6/17/2011 09:00
WETLAB Sample ID: 1106342-018 **Receive Date:** 6/17/2011 16:15

PROFILE II

Parameter	Method	Results	Units	Reporting Limit	Date Analyzed
Iron	EPA 200.7	<0.010	mg/L	0.010	6/24/2011
Lithium	EPA 200.7	<0.10	mg/L	0.10	6/24/2011
Magnesium	EPA 200.7	1.4	mg/L	0.50	6/24/2011
Manganese	EPA 200.7	<0.0050	mg/L	0.0050	6/24/2011
Molybdenum	EPA 200.7	<0.010	mg/L	0.010	6/24/2011
Nickel	EPA 200.7	<0.010	mg/L	0.010	6/24/2011
Phosphorus	EPA 200.7	<0.50	mg/L	0.50	6/24/2011
Potassium	EPA 200.7	<2.5	mg/L	2.5	6/27/2011
Scandium	EPA 200.7	<0.10	mg/L	0.10	6/24/2011
Silver	EPA 200.7	<0.0050	mg/L	0.0050	6/24/2011
Sodium	EPA 200.7	0.91	mg/L	0.50	6/24/2011
Strontium	EPA 200.7	<0.10	mg/L	0.10	6/24/2011
Tin	EPA 200.7	<0.10	mg/L	0.10	6/24/2011
Titanium	EPA 200.7	<0.10	mg/L	0.10	6/24/2011
Vanadium	EPA 200.7	<0.010	mg/L	0.010	6/24/2011
Zinc	EPA 200.7	<0.010	mg/L	0.010	6/24/2011
Mercury	EPA 200.8	<0.00010	mg/L	0.00010	6/23/2011
Antimony	EPA 200.8	<0.0025	mg/L	0.0025	6/23/2011
Arsenic	EPA 200.8	<0.0050	mg/L	0.0050	6/23/2011
Lead	EPA 200.8	<0.0025	mg/L	0.0025	6/23/2011
Selenium	EPA 200.8	<0.0050	mg/L	0.0050	6/23/2011
Thallium	EPA 200.8	<0.0010	mg/L	0.0010	6/23/2011
Uranium	EPA 200.8	<0.010	mg/L	0.010	6/23/2011
Anions	Calculation	0.70	meq/L	0.10	
Cations	Calculation	0.64	meq/L	0.10	
Error	Calculation	4.2	%	1.0	

Customer Sample ID: SRK 0866 WK:20 **Collect Date/Time:** 6/17/2011 09:00
WETLAB Sample ID: 1106342-019 **Receive Date:** 6/17/2011 16:15

PROFILE II

Parameter	Method	Results	Units	Reporting Limit	Date Analyzed
pH	SM 4500-H+ B	6.98	pH Units		6/17/2011
Bicarbonate (HCO3)	SM 2320B	5.7	mg/L	1.0	6/17/2011
Carbonate (CO3)	SM 2320B	<1.0	mg/L	1.0	6/17/2011
Hydroxide (OH)	SM 2320B	<1.0	mg/L	1.0	6/17/2011
Total Alkalinity	SM 2320B	4.6	mg/L as CaCO3	1.0	6/17/2011
Chloride	EPA 300.0	<1.00	mg/L	1.00	6/18/2011
Fluoride	EPA 300.0	0.56	mg/L	0.10	6/18/2011
Sulfate	EPA 300.0	22	mg/L	1.0	6/18/2011
Nitrate Nitrogen	EPA 300.0	<1.0	mg/L	1.0	6/18/2011

Customer Sample ID: SRK 0866 WK:20 **Collect Date/Time:** 6/17/2011 09:00

WETLAB Sample ID: 1106342-019 **Receive Date:** 6/17/2011 16:15

PROFILE II

Parameter	Method	Results	Units	Reporting Limit	Date Analyzed
Nitrite Nitrogen	EPA 300.0	<0.025	mg/L	0.025	6/18/2011
Total Dissolved Solids (TDS)	SM 2540C	57 HT	mg/L	10	6/30/2011
Aluminum	EPA 200.7	<0.045	mg/L	0.045	6/24/2011
Barium	EPA 200.7	<0.010	mg/L	0.010	6/24/2011
Beryllium	EPA 200.7	<0.0010	mg/L	0.0010	6/24/2011
Bismuth	EPA 200.7	<0.10	mg/L	0.10	6/24/2011
Boron	EPA 200.7	<0.10	mg/L	0.10	6/24/2011
Cadmium	EPA 200.7	<0.0010	mg/L	0.0010	6/24/2011
Calcium	EPA 200.7	8.0	mg/L	0.50	6/24/2011
Chromium	EPA 200.7	<0.0050	mg/L	0.0050	6/24/2011
Cobalt	EPA 200.7	<0.010	mg/L	0.010	6/24/2011
Copper	EPA 200.7	<0.050	mg/L	0.050	6/24/2011
Gallium	EPA 200.7	<0.10	mg/L	0.10	6/24/2011
Iron	EPA 200.7	<0.010	mg/L	0.010	6/24/2011
Lithium	EPA 200.7	<0.10	mg/L	0.10	6/24/2011
Magnesium	EPA 200.7	0.83	mg/L	0.50	6/24/2011
Manganese	EPA 200.7	<0.0050	mg/L	0.0050	6/24/2011
Molybdenum	EPA 200.7	<0.010	mg/L	0.010	6/24/2011
Nickel	EPA 200.7	<0.010	mg/L	0.010	6/24/2011
Phosphorus	EPA 200.7	<0.50	mg/L	0.50	6/24/2011
Potassium	EPA 200.7	1.9	mg/L	0.50	6/24/2011
Scandium	EPA 200.7	<0.10	mg/L	0.10	6/24/2011
Silver	EPA 200.7	<0.0050	mg/L	0.0050	6/24/2011
Sodium	EPA 200.7	<0.50	mg/L	0.50	6/24/2011
Strontium	EPA 200.7	<0.10	mg/L	0.10	6/24/2011
Tin	EPA 200.7	<0.10	mg/L	0.10	6/24/2011
Titanium	EPA 200.7	<0.10	mg/L	0.10	6/24/2011
Vanadium	EPA 200.7	<0.010	mg/L	0.010	6/24/2011
Zinc	EPA 200.7	<0.010	mg/L	0.010	6/24/2011
Mercury	EPA 200.8	<0.00010	mg/L	0.00010	6/23/2011
Antimony	EPA 200.8	<0.0025	mg/L	0.0025	6/23/2011
Arsenic	EPA 200.8	<0.0050	mg/L	0.0050	6/23/2011
Lead	EPA 200.8	<0.0025	mg/L	0.0025	6/23/2011
Selenium	EPA 200.8	<0.0050	mg/L	0.0050	6/23/2011
Thallium	EPA 200.8	<0.0010	mg/L	0.0010	6/23/2011
Uranium	EPA 200.8	<0.010	mg/L	0.010	6/23/2011
Anions	Calculation	0.58	meq/L	0.10	
Cations	Calculation	0.52	meq/L	0.10	
Error	Calculation	5.9	%	1.0	

Customer Sample ID: SRK 0867 WK:20 **Collect Date/Time:** 6/17/2011 09:00

WETLAB Sample ID: 1106342-020 **Receive Date:** 6/17/2011 16:15

PROFILE II

Parameter	Method	Results	Units	Reporting Limit	Date Analyzed
pH	SM 4500-H+ B	7.55	pH Units		6/17/2011
Bicarbonate (HCO3)	SM 2320B	22	mg/L	1.0	6/17/2011
Carbonate (CO3)	SM 2320B	<1.0	mg/L	1.0	6/17/2011
Hydroxide (OH)	SM 2320B	<1.0	mg/L	1.0	6/17/2011
Total Alkalinity	SM 2320B	18	mg/L as CaCO3	1.0	6/17/2011
Chloride	EPA 300.0	<1.00	mg/L	1.00	6/18/2011
Fluoride	EPA 300.0	1.3	mg/L	0.10	6/18/2011
Sulfate	EPA 300.0	48	mg/L	1.0	6/18/2011
Nitrate Nitrogen	EPA 300.0	<1.0	mg/L	1.0	6/18/2011
Nitrite Nitrogen	EPA 300.0	<0.025	mg/L	0.025	6/18/2011
Total Dissolved Solids (TDS)	SM 2540C	110	mg/L	10	6/21/2011
Aluminum	EPA 200.7	<0.045	mg/L	0.045	6/24/2011
Barium	EPA 200.7	0.011	mg/L	0.010	6/24/2011
Beryllium	EPA 200.7	<0.0010	mg/L	0.0010	6/24/2011
Bismuth	EPA 200.7	<0.10	mg/L	0.10	6/24/2011
Boron	EPA 200.7	<0.10	mg/L	0.10	6/24/2011
Cadmium	EPA 200.7	<0.0010	mg/L	0.0010	6/24/2011
Calcium	EPA 200.7	23	mg/L	0.50	6/24/2011
Chromium	EPA 200.7	<0.0050	mg/L	0.0050	6/24/2011
Cobalt	EPA 200.7	<0.010	mg/L	0.010	6/24/2011
Copper	EPA 200.7	0.061	mg/L	0.050	6/24/2011
Gallium	EPA 200.7	<0.10	mg/L	0.10	6/24/2011
Iron	EPA 200.7	<0.010	mg/L	0.010	6/24/2011
Lithium	EPA 200.7	<0.10	mg/L	0.10	6/24/2011
Magnesium	EPA 200.7	1.6	mg/L	0.50	6/24/2011
Manganese	EPA 200.7	0.027	mg/L	0.0050	6/24/2011
Molybdenum	EPA 200.7	0.020	mg/L	0.010	6/24/2011
Nickel	EPA 200.7	<0.010	mg/L	0.010	6/24/2011
Phosphorus	EPA 200.7	<0.50	mg/L	0.50	6/24/2011
Potassium	EPA 200.7	0.91	mg/L	0.50	6/24/2011
Scandium	EPA 200.7	<0.10	mg/L	0.10	6/24/2011
Silver	EPA 200.7	<0.0050	mg/L	0.0050	6/24/2011
Sodium	EPA 200.7	<0.50	mg/L	0.50	6/24/2011
Strontium	EPA 200.7	<0.10	mg/L	0.10	6/24/2011
Tin	EPA 200.7	<0.10	mg/L	0.10	6/24/2011
Titanium	EPA 200.7	<0.10	mg/L	0.10	6/24/2011
Vanadium	EPA 200.7	<0.010	mg/L	0.010	6/24/2011
Zinc	EPA 200.7	<0.010	mg/L	0.010	6/24/2011
Mercury	EPA 200.8	<0.00010	mg/L	0.00010	6/23/2011
Antimony	EPA 200.8	0.0069	mg/L	0.0025	6/23/2011
Arsenic	EPA 200.8	<0.0050	mg/L	0.0050	6/23/2011

Customer Sample ID: SRK 0867 WK:20 **Collect Date/Time:** 6/17/2011 09:00
WETLAB Sample ID: 1106342-020 **Receive Date:** 6/17/2011 16:15

PROFILE II

Parameter	Method	Results	Units	Reporting Limit	Date Analyzed
Lead	EPA 200.8	<0.0025	mg/L	0.0025	6/23/2011
Selenium	EPA 200.8	<0.0050	mg/L	0.0050	6/23/2011
Thallium	EPA 200.8	<0.0010	mg/L	0.0010	6/23/2011
Uranium	EPA 200.8	<0.010	mg/L	0.010	6/23/2011
Anions	Calculation	1.43	meq/L	0.10	
Cations	Calculation	1.31	meq/L	0.10	
Error	Calculation	4.5	%	1.0	

Customer Sample ID: SRK 0872 WK:20 **Collect Date/Time:** 6/17/2011 09:00
WETLAB Sample ID: 1106342-021 **Receive Date:** 6/17/2011 16:15

PROFILE II

Parameter	Method	Results	Units	Reporting Limit	Date Analyzed
pH	SM 4500-H+ B	7.52	pH Units		6/17/2011
Bicarbonate (HCO3)	SM 2320B	25	mg/L	1.0	6/17/2011
Carbonate (CO3)	SM 2320B	<1.0	mg/L	1.0	6/17/2011
Hydroxide (OH)	SM 2320B	<1.0	mg/L	1.0	6/17/2011
Total Alkalinity	SM 2320B	20	mg/L as CaCO3	1.0	6/17/2011
Chloride	EPA 300.0	<1.00	mg/L	1.00	6/18/2011
Fluoride	EPA 300.0	0.75	mg/L	0.10	6/18/2011
Sulfate	EPA 300.0	64	mg/L	1.0	6/18/2011
Nitrate Nitrogen	EPA 300.0	<1.0	mg/L	1.0	6/18/2011
Nitrite Nitrogen	EPA 300.0	<0.025	mg/L	0.025	6/18/2011
Total Dissolved Solids (TDS)	SM 2540C	160 Q	mg/L	10	6/21/2011
Aluminum	EPA 200.7	<0.045	mg/L	0.045	6/24/2011
Barium	EPA 200.7	<0.010	mg/L	0.010	6/24/2011
Beryllium	EPA 200.7	<0.0010	mg/L	0.0010	6/24/2011
Bismuth	EPA 200.7	<0.10	mg/L	0.10	6/24/2011
Boron	EPA 200.7	<0.10	mg/L	0.10	6/24/2011
Cadmium	EPA 200.7	<0.0010	mg/L	0.0010	6/24/2011
Calcium	EPA 200.7	32	mg/L	0.50	6/24/2011
Chromium	EPA 200.7	<0.0050	mg/L	0.0050	6/24/2011
Cobalt	EPA 200.7	<0.010	mg/L	0.010	6/24/2011
Copper	EPA 200.7	<0.050	mg/L	0.050	6/24/2011
Gallium	EPA 200.7	<0.10	mg/L	0.10	6/24/2011
Iron	EPA 200.7	<0.050	mg/L	0.050	6/25/2011
Lithium	EPA 200.7	<0.10	mg/L	0.10	6/24/2011
Magnesium	EPA 200.7	0.56	mg/L	0.50	6/24/2011
Manganese	EPA 200.7	0.033	mg/L	0.0050	6/24/2011
Molybdenum	EPA 200.7	0.079	mg/L	0.010	6/24/2011
Nickel	EPA 200.7	<0.010	mg/L	0.010	6/24/2011

Customer Sample ID: SRK 0872 WK:20 **Collect Date/Time:** 6/17/2011 09:00

WETLAB Sample ID: 1106342-021 **Receive Date:** 6/17/2011 16:15

PROFILE II

Parameter	Method	Results	Units	Reporting Limit	Date Analyzed
Phosphorus	EPA 200.7	<0.50	mg/L	0.50	6/24/2011
Potassium	EPA 200.7	<0.50	mg/L	0.50	6/24/2011
Scandium	EPA 200.7	<0.10	mg/L	0.10	6/24/2011
Silver	EPA 200.7	<0.0050	mg/L	0.0050	6/24/2011
Sodium	EPA 200.7	<0.50	mg/L	0.50	6/24/2011
Strontium	EPA 200.7	<0.10	mg/L	0.10	6/24/2011
Tin	EPA 200.7	<0.10	mg/L	0.10	6/24/2011
Titanium	EPA 200.7	<0.10	mg/L	0.10	6/24/2011
Vanadium	EPA 200.7	<0.010	mg/L	0.010	6/24/2011
Zinc	EPA 200.7	<0.010	mg/L	0.010	6/24/2011
Mercury	EPA 200.8	<0.00010	mg/L	0.00010	6/23/2011
Antimony	EPA 200.8	<0.0025	mg/L	0.0025	6/23/2011
Arsenic	EPA 200.8	<0.0050	mg/L	0.0050	6/21/2011
Lead	EPA 200.8	<0.0025	mg/L	0.0025	6/21/2011
Selenium	EPA 200.8	<0.0050	mg/L	0.0050	6/23/2011
Thallium	EPA 200.8	<0.0010	mg/L	0.0010	6/21/2011
Uranium	EPA 200.8	<0.010	mg/L	0.010	6/21/2011
Anions	Calculation	1.78	meq/L	0.10	
Cations	Calculation	1.64	meq/L	0.10	
Error	Calculation	4.0	%	1.0	

Western Environmental Testing Laboratory
QC Report

QCBatchID	QCType	Parameter	Method	Result	Units
QC1106606	Blank 1	Fluoride	EPA 300.0	<0.10	mg/L
QC1106606	Blank 2	Fluoride	EPA 300.0	<0.10	mg/L
QC1106606	Blank 3	Fluoride	EPA 300.0	<0.10	mg/L
QC1106607	Blank 1	Fluoride	EPA 300.0	<0.10	mg/L
QC1106607	Blank 2	Fluoride	EPA 300.0	<0.10	mg/L
QC1106607	Blank 3	Fluoride	EPA 300.0	<0.10	mg/L
QC1106608	Blank 1	Chloride	EPA 300.0	<1.0	mg/L
QC1106608	Blank 2	Chloride	EPA 300.0	<1.0	mg/L
QC1106608	Blank 3	Chloride	EPA 300.0	<1.0	mg/L
QC1106609	Blank 1	Chloride	EPA 300.0	<1.0	mg/L
QC1106609	Blank 2	Chloride	EPA 300.0	<1.0	mg/L
QC1106609	Blank 3	Chloride	EPA 300.0	<1.0	mg/L
QC1106610	Blank 1	Nitrite Nitrogen	EPA 300.0	<0.025	mg/L
QC1106610	Blank 2	Nitrite Nitrogen	EPA 300.0	<0.025	mg/L
QC1106610	Blank 3	Nitrite Nitrogen	EPA 300.0	<0.025	mg/L
QC1106611	Blank 1	Nitrite Nitrogen	EPA 300.0	<0.025	mg/L
QC1106611	Blank 2	Nitrite Nitrogen	EPA 300.0	<0.025	mg/L
QC1106612	Blank 1	Nitrate Nitrogen	EPA 300.0	<1.0	mg/L
QC1106612	Blank 2	Nitrate Nitrogen	EPA 300.0	<1.0	mg/L
QC1106612	Blank 3	Nitrate Nitrogen	EPA 300.0	<1.0	mg/L
QC1106613	Blank 1	Nitrate Nitrogen	EPA 300.0	<1.0	mg/L
QC1106613	Blank 2	Nitrate Nitrogen	EPA 300.0	<1.0	mg/L
QC1106622	Blank 1	Sulfate	EPA 300.0	<1.0	mg/L
QC1106622	Blank 2	Sulfate	EPA 300.0	<1.0	mg/L
QC1106622	Blank 3	Sulfate	EPA 300.0	<1.0	mg/L
QC1106623	Blank 1	Sulfate	EPA 300.0	<1.0	mg/L
QC1106623	Blank 2	Sulfate	EPA 300.0	<1.0	mg/L
QC1106623	Blank 3	Sulfate	EPA 300.0	<1.0	mg/L
QC1106709	Blank 1	Uranium, Dissolved	EPA 200.8	<0.010	mg/L
		Mercury, Dissolved	EPA 200.8	<0.00010	mg/L
		Antimony, Dissolved	EPA 200.8	<0.0025	mg/L
		Arsenic, Dissolved	EPA 200.8	<0.0050	mg/L
		Lead, Dissolved	EPA 200.8	<0.0025	mg/L
		Selenium, Dissolved	EPA 200.8	<0.0050	mg/L
		Thallium, Dissolved	EPA 200.8	<0.0010	mg/L
QC1106710	Blank 1	Uranium, Dissolved	EPA 200.8	<0.010	mg/L
		Mercury, Dissolved	EPA 200.8	<0.00010	mg/L
		Antimony, Dissolved	EPA 200.8	<0.0025	mg/L
		Arsenic, Dissolved	EPA 200.8	<0.0050	mg/L
		Lead, Dissolved	EPA 200.8	<0.0025	mg/L
		Selenium, Dissolved	EPA 200.8	<0.0050	mg/L
		Thallium, Dissolved	EPA 200.8	<0.0010	mg/L
QC1106711	Blank 1	Uranium, Dissolved	EPA 200.8	<0.010	mg/L
		Mercury, Dissolved	EPA 200.8	<0.00010	mg/L
		Antimony, Dissolved	EPA 200.8	<0.0025	mg/L
		Arsenic, Dissolved	EPA 200.8	<0.0050	mg/L
		Lead, Dissolved	EPA 200.8	<0.0025	mg/L
		Selenium, Dissolved	EPA 200.8	<0.0050	mg/L
		Thallium, Dissolved	EPA 200.8	<0.0010	mg/L
QC1106772	Blank 1	Total Dissolved Solids (TDS)	SM 2540C	<10	mg/L

QCBatchID	QCType	Parameter	Method	Result	Units
QC1106772	Blank 2	Total Dissolved Solids (TDS)	SM 2540C	<10	mg/L
QC1106772	Blank 3	Total Dissolved Solids (TDS)	SM 2540C	<10	mg/L
QC1106830	Blank 1	Aluminum, Dissolved	EPA 200.7	<0.045	mg/L
		Barium, Dissolved	EPA 200.7	<0.010	mg/L
		Beryllium, Dissolved	EPA 200.7	<0.0010	mg/L
		Bismuth, Dissolved	EPA 200.7	<0.10	mg/L
		Boron, Dissolved	EPA 200.7	<0.10	mg/L
		Cadmium, Dissolved	EPA 200.7	<0.0010	mg/L
		Calcium, Dissolved	EPA 200.7	<0.50	mg/L
		Chromium, Dissolved	EPA 200.7	<0.0050	mg/L
		Cobalt, Dissolved	EPA 200.7	<0.010	mg/L
		Copper, Dissolved	EPA 200.7	<0.050	mg/L
		Gallium, Dissolved	EPA 200.7	<0.10	mg/L
		Iron, Dissolved	EPA 200.7	<0.010	mg/L
		Lithium, Dissolved	EPA 200.7	<0.10	mg/L
		Magnesium, Dissolved	EPA 200.7	<0.50	mg/L
		Manganese, Dissolved	EPA 200.7	<0.0050	mg/L
		Molybdenum, Dissolved	EPA 200.7	<0.010	mg/L
		Nickel, Dissolved	EPA 200.7	<0.010	mg/L
		Phosphorus, Dissolved	EPA 200.7	<0.50	mg/L
		Potassium, Dissolved	EPA 200.7	<0.50	mg/L
		Scandium, Dissolved	EPA 200.7	<0.10	mg/L
		Silver, Dissolved	EPA 200.7	<0.0050	mg/L
		Sodium, Dissolved	EPA 200.7	<0.50	mg/L
		Strontium, Dissolved	EPA 200.7	<0.10	mg/L
		Tin, Dissolved	EPA 200.7	<0.10	mg/L
		Titanium, Dissolved	EPA 200.7	<0.10	mg/L
		Vanadium, Dissolved	EPA 200.7	<0.010	mg/L
		Zinc, Dissolved	EPA 200.7	<0.0050	mg/L
QC1106831	Blank 1	Aluminum, Dissolved	EPA 200.7	<0.045	mg/L
		Barium, Dissolved	EPA 200.7	<0.010	mg/L
		Beryllium, Dissolved	EPA 200.7	<0.0010	mg/L
		Bismuth, Dissolved	EPA 200.7	<0.10	mg/L
		Boron, Dissolved	EPA 200.7	<0.10	mg/L
		Cadmium, Dissolved	EPA 200.7	<0.0010	mg/L
		Calcium, Dissolved	EPA 200.7	<0.50	mg/L
		Chromium, Dissolved	EPA 200.7	<0.0050	mg/L
		Cobalt, Dissolved	EPA 200.7	<0.010	mg/L
		Copper, Dissolved	EPA 200.7	<0.050	mg/L
		Gallium, Dissolved	EPA 200.7	<0.10	mg/L
		Iron, Dissolved	EPA 200.7	<0.010	mg/L
		Lithium, Dissolved	EPA 200.7	<0.10	mg/L
		Magnesium, Dissolved	EPA 200.7	<0.50	mg/L
		Manganese, Dissolved	EPA 200.7	<0.0050	mg/L
		Molybdenum, Dissolved	EPA 200.7	<0.010	mg/L
		Nickel, Dissolved	EPA 200.7	<0.010	mg/L
		Phosphorus, Dissolved	EPA 200.7	<0.50	mg/L
		Potassium, Dissolved	EPA 200.7	<0.50	mg/L
		Scandium, Dissolved	EPA 200.7	<0.10	mg/L
		Silver, Dissolved	EPA 200.7	<0.0050	mg/L
		Sodium, Dissolved	EPA 200.7	<0.50	mg/L
		Strontium, Dissolved	EPA 200.7	<0.10	mg/L
		Tin, Dissolved	EPA 200.7	<0.10	mg/L
		Titanium, Dissolved	EPA 200.7	<0.10	mg/L
		Vanadium, Dissolved	EPA 200.7	<0.010	mg/L
		Zinc, Dissolved	EPA 200.7	<0.0050	mg/L

QCBatchID	QCType	Parameter	Method	Result	Units
QC1106832	Blank 1	Aluminum, Dissolved	EPA 200.7	<0.045	mg/L
		Barium, Dissolved	EPA 200.7	<0.010	mg/L
		Beryllium, Dissolved	EPA 200.7	<0.0010	mg/L
		Bismuth, Dissolved	EPA 200.7	<0.10	mg/L
		Boron, Dissolved	EPA 200.7	<0.10	mg/L
		Cadmium, Dissolved	EPA 200.7	<0.0010	mg/L
		Calcium, Dissolved	EPA 200.7	<0.50	mg/L
		Chromium, Dissolved	EPA 200.7	<0.0050	mg/L
		Cobalt, Dissolved	EPA 200.7	<0.010	mg/L
		Copper, Dissolved	EPA 200.7	<0.050	mg/L
		Gallium, Dissolved	EPA 200.7	<0.10	mg/L
		Iron, Dissolved	EPA 200.7	<0.010	mg/L
		Lithium, Dissolved	EPA 200.7	<0.10	mg/L
		Magnesium, Dissolved	EPA 200.7	<0.50	mg/L
		Manganese, Dissolved	EPA 200.7	<0.0050	mg/L
		Molybdenum, Dissolved	EPA 200.7	<0.010	mg/L
		Nickel, Dissolved	EPA 200.7	<0.010	mg/L
		Phosphorus, Dissolved	EPA 200.7	<0.50	mg/L
		Potassium, Dissolved	EPA 200.7	<0.50	mg/L
		Scandium, Dissolved	EPA 200.7	<0.10	mg/L
		Silver, Dissolved	EPA 200.7	<0.0050	mg/L
		Sodium, Dissolved	EPA 200.7	<0.50	mg/L
		Strontium, Dissolved	EPA 200.7	<0.10	mg/L
		Tin, Dissolved	EPA 200.7	<0.10	mg/L
		Titanium, Dissolved	EPA 200.7	<0.10	mg/L
		Vanadium, Dissolved	EPA 200.7	<0.010	mg/L
		Zinc, Dissolved	EPA 200.7	<0.0050	mg/L

QCBatchID	QCType	Parameter	Method	Result	Actual	% Recovery	Units
QC1106606	LCS 1	Fluoride	EPA 300.0	2.06	2.00	103	mg/L
QC1106607	LCS 1	Fluoride	EPA 300.0	2.06	2.00	103	mg/L
QC1106608	LCS 1	Chloride	EPA 300.0	10.3	10.0	103	mg/L
QC1106609	LCS 1	Chloride	EPA 300.0	10.3	10.0	103	mg/L
QC1106610	LCS 1	Nitrite Nitrogen	EPA 300.0	0.516	0.500	103	mg/L
QC1106611	LCS 1	Nitrite Nitrogen	EPA 300.0	0.516	0.500	103	mg/L
QC1106612	LCS 1	Nitrate Nitrogen	EPA 300.0	2.03	2.00	101	mg/L
QC1106613	LCS 1	Nitrate Nitrogen	EPA 300.0	2.03	2.00	101	mg/L
QC1106614	LCS 1	pH	SM 4500-H+ B	7.03	7.00	100	pH Units
QC1106614	LCS 2	pH	SM 4500-H+ B	7.03	7.00	100	pH Units
QC1106614	LCS 3	pH	SM 4500-H+ B	7.03	7.00	100	pH Units
QC1106614	LCS 4	pH	SM 4500-H+ B	7.03	7.00	100	pH Units
QC1106614	LCS 5	pH	SM 4500-H+ B	7.02	7.00	100	pH Units
QC1106621	LCS 1	Alkalinity	SM 2320B	96.2	100	96	mg/L
QC1106621	LCS 2	Alkalinity	SM 2320B	95.5	100	96	mg/L
QC1106621	LCS 3	Alkalinity	SM 2320B	96.0	100	96	mg/L
QC1106621	LCS 4	Alkalinity	SM 2320B	95.6	100	96	mg/L
QC1106622	LCS 1	Sulfate	EPA 300.0	24.0	25.0	96	mg/L
QC1106623	LCS 1	Sulfate	EPA 300.0	24.0	25.0	96	mg/L
QC1106709	LCS 1	Mercury	EPA 200.8	0.000860	0.001	86	mg/L
		Antimony	EPA 200.8	0.0087	0.010	87	mg/L
		Arsenic	EPA 200.8	0.0464	0.050	93	mg/L
		Lead	EPA 200.8	0.0093	0.010	93	mg/L
		Selenium	EPA 200.8	0.0504	0.050	101	mg/L
		Thallium	EPA 200.8	0.0092	0.010	92	mg/L
		Uranium	EPA 200.8	0.0101	0.010	101	mg/L
QC1106710	LCS 1	Mercury	EPA 200.8	0.000860	0.001	86	mg/L

QCBatchID	QCType	Parameter	Method	Result	Actual	% Recovery	Units
		Antimony	EPA 200.8	0.0087	0.010	87	mg/L
		Arsenic	EPA 200.8	0.0464	0.050	93	mg/L
		Lead	EPA 200.8	0.0093	0.010	93	mg/L
		Selenium	EPA 200.8	0.0504	0.050	101	mg/L
		Thallium	EPA 200.8	0.0092	0.010	92	mg/L
		Uranium	EPA 200.8	0.0101	0.010	101	mg/L
QC1106711	LCS 1	Mercury	EPA 200.8	0.000869	0.001	87	mg/L
		Antimony	EPA 200.8	0.0092	0.010	92	mg/L
		Arsenic	EPA 200.8	0.0503	0.050	101	mg/L
		Lead	EPA 200.8	0.0094	0.010	94	mg/L
		Selenium	EPA 200.8	0.0497	0.050	99	mg/L
		Thallium	EPA 200.8	0.0091	0.010	91	mg/L
		Uranium	EPA 200.8	0.0104	0.010	104	mg/L
QC1106772	LCS 1	Total Dissolved Solids (TDS)	SM 2540C	151	150	100	mg/L
QC1106772	LCS 2	Total Dissolved Solids (TDS)	SM 2540C	140	150	93	mg/L
QC1106772	LCS 3	Total Dissolved Solids (TDS)	SM 2540C	141	150	94	mg/L
QC1106830	LCS 1	Aluminum	EPA 200.7	0.930	1.00	93	mg/L
		Barium	EPA 200.7	0.927	1.00	93	mg/L
		Beryllium	EPA 200.7	0.925	1.00	92	mg/L
		Bismuth	EPA 200.7	0.963	1.00	96	mg/L
		Boron	EPA 200.7	0.863	1.00	86	mg/L
		Cadmium	EPA 200.7	0.911	1.00	91	mg/L
		Calcium	EPA 200.7	9.75	10.0	98	mg/L
		Chromium	EPA 200.7	0.916	1.00	92	mg/L
		Cobalt	EPA 200.7	0.923	1.00	92	mg/L
		Copper	EPA 200.7	4.57	5.00	91	mg/L
		Gallium	EPA 200.7	0.933	1.00	93	mg/L
		Iron	EPA 200.7	0.972	1.00	97	mg/L
		Lithium	EPA 200.7	0.880	1.00	88	mg/L
		Magnesium	EPA 200.7	9.58	10.0	96	mg/L
		Manganese	EPA 200.7	0.918	1.00	92	mg/L
		Molybdenum	EPA 200.7	0.926	1.00	93	mg/L
		Nickel	EPA 200.7	4.59	5.00	92	mg/L
		Phosphorus	EPA 200.7	4.54	5.00	91	mg/L
		Potassium	EPA 200.7	9.58	10.0	96	mg/L
		Scandium	EPA 200.7	0.943	1.00	94	mg/L
		Silver	EPA 200.7	0.081	0.090	90	mg/L
		Sodium	EPA 200.7	9.74	10.0	97	mg/L
		Strontium	EPA 200.7	0.991	1.00	99	mg/L
		Tin	EPA 200.7	0.898	1.00	90	mg/L
		Titanium	EPA 200.7	0.987	1.00	99	mg/L
		Vanadium	EPA 200.7	0.926	1.00	93	mg/L
		Zinc	EPA 200.7	0.915	1.00	92	mg/L
QC1106831	LCS 1	Aluminum	EPA 200.7	0.930	1.00	93	mg/L
		Barium	EPA 200.7	0.927	1.00	93	mg/L
		Beryllium	EPA 200.7	0.925	1.00	92	mg/L
		Bismuth	EPA 200.7	0.963	1.00	96	mg/L
		Boron	EPA 200.7	0.863	1.00	86	mg/L
		Cadmium	EPA 200.7	0.911	1.00	91	mg/L
		Calcium	EPA 200.7	9.75	10.0	98	mg/L
		Chromium	EPA 200.7	0.916	1.00	92	mg/L
		Cobalt	EPA 200.7	0.923	1.00	92	mg/L
		Copper	EPA 200.7	4.57	5.00	91	mg/L
		Gallium	EPA 200.7	0.933	1.00	93	mg/L
		Iron	EPA 200.7	0.972	1.00	97	mg/L
		Lithium	EPA 200.7	0.880	1.00	88	mg/L

QCBatchID	QCType	Parameter	Method	Result	Actual	% Recovery	Units
		Magnesium	EPA 200.7	9.58	10.0	96	mg/L
		Manganese	EPA 200.7	0.918	1.00	92	mg/L
		Molybdenum	EPA 200.7	0.926	1.00	93	mg/L
		Nickel	EPA 200.7	4.59	5.00	92	mg/L
		Phosphorus	EPA 200.7	4.54	5.00	91	mg/L
		Potassium	EPA 200.7	9.58	10.0	96	mg/L
		Scandium	EPA 200.7	0.943	1.00	94	mg/L
		Silver	EPA 200.7	0.081	0.090	90	mg/L
		Sodium	EPA 200.7	9.74	10.0	97	mg/L
		Strontium	EPA 200.7	0.991	1.00	99	mg/L
		Tin	EPA 200.7	0.898	1.00	90	mg/L
		Titanium	EPA 200.7	0.987	1.00	99	mg/L
		Vanadium	EPA 200.7	0.926	1.00	93	mg/L
		Zinc	EPA 200.7	0.915	1.00	92	mg/L
QC1106832	LCS 1	Aluminum	EPA 200.7	0.967	1.00	97	mg/L
		Barium	EPA 200.7	0.918	1.00	92	mg/L
		Beryllium	EPA 200.7	0.914	1.00	91	mg/L
		Bismuth	EPA 200.7	0.947	1.00	95	mg/L
		Boron	EPA 200.7	0.880	1.00	88	mg/L
		Cadmium	EPA 200.7	0.887	1.00	89	mg/L
		Calcium	EPA 200.7	9.40	10.0	94	mg/L
		Chromium	EPA 200.7	0.908	1.00	91	mg/L
		Cobalt	EPA 200.7	0.904	1.00	90	mg/L
		Copper	EPA 200.7	4.60	5.00	92	mg/L
		Gallium	EPA 200.7	0.934	1.00	93	mg/L
		Iron	EPA 200.7	0.937	1.00	94	mg/L
		Lithium	EPA 200.7	0.891	1.00	89	mg/L
		Magnesium	EPA 200.7	9.01	10.0	90	mg/L
		Manganese	EPA 200.7	0.916	1.00	92	mg/L
		Molybdenum	EPA 200.7	0.936	1.00	94	mg/L
		Nickel	EPA 200.7	4.49	5.00	90	mg/L
		Phosphorus	EPA 200.7	4.42	5.00	88	mg/L
		Potassium	EPA 200.7	9.41	10.0	94	mg/L
		Scandium	EPA 200.7	0.936	1.00	94	mg/L
		Silver	EPA 200.7	0.081	0.090	90	mg/L
		Sodium	EPA 200.7	9.58	10.0	96	mg/L
		Strontium	EPA 200.7	0.968	1.00	97	mg/L
		Tin	EPA 200.7	0.907	1.00	91	mg/L
		Titanium	EPA 200.7	0.990	1.00	99	mg/L
		Vanadium	EPA 200.7	0.915	1.00	92	mg/L
		Zinc	EPA 200.7	0.879	1.00	88	mg/L

QCBatchID	QCType	Parameter	Method	Duplicate Sample	Sample Result	Duplicate Result	Units	RPD
QC1106614	Duplicate 1	pH	SM 4500-H+ B	1106317-001	7.65	7.66	pH Units	<1%
QC1106614	Duplicate 2	pH	SM 4500-H+ B	1106317-002	7.72	7.65	pH Units	1 %
QC1106614	Duplicate 3	pH	SM 4500-H+ B	1106319-002	8.24	8.25	pH Units	<1%
QC1106614	Duplicate 4	pH	SM 4500-H+ B	1106325-001	8.00	7.92	pH Units	1 %
QC1106614	Duplicate 5	pH	SM 4500-H+ B	1106332-001	7.89	7.88	pH Units	<1%
QC1106614	Duplicate 6	pH	SM 4500-H+ B	1106333-003	7.95	7.92	pH Units	<1%
QC1106614	Duplicate 7	pH	SM 4500-H+ B	1106338-001	8.16	8.19	pH Units	<1%
QC1106614	Duplicate 8	pH	SM 4500-H+ B	1106339-001	7.50	7.49	pH Units	<1%
QC1106614	Duplicate 9	pH	SM 4500-H+ B	1106343-002	7.74	7.71	pH Units	<1%

QCBatchID	QCType	Parameter	Method	Duplicate Sample	Sample Result	Duplicate Result		Units	RPD
QC1106621	Duplicate 1	Bicarbonate (HCO3)	SM 2320B	1106317-001	120	120		mg/L	<1%
		Carbonate (CO3)	SM 2320B	1106317-001	<1.000	<1.000		mg/L	<1%
		Hydroxide (OH)	SM 2320B	1106317-001	<1.000	<1.000		mg/L	<1%
		Total Alkalinity	SM 2320B	1106317-001	98.1	98.0		mg/L as CaCO3	<1%
QC1106621	Duplicate 2	Bicarbonate (HCO3)	SM 2320B	1106317-002	124	123		mg/L	1 %
		Carbonate (CO3)	SM 2320B	1106317-002	<1.000	<1.000		mg/L	<1%
		Hydroxide (OH)	SM 2320B	1106317-002	<1.000	<1.000		mg/L	<1%
		Total Alkalinity	SM 2320B	1106317-002	102	101		mg/L as CaCO3	1 %
QC1106621	Duplicate 3	Bicarbonate (HCO3)	SM 2320B	1106319-002	146	146		mg/L	<1%
		Carbonate (CO3)	SM 2320B	1106319-002	<1.000	<1.000		mg/L	<1%
		Hydroxide (OH)	SM 2320B	1106319-002	<1.000	<1.000		mg/L	<1%
		Total Alkalinity	SM 2320B	1106319-002	120	120		mg/L as CaCO3	<1%
QC1106621	Duplicate 4	Bicarbonate (HCO3)	SM 2320B	1106325-001	181	180		mg/L	1 %
		Carbonate (CO3)	SM 2320B	1106325-001	<1.000	<1.000		mg/L	<1%
		Hydroxide (OH)	SM 2320B	1106325-001	<1.000	<1.000		mg/L	<1%
		Total Alkalinity	SM 2320B	1106325-001	149	148		mg/L as CaCO3	1 %
QC1106621	Duplicate 5	Bicarbonate (HCO3)	SM 2320B	1106332-001	197	197		mg/L	<1%
		Carbonate (CO3)	SM 2320B	1106332-001	<1.000	<1.000		mg/L	<1%
		Hydroxide (OH)	SM 2320B	1106332-001	<1.000	<1.000		mg/L	<1%
		Total Alkalinity	SM 2320B	1106332-001	162	162		mg/L as CaCO3	<1%
QC1106621	Duplicate 6	Bicarbonate (HCO3)	SM 2320B	1106333-003	188	187		mg/L	1 %
		Carbonate (CO3)	SM 2320B	1106333-003	<1.000	<1.000		mg/L	<1%
		Hydroxide (OH)	SM 2320B	1106333-003	<1.000	<1.000		mg/L	<1%
		Total Alkalinity	SM 2320B	1106333-003	154	154		mg/L as CaCO3	1 %
QC1106621	Duplicate 7	Bicarbonate (HCO3)	SM 2320B	1106338-001	144	148		mg/L	3 %
		Carbonate (CO3)	SM 2320B	1106338-001	<1.000	<1.000		mg/L	<1%
		Hydroxide (OH)	SM 2320B	1106338-001	<1.000	<1.000		mg/L	<1%
		Total Alkalinity	SM 2320B	1106338-001	118	121		mg/L as CaCO3	3 %
QC1106621	Duplicate 8	Bicarbonate (HCO3)	SM 2320B	1106339-001	19.7	18.2		mg/L	8 %
		Carbonate (CO3)	SM 2320B	1106339-001	<1.000	<1.000		mg/L	<1%
		Hydroxide (OH)	SM 2320B	1106339-001	<1.000	<1.000		mg/L	<1%
		Total Alkalinity	SM 2320B	1106339-001	16.1	14.9		mg/L as CaCO3	8 %
QC1106621	Duplicate 9	Bicarbonate (HCO3)	SM 2320B	1106343-002	160	160		mg/L	<1%
		Carbonate (CO3)	SM 2320B	1106343-002	<1.000	<1.000		mg/L	<1%
		Hydroxide (OH)	SM 2320B	1106343-002	<1.000	<1.000		mg/L	<1%
		Total Alkalinity	SM 2320B	1106343-002	131	131		mg/L as CaCO3	<1%
QC1106772	Duplicate 1	Total Dissolved Solids (TDS)	SM 2540C	1106324-001	225	223		mg/L	1 %
QC1106772	Duplicate 2	Total Dissolved Solids (TDS)	SM 2540C	1106326-003	214	226	Q	mg/L	5 %
QC1106772	Duplicate 3	Total Dissolved Solids (TDS)	SM 2540C	1106342-003	94.0	86.0	Q	mg/L	9 %
QC1106772	Duplicate 4	Total Dissolved Solids (TDS)	SM 2540C	1106342-013	390	414	Q	mg/L	6 %
QC1106772	Duplicate 5	Total Dissolved Solids (TDS)	SM 2540C	1106342-021	156	144	Q	mg/L	8 %

QCBatchID	QCType	Parameter	Method	Spike Sample	Sample Result	MS Result	MSD Result	Spike Value	Units	MS % Rec.	MSD % Rec.	RPD
QC1106606	MS 1	Fluoride	EPA 300.0	1106198-010	0.494	2.56	2.59	2.00	mg/L	104	105	1 %

QCBatchID	QCType	Parameter	Method	Spike Sample	Sample Result		MS Result	MSD Result	Spike Value	Units	MS % Rec.	MSD % Rec.	RPD
QC1106606	MS 2	Fluoride	EPA 300.0	1106342-001	1.13		3.11	3.13	2.00	mg/L	99	100	1 %
QC1106607	MS 1	Fluoride	EPA 300.0	1106342-010	2.18		3.99	4.01	2.00	mg/L	91	92	<1%
QC1106607	MS 2	Fluoride	EPA 300.0	1106342-019	0.561		2.60	2.63	2.00	mg/L	102	103	1 %
QC1106608	MS 1	Chloride	EPA 300.0	1106198-010	18.8		23.0	22.7	5.00	mg/L	85	77	1 %
QC1106608	MS 2	Chloride	EPA 300.0	1106203-002	30.8		35.3	35.4	5.00	mg/L	89	92	<1%
QC1106609	MS 1	Chloride	EPA 300.0	1106342-010	<1.000		5.25	5.28	5.00	mg/L	103	104	1 %
QC1106609	MS 2	Chloride	EPA 300.0	1106342-019	<1.000		5.26	5.28	5.00	mg/L	104	104	<1%
QC1106610	MS 1	Nitrite Nitrogen	EPA 300.0	1106300-002	<0.025		0.476	0.488	0.500	mg/L	94	96	2 %
QC1106610	MS 2	Nitrite Nitrogen	EPA 300.0	1106342-010	<0.025		0.502	0.504	0.500	mg/L	99	99	<1%
QC1106611	MS 1	Nitrite Nitrogen	EPA 300.0	1106342-019	<0.025		0.512	0.516	0.500	mg/L	101	102	1 %
QC1106612	MS 1	Nitrate Nitrogen	EPA 300.0	1106300-002	<1.000		2.67	2.70	2.00	mg/L	103	105	1 %
QC1106612	MS 2	Nitrate Nitrogen	EPA 300.0	1106342-010	<1.000		2.08	2.09	2.00	mg/L	102	103	<1%
QC1106613	MS 1	Nitrate Nitrogen	EPA 300.0	1106342-019	<1.000		2.07	2.08	2.00	mg/L	102	102	<1%
QC1106622	MS 1	Sulfate	EPA 300.0	1106198-010	22.3		31.9	31.7	10.0	mg/L	95	94	1 %
QC1106622	MS 2	Sulfate	EPA 300.0	1106342-001	87.5	SC	94.9	94.9	10.0	mg/L	NC	NC	NC
QC1106623	MS 1	Sulfate	EPA 300.0	1106342-010	35.1		44.3	44.4	10.0	mg/L	92	93	<1%
QC1106623	MS 2	Sulfate	EPA 300.0	1106342-019	21.8		31.3	31.4	10.0	mg/L	96	96	<1%
QC1106709	MS 1	Uranium, Dissolved	EPA 200.8	1106322-001	0.0224		0.0336	0.0321	0.010	mg/L	112	98	5 %
		Mercury, Dissolved	EPA 200.8	1106322-001	<0.00010		0.000934	0.000869	0.001	mg/L	93	87	7 %
		Antimony, Dissolved	EPA 200.8	1106322-001	0.0139		0.0224	0.0222	0.010	mg/L	85	83	1 %
		Arsenic, Dissolved	EPA 200.8	1106322-001	0.0882		0.1412	0.1389	0.050	mg/L	106	101	2 %
		Lead, Dissolved	EPA 200.8	1106322-001	<0.0025		0.0100	0.0096	0.010	mg/L	100	96	4 %
		Selenium, Dissolved	EPA 200.8	1106322-001	<0.0050		0.0592	0.0614	0.050	mg/L	115	120	4 %
		Thallium, Dissolved	EPA 200.8	1106322-001	0.0010		0.0107	0.0103	0.010	mg/L	97	93	4 %
QC1106710	MS 1	Uranium, Dissolved	EPA 200.8	1106322-002	0.0112		0.0212	0.0207	0.010	mg/L	101	95	2 %
		Mercury, Dissolved	EPA 200.8	1106322-002	<0.00010		0.000876	0.000874	0.001	mg/L	88	87	<1%
		Antimony, Dissolved	EPA 200.8	1106322-002	<0.0025		0.0111	0.0106	0.010	mg/L	107	103	5 %
		Arsenic, Dissolved	EPA 200.8	1106322-002	0.0101		0.0611	0.0585	0.050	mg/L	102	97	4 %
		Lead, Dissolved	EPA 200.8	1106322-002	<0.0025		0.0098	0.0096	0.010	mg/L	98	96	2 %
		Selenium, Dissolved	EPA 200.8	1106322-002	<0.0050		0.0493	0.0487	0.050	mg/L	98	97	1 %
		Thallium, Dissolved	EPA 200.8	1106322-002	<0.0010		0.0095	0.0095	0.010	mg/L	95	95	<1%
QC1106711	MS 1	Uranium, Dissolved	EPA 200.8	1106322-003	<0.0100		0.0180	0.0177	0.010	mg/L	111	108	2 %
		Mercury, Dissolved	EPA 200.8	1106322-003	<0.00010		0.001087	0.001107	0.001	mg/L	109	111	2 %
		Antimony, Dissolved	EPA 200.8	1106322-003	<0.0025		0.0112	0.0112	0.010	mg/L	106	106	<1%
		Arsenic, Dissolved	EPA 200.8	1106322-003	0.1275		0.1856	0.1811	0.050	mg/L	116	107	2 %
		Lead, Dissolved	EPA 200.8	1106322-003	<0.0025		0.0100	0.0098	0.010	mg/L	100	98	2 %
		Selenium, Dissolved	EPA 200.8	1106322-003	<0.0050		0.0502	0.0493	0.050	mg/L	100	99	2 %
		Thallium, Dissolved	EPA 200.8	1106322-003	<0.0010		0.0098	0.0097	0.010	mg/L	98	97	1 %
QC1106830	MS 1	Aluminum, Dissolved	EPA 200.7	1106322-001	<0.045		0.966	0.952	1.00	mg/L	92	91	1 %
		Barium, Dissolved	EPA 200.7	1106322-001	0.037		0.951	0.967	1.00	mg/L	91	93	2 %
		Beryllium, Dissolved	EPA 200.7	1106322-001	<0.001		0.936	0.950	1.00	mg/L	94	95	1 %
		Bismuth, Dissolved	EPA 200.7	1106322-001	<0.100		0.917	0.930	1.00	mg/L	96	97	1 %
		Boron, Dissolved	EPA 200.7	1106322-001	0.137		1.10	1.12	1.00	mg/L	96	98	2 %
		Cadmium, Dissolved	EPA 200.7	1106322-001	<0.001		0.885	0.913	1.00	mg/L	89	92	3 %
		Calcium, Dissolved	EPA 200.7	1106322-001	402		411	411	10.0	mg/L	90	90	<1%
		Chromium, Dissolved	EPA 200.7	1106322-001	<0.005		0.931	0.947	1.00	mg/L	93	95	2 %
		Cobalt, Dissolved	EPA 200.7	1106322-001	<0.010		0.924	0.943	1.00	mg/L	92	93	2 %
		Copper, Dissolved	EPA 200.7	1106322-001	<0.050		5.03	5.02	5.00	mg/L	101	100	<1%
		Gallium, Dissolved	EPA 200.7	1106322-001	<0.100		0.943	0.943	1.00	mg/L	94	94	<1%
		Iron, Dissolved	EPA 200.7	1106322-001	0.046		1.01	1.01	1.00	mg/L	96	96	<1%
		Lithium, Dissolved	EPA 200.7	1106322-001	<0.100		1.00	1.02	1.00	mg/L	93	95	2 %
		Magnesium, Dissolved	EPA 200.7	1106322-001	56.4		64.5	65.3	10.0	mg/L	81	89	1 %
		Manganese, Dissolved	EPA 200.7	1106322-001	0.170		1.10	1.12	1.00	mg/L	93	95	2 %
		Molybdenum, Dissolved	EPA 200.7	1106322-001	0.015		0.963	0.974	1.00	mg/L	95	96	1 %
		Nickel, Dissolved	EPA 200.7	1106322-001	0.075		4.63	4.75	5.00	mg/L	91	94	3 %

QCBatchID	QCType	Parameter	Method	Spike Sample	Sample Result	MS Result	MSD Result	Spike Value	Units	MS % Rec.	MSD % Rec.	RPD
		Phosphorus, Dissolved	EPA 200.7	1106322-001	<0.500	4.78	4.90	5.00	mg/L	97	99	2 %
		Potassium, Dissolved	EPA 200.7	1106322-001	11.6	22.1	22.2	10.0	mg/L	105	106	<1%
		Scandium, Dissolved	EPA 200.7	1106322-001	<0.100	0.957	0.963	1.00	mg/L	96	96	1 %
		Silver, Dissolved	EPA 200.7	1106322-001	<0.005	0.080	0.081	0.090	mg/L	95	96	1 %
		Sodium, Dissolved	EPA 200.7	1106322-001	74.1	84.7	84.2	10.0	mg/L	106	101	1 %
		Strontium, Dissolved	EPA 200.7	1106322-001	1.40	2.39	2.37	1.00	mg/L	99	97	1 %
		Tin, Dissolved	EPA 200.7	1106322-001	<0.100	0.834	0.846	1.00	mg/L	92	94	1 %
		Titanium, Dissolved	EPA 200.7	1106322-001	<0.100	0.974	0.965	1.00	mg/L	98	97	1 %
		Vanadium, Dissolved	EPA 200.7	1106322-001	0.067	1.01	1.02	1.00	mg/L	94	95	1 %
		Zinc, Dissolved	EPA 200.7	1106322-001	0.014	0.919	0.948	1.00	mg/L	90	93	3 %
QC1106831	MS 1	Aluminum, Dissolved	EPA 200.7	1106322-002	0.085	1.00	1.04	1.00	mg/L	91	95	4 %
		Barium, Dissolved	EPA 200.7	1106322-002	0.073	0.993	1.03	1.00	mg/L	92	96	4 %
		Beryllium, Dissolved	EPA 200.7	1106322-002	<0.001	0.928	0.966	1.00	mg/L	93	97	4 %
		Bismuth, Dissolved	EPA 200.7	1106322-002	<0.100	0.935	0.956	1.00	mg/L	94	96	2 %
		Boron, Dissolved	EPA 200.7	1106322-002	<0.100	0.951	0.999	1.00	mg/L	92	96	5 %
		Cadmium, Dissolved	EPA 200.7	1106322-002	<0.001	0.883	0.938	1.00	mg/L	88	94	6 %
		Calcium, Dissolved	EPA 200.7	1106322-002	39.7	49.4	49.9	10.0	mg/L	97	102	1 %
		Chromium, Dissolved	EPA 200.7	1106322-002	<0.005	0.906	0.943	1.00	mg/L	91	94	4 %
		Cobalt, Dissolved	EPA 200.7	1106322-002	<0.010	0.905	0.945	1.00	mg/L	90	94	4 %
		Copper, Dissolved	EPA 200.7	1106322-002	<0.050	4.71	4.83	5.00	mg/L	94	97	3 %
		Gallium, Dissolved	EPA 200.7	1106322-002	<0.100	0.931	0.958	1.00	mg/L	93	96	3 %
		Iron, Dissolved	EPA 200.7	1106322-002	0.021	0.992	0.996	1.00	mg/L	97	98	<1%
		Lithium, Dissolved	EPA 200.7	1106322-002	<0.100	0.966	0.957	1.00	mg/L	96	95	1 %
		Magnesium, Dissolved	EPA 200.7	1106322-002	4.97	14.0	14.3	10.0	mg/L	90	93	2 %
		Manganese, Dissolved	EPA 200.7	1106322-002	<0.005	0.900	0.941	1.00	mg/L	91	95	4 %
		Molybdenum, Dissolved	EPA 200.7	1106322-002	<0.010	0.931	0.959	1.00	mg/L	92	95	3 %
		Nickel, Dissolved	EPA 200.7	1106322-002	<0.010	4.46	4.69	5.00	mg/L	89	94	5 %
		Phosphorus, Dissolved	EPA 200.7	1106322-002	<0.500	4.59	4.86	5.00	mg/L	89	95	6 %
		Potassium, Dissolved	EPA 200.7	1106322-002	2.85	13.1	13.0	10.0	mg/L	102	102	1 %
		Scandium, Dissolved	EPA 200.7	1106322-002	<0.100	0.949	0.960	1.00	mg/L	95	96	1 %
		Silver, Dissolved	EPA 200.7	1106322-002	<0.005	0.082	0.084	0.090	mg/L	93	94	2 %
		Sodium, Dissolved	EPA 200.7	1106322-002	16.1	26.5	26.6	10.0	mg/L	104	105	<1%
		Strontium, Dissolved	EPA 200.7	1106322-002	0.228	1.25	1.24	1.00	mg/L	102	101	1 %
		Tin, Dissolved	EPA 200.7	1106322-002	<0.100	0.858	0.900	1.00	mg/L	89	93	5 %
		Titanium, Dissolved	EPA 200.7	1106322-002	<0.100	0.990	0.983	1.00	mg/L	99	98	1 %
		Vanadium, Dissolved	EPA 200.7	1106322-002	0.015	0.939	0.970	1.00	mg/L	92	96	3 %
		Zinc, Dissolved	EPA 200.7	1106322-002	<0.010	0.891	0.955	1.00	mg/L	89	95	7 %
QC1106832	MS 1	Aluminum, Dissolved	EPA 200.7	1106322-003	<0.045	0.906	0.920	1.00	mg/L	88	90	2 %
		Barium, Dissolved	EPA 200.7	1106322-003	<0.010	0.926	0.938	1.00	mg/L	92	93	1 %
		Beryllium, Dissolved	EPA 200.7	1106322-003	<0.001	0.935	0.933	1.00	mg/L	93	93	<1%
		Bismuth, Dissolved	EPA 200.7	1106322-003	<0.100	0.947	0.942	1.00	mg/L	95	95	1 %
		Boron, Dissolved	EPA 200.7	1106322-003	<0.100	0.974	0.999	1.00	mg/L	91	94	3 %
		Cadmium, Dissolved	EPA 200.7	1106322-003	<0.001	0.900	0.917	1.00	mg/L	90	92	2 %
		Calcium, Dissolved	EPA 200.7	1106322-003	57.0	64.4	64.7	10.0	mg/L	74	77	<1%
		Chromium, Dissolved	EPA 200.7	1106322-003	<0.005	0.909	0.919	1.00	mg/L	91	92	1 %
		Cobalt, Dissolved	EPA 200.7	1106322-003	<0.010	0.907	0.920	1.00	mg/L	91	92	1 %
		Copper, Dissolved	EPA 200.7	1106322-003	<0.050	4.63	4.66	5.00	mg/L	93	93	1 %
		Gallium, Dissolved	EPA 200.7	1106322-003	<0.100	0.923	0.937	1.00	mg/L	92	94	2 %
		Iron, Dissolved	EPA 200.7	1106322-003	<0.010	0.970	0.982	1.00	mg/L	96	97	1 %
		Lithium, Dissolved	EPA 200.7	1106322-003	<0.100	0.852	0.939	1.00	mg/L	84	93	10 %
		Magnesium, Dissolved	EPA 200.7	1106322-003	9.30	18.1	18.5	10.0	mg/L	88	92	2 %
		Manganese, Dissolved	EPA 200.7	1106322-003	<0.005	0.897	0.909	1.00	mg/L	90	92	1 %
		Molybdenum, Dissolved	EPA 200.7	1106322-003	<0.010	0.943	0.943	1.00	mg/L	94	94	<1%
		Nickel, Dissolved	EPA 200.7	1106322-003	<0.010	4.50	4.57	5.00	mg/L	90	91	2 %
		Phosphorus, Dissolved	EPA 200.7	1106322-003	<0.500	4.85	4.88	5.00	mg/L	94	94	1 %

QCBatchID	QCType	Parameter	Method	Spike Sample	Sample Result	MS Result	MSD Result	Spike Value	Units	MS % Rec.	MSD % Rec.	RPD
		Potassium, Dissolved	EPA 200.7	1106322-003	3.80	13.2	13.7	10.0	mg/L	94	99	4 %
		Scandium, Dissolved	EPA 200.7	1106322-003	<0.100	0.940	0.932	1.00	mg/L	94	93	1 %
		Silver, Dissolved	EPA 200.7	1106322-003	<0.005	0.080	0.082	0.090	mg/L	91	93	2 %
		Sodium, Dissolved	EPA 200.7	1106322-003	27.2	35.8	35.8	10.0	mg/L	86	86	<1%
		Strontium, Dissolved	EPA 200.7	1106322-003	0.261	1.23	1.22	1.00	mg/L	97	96	1 %
		Tin, Dissolved	EPA 200.7	1106322-003	<0.100	0.880	0.881	1.00	mg/L	92	92	<1%
		Titanium, Dissolved	EPA 200.7	1106322-003	<0.100	0.975	0.974	1.00	mg/L	97	97	<1%
		Vanadium, Dissolved	EPA 200.7	1106322-003	0.017	0.938	0.947	1.00	mg/L	92	93	1 %
		Zinc, Dissolved	EPA 200.7	1106322-003	<0.010	0.913	0.935	1.00	mg/L	91	93	2 %

WETLAB
WESTERN ENVIRONMENTAL TESTING LABORATORY
Specializing in Soil, Hazardous Waste and Water Analysis.
475 E. Greg Street #119 | Sparks, Nevada 89431
tel (775) 355-0202 | fax (775) 355-0817 | www.WETLaboratory.com

Lab Number 1106342
Report Due Date: 7/1/11
Page 1 of 2

Client McClelland Laboratories, Inc.
Address 1016 Greg Street
City, State & Zip Sparks, NV 89431
Contact Gene McClelland
Phone 775-356-1300
Fax 775-356-8917
P.O. Number
Email mli@mettest.com
Collector's Name Robert
Project Name
Project Number 3438

Turnaround Time: Standard | 5 Day | Other

Billing Address (if different than Client Address):
Company
Address
City, State & Zip
Contact
Phone
Fax
Email

Additional Information

Fax Results	Y	N	To: Client	Billing
Email Results	Y	N	To: Client	Billing
Compliance Monitoring	Y	N		
Fax Results to State EPA	Y	N		

Sample Type Codes

DW = Drinking Water	SD = Solid
WW = Wastewater	SO = Soil
SW = Surface Water	HW = Hazardous Waste
MW = Monitoring Well	OTHER:

SAMPLE ID/LOCATION		DATE	TIME	SAMPLE TYPE	NO. OF CONTAINERS	Profile II w/o Rad	Uranium	Spl. No.
604 562	Wk:20	6/17/11	9:00	WW	2	X	X	1
604 569								2
604 606								3
604 653								4
604 656								5
604 669								6
604 673								7
604 767								8
604 787								9
604 811								10
604 854								11
604 862								12

1106342 1-

Instructions/Comments/Special Requirements:

SAMPLE RECEIPT	DATE	TIME	Samples Relinquished By	Samples Received By
Temperature 22 °C	6/17/11	16:15		
Custody Seals Intact? Y N (None)				
Number of Containers 42				

WETLAB'S Standard Terms and Conditions apply unless written agreements specify otherwise. Payment terms are Net 30.

To the maximum extent permitted by law, the Client agrees to limit the liability of WETLAB for the Client's damages to the total compesation received, unless other agreements are made in writing. This limitation shall apply regardless of the cause of action or legal theory pled or asserted.

301.2E

WETLAB
WESTERN ENVIRONMENTAL TESTING LABORATORY
Specializing in Soil, Hazardous Waste and Water Analysis.
475 E. Greg Street #119 | Sparks, Nevada 89431
tel (775) 355-0202 | fax (775) 355-0817 | www.WETLaboratory.com

Lab Number 1106342
Report Due Date: 7/1/11
Page 2 of 2

Client: McClelland Laboratories, Inc.
Address: 1016 Greg Street
City, State & Zip: Sparks, NV 89431
Contact: Gene McClelland
Phone: 775-356-1300 | Collector's Name: Robert
Fax: 775-356-8917 | Project Name:
P.O. Number: | Project Number: 3438
Email: mli@mettest.com

Turnaround Time: Standard X | 5 Day | Other

Billing Address (if different than Client Address):
Company
Address
City, State & Zip
Contact
Phone
Fax
Email

Additional Information

Fax Results	Y	N	To: Client	Billing
Email Results	Y	N	To: Client	Billing
Compliance Monitoring	Y	N		
Fax Results to State EPA	Y	N		

Sample Type Codes

DW = Drinking Water; WW = Wastewater; SW = Surface Water; MW = Monitoring Well; SD = Solid; SO = Soil; HW = Hazardous Waste; OTHER:

SAMPLE ID / LOCATION		DATE	TIME	SAMPLE TYPE	NO. OF CONTAINERS	Profile II w/o Wad	Uranium	Spl. No.
604 867	Wk:20	6/17/11	9:00	WW	2	X	X	13
605 033								14
605 153								15
SRK 0854								16
SRK 0858								17
SRK 0864								18
SRK 0866								19
SRK 0867								20
SRK 0872								21

Instructions/Comments/Special Requirements:

SAMPLE RECEIPT	DATE	TIME	Samples Relinquished By	Samples Received By
Temperature 22 °C	6/17/11	16:15		
Custody Seals Intact? Y N (None)				
Number of Containers 42				

WETLAB'S Standard Terms and Conditions apply unless written agreements specify otherwise. Payment terms are Net 30.

To the maximum extent permitted by law, the Client agrees to limit the liability of WETLAB for the Client's damages to the total compesation received, unless other agreements are made in writing. This limitation shall apply regardless of the cause of action or legal theory pled or asserted.

301.2E

WETLAB
WESTERN ENVIRONMENTAL
TESTING LABORATORY

475 E. Greg Street #119 | Sparks, Nevada 89431 | tel (775) 355-0202 | fax (775) 355-0817 | www.WETLaboratory.com

6/7/2011

McClelland Laboratory
1016 Greg Street
Sparks, NV 89431
Attn: Gene McClelland

OrderID: *1105313*

Dear: Gene McClelland

This is to transmit the attached analytical report. The analytical data and information contained therein was generated using specified or selected methods contained in references, such as Standard Methods for the Examination of Water and Wastewater, 18th & 19th editions, Methods for Determination of Organic Compounds in Drinking Water, EPA-600/4-79-020, and Test Methods for Evaluation of Solid Waste, Physical/Chemical Methods (SW846) Third Edition.

The samples were received by WETLAB-Western Environmental Testing Laboratory in good condition on 5/20/2011. Additional comments are located on page 2 of this report.

If you should have any questions or comments regarding this report, please do not hesitate to call.

Sincerely,

Andy Smith
QA Manager

Western Environmental Testing Laboratory
Report Comments

McClelland Laboratory - 1105313

General Comments

None

Specific Comments

Due to the sample matrix it was necessary to analyze the following at a dilution:
1105313-001,010,011 Vanadium
1105313-004,020 Molybdenum
1105313-017 Cadmium, Arsenic, Selenium
The reporting limits have been adjusted accordingly.

Data Qualifier Legend

B – Blank contamination; Analyte detected above the method reporting limit in an associated blank

HT – Sample held beyond the accepted holding time

J – The reported value is between the laboratory method detection limit and the laboratory practical quantitation limit

M – Reported value is estimated; The sample matrix interfered with the analysis

N – There was insufficient sample available to perform a spike and/or duplicate on this analytical batch.

NC – Not calculated due to matrix interference

Q – Reported value is estimated; The value failed to meet QC criteria for either precision or accuracy

SA – Reported value was calculated using the method of Standard Additions.

SC – Spike recovery not calculated. Sample concentration >4X the spike amount; therefore, the spike could not be adequately recovered.

Western Environmental Testing Laboratory
Analytical Report

McClelland Laboratory
1016 Greg Street
Sparks, NV 89431
Attn: Gene McClelland
Phone: (775) 356-1300 **Fax:** (775) 356-8917
PO\Project: *3438*

Date Printed: 6/7/2011
OrderID: *1105313*

Customer Sample ID: 604 562 WK:16
WETLAB Sample ID: 1105313-001

Collect Date/Time: 5/20/2011 09:00
Receive Date: 5/20/2011 15:50

PROFILE II

Parameter	Method	Results	Units	Reporting Limit	Date Analyzed
pH	SM 4500-H+ B	7.80	pH Units		5/20/2011
Bicarbonate (HCO3)	SM 2320B	73	mg/L	1.0	5/20/2011
Carbonate (CO3)	SM 2320B	<1.0	mg/L	1.0	5/20/2011
Hydroxide (OH)	SM 2320B	<1.0	mg/L	1.0	5/20/2011
Total Alkalinity	SM 2320B	60	mg/L as CaCO3	1.0	5/20/2011
Chloride	EPA 300.0	<1.00	mg/L	1.00	5/21/2011
Fluoride	EPA 300.0	1.0	mg/L	0.10	5/21/2011
Sulfate	EPA 300.0	78	mg/L	1.0	5/21/2011
Nitrate Nitrogen	EPA 300.0	<1.0	mg/L	1.0	5/21/2011
Nitrite Nitrogen	EPA 300.0	<0.025	mg/L	0.025	5/21/2011
Total Dissolved Solids (TDS)	SM 2540C	190	mg/L	10	5/23/2011
Aluminum	EPA 200.7	<0.045	mg/L	0.045	5/25/2011
Barium	EPA 200.7	0.025	mg/L	0.010	5/25/2011
Beryllium	EPA 200.7	<0.0010	mg/L	0.0010	5/25/2011
Bismuth	EPA 200.7	<0.10	mg/L	0.10	5/25/2011
Boron	EPA 200.7	<0.10	mg/L	0.10	5/25/2011
Cadmium	EPA 200.7	<0.0010	mg/L	0.0010	5/25/2011
Calcium	EPA 200.7	43	mg/L	0.50	5/25/2011
Chromium	EPA 200.7	<0.0050	mg/L	0.0050	5/25/2011
Cobalt	EPA 200.7	<0.010	mg/L	0.010	5/25/2011
Copper	EPA 200.7	<0.050	mg/L	0.050	5/25/2011
Gallium	EPA 200.7	<0.10	mg/L	0.10	5/25/2011
Iron	EPA 200.7	<0.010	mg/L	0.010	5/25/2011
Lithium	EPA 200.7	<0.10	mg/L	0.10	5/25/2011
Magnesium	EPA 200.7	7.9	mg/L	0.50	5/25/2011
Manganese	EPA 200.7	0.28	mg/L	0.0050	5/25/2011
Molybdenum	EPA 200.7	<0.010	mg/L	0.010	5/25/2011
Nickel	EPA 200.7	<0.010	mg/L	0.010	5/25/2011
Phosphorus	EPA 200.7	<0.50	mg/L	0.50	5/25/2011
Potassium	EPA 200.7	2.7	mg/L	0.50	5/25/2011

Customer Sample ID: 604 562 WK:16 **Collect Date/Time:** 5/20/2011 09:00
WETLAB Sample ID: 1105313-001 **Receive Date:** 5/20/2011 15:50

PROFILE II

Parameter	Method	Results	Units	Reporting Limit	Date Analyzed
Scandium	EPA 200.7	<0.10	mg/L	0.10	5/25/2011
Silver	EPA 200.7	<0.0050	mg/L	0.0050	5/25/2011
Sodium	EPA 200.7	0.52	mg/L	0.50	5/25/2011
Strontium	EPA 200.7	0.36	mg/L	0.10	5/25/2011
Tin	EPA 200.7	<0.10	mg/L	0.10	5/25/2011
Titanium	EPA 200.7	<0.10	mg/L	0.10	5/25/2011
Vanadium	EPA 200.7	<0.050	mg/L	0.050	5/27/2011
Zinc	EPA 200.7	0.012	mg/L	0.010	5/25/2011
Mercury	EPA 200.8	<0.00010	mg/L	0.00010	5/31/2011
Antimony	EPA 200.8	<0.0025	mg/L	0.0025	5/31/2011
Arsenic	EPA 200.8	<0.0050	mg/L	0.0050	5/31/2011
Lead	EPA 200.8	<0.0025	mg/L	0.0025	5/31/2011
Selenium	EPA 200.8	<0.0050	mg/L	0.0050	5/31/2011
Thallium	EPA 200.8	<0.0010	mg/L	0.0010	5/31/2011
Uranium	EPA 200.8	<0.010	mg/L	0.010	5/31/2011
Anions	Calculation	2.87	meq/L	0.10	
Cations	Calculation	2.90	meq/L	0.10	
Error	Calculation	<1.0	%	1.0	

Customer Sample ID: 604 569 WK:16 **Collect Date/Time:** 5/20/2011 09:00
WETLAB Sample ID: 1105313-002 **Receive Date:** 5/20/2011 15:50

PROFILE II

Parameter	Method	Results	Units	Reporting Limit	Date Analyzed
pH	SM 4500-H+ B	7.58	pH Units		5/20/2011
Bicarbonate (HCO3)	SM 2320B	35	mg/L	1.0	5/20/2011
Carbonate (CO3)	SM 2320B	<1.0	mg/L	1.0	5/20/2011
Hydroxide (OH)	SM 2320B	<1.0	mg/L	1.0	5/20/2011
Total Alkalinity	SM 2320B	29	mg/L as CaCO3	1.0	5/20/2011
Chloride	EPA 300.0	<1.00	mg/L	1.00	5/21/2011
Fluoride	EPA 300.0	0.85	mg/L	0.10	5/21/2011
Sulfate	EPA 300.0	25	mg/L	1.0	5/21/2011
Nitrate Nitrogen	EPA 300.0	<1.0	mg/L	1.0	5/21/2011
Nitrite Nitrogen	EPA 300.0	<0.025	mg/L	0.025	5/21/2011
Total Dissolved Solids (TDS)	SM 2540C	66	mg/L	10	5/23/2011
Aluminum	EPA 200.7	0.057	mg/L	0.045	5/25/2011
Barium	EPA 200.7	<0.010	mg/L	0.010	5/25/2011
Beryllium	EPA 200.7	<0.0010	mg/L	0.0010	5/25/2011
Bismutb	EPA 200.7	<0.10	mg/L	0.10	5/25/2011
Boron	EPA 200.7	<0.10	mg/L	0.10	5/25/2011
Cadmium	EPA 200.7	<0.0010	mg/L	0.0010	5/25/2011

Customer Sample ID: 604 569 WK:16 **Collect Date/Time:** 5/20/2011 09:00
WETLAB Sample ID: 1105313-002 **Receive Date:** 5/20/2011 15:50

PROFILE II

Parameter	Method	Results	Units	Reporting Limit	Date Analyzed
Calcium	EPA 200.7	15	mg/L	0.50	5/25/2011
Chromium	EPA 200.7	<0.0050	mg/L	0.0050	5/25/2011
Cobalt	EPA 200.7	<0.010	mg/L	0.010	5/25/2011
Copper	EPA 200.7	<0.050	mg/L	0.050	5/25/2011
Gallium	EPA 200.7	<0.10	mg/L	0.10	5/25/2011
Iron	EPA 200.7	<0.010	mg/L	0.010	5/25/2011
Lithium	EPA 200.7	<0.10	mg/L	0.10	5/25/2011
Magnesium	EPA 200.7	3.7	mg/L	0.50	5/25/2011
Manganese	EPA 200.7	0.073	mg/L	0.0050	5/25/2011
Molybdenum	EPA 200.7	<0.010	mg/L	0.010	5/25/2011
Nickel	EPA 200.7	<0.010	mg/L	0.010	5/25/2011
Phosphorus	EPA 200.7	<0.50	mg/L	0.50	5/25/2011
Potassium	EPA 200.7	1.8	mg/L	0.50	5/25/2011
Scandium	EPA 200.7	<0.10	mg/L	0.10	5/25/2011
Silver	EPA 200.7	<0.0050	mg/L	0.0050	5/25/2011
Sodium	EPA 200.7	0.58	mg/L	0.50	5/25/2011
Strontium	EPA 200.7	0.10	mg/L	0.10	5/25/2011
Tin	EPA 200.7	<0.10	mg/L	0.10	5/25/2011
Titanium	EPA 200.7	<0.10	mg/L	0.10	5/25/2011
Vanadium	EPA 200.7	<0.010	mg/L	0.010	5/25/2011
Zinc	EPA 200.7	<0.010	mg/L	0.010	5/25/2011
Mercury	EPA 200.8	<0.00010	mg/L	0.00010	5/31/2011
Antimony	EPA 200.8	<0.0025	mg/L	0.0025	5/31/2011
Arsenic	EPA 200.8	<0.0050	mg/L	0.0050	5/31/2011
Lead	EPA 200.8	<0.0025	mg/L	0.0025	5/31/2011
Selenium	EPA 200.8	<0.0050	mg/L	0.0050	5/31/2011
Thallium	EPA 200.8	<0.0010	mg/L	0.0010	5/31/2011
Uranium	EPA 200.8	0.011	mg/L	0.010	5/31/2011
Anions	Calculation	1.14	meq/L	0.10	
Cations	Calculation	1.13	meq/L	0.10	
Error	Calculation	<1.0	%	1.0	

Customer Sample ID: 604 606 WK:16 **Collect Date/Time:** 5/20/2011 09:00
WETLAB Sample ID: 1105313-003 **Receive Date:** 5/20/2011 15:50

PROFILE II

Parameter	Method	Results	Units	Reporting Limit	Date Analyzed
pH	SM 4500-H+ B	7.99	pH Units		5/20/2011
Bicarbonate (HCO3)	SM 2320B	69	mg/L	1.0	5/20/2011
Carbonate (CO3)	SM 2320B	<1.0	mg/L	1.0	5/20/2011
Hydroxide (OH)	SM 2320B	<1.0	mg/L	1.0	5/20/2011

Customer Sample ID: 604 606 WK:16 **Collect Date/Time:** 5/20/2011 09:00

WETLAB Sample ID: 1105313-003 **Receive Date:** 5/20/2011 15:50

PROFILE II

Parameter	Method	Results	Units	Reporting Limit	Date Analyzed
Total Alkalinity	SM 2320B	57	mg/L as CaCO3	1.0	5/20/2011
Chloride	EPA 300.0	<1.00	mg/L	1.00	5/21/2011
Fluoride	EPA 300.0	1.3	mg/L	0.10	5/21/2011
Sulfate	EPA 300.0	42	mg/L	1.0	5/21/2011
Nitrate Nitrogen	EPA 300.0	<1.0	mg/L	1.0	5/21/2011
Nitrite Nitrogen	EPA 300.0	<0.025	mg/L	0.025	5/21/2011
Total Dissolved Solids (TDS)	SM 2540C	120	mg/L	10	5/23/2011
Aluminum	EPA 200.7	<0.045	mg/L	0.045	5/25/2011
Barium	EPA 200.7	0.036	mg/L	0.010	5/25/2011
Beryllium	EPA 200.7	<0.0010	mg/L	0.0010	5/25/2011
Bismuth	EPA 200.7	<0.10	mg/L	0.10	5/25/2011
Boron	EPA 200.7	<0.10	mg/L	0.10	5/25/2011
Cadmium	EPA 200.7	<0.0010	mg/L	0.0010	5/25/2011
Calcium	EPA 200.7	30	mg/L	0.50	5/25/2011
Chromium	EPA 200.7	<0.0050	mg/L	0.0050	5/25/2011
Cobalt	EPA 200.7	<0.010	mg/L	0.010	5/25/2011
Copper	EPA 200.7	<0.050	mg/L	0.050	5/25/2011
Gallium	EPA 200.7	<0.10	mg/L	0.10	5/25/2011
Iron	EPA 200.7	<0.010	mg/L	0.010	5/25/2011
Lithium	EPA 200.7	<0.10	mg/L	0.10	5/25/2011
Magnesium	EPA 200.7	5.5	mg/L	0.50	5/25/2011
Manganese	EPA 200.7	0.051	mg/L	0.0050	5/25/2011
Molybdenum	EPA 200.7	<0.010	mg/L	0.010	5/25/2011
Nickel	EPA 200.7	<0.010	mg/L	0.010	5/25/2011
Phosphorus	EPA 200.7	<0.50	mg/L	0.50	5/25/2011
Potassium	EPA 200.7	3.1	mg/L	0.50	5/25/2011
Scandium	EPA 200.7	<0.10	mg/L	0.10	5/25/2011
Silver	EPA 200.7	<0.0050	mg/L	0.0050	5/25/2011
Sodium	EPA 200.7	0.86	mg/L	0.50	5/25/2011
Strontium	EPA 200.7	0.28	mg/L	0.10	5/25/2011
Tin	EPA 200.7	<0.10	mg/L	0.10	5/25/2011
Titanium	EPA 200.7	<0.10	mg/L	0.10	5/25/2011
Vanadium	EPA 200.7	<0.010	mg/L	0.010	5/25/2011
Zinc	EPA 200.7	<0.010	mg/L	0.010	5/25/2011
Mercury	EPA 200.8	<0.00010	mg/L	0.00010	5/31/2011
Antimony	EPA 200.8	<0.0025	mg/L	0.0025	5/31/2011
Arsenic	EPA 200.8	<0.0050	mg/L	0.0050	5/31/2011
Lead	EPA 200.8	<0.0025	mg/L	0.0025	5/31/2011
Selenium	EPA 200.8	<0.0050	mg/L	0.0050	5/31/2011
Thallium	EPA 200.8	<0.0010	mg/L	0.0010	5/31/2011
Uranium	EPA 200.8	0.020	mg/L	0.010	5/31/2011

Customer Sample ID: 604 606 WK:16 **Collect Date/Time:** 5/20/2011 09:00
WETLAB Sample ID: 1105313-003 **Receive Date:** 5/20/2011 15:50

PROFILE II

Parameter	Method	Results	Units	Reporting Limit	Date Analyzed
Anions	Calculation	2.07	meq/L	0.10	
Cations	Calculation	2.07	meq/L	0.10	
Error	Calculation	<1.0	%	1.0	

Customer Sample ID: 604 653 WK:16 **Collect Date/Time:** 5/20/2011 09:00
WETLAB Sample ID: 1105313-004 **Receive Date:** 5/20/2011 15:50

PROFILE II

Parameter	Method	Results	Units	Reporting Limit	Date Analyzed
pH	SM 4500-H+ B	7.91	pH Units		5/20/2011
Bicarbonate (HCO3)	SM 2320B	74	mg/L	1.0	5/20/2011
Carbonate (CO3)	SM 2320B	<1.0	mg/L	1.0	5/20/2011
Hydroxide (OH)	SM 2320B	<1.0	mg/L	1.0	5/20/2011
Total Alkalinity	SM 2320B	61	mg/L as CaCO3	1.0	5/20/2011
Chloride	EPA 300.0	<1.00	mg/L	1.00	5/21/2011
Fluoride	EPA 300.0	1.7	mg/L	0.10	5/21/2011
Sulfate	EPA 300.0	59	mg/L	1.0	5/21/2011
Nitrate Nitrogen	EPA 300.0	<1.0	mg/L	1.0	5/21/2011
Nitrite Nitrogen	EPA 300.0	<0.025	mg/L	0.025	5/21/2011
Total Dissolved Solids (TDS)	SM 2540C	100	mg/L	10	5/23/2011
Aluminum	EPA 200.7	<0.045	mg/L	0.045	5/25/2011
Barium	EPA 200.7	0.052	mg/L	0.010	5/25/2011
Beryllium	EPA 200.7	<0.0010	mg/L	0.0010	5/25/2011
Bismuth	EPA 200.7	<0.10	mg/L	0.10	5/25/2011
Boron	EPA 200.7	<0.10	mg/L	0.10	5/25/2011
Cadmium	EPA 200.7	<0.0010	mg/L	0.0010	5/25/2011
Calcium	EPA 200.7	40	mg/L	0.50	5/25/2011
Chromium	EPA 200.7	<0.0050	mg/L	0.0050	5/25/2011
Cobalt	EPA 200.7	<0.010	mg/L	0.010	5/25/2011
Copper	EPA 200.7	<0.050	mg/L	0.050	5/25/2011
Gallium	EPA 200.7	<0.10	mg/L	0.10	5/25/2011
Iron	EPA 200.7	<0.010	mg/L	0.010	5/25/2011
Lithium	EPA 200.7	<0.10	mg/L	0.10	5/25/2011
Magnesium	EPA 200.7	4.8	mg/L	0.50	5/25/2011
Manganese	EPA 200.7	0.30	mg/L	0.0050	5/25/2011
Molybdenum	EPA 200.7	<0.050	mg/L	0.050	5/27/2011
Nickel	EPA 200.7	<0.010	mg/L	0.010	5/25/2011
Phosphorus	EPA 200.7	<0.50	mg/L	0.50	5/25/2011
Potassium	EPA 200.7	4.4	mg/L	0.50	5/25/2011
Scandium	EPA 200.7	<0.10	mg/L	0.10	5/25/2011
Silver	EPA 200.7	<0.0050	mg/L	0.0050	5/25/2011

Customer Sample ID: 604 653 WK:16 **Collect Date/Time:** 5/20/2011 09:00
WETLAB Sample ID: 1105313-004 **Receive Date:** 5/20/2011 15:50

PROFILE II

Parameter	Method	Results	Units	Reporting Limit	Date Analyzed
Sodium	EPA 200.7	1.2	mg/L	0.50	5/25/2011
Strontium	EPA 200.7	0.28	mg/L	0.10	5/25/2011
Tin	EPA 200.7	<0.10	mg/L	0.10	5/25/2011
Titanium	EPA 200.7	<0.10	mg/L	0.10	5/25/2011
Vanadium	EPA 200.7	<0.010	mg/L	0.010	5/25/2011
Zinc	EPA 200.7	<0.010	mg/L	0.010	5/25/2011
Mercury	EPA 200.8	<0.00010	mg/L	0.00010	5/31/2011
Antimony	EPA 200.8	<0.0025	mg/L	0.0025	5/31/2011
Arsenic	EPA 200.8	<0.0050	mg/L	0.0050	5/31/2011
Lead	EPA 200.8	<0.0025	mg/L	0.0025	5/31/2011
Selenium	EPA 200.8	<0.0050	mg/L	0.0050	5/31/2011
Thallium	EPA 200.8	<0.0010	mg/L	0.0010	5/31/2011
Uranium	EPA 200.8	0.011	mg/L	0.010	5/31/2011
Anions	Calculation	2.53	meq/L	0.10	
Cations	Calculation	2.57	meq/L	0.10	
Error	Calculation	<1.0	%	1.0	

Customer Sample ID: 604 656 WK:16 **Collect Date/Time:** 5/20/2011 09:00
WETLAB Sample ID: 1105313-005 **Receive Date:** 5/20/2011 15:50

PROFILE II

Parameter	Method	Results	Units	Reporting Limit	Date Analyzed
pH	SM 4500-H+ B	7.83	pH Units		5/20/2011
Bicarbonate (HCO3)	SM 2320B	56	mg/L	1.0	5/20/2011
Carbonate (CO3)	SM 2320B	<1.0	mg/L	1.0	5/20/2011
Hydroxide (OH)	SM 2320B	<1.0	mg/L	1.0	5/20/2011
Total Alkalinity	SM 2320B	46	mg/L as CaCO3	1.0	5/20/2011
Chloride	EPA 300.0	<1.00	mg/L	1.00	5/21/2011
Fluoride	EPA 300.0	1.2	mg/L	0.10	5/21/2011
Sulfate	EPA 300.0	48	mg/L	1.0	5/21/2011
Nitrate Nitrogen	EPA 300.0	<1.0	mg/L	1.0	5/21/2011
Nitrite Nitrogen	EPA 300.0	<0.025	mg/L	0.025	5/21/2011
Total Dissolved Solids (TDS)	SM 2540C	160	mg/L	10	5/23/2011
Aluminum	EPA 200.7	<0.045	mg/L	0.045	5/25/2011
Barium	EPA 200.7	0.015	mg/L	0.010	5/25/2011
Beryllium	EPA 200.7	<0.0010	mg/L	0.0010	5/25/2011
Bismuth	EPA 200.7	<0.10	mg/L	0.10	5/25/2011
Boron	EPA 200.7	<0.10	mg/L	0.10	5/25/2011
Cadmium	EPA 200.7	<0.0010	mg/L	0.0010	5/25/2011
Calcium	EPA 200.7	27	mg/L	0.50	5/25/2011
Chromium	EPA 200.7	<0.0050	mg/L	0.0050	5/25/2011

Customer Sample ID: 604 656 WK:16 **Collect Date/Time:** 5/20/2011 09:00
WETLAB Sample ID: 1105313-005 **Receive Date:** 5/20/2011 15:50

PROFILE II

Parameter	Method	Results	Units	Reporting Limit	Date Analyzed
Cobalt	EPA 200.7	<0.010	mg/L	0.010	5/25/2011
Copper	EPA 200.7	0.053	mg/L	0.050	5/25/2011
Gallium	EPA 200.7	<0.10	mg/L	0.10	5/25/2011
Iron	EPA 200.7	<0.010	mg/L	0.010	5/25/2011
Lithium	EPA 200.7	<0.10	mg/L	0.10	5/25/2011
Magnesium	EPA 200.7	5.0	mg/L	0.50	5/25/2011
Manganese	EPA 200.7	0.092	mg/L	0.0050	5/25/2011
Molybdenum	EPA 200.7	0.030	mg/L	0.010	5/25/2011
Nickel	EPA 200.7	<0.010	mg/L	0.010	5/25/2011
Phosphorus	EPA 200.7	<0.50	mg/L	0.50	5/25/2011
Potassium	EPA 200.7	4.7	mg/L	0.50	5/25/2011
Scandium	EPA 200.7	<0.10	mg/L	0.10	5/25/2011
Silver	EPA 200.7	<0.0050	mg/L	0.0050	5/25/2011
Sodium	EPA 200.7	0.61	mg/L	0.50	5/25/2011
Strontium	EPA 200.7	0.27	mg/L	0.10	5/25/2011
Tin	EPA 200.7	<0.10	mg/L	0.10	5/25/2011
Titanium	EPA 200.7	<0.10	mg/L	0.10	5/25/2011
Vanadium	EPA 200.7	<0.010	mg/L	0.010	5/25/2011
Zinc	EPA 200.7	<0.010	mg/L	0.010	5/25/2011
Mercury	EPA 200.8	<0.00010	mg/L	0.00010	5/31/2011
Antimony	EPA 200.8	<0.0025	mg/L	0.0025	5/31/2011
Arsenic	EPA 200.8	<0.0050	mg/L	0.0050	5/31/2011
Lead	EPA 200.8	<0.0025	mg/L	0.0025	5/31/2011
Selenium	EPA 200.8	<0.0050	mg/L	0.0050	5/31/2011
Thallium	EPA 200.8	<0.0010	mg/L	0.0010	5/31/2011
Uranium	EPA 200.8	0.012	mg/L	0.010	5/31/2011
Anions	Calculation	1.98	meq/L	0.10	
Cations	Calculation	1.91	meq/L	0.10	
Error	Calculation	1.8	%	1.0	

Customer Sample ID: 604 669 WK:16 **Collect Date/Time:** 5/20/2011 09:00
WETLAB Sample ID: 1105313-006 **Receive Date:** 5/20/2011 15:50

PROFILE II

Parameter	Method	Results	Units	Reporting Limit	Date Analyzed
pH	SM 4500-H+ B	7.72	pH Units		5/20/2011
Bicarbonate (HCO3)	SM 2320B	47	mg/L	1.0	5/20/2011
Carbonate (CO3)	SM 2320B	<1.0	mg/L	1.0	5/20/2011
Hydroxide (OH)	SM 2320B	<1.0	mg/L	1.0	5/20/2011
Total Alkalinity	SM 2320B	38	mg/L as CaCO3	1.0	5/20/2011
Chloride	EPA 300.0	<1.00	mg/L	1.00	5/21/2011

Customer Sample ID: 604 669 WK:16 **Collect Date/Time:** 5/20/2011 09:00

WETLAB Sample ID: 1105313-006 **Receive Date:** 5/20/2011 15:50

PROFILE II

Parameter	Method	Results	Units	Reporting Limit	Date Analyzed
Fluoride	EPA 300.0	0.76	mg/L	0.10	5/21/2011
Sulfate	EPA 300.0	84	mg/L	1.0	5/21/2011
Nitrate Nitrogen	EPA 300.0	<1.0	mg/L	1.0	5/21/2011
Nitrite Nitrogen	EPA 300.0	<0.025	mg/L	0.025	5/21/2011
Total Dissolved Solids (TDS)	SM 2540C	170	mg/L	10	5/23/2011
Aluminum	EPA 200.7	<0.045	mg/L	0.045	5/25/2011
Barium	EPA 200.7	0.018	mg/L	0.010	5/25/2011
Beryllium	EPA 200.7	<0.0010	mg/L	0.0010	5/25/2011
Bismuth	EPA 200.7	<0.10	mg/L	0.10	5/25/2011
Boron	EPA 200.7	<0.10	mg/L	0.10	5/25/2011
Cadmium	EPA 200.7	<0.0010	mg/L	0.0010	5/25/2011
Calcium	EPA 200.7	38	mg/L	0.50	5/25/2011
Chromium	EPA 200.7	<0.0050	mg/L	0.0050	5/25/2011
Cobalt	EPA 200.7	<0.010	mg/L	0.010	5/25/2011
Copper	EPA 200.7	<0.050	mg/L	0.050	5/25/2011
Gallium	EPA 200.7	<0.10	mg/L	0.10	5/25/2011
Iron	EPA 200.7	<0.010	mg/L	0.010	5/25/2011
Lithium	EPA 200.7	<0.10	mg/L	0.10	5/25/2011
Magnesium	EPA 200.7	5.6	mg/L	0.50	5/25/2011
Manganese	EPA 200.7	0.52	mg/L	0.0050	5/25/2011
Molybdenum	EPA 200.7	<0.010	mg/L	0.010	5/25/2011
Nickel	EPA 200.7	<0.010	mg/L	0.010	5/25/2011
Phosphorus	EPA 200.7	<0.50	mg/L	0.50	5/25/2011
Potassium	EPA 200.7	4.6	mg/L	0.50	5/25/2011
Scandium	EPA 200.7	<0.10	mg/L	0.10	5/25/2011
Silver	EPA 200.7	<0.0050	mg/L	0.0050	5/25/2011
Sodium	EPA 200.7	0.90	mg/L	0.50	5/25/2011
Strontium	EPA 200.7	0.32	mg/L	0.10	5/25/2011
Tin	EPA 200.7	<0.10	mg/L	0.10	5/25/2011
Titanium	EPA 200.7	<0.10	mg/L	0.10	5/25/2011
Vanadium	EPA 200.7	<0.010	mg/L	0.010	5/25/2011
Zinc	EPA 200.7	<0.010	mg/L	0.010	5/25/2011
Mercury	EPA 200.8	<0.00010	mg/L	0.00010	5/31/2011
Antimony	EPA 200.8	<0.0025	mg/L	0.0025	5/31/2011
Arsenic	EPA 200.8	<0.0050	mg/L	0.0050	5/31/2011
Lead	EPA 200.8	<0.0025	mg/L	0.0025	5/31/2011
Selenium	EPA 200.8	0.0060	mg/L	0.0050	5/31/2011
Thallium	EPA 200.8	<0.0010	mg/L	0.0010	5/31/2011
Uranium	EPA 200.8	0.016	mg/L	0.010	5/31/2011
Anions	Calculation	2.56	meq/L	0.10	
Cations	Calculation	2.53	meq/L	0.10	

Customer Sample ID: 604 669 WK:16 **Collect Date/Time:** 5/20/2011 09:00
WETLAB Sample ID: 1105313-006 **Receive Date:** 5/20/2011 15:50

PROFILE II

Parameter	Method	Results	Units	Reporting Limit	Date Analyzed
Error	Calculation	<1.0	%	1.0	

Customer Sample ID: 604 673 WK:16 **Collect Date/Time:** 5/20/2011 09:00
WETLAB Sample ID: 1105313-007 **Receive Date:** 5/20/2011 15:50

PROFILE II

Parameter	Method	Results	Units	Reporting Limit	Date Analyzed
pH	SM 4500-H+ B	6.96	pH Units		5/20/2011
Bicarbonate (HCO3)	SM 2320B	7.4	mg/L	1.0	5/20/2011
Carbonate (CO3)	SM 2320B	<1.0	mg/L	1.0	5/20/2011
Hydroxide (OH)	SM 2320B	<1.0	mg/L	1.0	5/20/2011
Total Alkalinity	SM 2320B	6.1	mg/L as CaCO3	1.0	5/20/2011
Chloride	EPA 300.0	<1.00	mg/L	1.00	5/21/2011
Fluoride	EPA 300.0	0.32	mg/L	0.10	5/21/2011
Sulfate	EPA 300.0	26	mg/L	1.0	5/21/2011
Nitrate Nitrogen	EPA 300.0	<1.0	mg/L	1.0	5/21/2011
Nitrite Nitrogen	EPA 300.0	<0.025	mg/L	0.025	5/21/2011
Total Dissolved Solids (TDS)	SM 2540C	48	mg/L	10	5/23/2011
Aluminum	EPA 200.7	<0.045	mg/L	0.045	5/25/2011
Barium	EPA 200.7	0.034	mg/L	0.010	5/25/2011
Beryllium	EPA 200.7	<0.0010	mg/L	0.0010	5/25/2011
Bismuth	EPA 200.7	<0.10	mg/L	0.10	5/25/2011
Boron	EPA 200.7	<0.10	mg/L	0.10	5/25/2011
Cadmium	EPA 200.7	<0.0010	mg/L	0.0010	5/25/2011
Calcium	EPA 200.7	9.3	mg/L	0.50	5/25/2011
Chromium	EPA 200.7	<0.0050	mg/L	0.0050	5/25/2011
Cobalt	EPA 200.7	<0.010	mg/L	0.010	5/25/2011
Copper	EPA 200.7	<0.050	mg/L	0.050	5/25/2011
Gallium	EPA 200.7	<0.10	mg/L	0.10	5/25/2011
Iron	EPA 200.7	<0.010	mg/L	0.010	5/25/2011
Lithium	EPA 200.7	<0.10	mg/L	0.10	5/25/2011
Magnesium	EPA 200.7	1.2	mg/L	0.50	5/25/2011
Manganese	EPA 200.7	0.033	mg/L	0.0050	5/25/2011
Molybdenum	EPA 200.7	0.018	mg/L	0.010	5/25/2011
Nickel	EPA 200.7	<0.010	mg/L	0.010	5/25/2011
Phosphorus	EPA 200.7	<0.50	mg/L	0.50	5/25/2011
Potassium	EPA 200.7	2.4	mg/L	0.50	5/25/2011
Scandium	EPA 200.7	<0.10	mg/L	0.10	5/25/2011
Silver	EPA 200.7	<0.0050	mg/L	0.0050	5/25/2011
Sodium	EPA 200.7	0.71	mg/L	0.50	5/25/2011
Strontium	EPA 200.7	<0.10	mg/L	0.10	5/25/2011

Customer Sample ID: 604 673 WK:16 **Collect Date/Time:** 5/20/2011 09:00
WETLAB Sample ID: 1105313-007 **Receive Date:** 5/20/2011 15:50

PROFILE II

Parameter	Method	Results	Units	Reporting Limit	Date Analyzed
Tin	EPA 200.7	<0.10	mg/L	0.10	5/25/2011
Titanium	EPA 200.7	<0.10	mg/L	0.10	5/25/2011
Vanadium	EPA 200.7	<0.010	mg/L	0.010	5/25/2011
Zinc	EPA 200.7	<0.010	mg/L	0.010	5/25/2011
Mercury	EPA 200.8	<0.00010	mg/L	0.00010	5/31/2011
Antimony	EPA 200.8	<0.0025	mg/L	0.0025	5/31/2011
Arsenic	EPA 200.8	<0.0050	mg/L	0.0050	5/31/2011
Lead	EPA 200.8	<0.0025	mg/L	0.0025	5/31/2011
Selenium	EPA 200.8	<0.0050	mg/L	0.0050	5/31/2011
Thallium	EPA 200.8	<0.0010	mg/L	0.0010	5/31/2011
Uranium	EPA 200.8	<0.010	mg/L	0.010	5/31/2011
Anions	Calculation	0.68	meq/L	0.10	
Cations	Calculation	0.66	meq/L	0.10	
Error	Calculation	1.7	%	1.0	

Customer Sample ID: 604 767 WK:16 **Collect Date/Time:** 5/20/2011 09:00
WETLAB Sample ID: 1105313-008 **Receive Date:** 5/20/2011 15:50

PROFILE II

Parameter	Method	Results	Units	Reporting Limit	Date Analyzed
pH	SM 4500-H+ B	7.65	pH Units		5/20/2011
Bicarbonate (HCO3)	SM 2320B	39	mg/L	1.0	5/20/2011
Carbonate (CO3)	SM 2320B	<1.0	mg/L	1.0	5/20/2011
Hydroxide (OH)	SM 2320B	<1.0	mg/L	1.0	5/20/2011
Total Alkalinity	SM 2320B	32	mg/L as CaCO3	1.0	5/20/2011
Chloride	EPA 300.0	<1.00	mg/L	1.00	5/21/2011
Fluoride	EPA 300.0	2.3	mg/L	0.10	5/21/2011
Sulfate	EPA 300.0	89	mg/L	1.0	5/21/2011
Nitrate Nitrogen	EPA 300.0	<1.0	mg/L	1.0	5/21/2011
Nitrite Nitrogen	EPA 300.0	<0.025	mg/L	0.025	5/21/2011
Total Dissolved Solids (TDS)	SM 2540C	170	mg/L	10	5/23/2011
Aluminum	EPA 200.7	<0.045	mg/L	0.045	5/25/2011
Barium	EPA 200.7	0.036	mg/L	0.010	5/25/2011
Beryllium	EPA 200.7	<0.0010	mg/L	0.0010	5/25/2011
Bismuth	EPA 200.7	<0.10	mg/L	0.10	5/25/2011
Boron	EPA 200.7	<0.10	mg/L	0.10	5/25/2011
Cadmium	EPA 200.7	<0.0010	mg/L	0.0010	5/25/2011
Calcium	EPA 200.7	35	mg/L	0.50	5/25/2011
Chromium	EPA 200.7	<0.0050	mg/L	0.0050	5/25/2011
Cobalt	EPA 200.7	<0.010	mg/L	0.010	5/25/2011
Copper	EPA 200.7	<0.050	mg/L	0.050	5/25/2011

Customer Sample ID: 604 767 WK:16 **Collect Date/Time:** 5/20/2011 09:00
WETLAB Sample ID: 1105313-008 **Receive Date:** 5/20/2011 15:50

PROFILE II

Parameter	Method	Results	Units	Reporting Limit	Date Analyzed
Gallium	EPA 200.7	<0.10	mg/L	0.10	5/25/2011
Iron	EPA 200.7	<0.010	mg/L	0.010	5/25/2011
Lithium	EPA 200.7	<0.10	mg/L	0.10	5/25/2011
Magnesium	EPA 200.7	8.7	mg/L	0.50	5/25/2011
Manganese	EPA 200.7	0.52	mg/L	0.0050	5/25/2011
Molybdenum	EPA 200.7	<0.010	mg/L	0.010	5/25/2011
Nickel	EPA 200.7	<0.010	mg/L	0.010	5/25/2011
Phosphorus	EPA 200.7	<0.50	mg/L	0.50	5/25/2011
Potassium	EPA 200.7	2.9	mg/L	0.50	5/25/2011
Scandium	EPA 200.7	<0.10	mg/L	0.10	5/25/2011
Silver	EPA 200.7	<0.0050	mg/L	0.0050	5/25/2011
Sodium	EPA 200.7	0.56	mg/L	0.50	5/25/2011
Strontium	EPA 200.7	0.28	mg/L	0.10	5/25/2011
Tin	EPA 200.7	<0.10	mg/L	0.10	5/25/2011
Titanium	EPA 200.7	<0.10	mg/L	0.10	5/25/2011
Vanadium	EPA 200.7	0.012	mg/L	0.010	5/25/2011
Zinc	EPA 200.7	0.019	mg/L	0.010	5/25/2011
Mercury	EPA 200.8	<0.00010	mg/L	0.00010	5/31/2011
Antimony	EPA 200.8	<0.0025	mg/L	0.0025	5/31/2011
Arsenic	EPA 200.8	<0.0050	mg/L	0.0050	5/31/2011
Lead	EPA 200.8	<0.0025	mg/L	0.0025	5/31/2011
Selenium	EPA 200.8	<0.0050	mg/L	0.0050	5/31/2011
Thallium	EPA 200.8	<0.0010	mg/L	0.0010	5/31/2011
Uranium	EPA 200.8	0.020	mg/L	0.010	5/31/2011
Anions	Calculation	2.61	meq/L	0.10	
Cations	Calculation	2.58	meq/L	0.10	
Error	Calculation	<1.0	%	1.0	

Customer Sample ID: 604 787 WK:16 **Collect Date/Time:** 5/20/2011 09:00
WETLAB Sample ID: 1105313-009 **Receive Date:** 5/20/2011 15:50

PROFILE II

Parameter	Method	Results	Units	Reporting Limit	Date Analyzed
pH	SM 4500-H+ B	7.91	pH Units		5/20/2011
Bicarbonate (HCO3)	SM 2320B	69	mg/L	1.0	5/20/2011
Carbonate (CO3)	SM 2320B	<1.0	mg/L	1.0	5/20/2011
Hydroxide (OH)	SM 2320B	<1.0	mg/L	1.0	5/20/2011
Total Alkalinity	SM 2320B	57	mg/L as CaCO3	1.0	5/20/2011
Chloride	EPA 300.0	<1.00	mg/L	1.00	5/21/2011
Fluoride	EPA 300.0	1.1	mg/L	0.10	5/21/2011
Sulfate	EPA 300.0	36	mg/L	1.0	5/21/2011

Customer Sample ID: 604 787 WK:16 **Collect Date/Time:** 5/20/2011 09:00

WETLAB Sample ID: 1105313-009 **Receive Date:** 5/20/2011 15:50

PROFILE II

Parameter	Method	Results	Units	Reporting Limit	Date Analyzed
Nitrate Nitrogen	EPA 300.0	<1.0	mg/L	1.0	5/21/2011
Nitrite Nitrogen	EPA 300.0	<0.025	mg/L	0.025	5/21/2011
Total Dissolved Solids (TDS)	SM 2540C	120	mg/L	10	5/23/2011
Aluminum	EPA 200.7	<0.045	mg/L	0.045	5/25/2011
Barium	EPA 200.7	0.010	mg/L	0.010	5/25/2011
Beryllium	EPA 200.7	<0.0010	mg/L	0.0010	5/25/2011
Bismuth	EPA 200.7	<0.10	mg/L	0.10	5/25/2011
Boron	EPA 200.7	<0.10	mg/L	0.10	5/25/2011
Cadmium	EPA 200.7	<0.0010	mg/L	0.0010	5/25/2011
Calcium	EPA 200.7	29	mg/L	0.50	5/25/2011
Chromium	EPA 200.7	<0.0050	mg/L	0.0050	5/25/2011
Cobalt	EPA 200.7	<0.010	mg/L	0.010	5/25/2011
Copper	EPA 200.7	<0.050	mg/L	0.050	5/25/2011
Gallium	EPA 200.7	<0.10	mg/L	0.10	5/25/2011
Iron	EPA 200.7	<0.010	mg/L	0.010	5/25/2011
Lithium	EPA 200.7	<0.10	mg/L	0.10	5/25/2011
Magnesium	EPA 200.7	4.6	mg/L	0.50	5/25/2011
Manganese	EPA 200.7	0.096	mg/L	0.0050	5/25/2011
Molybdenum	EPA 200.7	0.017	mg/L	0.010	5/25/2011
Nickel	EPA 200.7	<0.010	mg/L	0.010	5/25/2011
Phosphorus	EPA 200.7	<0.50	mg/L	0.50	5/25/2011
Potassium	EPA 200.7	2.7	mg/L	0.50	5/25/2011
Scandium	EPA 200.7	<0.10	mg/L	0.10	5/25/2011
Silver	EPA 200.7	<0.0050	mg/L	0.0050	5/25/2011
Sodium	EPA 200.7	0.52	mg/L	0.50	5/25/2011
Strontium	EPA 200.7	0.22	mg/L	0.10	5/25/2011
Tin	EPA 200.7	<0.10	mg/L	0.10	5/25/2011
Titanium	EPA 200.7	<0.10	mg/L	0.10	5/25/2011
Vanadium	EPA 200.7	<0.010	mg/L	0.010	5/25/2011
Zinc	EPA 200.7	<0.010	mg/L	0.010	5/25/2011
Mercury	EPA 200.8	<0.00010	mg/L	0.00010	5/31/2011
Antimony	EPA 200.8	<0.0025	mg/L	0.0025	5/31/2011
Arsenic	EPA 200.8	<0.0050	mg/L	0.0050	5/31/2011
Lead	EPA 200.8	<0.0025	mg/L	0.0025	5/31/2011
Selenium	EPA 200.8	<0.0050	mg/L	0.0050	5/31/2011
Thallium	EPA 200.8	<0.0010	mg/L	0.0010	5/31/2011
Uranium	EPA 200.8	0.045	mg/L	0.010	5/31/2011
Anions	Calculation	1.94	meq/L	0.10	
Cations	Calculation	1.92	meq/L	0.10	
Error	Calculation	<1.0	%	1.0	

Customer Sample ID: 604 811 WK:16 **Collect Date/Time:** 5/20/2011 09:00

WETLAB Sample ID: 1105313-010 **Receive Date:** 5/20/2011 15:50

PROFILE II

Parameter	Method	Results	Units	Reporting Limit	Date Analyzed
pH	SM 4500-H+ B	8.19	pH Units		5/20/2011
Bicarbonate (HCO3)	SM 2320B	110	mg/L	1.0	5/20/2011
Carbonate (CO3)	SM 2320B	<1.0	mg/L	1.0	5/20/2011
Hydroxide (OH)	SM 2320B	<1.0	mg/L	1.0	5/20/2011
Total Alkalinity	SM 2320B	90	mg/L as CaCO3	1.0	5/20/2011
Chloride	EPA 300.0	<1.00	mg/L	1.00	5/21/2011
Fluoride	EPA 300.0	1.9	mg/L	0.10	5/21/2011
Sulfate	EPA 300.0	29	mg/L	1.0	5/21/2011
Nitrate Nitrogen	EPA 300.0	<1.0	mg/L	1.0	5/21/2011
Nitrite Nitrogen	EPA 300.0	<0.025	mg/L	0.025	5/21/2011
Total Dissolved Solids (TDS)	SM 2540C	140	mg/L	10	5/23/2011
Aluminum	EPA 200.7	<0.045	mg/L	0.045	5/24/2011
Barium	EPA 200.7	<0.010	mg/L	0.010	5/24/2011
Beryllium	EPA 200.7	<0.0010	mg/L	0.0010	5/24/2011
Bismuth	EPA 200.7	<0.10	mg/L	0.10	5/24/2011
Boron	EPA 200.7	<0.10	mg/L	0.10	5/24/2011
Cadmium	EPA 200.7	<0.0010	mg/L	0.0010	5/24/2011
Calcium	EPA 200.7	36	mg/L	0.50	5/24/2011
Chromium	EPA 200.7	<0.0050	mg/L	0.0050	5/24/2011
Cobalt	EPA 200.7	<0.010	mg/L	0.010	5/24/2011
Copper	EPA 200.7	<0.050	mg/L	0.050	5/24/2011
Gallium	EPA 200.7	<0.10	mg/L	0.10	5/24/2011
Iron	EPA 200.7	<0.010	mg/L	0.010	5/24/2011
Lithium	EPA 200.7	<0.10	mg/L	0.10	5/24/2011
Magnesium	EPA 200.7	7.4	mg/L	0.50	5/24/2011
Manganese	EPA 200.7	0.050	mg/L	0.0050	5/24/2011
Molybdenum	EPA 200.7	<0.010	mg/L	0.010	5/24/2011
Nickel	EPA 200.7	<0.010	mg/L	0.010	5/24/2011
Phosphorus	EPA 200.7	<0.50	mg/L	0.50	5/24/2011
Potassium	EPA 200.7	2.9	mg/L	0.50	5/24/2011
Scandium	EPA 200.7	<0.10	mg/L	0.10	5/24/2011
Silver	EPA 200.7	<0.0050	mg/L	0.0050	5/24/2011
Sodium	EPA 200.7	<0.50	mg/L	0.50	5/24/2011
Strontium	EPA 200.7	0.47	mg/L	0.10	5/24/2011
Tin	EPA 200.7	<0.10	mg/L	0.10	5/24/2011
Titanium	EPA 200.7	<0.10	mg/L	0.10	5/24/2011
Vanadium	EPA 200.7	<0.050	mg/L	0.050	5/27/2011
Zinc	EPA 200.7	<0.010	mg/L	0.010	5/24/2011
Mercury	EPA 200.8	<0.00010	mg/L	0.00010	5/26/2011
Antimony	EPA 200.8	<0.0025	mg/L	0.0025	5/26/2011
Arsenic	EPA 200.8	<0.0050	mg/L	0.0050	5/26/2011

Customer Sample ID: 604 811 WK:16 **Collect Date/Time:** 5/20/2011 09:00
WETLAB Sample ID: 1105313-010 **Receive Date:** 5/20/2011 15:50

PROFILE II

Parameter	Method	Results	Units	Reporting Limit	Date Analyzed
Lead	EPA 200.8	<0.0025	mg/L	0.0025	5/26/2011
Selenium	EPA 200.8	0.0068	mg/L	0.0050	5/26/2011
Thallium	EPA 200.8	<0.0010	mg/L	0.0010	5/26/2011
Uranium	EPA 200.8	0.022	mg/L	0.010	5/26/2011
Anions	Calculation	2.51	meq/L	0.10	
Cations	Calculation	2.48	meq/L	0.10	
Error	Calculation	<1.0	%	1.0	

Customer Sample ID: 604 854 WK:16 **Collect Date/Time:** 5/20/2011 09:00
WETLAB Sample ID: 1105313-011 **Receive Date:** 5/20/2011 15:50

PROFILE II

Parameter	Method	Results	Units	Reporting Limit	Date Analyzed
pH	SM 4500-H+ B	7.80	pH Units		5/20/2011
Bicarbonate (HCO3)	SM 2320B	57	mg/L	1.0	5/20/2011
Carbonate (CO3)	SM 2320B	<1.0	mg/L	1.0	5/20/2011
Hydroxide (OH)	SM 2320B	<1.0	mg/L	1.0	5/20/2011
Total Alkalinity	SM 2320B	46	mg/L as CaCO3	1.0	5/20/2011
Chloride	EPA 300.0	<1.00	mg/L	1.00	5/21/2011
Fluoride	EPA 300.0	2.1	mg/L	0.10	5/21/2011
Sulfate	EPA 300.0	78	mg/L	1.0	5/21/2011
Nitrate Nitrogen	EPA 300.0	<1.0	mg/L	1.0	5/21/2011
Nitrite Nitrogen	EPA 300.0	<0.025	mg/L	0.025	5/21/2011
Total Dissolved Solids (TDS)	SM 2540C	170	mg/L	10	5/23/2011
Aluminum	EPA 200.7	<0.045	mg/L	0.045	5/24/2011
Barium	EPA 200.7	0.034	mg/L	0.010	5/24/2011
Beryllium	EPA 200.7	<0.0010	mg/L	0.0010	5/24/2011
Bismuth	EPA 200.7	<0.10	mg/L	0.10	5/24/2011
Boron	EPA 200.7	<0.10	mg/L	0.10	5/24/2011
Cadmium	EPA 200.7	<0.0010	mg/L	0.0010	5/24/2011
Calcium	EPA 200.7	39	mg/L	0.50	5/24/2011
Chromium	EPA 200.7	<0.0050	mg/L	0.0050	5/24/2011
Cobalt	EPA 200.7	<0.010	mg/L	0.010	5/24/2011
Copper	EPA 200.7	<0.050	mg/L	0.050	5/24/2011
Gallium	EPA 200.7	<0.10	mg/L	0.10	5/24/2011
Iron	EPA 200.7	<0.010	mg/L	0.010	5/24/2011
Lithium	EPA 200.7	<0.10	mg/L	0.10	5/24/2011
Magnesium	EPA 200.7	7.2	mg/L	0.50	5/24/2011
Manganese	EPA 200.7	0.18	mg/L	0.0050	5/24/2011
Molybdenum	EPA 200.7	0.027	mg/L	0.010	5/24/2011
Nickel	EPA 200.7	<0.010	mg/L	0.010	5/24/2011

Customer Sample ID: 604 854 WK:16 **Collect Date/Time:** 5/20/2011 09:00
WETLAB Sample ID: 1105313-011 **Receive Date:** 5/20/2011 15:50

PROFILE II

Parameter	Method	Results	Units	Reporting Limit	Date Analyzed
Phosphorus	EPA 200.7	<0.50	mg/L	0.50	5/24/2011
Potassium	EPA 200.7	3.2	mg/L	0.50	5/24/2011
Scandium	EPA 200.7	<0.10	mg/L	0.10	5/24/2011
Silver	EPA 200.7	<0.0050	mg/L	0.0050	5/24/2011
Sodium	EPA 200.7	<0.50	mg/L	0.50	5/24/2011
Strontium	EPA 200.7	0.35	mg/L	0.10	5/24/2011
Tin	EPA 200.7	<0.10	mg/L	0.10	5/24/2011
Titanium	EPA 200.7	<0.10	mg/L	0.10	5/24/2011
Vanadium	EPA 200.7	<0.050	mg/L	0.050	5/27/2011
Zinc	EPA 200.7	0.010	mg/L	0.010	5/24/2011
Mercury	EPA 200.8	<0.00010	mg/L	0.00010	5/26/2011
Antimony	EPA 200.8	<0.0025	mg/L	0.0025	5/26/2011
Arsenic	EPA 200.8	<0.0050	mg/L	0.0050	5/26/2011
Lead	EPA 200.8	<0.0025	mg/L	0.0025	5/26/2011
Selenium	EPA 200.8	<0.0050	mg/L	0.0050	5/26/2011
Thallium	EPA 200.8	<0.0010	mg/L	0.0010	5/26/2011
Uranium	EPA 200.8	<0.010	mg/L	0.010	5/26/2011
Anions	Calculation	2.67	meq/L	0.10	
Cations	Calculation	2.63	meq/L	0.10	
Error	Calculation	<1.0	%	1.0	

Customer Sample ID: 604 862 WK:16 **Collect Date/Time:** 5/20/2011 09:00
WETLAB Sample ID: 1105313-012 **Receive Date:** 5/20/2011 15:50

PROFILE II

Parameter	Method	Results	Units	Reporting Limit	Date Analyzed
pH	SM 4500-H+ B	8.23	pH Units		5/20/2011
Bicarbonate (HCO3)	SM 2320B	170	mg/L	1.0	5/20/2011
Carbonate (CO3)	SM 2320B	<1.0	mg/L	1.0	5/20/2011
Hydroxide (OH)	SM 2320B	<1.0	mg/L	1.0	5/20/2011
Total Alkalinity	SM 2320B	140	mg/L as CaCO3	1.0	5/20/2011
Chloride	EPA 300.0	<1.00	mg/L	1.00	5/21/2011
Fluoride	EPA 300.0	2.3	mg/L	0.10	5/21/2011
Sulfate	EPA 300.0	31	mg/L	1.0	5/21/2011
Nitrate Nitrogen	EPA 300.0	<1.0	mg/L	1.0	5/21/2011
Nitrite Nitrogen	EPA 300.0	<0.025	mg/L	0.025	5/21/2011
Total Dissolved Solids (TDS)	SM 2540C	190	mg/L	10	5/23/2011
Aluminum	EPA 200.7	<0.045	mg/L	0.045	5/24/2011
Barium	EPA 200.7	0.011	mg/L	0.010	5/24/2011
Beryllium	EPA 200.7	<0.0010	mg/L	0.0010	5/24/2011
Bismuth	EPA 200.7	<0.10	mg/L	0.10	5/24/2011

Customer Sample ID: 604 862 WK:16 **Collect Date/Time:** 5/20/2011 09:00
WETLAB Sample ID: 1105313-012 **Receive Date:** 5/20/2011 15:50

PROFILE II

Parameter	Method	Results	Units	Reporting Limit	Date Analyzed
Boron	EPA 200.7	<0.10	mg/L	0.10	5/24/2011
Cadmium	EPA 200.7	<0.0010	mg/L	0.0010	5/24/2011
Calcium	EPA 200.7	56	mg/L	0.50	5/24/2011
Chromium	EPA 200.7	<0.0050	mg/L	0.0050	5/24/2011
Cobalt	EPA 200.7	<0.010	mg/L	0.010	5/24/2011
Copper	EPA 200.7	<0.050	mg/L	0.050	5/24/2011
Gallium	EPA 200.7	<0.10	mg/L	0.10	5/24/2011
Iron	EPA 200.7	<0.010	mg/L	0.010	5/24/2011
Lithium	EPA 200.7	<0.10	mg/L	0.10	5/24/2011
Magnesium	EPA 200.7	9.2	mg/L	0.50	5/24/2011
Manganese	EPA 200.7	0.041	mg/L	0.0050	5/24/2011
Molybdenum	EPA 200.7	<0.010	mg/L	0.010	5/24/2011
Nickel	EPA 200.7	<0.010	mg/L	0.010	5/24/2011
Phosphorus	EPA 200.7	<0.50	mg/L	0.50	5/24/2011
Potassium	EPA 200.7	2.7	mg/L	0.50	5/24/2011
Scandium	EPA 200.7	<0.10	mg/L	0.10	5/24/2011
Silver	EPA 200.7	<0.0050	mg/L	0.0050	5/24/2011
Sodium	EPA 200.7	0.54	mg/L	0.50	5/24/2011
Strontium	EPA 200.7	0.90	mg/L	0.10	5/24/2011
Tin	EPA 200.7	<0.10	mg/L	0.10	5/24/2011
Titanium	EPA 200.7	<0.10	mg/L	0.10	5/24/2011
Vanadium	EPA 200.7	0.015	mg/L	0.010	5/24/2011
Zinc	EPA 200.7	<0.010	mg/L	0.010	5/24/2011
Mercury	EPA 200.8	<0.00010	mg/L	0.00010	5/26/2011
Antimony	EPA 200.8	<0.0025	mg/L	0.0025	5/26/2011
Arsenic	EPA 200.8	<0.0050	mg/L	0.0050	5/26/2011
Lead	EPA 200.8	<0.0025	mg/L	0.0025	5/26/2011
Selenium	EPA 200.8	<0.0050	mg/L	0.0050	5/26/2011
Thallium	EPA 200.8	<0.0010	mg/L	0.0010	5/26/2011
Uranium	EPA 200.8	<0.010	mg/L	0.010	5/26/2011
Anions	Calculation	3.55	meq/L	0.10	
Cations	Calculation	3.65	meq/L	0.10	
Error	Calculation	1.3	%	1.0	

Customer Sample ID: 604 867 WK:16 **Collect Date/Time:** 5/20/2011 09:00
WETLAB Sample ID: 1105313-013 **Receive Date:** 5/20/2011 15:50

PROFILE II

Parameter	Method	Results	Units	Reporting Limit	Date Analyzed
pH	SM 4500-H+ B	7.86	pH Units		5/20/2011
Bicarbonate (HCO3)	SM 2320B	77	mg/L	1.0	5/20/2011

Customer Sample ID: 604 867 WK:16 **Collect Date/Time:** 5/20/2011 09:00

WETLAB Sample ID: 1105313-013 **Receive Date:** 5/20/2011 15:50

PROFILE II

Parameter	Method	Results	Units	Reporting Limit	Date Analyzed
Carbonate (CO3)	SM 2320B	<1.0	mg/L	1.0	5/20/2011
Hydroxide (OH)	SM 2320B	<1.0	mg/L	1.0	5/20/2011
Total Alkalinity	SM 2320B	63	mg/L as CaCO3	1.0	5/20/2011
Chloride	EPA 300.0	<1.00	mg/L	1.00	5/21/2011
Fluoride	EPA 300.0	1.6	mg/L	0.10	5/21/2011
Sulfate	EPA 300.0	180	mg/L	1.0	5/21/2011
Nitrate Nitrogen	EPA 300.0	<1.0	mg/L	1.0	5/21/2011
Nitrite Nitrogen	EPA 300.0	<0.025	mg/L	0.025	5/21/2011
Total Dissolved Solids (TDS)	SM 2540C	350	mg/L	10	5/25/2011
Aluminum	EPA 200.7	<0.045	mg/L	0.045	5/24/2011
Barium	EPA 200.7	0.017	mg/L	0.010	5/24/2011
Beryllium	EPA 200.7	<0.0010	mg/L	0.0010	5/24/2011
Bismuth	EPA 200.7	<0.10	mg/L	0.10	5/24/2011
Boron	EPA 200.7	<0.10	mg/L	0.10	5/24/2011
Cadmium	EPA 200.7	<0.0010	mg/L	0.0010	5/24/2011
Calcium	EPA 200.7	97	mg/L	0.50	5/24/2011
Chromium	EPA 200.7	<0.0050	mg/L	0.0050	5/24/2011
Cobalt	EPA 200.7	<0.010	mg/L	0.010	5/24/2011
Copper	EPA 200.7	0.10	mg/L	0.050	5/24/2011
Gallium	EPA 200.7	<0.10	mg/L	0.10	5/24/2011
Iron	EPA 200.7	<0.010	mg/L	0.010	5/24/2011
Lithium	EPA 200.7	<0.10	mg/L	0.10	5/24/2011
Magnesium	EPA 200.7	3.2	mg/L	0.50	5/24/2011
Manganese	EPA 200.7	0.24	mg/L	0.0050	5/24/2011
Molybdenum	EPA 200.7	<0.010	mg/L	0.010	5/24/2011
Nickel	EPA 200.7	<0.010	mg/L	0.010	5/24/2011
Phosphorus	EPA 200.7	<0.50	mg/L	0.50	5/24/2011
Potassium	EPA 200.7	3.3	mg/L	0.50	5/24/2011
Scandium	EPA 200.7	<0.10	mg/L	0.10	5/24/2011
Silver	EPA 200.7	<0.0050	mg/L	0.0050	5/24/2011
Sodium	EPA 200.7	0.56	mg/L	0.50	5/24/2011
Strontium	EPA 200.7	0.57	mg/L	0.10	5/24/2011
Tin	EPA 200.7	<0.10	mg/L	0.10	5/24/2011
Titanium	EPA 200.7	<0.10	mg/L	0.10	5/24/2011
Vanadium	EPA 200.7	<0.010	mg/L	0.010	5/24/2011
Zinc	EPA 200.7	<0.010	mg/L	0.010	5/24/2011
Mercury	EPA 200.8	<0.00010	mg/L	0.00010	5/26/2011
Antimony	EPA 200.8	<0.0025	mg/L	0.0025	5/26/2011
Arsenic	EPA 200.8	<0.0050	mg/L	0.0050	5/26/2011
Lead	EPA 200.8	<0.0025	mg/L	0.0025	5/26/2011
Selenium	EPA 200.8	<0.0050	mg/L	0.0050	5/26/2011

Customer Sample ID: 604 867 WK:16 **Collect Date/Time:** 5/20/2011 09:00
WETLAB Sample ID: 1105313-013 **Receive Date:** 5/20/2011 15:50

PROFILE II

Parameter	Method	Results	Units	Reporting Limit	Date Analyzed
Thallium	EPA 200.8	<0.0010	mg/L	0.0010	5/26/2011
Uranium	EPA 200.8	<0.010	mg/L	0.010	5/26/2011
Anions	Calculation	5.09	meq/L	0.10	
Cations	Calculation	5.22	meq/L	0.10	
Error	Calculation	1.3	%	1.0	

Customer Sample ID: 605 033 WK:16 **Collect Date/Time:** 5/20/2011 09:00
WETLAB Sample ID: 1105313-014 **Receive Date:** 5/20/2011 15:50

PROFILE II

Parameter	Method	Results	Units	Reporting Limit	Date Analyzed
pH	SM 4500-H+ B	7.88	pH Units		5/20/2011
Bicarbonate (HCO3)	SM 2320B	59	mg/L	1.0	5/20/2011
Carbonate (CO3)	SM 2320B	<1.0	mg/L	1.0	5/20/2011
Hydroxide (OH)	SM 2320B	<1.0	mg/L	1.0	5/20/2011
Total Alkalinity	SM 2320B	49	mg/L as CaCO3	1.0	5/20/2011
Chloride	EPA 300.0	<1.00	mg/L	1.00	5/21/2011
Fluoride	EPA 300.0	1.8	mg/L	0.10	5/21/2011
Sulfate	EPA 300.0	39	mg/L	1.0	5/21/2011
Nitrate Nitrogen	EPA 300.0	<1.0	mg/L	1.0	5/21/2011
Nitrite Nitrogen	EPA 300.0	<0.025	mg/L	0.025	5/21/2011
Total Dissolved Solids (TDS)	SM 2540C	100	mg/L	10	5/23/2011
Aluminum	EPA 200.7	0.045	mg/L	0.045	5/24/2011
Barium	EPA 200.7	0.036	mg/L	0.010	5/24/2011
Beryllium	EPA 200.7	<0.0010	mg/L	0.0010	5/24/2011
Bismuth	EPA 200.7	<0.10	mg/L	0.10	5/24/2011
Boron	EPA 200.7	<0.10	mg/L	0.10	5/24/2011
Cadmium	EPA 200.7	<0.0010	mg/L	0.0010	5/24/2011
Calcium	EPA 200.7	31	mg/L	0.50	5/24/2011
Chromium	EPA 200.7	<0.0050	mg/L	0.0050	5/24/2011
Cobalt	EPA 200.7	<0.010	mg/L	0.010	5/24/2011
Copper	EPA 200.7	<0.050	mg/L	0.050	5/24/2011
Gallium	EPA 200.7	<0.10	mg/L	0.10	5/24/2011
Iron	EPA 200.7	<0.010	mg/L	0.010	5/24/2011
Lithium	EPA 200.7	<0.10	mg/L	0.10	5/24/2011
Magnesium	EPA 200.7	2.9	mg/L	0.50	5/24/2011
Manganese	EPA 200.7	0.077	mg/L	0.0050	5/24/2011
Molybdenum	EPA 200.7	0.011	mg/L	0.010	5/24/2011
Nickel	EPA 200.7	<0.010	mg/L	0.010	5/24/2011
Phosphorus	EPA 200.7	<0.50	mg/L	0.50	5/24/2011
Potassium	EPA 200.7	3.0	mg/L	0.50	5/24/2011

Customer Sample ID: 605 033 WK:16 **Collect Date/Time:** 5/20/2011 09:00
WETLAB Sample ID: 1105313-014 **Receive Date:** 5/20/2011 15:50

PROFILE II

Parameter	Method	Results	Units	Reporting Limit	Date Analyzed
Scandium	EPA 200.7	<0.10	mg/L	0.10	5/24/2011
Silver	EPA 200.7	<0.0050	mg/L	0.0050	5/24/2011
Sodium	EPA 200.7	0.81	mg/L	0.50	5/24/2011
Strontium	EPA 200.7	0.27	mg/L	0.10	5/24/2011
Tin	EPA 200.7	<0.10	mg/L	0.10	5/24/2011
Titanium	EPA 200.7	<0.10	mg/L	0.10	5/24/2011
Vanadium	EPA 200.7	<0.010	mg/L	0.010	5/24/2011
Zinc	EPA 200.7	<0.010	mg/L	0.010	5/24/2011
Mercury	EPA 200.8	<0.00010	mg/L	0.00010	5/26/2011
Antimony	EPA 200.8	<0.0025	mg/L	0.0025	5/26/2011
Arsenic	EPA 200.8	<0.0050	mg/L	0.0050	5/26/2011
Lead	EPA 200.8	<0.0025	mg/L	0.0025	5/26/2011
Selenium	EPA 200.8	<0.0050	mg/L	0.0050	5/26/2011
Thallium	EPA 200.8	<0.0010	mg/L	0.0010	5/26/2011
Uranium	EPA 200.8	0.019	mg/L	0.010	5/26/2011
Anions	Calculation	1.87	meq/L	0.10	
Cations	Calculation	1.91	meq/L	0.10	
Error	Calculation	<1.0	%	1.0	

Customer Sample ID: 605 153 WK:16 **Collect Date/Time:** 5/20/2011 09:00
WETLAB Sample ID: 1105313-015 **Receive Date:** 5/20/2011 15:50

PROFILE II

Parameter	Method	Results	Units	Reporting Limit	Date Analyzed
pH	SM 4500-H+ B	7.80	pH Units		5/20/2011
Bicarbonate (HCO3)	SM 2320B	46	mg/L	1.0	5/20/2011
Carbonate (CO3)	SM 2320B	<1.0	mg/L	1.0	5/20/2011
Hydroxide (OH)	SM 2320B	<1.0	mg/L	1.0	5/20/2011
Total Alkalinity	SM 2320B	38	mg/L as CaCO3	1.0	5/20/2011
Chloride	EPA 300.0	<1.00	mg/L	1.00	5/21/2011
Fluoride	EPA 300.0	1.1	mg/L	0.10	5/21/2011
Sulfate	EPA 300.0	14	mg/L	1.0	5/21/2011
Nitrate Nitrogen	EPA 300.0	<1.0	mg/L	1.0	5/21/2011
Nitrite Nitrogen	EPA 300.0	<0.025	mg/L	0.025	5/21/2011
Total Dissolved Solids (TDS)	SM 2540C	80	mg/L	10	5/23/2011
Aluminum	EPA 200.7	0.061	mg/L	0.045	5/24/2011
Barium	EPA 200.7	0.12	mg/L	0.010	5/24/2011
Beryllium	EPA 200.7	<0.0010	mg/L	0.0010	5/24/2011
Bismuth	EPA 200.7	<0.10	mg/L	0.10	5/24/2011
Boron	EPA 200.7	<0.10	mg/L	0.10	5/24/2011
Cadmium	EPA 200.7	<0.0010	mg/L	0.0010	5/24/2011

Customer Sample ID: 605 153 WK:16 **Collect Date/Time:** 5/20/2011 09:00
WETLAB Sample ID: 1105313-015 **Receive Date:** 5/20/2011 15:50

PROFILE II

Parameter	Method	Results	Units	Reporting Limit	Date Analyzed
Calcium	EPA 200.7	15	mg/L	0.50	5/24/2011
Chromium	EPA 200.7	<0.0050	mg/L	0.0050	5/24/2011
Cobalt	EPA 200.7	<0.010	mg/L	0.010	5/24/2011
Copper	EPA 200.7	<0.050	mg/L	0.050	5/24/2011
Gallium	EPA 200.7	<0.10	mg/L	0.10	5/24/2011
Iron	EPA 200.7	<0.010	mg/L	0.010	5/24/2011
Lithium	EPA 200.7	<0.10	mg/L	0.10	5/24/2011
Magnesium	EPA 200.7	2.3	mg/L	0.50	5/24/2011
Manganese	EPA 200.7	0.031	mg/L	0.0050	5/24/2011
Molybdenum	EPA 200.7	<0.010	mg/L	0.010	5/24/2011
Nickel	EPA 200.7	<0.010	mg/L	0.010	5/24/2011
Phosphorus	EPA 200.7	<0.50	mg/L	0.50	5/24/2011
Potassium	EPA 200.7	2.7	mg/L	0.50	5/24/2011
Scandium	EPA 200.7	<0.10	mg/L	0.10	5/24/2011
Silver	EPA 200.7	<0.0050	mg/L	0.0050	5/24/2011
Sodium	EPA 200.7	0.73	mg/L	0.50	5/24/2011
Strontium	EPA 200.7	1.0	mg/L	0.10	5/24/2011
Tin	EPA 200.7	<0.10	mg/L	0.10	5/24/2011
Titanium	EPA 200.7	<0.10	mg/L	0.10	5/24/2011
Vanadium	EPA 200.7	<0.010	mg/L	0.010	5/24/2011
Zinc	EPA 200.7	<0.010	mg/L	0.010	5/24/2011
Mercury	EPA 200.8	<0.00010	mg/L	0.00010	5/26/2011
Antimony	EPA 200.8	<0.0025	mg/L	0.0025	5/26/2011
Arsenic	EPA 200.8	<0.0050	mg/L	0.0050	5/26/2011
Lead	EPA 200.8	<0.0025	mg/L	0.0025	5/26/2011
Selenium	EPA 200.8	<0.0050	mg/L	0.0050	5/26/2011
Thallium	EPA 200.8	<0.0010	mg/L	0.0010	5/26/2011
Uranium	EPA 200.8	<0.010	mg/L	0.010	5/26/2011
Anions	Calculation	1.10	meq/L	0.10	
Cations	Calculation	1.05	meq/L	0.10	
Error	Calculation	2.6	%	1.0	

Customer Sample ID: SRK 0854 WK:16 **Collect Date/Time:** 5/20/2011 09:00
WETLAB Sample ID: 1105313-016 **Receive Date:** 5/20/2011 15:50

PROFILE II

Parameter	Method	Results	Units	Reporting Limit	Date Analyzed
pH	SM 4500-H+ B	5.19	pH Units		5/20/2011
Bicarbonate (HCO3)	SM 2320B	<1.0	mg/L	1.0	5/20/2011
Carbonate (CO3)	SM 2320B	<1.0	mg/L	1.0	5/20/2011
Hydroxide (OH)	SM 2320B	<1.0	mg/L	1.0	5/20/2011

Customer Sample ID: SRK 0854 WK:16 **Collect Date/Time:** 5/20/2011 09:00

WETLAB Sample ID: 1105313-016 **Receive Date:** 5/20/2011 15:50

PROFILE II

Parameter	Method	Results	Units	Reporting Limit	Date Analyzed
Total Alkalinity	SM 2320B	<1.0	mg/L as CaCO3	1.0	5/20/2011
Chloride	EPA 300.0	<1.00	mg/L	1.00	5/21/2011
Fluoride	EPA 300.0	0.59	mg/L	0.10	5/21/2011
Sulfate	EPA 300.0	120	mg/L	1.0	5/21/2011
Nitrate Nitrogen	EPA 300.0	<1.0	mg/L	1.0	5/21/2011
Nitrite Nitrogen	EPA 300.0	<0.025	mg/L	0.025	5/21/2011
Total Dissolved Solids (TDS)	SM 2540C	220	mg/L	10	5/23/2011
Aluminum	EPA 200.7	0.13	mg/L	0.045	5/24/2011
Barium	EPA 200.7	0.018	mg/L	0.010	5/24/2011
Beryllium	EPA 200.7	<0.0010	mg/L	0.0010	5/24/2011
Bismuth	EPA 200.7	<0.10	mg/L	0.10	5/24/2011
Boron	EPA 200.7	<0.10	mg/L	0.10	5/24/2011
Cadmium	EPA 200.7	0.0038	mg/L	0.0010	5/24/2011
Calcium	EPA 200.7	23	mg/L	0.50	5/24/2011
Chromium	EPA 200.7	<0.0050	mg/L	0.0050	5/24/2011
Cobalt	EPA 200.7	0.011	mg/L	0.010	5/24/2011
Copper	EPA 200.7	29	mg/L	0.050	5/24/2011
Gallium	EPA 200.7	<0.10	mg/L	0.10	5/24/2011
Iron	EPA 200.7	<0.010	mg/L	0.010	5/24/2011
Lithium	EPA 200.7	<0.10	mg/L	0.10	5/24/2011
Magnesium	EPA 200.7	1.4	mg/L	0.50	5/24/2011
Manganese	EPA 200.7	0.37	mg/L	0.0050	5/24/2011
Molybdenum	EPA 200.7	<0.010	mg/L	0.010	5/24/2011
Nickel	EPA 200.7	<0.010	mg/L	0.010	5/24/2011
Phosphorus	EPA 200.7	<0.50	mg/L	0.50	5/24/2011
Potassium	EPA 200.7	1.4	mg/L	0.50	5/24/2011
Scandium	EPA 200.7	<0.10	mg/L	0.10	5/24/2011
Silver	EPA 200.7	<0.0050	mg/L	0.0050	5/24/2011
Sodium	EPA 200.7	<0.50	mg/L	0.50	5/24/2011
Strontium	EPA 200.7	0.11	mg/L	0.10	5/24/2011
Tin	EPA 200.7	<0.10	mg/L	0.10	5/24/2011
Titanium	EPA 200.7	<0.10	mg/L	0.10	5/24/2011
Vanadium	EPA 200.7	<0.010	mg/L	0.010	5/24/2011
Zinc	EPA 200.7	0.25	mg/L	0.010	5/24/2011
Mercury	EPA 200.8	<0.00010	mg/L	0.00010	5/26/2011
Antimony	EPA 200.8	<0.0025	mg/L	0.0025	5/26/2011
Arsenic	EPA 200.8	<0.0050	mg/L	0.0050	5/26/2011
Lead	EPA 200.8	0.0057	mg/L	0.0025	5/26/2011
Selenium	EPA 200.8	<0.0050	mg/L	0.0050	5/26/2011
Thallium	EPA 200.8	<0.0010	mg/L	0.0010	5/26/2011
Uranium	EPA 200.8	<0.010	mg/L	0.010	5/26/2011

Customer Sample ID: SRK 0854 WK:16 **Collect Date/Time:** 5/20/2011 09:00
WETLAB Sample ID: 1105313-016 **Receive Date:** 5/20/2011 15:50

PROFILE II

Parameter	Method	Results	Units	Reporting Limit	Date Analyzed
Anions	Calculation	2.53	meq/L	0.10	
Cations	Calculation	2.25	meq/L	0.10	
Error	Calculation	5.9	%	1.0	

Customer Sample ID: SRK 0858 WK:16 **Collect Date/Time:** 5/20/2011 09:00
WETLAB Sample ID: 1105313-017 **Receive Date:** 5/20/2011 15:50

PROFILE II

Parameter	Method	Results	Units	Reporting Limit	Date Analyzed
pH	SM 4500-H+ B	3.13	pH Units		5/20/2011
Acidity (Titrimetric)	SM 2310B	150	mg/L as CaCO3		5/20/2011
Chloride	EPA 300.0	<1.00	mg/L	1.00	5/21/2011
Fluoride	EPA 300.0	3.7	mg/L	0.10	5/21/2011
Sulfate	EPA 300.0	260	mg/L	50	5/22/2011
Nitrate Nitrogen	EPA 300.0	<1.0	mg/L	1.0	5/21/2011
Nitrite Nitrogen	EPA 300.0	<0.025	mg/L	0.025	5/21/2011
Total Dissolved Solids (TDS)	SM 2540C	320	mg/L	10	5/23/2011
Aluminum	EPA 200.7	7.7	mg/L	0.045	5/24/2011
Barium	EPA 200.7	<0.010	mg/L	0.010	5/24/2011
Beryllium	EPA 200.7	0.0021	mg/L	0.0010	5/24/2011
Bismuth	EPA 200.7	<0.10	mg/L	0.10	5/24/2011
Boron	EPA 200.7	<0.10	mg/L	0.10	5/24/2011
Cadmium	EPA 200.7	<0.0050	mg/L	0.0050	5/27/2011
Calcium	EPA 200.7	38	mg/L	0.50	5/24/2011
Chromium	EPA 200.7	0.0072	mg/L	0.0050	5/24/2011
Cobalt	EPA 200.7	0.054	mg/L	0.010	5/24/2011
Copper	EPA 200.7	24	mg/L	0.050	5/24/2011
Gallium	EPA 200.7	<0.10	mg/L	0.10	5/24/2011
Iron	EPA 200.7	6.5	mg/L	0.010	5/24/2011
Lithium	EPA 200.7	<0.10	mg/L	0.10	5/24/2011
Magnesium	EPA 200.7	2.0	mg/L	0.50	5/24/2011
Manganese	EPA 200.7	0.63	mg/L	0.0050	5/24/2011
Molybdenum	EPA 200.7	<0.010	mg/L	0.010	5/24/2011
Nickel	EPA 200.7	0.010	mg/L	0.010	5/24/2011
Phosphorus	EPA 200.7	<0.50	mg/L	0.50	5/24/2011
Potassium	EPA 200.7	2.0	mg/L	0.50	5/24/2011
Scandium	EPA 200.7	<0.10	mg/L	0.10	5/24/2011
Silver	EPA 200.7	<0.0050	mg/L	0.0050	5/24/2011
Sodium	EPA 200.7	1.4	mg/L	0.50	5/24/2011
Strontium	EPA 200.7	<0.10	mg/L	0.10	5/24/2011
Tin	EPA 200.7	<0.10	mg/L	0.10	5/24/2011

Customer Sample ID: SRK 0858 WK:16 **Collect Date/Time:** 5/20/2011 09:00
WETLAB Sample ID: 1105313-017 **Receive Date:** 5/20/2011 15:50

PROFILE II

Parameter	Method	Results	Units	Reporting Limit	Date Analyzed
Titanium	EPA 200.7	<0.10	mg/L	0.10	5/24/2011
Vanadium	EPA 200.7	<0.010	mg/L	0.010	5/24/2011
Zinc	EPA 200.7	0.10	mg/L	0.010	5/24/2011
Mercury	EPA 200.8	<0.00010	mg/L	0.00010	5/26/2011
Antimony	EPA 200.8	<0.0025	mg/L	0.0025	5/26/2011
Arsenic	EPA 200.8	<0.010	mg/L	0.010	6/1/2011
Lead	EPA 200.8	<0.0025	mg/L	0.0025	5/26/2011
Selenium	EPA 200.8	<0.010	mg/L	0.010	6/1/2011
Thallium	EPA 200.8	<0.0010	mg/L	0.0010	5/26/2011
Uranium	EPA 200.8	0.067	mg/L	0.010	5/26/2011
Anions	Calculation	5.61	meq/L	0.10	
Cations	Calculation	5.69	meq/L	0.10	
Error	Calculation	<1.0	%	1.0	

Customer Sample ID: SRK 0864 WK:16 **Collect Date/Time:** 5/20/2011 09:00
WETLAB Sample ID: 1105313-018 **Receive Date:** 5/20/2011 15:50

PROFILE II

Parameter	Method	Results	Units	Reporting Limit	Date Analyzed
pH	SM 4500-H+ B	7.91	pH Units		5/20/2011
Bicarbonate (HCO3)	SM 2320B	38	mg/L	1.0	5/20/2011
Carbonate (CO3)	SM 2320B	<1.0	mg/L	1.0	5/20/2011
Hydroxide (OH)	SM 2320B	<1.0	mg/L	1.0	5/20/2011
Total Alkalinity	SM 2320B	31	mg/L as CaCO3	1.0	5/20/2011
Chloride	EPA 300.0	<1.00	mg/L	1.00	5/21/2011
Fluoride	EPA 300.0	0.66	mg/L	0.10	5/21/2011
Sulfate	EPA 300.0	5.9	mg/L	1.0	5/21/2011
Nitrate Nitrogen	EPA 300.0	<1.0	mg/L	1.0	5/21/2011
Nitrite Nitrogen	EPA 300.0	<0.025	mg/L	0.025	5/21/2011
Total Dissolved Solids (TDS)	SM 2540C	44	mg/L	10	5/23/2011
Aluminum	EPA 200.7	<0.045	mg/L	0.045	5/24/2011
Barium	EPA 200.7	0.011	mg/L	0.010	5/24/2011
Beryllium	EPA 200.7	<0.0010	mg/L	0.0010	5/24/2011
Bismuth	EPA 200.7	<0.10	mg/L	0.10	5/24/2011
Boron	EPA 200.7	<0.10	mg/L	0.10	5/24/2011
Cadmium	EPA 200.7	<0.0010	mg/L	0.0010	5/24/2011
Calcium	EPA 200.7	10	mg/L	0.50	5/24/2011
Chromium	EPA 200.7	<0.0050	mg/L	0.0050	5/24/2011
Cobalt	EPA 200.7	<0.010	mg/L	0.010	5/24/2011
Copper	EPA 200.7	<0.050	mg/L	0.050	5/24/2011
Gallium	EPA 200.7	<0.10	mg/L	0.10	5/24/2011

Customer Sample ID: SRK 0864 WK:16 **Collect Date/Time:** 5/20/2011 09:00
WETLAB Sample ID: 1105313-018 **Receive Date:** 5/20/2011 15:50

PROFILE II

Parameter	Method	Results	Units	Reporting Limit	Date Analyzed
Iron	EPA 200.7	<0.010	mg/L	0.010	5/24/2011
Lithium	EPA 200.7	<0.10	mg/L	0.10	5/24/2011
Magnesium	EPA 200.7	1.7	mg/L	0.50	5/24/2011
Manganese	EPA 200.7	<0.0050	mg/L	0.0050	5/24/2011
Molybdenum	EPA 200.7	<0.010	mg/L	0.010	5/24/2011
Nickel	EPA 200.7	<0.010	mg/L	0.010	5/24/2011
Phosphorus	EPA 200.7	<0.50	mg/L	0.50	5/24/2011
Potassium	EPA 200.7	1.2	mg/L	0.50	5/24/2011
Scandium	EPA 200.7	<0.10	mg/L	0.10	5/24/2011
Silver	EPA 200.7	<0.0050	mg/L	0.0050	5/24/2011
Sodium	EPA 200.7	1.2	mg/L	0.50	5/24/2011
Strontium	EPA 200.7	<0.10	mg/L	0.10	5/24/2011
Tin	EPA 200.7	<0.10	mg/L	0.10	5/24/2011
Titanium	EPA 200.7	<0.10	mg/L	0.10	5/24/2011
Vanadium	EPA 200.7	<0.010	mg/L	0.010	5/24/2011
Zinc	EPA 200.7	<0.010	mg/L	0.010	5/24/2011
Mercury	EPA 200.8	<0.00010	mg/L	0.00010	5/26/2011
Antimony	EPA 200.8	<0.0025	mg/L	0.0025	5/26/2011
Arsenic	EPA 200.8	<0.0050	mg/L	0.0050	5/26/2011
Lead	EPA 200.8	<0.0025	mg/L	0.0025	5/26/2011
Selenium	EPA 200.8	<0.0050	mg/L	0.0050	5/26/2011
Thallium	EPA 200.8	<0.0010	mg/L	0.0010	5/26/2011
Uranium	EPA 200.8	<0.010	mg/L	0.010	5/26/2011
Anions	Calculation	0.78	meq/L	0.10	
Cations	Calculation	0.72	meq/L	0.10	
Error	Calculation	3.9	%	1.0	

Customer Sample ID: SRK 0866 WK:16 **Collect Date/Time:** 5/20/2011 09:00
WETLAB Sample ID: 1105313-019 **Receive Date:** 5/20/2011 15:50

PROFILE II

Parameter	Method	Results	Units	Reporting Limit	Date Analyzed
pH	SM 4500-H+ B	7.04	pH Units		5/20/2011
Bicarbonate (HCO3)	SM 2320B	9.4	mg/L	1.0	5/20/2011
Carbonate (CO3)	SM 2320B	<1.0	mg/L	1.0	5/20/2011
Hydroxide (OH)	SM 2320B	<1.0	mg/L	1.0	5/20/2011
Total Alkalinity	SM 2320B	7.7	mg/L as CaCO3	1.0	5/20/2011
Chloride	EPA 300.0	<1.00	mg/L	1.00	5/21/2011
Fluoride	EPA 300.0	0.60	mg/L	0.10	5/21/2011
Sulfate	EPA 300.0	24	mg/L	1.0	5/21/2011
Nitrate Nitrogen	EPA 300.0	<1.0	mg/L	1.0	5/21/2011

Customer Sample ID: SRK 0866 WK:16 **Collect Date/Time:** 5/20/2011 09:00

WETLAB Sample ID: 1105313-019 **Receive Date:** 5/20/2011 15:50

PROFILE II

Parameter	Method	Results	Units	Reporting Limit	Date Analyzed
Nitrite Nitrogen	EPA 300.0	<0.025	mg/L	0.025	5/21/2011
Total Dissolved Solids (TDS)	SM 2540C	48	mg/L	10	5/23/2011
Aluminum	EPA 200.7	<0.045	mg/L	0.045	5/24/2011
Barium	EPA 200.7	<0.010	mg/L	0.010	5/24/2011
Beryllium	EPA 200.7	<0.0010	mg/L	0.0010	5/24/2011
Bismuth	EPA 200.7	<0.10	mg/L	0.10	5/24/2011
Boron	EPA 200.7	<0.10	mg/L	0.10	5/24/2011
Cadmium	EPA 200.7	<0.0010	mg/L	0.0010	5/24/2011
Calcium	EPA 200.7	10	mg/L	0.50	5/24/2011
Chromium	EPA 200.7	<0.0050	mg/L	0.0050	5/24/2011
Cobalt	EPA 200.7	<0.010	mg/L	0.010	5/24/2011
Copper	EPA 200.7	<0.050	mg/L	0.050	5/24/2011
Gallium	EPA 200.7	<0.10	mg/L	0.10	5/24/2011
Iron	EPA 200.7	<0.010	mg/L	0.010	5/24/2011
Lithium	EPA 200.7	<0.10	mg/L	0.10	5/24/2011
Magnesium	EPA 200.7	1.1	mg/L	0.50	5/24/2011
Manganese	EPA 200.7	<0.0050	mg/L	0.0050	5/24/2011
Molybdenum	EPA 200.7	<0.010	mg/L	0.010	5/24/2011
Nickel	EPA 200.7	<0.010	mg/L	0.010	5/24/2011
Phosphorus	EPA 200.7	<0.50	mg/L	0.50	5/24/2011
Potassium	EPA 200.7	2.1	mg/L	0.50	5/24/2011
Scandium	EPA 200.7	<0.10	mg/L	0.10	5/24/2011
Silver	EPA 200.7	<0.0050	mg/L	0.0050	5/24/2011
Sodium	EPA 200.7	0.56	mg/L	0.50	5/24/2011
Strontium	EPA 200.7	<0.10	mg/L	0.10	5/24/2011
Tin	EPA 200.7	<0.10	mg/L	0.10	5/24/2011
Titanium	EPA 200.7	<0.10	mg/L	0.10	5/24/2011
Vanadium	EPA 200.7	<0.010	mg/L	0.010	5/24/2011
Zinc	EPA 200.7	<0.010	mg/L	0.010	5/24/2011
Mercury	EPA 200.8	<0.00010	mg/L	0.00010	5/26/2011
Antimony	EPA 200.8	<0.0025	mg/L	0.0025	5/26/2011
Arsenic	EPA 200.8	<0.0050	mg/L	0.0050	5/26/2011
Lead	EPA 200.8	<0.0025	mg/L	0.0025	5/26/2011
Selenium	EPA 200.8	<0.0050	mg/L	0.0050	5/26/2011
Thallium	EPA 200.8	<0.0010	mg/L	0.0010	5/26/2011
Uranium	EPA 200.8	<0.010	mg/L	0.010	6/1/2011
Anions	Calculation	0.69	meq/L	0.10	
Cations	Calculation	0.67	meq/L	0.10	
Error	Calculation	1.3	%	1.0	

Customer Sample ID: SRK 0867 WK:16 **Collect Date/Time:** 5/20/2011 09:00

WETLAB Sample ID: 1105313-020 **Receive Date:** 5/20/2011 15:50

PROFILE II

Parameter	Method	Results	Units	Reporting Limit	Date Analyzed
pH	SM 4500-H+ B	7.46	pH Units		5/20/2011
Bicarbonate (HCO3)	SM 2320B	29	mg/L	1.0	5/20/2011
Carbonate (CO3)	SM 2320B	<1.0	mg/L	1.0	5/20/2011
Hydroxide (OH)	SM 2320B	<1.0	mg/L	1.0	5/20/2011
Total Alkalinity	SM 2320B	24	mg/L as CaCO3	1.0	5/20/2011
Chloride	EPA 300.0	<1.00	mg/L	1.00	5/21/2011
Fluoride	EPA 300.0	1.4	mg/L	0.10	5/21/2011
Sulfate	EPA 300.0	51	mg/L	1.0	5/21/2011
Nitrate Nitrogen	EPA 300.0	<1.0	mg/L	1.0	5/21/2011
Nitrite Nitrogen	EPA 300.0	<0.025	mg/L	0.025	5/21/2011
Total Dissolved Solids (TDS)	SM 2540C	100	mg/L	10	5/23/2011
Aluminum	EPA 200.7	<0.045	mg/L	0.045	5/24/2011
Barium	EPA 200.7	0.011	mg/L	0.010	5/24/2011
Beryllium	EPA 200.7	<0.0010	mg/L	0.0010	5/24/2011
Bismuth	EPA 200.7	<0.10	mg/L	0.10	5/24/2011
Boron	EPA 200.7	<0.10	mg/L	0.10	5/24/2011
Cadmium	EPA 200.7	<0.0010	mg/L	0.0010	5/24/2011
Calcium	EPA 200.7	27	mg/L	0.50	5/24/2011
Chromium	EPA 200.7	<0.0050	mg/L	0.0050	5/24/2011
Cobalt	EPA 200.7	<0.010	mg/L	0.010	5/24/2011
Copper	EPA 200.7	<0.050	mg/L	0.050	5/24/2011
Gallium	EPA 200.7	<0.10	mg/L	0.10	5/24/2011
Iron	EPA 200.7	<0.010	mg/L	0.010	5/24/2011
Lithium	EPA 200.7	<0.10	mg/L	0.10	5/24/2011
Magnesium	EPA 200.7	1.7	mg/L	0.50	5/24/2011
Manganese	EPA 200.7	0.096	mg/L	0.0050	5/24/2011
Molybdenum	EPA 200.7	<0.050	mg/L	0.050	5/27/2011
Nickel	EPA 200.7	<0.010	mg/L	0.010	5/24/2011
Phosphorus	EPA 200.7	<0.50	mg/L	0.50	5/24/2011
Potassium	EPA 200.7	0.90	mg/L	0.50	5/24/2011
Scandium	EPA 200.7	<0.10	mg/L	0.10	5/24/2011
Silver	EPA 200.7	<0.0050	mg/L	0.0050	5/24/2011
Sodium	EPA 200.7	<0.50	mg/L	0.50	5/24/2011
Strontium	EPA 200.7	<0.10	mg/L	0.10	5/24/2011
Tin	EPA 200.7	<0.10	mg/L	0.10	5/24/2011
Titanium	EPA 200.7	<0.10	mg/L	0.10	5/24/2011
Vanadium	EPA 200.7	<0.010	mg/L	0.010	5/24/2011
Zinc	EPA 200.7	<0.010	mg/L	0.010	5/24/2011
Mercury	EPA 200.8	<0.00010	mg/L	0.00010	5/26/2011
Antimony	EPA 200.8	0.0048	mg/L	0.0025	5/26/2011
Arsenic	EPA 200.8	<0.0050	mg/L	0.0050	5/26/2011

Customer Sample ID: SRK 0867 WK:16 **Collect Date/Time:** 5/20/2011 09:00
WETLAB Sample ID: 1105313-020 **Receive Date:** 5/20/2011 15:50

PROFILE II

Parameter	Method	Results	Units	Reporting Limit	Date Analyzed
Lead	EPA 200.8	<0.0025	mg/L	0.0025	5/26/2011
Selenium	EPA 200.8	<0.0050	mg/L	0.0050	5/26/2011
Thallium	EPA 200.8	<0.0010	mg/L	0.0010	5/26/2011
Uranium	EPA 200.8	<0.010	mg/L	0.010	6/1/2011
Anions	Calculation	1.61	meq/L	0.10	
Cations	Calculation	1.51	meq/L	0.10	
Error	Calculation	3.1	%	1.0	

Customer Sample ID: SRK 0872 WK:16 **Collect Date/Time:** 5/20/2011 09:00
WETLAB Sample ID: 1105313-021 **Receive Date:** 5/20/2011 15:50

PROFILE II

Parameter	Method	Results	Units	Reporting Limit	Date Analyzed
pH	SM 4500-H+ B	7.38	pH Units		5/20/2011
Bicarbonate (HCO3)	SM 2320B	19	mg/L	1.0	5/20/2011
Carbonate (CO3)	SM 2320B	<1.0	mg/L	1.0	5/20/2011
Hydroxide (OH)	SM 2320B	<1.0	mg/L	1.0	5/20/2011
Total Alkalinity	SM 2320B	16	mg/L as CaCO3	1.0	5/20/2011
Chloride	EPA 300.0	<1.00	mg/L	1.00	5/21/2011
Fluoride	EPA 300.0	1.0	mg/L	0.10	5/21/2011
Sulfate	EPA 300.0	68	mg/L	1.0	5/21/2011
Nitrate Nitrogen	EPA 300.0	<1.0	mg/L	1.0	5/21/2011
Nitrite Nitrogen	EPA 300.0	<0.025	mg/L	0.025	5/21/2011
Total Dissolved Solids (TDS)	SM 2540C	150	mg/L	10	5/23/2011
Aluminum	EPA 200.7	<0.045	mg/L	0.045	5/24/2011
Barium	EPA 200.7	<0.010	mg/L	0.010	5/24/2011
Beryllium	EPA 200.7	<0.0010	mg/L	0.0010	5/24/2011
Bismuth	EPA 200.7	<0.10	mg/L	0.10	5/24/2011
Boron	EPA 200.7	<0.10	mg/L	0.10	5/24/2011
Cadmium	EPA 200.7	<0.0010	mg/L	0.0010	5/24/2011
Calcium	EPA 200.7	34	mg/L	0.50	5/24/2011
Chromium	EPA 200.7	<0.0050	mg/L	0.0050	5/24/2011
Cobalt	EPA 200.7	<0.010	mg/L	0.010	5/24/2011
Copper	EPA 200.7	<0.050	mg/L	0.050	5/24/2011
Gallium	EPA 200.7	<0.10	mg/L	0.10	5/24/2011
Iron	EPA 200.7	<0.010	mg/L	0.010	5/24/2011
Lithium	EPA 200.7	<0.10	mg/L	0.10	5/24/2011
Magnesium	EPA 200.7	<0.50	mg/L	0.50	5/24/2011
Manganese	EPA 200.7	0.041	mg/L	0.0050	5/24/2011
Molybdenum	EPA 200.7	0.024	mg/L	0.010	5/24/2011
Nickel	EPA 200.7	<0.010	mg/L	0.010	5/24/2011

Customer Sample ID: SRK 0872 WK:16 **Collect Date/Time:** 5/20/2011 09:00

WETLAB Sample ID: 1105313-021 **Receive Date:** 5/20/2011 15:50

PROFILE II

Parameter	Method	Results	Units	Reporting Limit	Date Analyzed
Phosphorus	EPA 200.7	<0.50	mg/L	0.50	5/24/2011
Potassium	EPA 200.7	<0.50	mg/L	0.50	5/24/2011
Scandium	EPA 200.7	<0.10	mg/L	0.10	5/24/2011
Silver	EPA 200.7	<0.0050	mg/L	0.0050	5/24/2011
Sodium	EPA 200.7	<0.50	mg/L	0.50	5/24/2011
Strontium	EPA 200.7	<0.10	mg/L	0.10	5/24/2011
Tin	EPA 200.7	<0.10	mg/L	0.10	5/24/2011
Titanium	EPA 200.7	<0.10	mg/L	0.10	5/24/2011
Vanadium	EPA 200.7	<0.010	mg/L	0.010	5/24/2011
Zinc	EPA 200.7	<0.010	mg/L	0.010	5/24/2011
Mercury	EPA 200.8	<0.00010	mg/L	0.00010	5/26/2011
Antimony	EPA 200.8	<0.0025	mg/L	0.0025	5/26/2011
Arsenic	EPA 200.8	<0.0050	mg/L	0.0050	5/26/2011
Lead	EPA 200.8	<0.0025	mg/L	0.0025	5/26/2011
Selenium	EPA 200.8	<0.0050	mg/L	0.0050	5/26/2011
Thallium	EPA 200.8	<0.0010	mg/L	0.0010	5/26/2011
Uranium	EPA 200.8	<0.010	mg/L	0.010	6/1/2011
Anions	Calculation	1.78	meq/L	0.10	
Cations	Calculation	1.70	meq/L	0.10	
Error	Calculation	2.3	%	1.0	

Western Environmental Testing Laboratory
QC Report

QCBatchID	QCType	Parameter	Method	Result	Units
QC1105597	Blank 1	Fluoride	EPA 300.0	<0.10	mg/L
QC1105597	Blank 2	Fluoride	EPA 300.0	<0.10	mg/L
QC1105597	Blank 3	Fluoride	EPA 300.0	<0.10	mg/L
QC1105598	Blank 1	Fluoride	EPA 300.0	<0.10	mg/L
QC1105598	Blank 2	Fluoride	EPA 300.0	<0.10	mg/L
QC1105598	Blank 3	Fluoride	EPA 300.0	<0.10	mg/L
QC1105601	Blank 1	Chloride	EPA 300.0	<1.0	mg/L
QC1105601	Blank 2	Chloride	EPA 300.0	<1.0	mg/L
QC1105601	Blank 3	Chloride	EPA 300.0	<1.0	mg/L
QC1105602	Blank 1	Chloride	EPA 300.0	<1.0	mg/L
QC1105602	Blank 2	Chloride	EPA 300.0	<1.0	mg/L
QC1105602	Blank 3	Chloride	EPA 300.0	<1.0	mg/L
QC1105604	Blank 1	Nitrite Nitrogen	EPA 300.0	<0.025	mg/L
QC1105604	Blank 2	Nitrite Nitrogen	EPA 300.0	<0.025	mg/L
QC1105604	Blank 3	Nitrite Nitrogen	EPA 300.0	<0.025	mg/L
QC1105605	Blank 1	Nitrite Nitrogen	EPA 300.0	<0.025	mg/L
QC1105605	Blank 2	Nitrite Nitrogen	EPA 300.0	<0.025	mg/L
QC1105605	Blank 3	Nitrite Nitrogen	EPA 300.0	<0.025	mg/L
QC1105607	Blank 1	Nitrate Nitrogen	EPA 300.0	<1.0	mg/L
QC1105607	Blank 2	Nitrate Nitrogen	EPA 300.0	<1.0	mg/L
QC1105607	Blank 3	Nitrate Nitrogen	EPA 300.0	<1.0	mg/L
QC1105608	Blank 1	Nitrate Nitrogen	EPA 300.0	<1.0	mg/L
QC1105608	Blank 2	Nitrate Nitrogen	EPA 300.0	<1.0	mg/L
QC1105611	Blank 1	Sulfate	EPA 300.0	<1.0	mg/L
QC1105611	Blank 2	Sulfate	EPA 300.0	<1.0	mg/L
QC1105611	Blank 3	Sulfate	EPA 300.0	<1.0	mg/L
QC1105612	Blank 1	Sulfate	EPA 300.0	<1.0	mg/L
QC1105612	Blank 2	Sulfate	EPA 300.0	<1.0	mg/L
QC1105612	Blank 3	Sulfate	EPA 300.0	<1.0	mg/L
QC1105639	Blank 1	Sulfate	EPA 300.0	<1.0	mg/L
QC1105639	Blank 2	Sulfate	EPA 300.0	<1.0	mg/L
QC1105639	Blank 3	Sulfate	EPA 300.0	<1.0	mg/L
QC1105705	Blank 1	Total Dissolved Solids (TDS)	SM 2540C	<10	mg/L
QC1105705	Blank 2	Total Dissolved Solids (TDS)	SM 2540C	<10	mg/L
QC1105719	Blank 1	Aluminum, Dissolved	EPA 200.7	<0.045	mg/L
		Barium, Dissolved	EPA 200.7	<0.010	mg/L
		Beryllium, Dissolved	EPA 200.7	<0.0010	mg/L
		Bismuth, Dissolved	EPA 200.7	<0.10	mg/L
		Boron, Dissolved	EPA 200.7	<0.10	mg/L
		Cadmium, Dissolved	EPA 200.7	<0.0010	mg/L
		Calcium, Dissolved	EPA 200.7	<0.50	mg/L
		Chromium, Dissolved	EPA 200.7	<0.0050	mg/L
		Cobalt, Dissolved	EPA 200.7	<0.010	mg/L
		Copper, Dissolved	EPA 200.7	<0.050	mg/L
		Gallium, Dissolved	EPA 200.7	<0.10	mg/L
		Iron, Dissolved	EPA 200.7	<0.010	mg/L
		Lithium, Dissolved	EPA 200.7	<0.10	mg/L
		Magnesium, Dissolved	EPA 200.7	<0.50	mg/L
		Manganese, Dissolved	EPA 200.7	<0.0050	mg/L
		Molybdenum, Dissolved	EPA 200.7	<0.010	mg/L

QCBatchID	QCType	Parameter	Method	Result	Units
		Nickel, Dissolved	EPA 200.7	<0.010	mg/L
		Phosphorus, Dissolved	EPA 200.7	<0.50	mg/L
		Potassium, Dissolved	EPA 200.7	<0.50	mg/L
		Scandium, Dissolved	EPA 200.7	<0.10	mg/L
		Silver, Dissolved	EPA 200.7	<0.0050	mg/L
		Sodium, Dissolved	EPA 200.7	<0.50	mg/L
		Strontium, Dissolved	EPA 200.7	<0.10	mg/L
		Tin, Dissolved	EPA 200.7	<0.10	mg/L
		Titanium, Dissolved	EPA 200.7	<0.10	mg/L
		Vanadium, Dissolved	EPA 200.7	<0.010	mg/L
		Zinc, Dissolved	EPA 200.7	<0.010	mg/L
QC1105720	Blank 1	Aluminum, Dissolved	EPA 200.7	<0.045	mg/L
		Barium, Dissolved	EPA 200.7	<0.010	mg/L
		Beryllium, Dissolved	EPA 200.7	<0.0010	mg/L
		Bismuth, Dissolved	EPA 200.7	<0.10	mg/L
		Boron, Dissolved	EPA 200.7	<0.10	mg/L
		Cadmium, Dissolved	EPA 200.7	<0.0010	mg/L
		Calcium, Dissolved	EPA 200.7	<0.50	mg/L
		Chromium, Dissolved	EPA 200.7	<0.0050	mg/L
		Cobalt, Dissolved	EPA 200.7	<0.010	mg/L
		Copper, Dissolved	EPA 200.7	<0.050	mg/L
		Gallium, Dissolved	EPA 200.7	<0.10	mg/L
		Iron, Dissolved	EPA 200.7	<0.010	mg/L
		Lithium, Dissolved	EPA 200.7	<0.10	mg/L
		Magnesium, Dissolved	EPA 200.7	<0.50	mg/L
		Manganese, Dissolved	EPA 200.7	<0.0050	mg/L
		Molybdenum, Dissolved	EPA 200.7	<0.010	mg/L
		Nickel, Dissolved	EPA 200.7	<0.010	mg/L
		Phosphorus, Dissolved	EPA 200.7	<0.50	mg/L
		Potassium, Dissolved	EPA 200.7	<0.50	mg/L
		Scandium, Dissolved	EPA 200.7	<0.10	mg/L
		Silver, Dissolved	EPA 200.7	<0.0050	mg/L
		Sodium, Dissolved	EPA 200.7	<0.50	mg/L
		Strontium, Dissolved	EPA 200.7	<0.10	mg/L
		Tin, Dissolved	EPA 200.7	<0.10	mg/L
		Titanium, Dissolved	EPA 200.7	<0.10	mg/L
		Vanadium, Dissolved	EPA 200.7	<0.010	mg/L
		Zinc, Dissolved	EPA 200.7	<0.010	mg/L
QC1105723	Blank 1	Aluminum, Dissolved	EPA 200.7	<0.045	mg/L
		Barium, Dissolved	EPA 200.7	<0.010	mg/L
		Beryllium, Dissolved	EPA 200.7	<0.0010	mg/L
		Bismuth, Dissolved	EPA 200.7	<0.10	mg/L
		Boron, Dissolved	EPA 200.7	<0.10	mg/L
		Cadmium, Dissolved	EPA 200.7	<0.0010	mg/L
		Calcium, Dissolved	EPA 200.7	<0.50	mg/L
		Chromium, Dissolved	EPA 200.7	<0.0050	mg/L
		Cobalt, Dissolved	EPA 200.7	<0.010	mg/L
		Copper, Dissolved	EPA 200.7	<0.050	mg/L
		Gallium, Dissolved	EPA 200.7	<0.10	mg/L
		Iron, Dissolved	EPA 200.7	<0.010	mg/L
		Lithium, Dissolved	EPA 200.7	<0.10	mg/L
		Magnesium, Dissolved	EPA 200.7	<0.50	mg/L
		Manganese, Dissolved	EPA 200.7	<0.0050	mg/L
		Molybdenum, Dissolved	EPA 200.7	<0.010	mg/L
		Nickel, Dissolved	EPA 200.7	<0.010	mg/L
		Phosphorus, Dissolved	EPA 200.7	<0.50	mg/L

QCBatchID	QCType	Parameter	Method	Result	Units
		Potassium, Dissolved	EPA 200.7	<0.50	mg/L
		Scandium, Dissolved	EPA 200.7	<0.10	mg/L
		Silver, Dissolved	EPA 200.7	<0.0050	mg/L
		Sodium, Dissolved	EPA 200.7	<0.50	mg/L
		Strontium, Dissolved	EPA 200.7	<0.10	mg/L
		Tin, Dissolved	EPA 200.7	<0.10	mg/L
		Titanium, Dissolved	EPA 200.7	<0.10	mg/L
		Vanadium, Dissolved	EPA 200.7	<0.010	mg/L
		Zinc, Dissolved	EPA 200.7	<0.010	mg/L
QC1105724	Blank 1	Aluminum, Dissolved	EPA 200.7	<0.045	mg/L
		Barium, Dissolved	EPA 200.7	<0.010	mg/L
		Beryllium, Dissolved	EPA 200.7	<0.0010	mg/L
		Bismuth, Dissolved	EPA 200.7	<0.10	mg/L
		Boron, Dissolved	EPA 200.7	<0.10	mg/L
		Cadmium, Dissolved	EPA 200.7	<0.0010	mg/L
		Calcium, Dissolved	EPA 200.7	<0.50	mg/L
		Chromium, Dissolved	EPA 200.7	<0.0050	mg/L
		Cobalt, Dissolved	EPA 200.7	<0.010	mg/L
		Copper, Dissolved	EPA 200.7	<0.050	mg/L
		Gallium, Dissolved	EPA 200.7	<0.10	mg/L
		Iron, Dissolved	EPA 200.7	<0.010	mg/L
		Lithium, Dissolved	EPA 200.7	<0.10	mg/L
		Magnesium, Dissolved	EPA 200.7	<0.50	mg/L
		Manganese, Dissolved	EPA 200.7	<0.0050	mg/L
		Molybdenum, Dissolved	EPA 200.7	<0.010	mg/L
		Nickel, Dissolved	EPA 200.7	<0.010	mg/L
		Phosphorus, Dissolved	EPA 200.7	<0.50	mg/L
		Potassium, Dissolved	EPA 200.7	<0.50	mg/L
		Scandium, Dissolved	EPA 200.7	<0.10	mg/L
		Silver, Dissolved	EPA 200.7	<0.0050	mg/L
		Sodium, Dissolved	EPA 200.7	<0.50	mg/L
		Strontium, Dissolved	EPA 200.7	<0.10	mg/L
		Tin, Dissolved	EPA 200.7	<0.10	mg/L
		Titanium, Dissolved	EPA 200.7	<0.10	mg/L
		Vanadium, Dissolved	EPA 200.7	<0.010	mg/L
		Zinc, Dissolved	EPA 200.7	<0.010	mg/L
QC1105786	Blank 1	Uranium, Dissolved	EPA 200.8	<0.010	mg/L
		Mercury, Dissolved	EPA 200.8	<0.00010	mg/L
		Antimony, Dissolved	EPA 200.8	<0.0025	mg/L
		Arsenic, Dissolved	EPA 200.8	<0.0050	mg/L
		Lead, Dissolved	EPA 200.8	<0.0025	mg/L
		Selenium, Dissolved	EPA 200.8	<0.0050	mg/L
		Thallium, Dissolved	EPA 200.8	<0.0010	mg/L
QC1105787	Blank 1	Uranium, Dissolved	EPA 200.8	<0.010	mg/L
		Mercury, Dissolved	EPA 200.8	<0.00010	mg/L
		Antimony, Dissolved	EPA 200.8	<0.0025	mg/L
		Arsenic, Dissolved	EPA 200.8	<0.0050	mg/L
		Lead, Dissolved	EPA 200.8	<0.0025	mg/L
		Selenium, Dissolved	EPA 200.8	<0.0050	mg/L
		Thallium, Dissolved	EPA 200.8	<0.0010	mg/L
QC1105792	Blank 1	Total Dissolved Solids (TDS)	SM 2540C	<10	mg/L
QC1105792	Blank 2	Total Dissolved Solids (TDS)	SM 2540C	<10	mg/L
QC1106010	Blank 1	Uranium, Dissolved	EPA 200.8	<0.010	mg/L
		Mercury, Dissolved	EPA 200.8	<0.00010	mg/L
		Antimony, Dissolved	EPA 200.8	<0.0025	mg/L
		Arsenic, Dissolved	EPA 200.8	<0.0050	mg/L

QCBatchID	QCType	Parameter	Method	Result	Units
		Lead, Dissolved	EPA 200.8	<0.0025	mg/L
		Selenium, Dissolved	EPA 200.8	<0.0050	mg/L
		Thallium, Dissolved	EPA 200.8	<0.0010	mg/L

QCBatchID	QCType	Parameter	Method	Result	Actual	% Recovery	Units
QC1105593	LCS 1	pH	SM 4500-H+ B	7.03	7.00	100	pH Units
QC1105593	LCS 2	pH	SM 4500-H+ B	7.03	7.00	100	pH Units
QC1105593	LCS 3	pH	SM 4500-H+ B	7.03	7.00	100	pH Units
QC1105594	LCS 1	Alkalinity	SM 2320B	94.8	100	95	mg/L
QC1105594	LCS 2	Alkalinity	SM 2320B	94.7	100	95	mg/L
QC1105594	LCS 3	Alkalinity	SM 2320B	94.5	100	95	mg/L
QC1105597	LCS 1	Fluoride	EPA 300.0	1.99	2.00	99	mg/L
QC1105598	LCS 1	Fluoride	EPA 300.0	1.99	2.00	99	mg/L
QC1105601	LCS 1	Chloride	EPA 300.0	10.6	10.0	106	mg/L
QC1105602	LCS 1	Chloride	EPA 300.0	10.6	10.0	106	mg/L
QC1105604	LCS 1	Nitrite Nitrogen	EPA 300.0	0.496	0.500	99	mg/L
QC1105605	LCS 1	Nitrite Nitrogen	EPA 300.0	0.496	0.500	99	mg/L
QC1105607	LCS 1	Nitrate Nitrogen	EPA 300.0	1.97	2.00	98	mg/L
QC1105608	LCS 1	Nitrate Nitrogen	EPA 300.0	1.97	2.00	98	mg/L
QC1105611	LCS 1	Sulfate	EPA 300.0	25.1	25.0	100	mg/L
QC1105612	LCS 1	Sulfate	EPA 300.0	25.1	25.0	100	mg/L
QC1105639	LCS 1	Sulfate	EPA 300.0	25.1	25.0	101	mg/L
QC1105705	LCS 1	Total Dissolved Solids (TDS)	SM 2540C	139	150	92	mg/L
QC1105705	LCS 2	Total Dissolved Solids (TDS)	SM 2540C	139	150		mg/L
QC1105719	LCS 1	Aluminum	EPA 200.7	0.976	1.00	98	mg/L
		Barium	EPA 200.7	0.975	1.00	98	mg/L
		Beryllium	EPA 200.7	0.975	1.00	98	mg/L
		Bismuth	EPA 200.7	1.00	1.00	100	mg/L
		Boron	EPA 200.7	0.931	1.00	93	mg/L
		Cadmium	EPA 200.7	0.973	1.00	97	mg/L
		Calcium	EPA 200.7	9.95	10.0	100	mg/L
		Chromium	EPA 200.7	0.960	1.00	96	mg/L
		Cobalt	EPA 200.7	0.979	1.00	98	mg/L
		Copper	EPA 200.7	4.80	5.00	96	mg/L
		Gallium	EPA 200.7	0.966	1.00	97	mg/L
		Iron	EPA 200.7	0.970	1.00	97	mg/L
		Lithium	EPA 200.7	0.951	1.00	95	mg/L
		Magnesium	EPA 200.7	9.61	10.0	96	mg/L
		Manganese	EPA 200.7	0.978	1.00	98	mg/L
		Molybdenum	EPA 200.7	0.973	1.00	97	mg/L
		Nickel	EPA 200.7	4.87	5.00	97	mg/L
		Phosphorus	EPA 200.7	4.96	5.00	99	mg/L
		Potassium	EPA 200.7	10.0	10.0	100	mg/L
		Scandium	EPA 200.7	0.976	1.00	98	mg/L
		Silver	EPA 200.7	0.089	0.090	98	mg/L
		Sodium	EPA 200.7	9.87	10.0	99	mg/L
		Strontium	EPA 200.7	1.01	1.00	101	mg/L
		Tin	EPA 200.7	0.973	1.00	97	mg/L
		Titanium	EPA 200.7	0.974	1.00	97	mg/L
		Vanadium	EPA 200.7	0.966	1.00	97	mg/L
		Zinc	EPA 200.7	0.993	1.00	99	mg/L
QC1105720	LCS 1	Aluminum	EPA 200.7	0.976	1.00	98	mg/L
		Barium	EPA 200.7	0.975	1.00	98	mg/L
		Beryllium	EPA 200.7	0.975	1.00	98	mg/L
		Bismuth	EPA 200.7	1.00	1.00	100	mg/L
		Boron	EPA 200.7	0.931	1.00	93	mg/L

QCBatchID	QCType	Parameter	Method	Result	Actual	% Recovery	Units
		Cadmium	EPA 200.7	0.973	1.00	97	mg/L
		Calcium	EPA 200.7	9.95	10.0	100	mg/L
		Chromium	EPA 200.7	0.960	1.00	96	mg/L
		Cobalt	EPA 200.7	0.979	1.00	98	mg/L
		Copper	EPA 200.7	4.80	5.00	96	mg/L
		Gallium	EPA 200.7	0.966	1.00	97	mg/L
		Iron	EPA 200.7	0.970	1.00	97	mg/L
		Lithium	EPA 200.7	0.951	1.00	95	mg/L
		Magnesium	EPA 200.7	9.61	10.0	96	mg/L
		Manganese	EPA 200.7	0.978	1.00	98	mg/L
		Molybdenum	EPA 200.7	0.973	1.00	97	mg/L
		Nickel	EPA 200.7	4.87	5.00	97	mg/L
		Phosphorus	EPA 200.7	4.96	5.00	99	mg/L
		Potassium	EPA 200.7	10.0	10.0	100	mg/L
		Scandium	EPA 200.7	0.976	1.00	98	mg/L
		Silver	EPA 200.7	0.089	0.090	98	mg/L
		Sodium	EPA 200.7	9.87	10.0	99	mg/L
		Strontium	EPA 200.7	1.01	1.00	101	mg/L
		Tin	EPA 200.7	0.973	1.00	97	mg/L
		Titanium	EPA 200.7	0.974	1.00	97	mg/L
		Vanadium	EPA 200.7	0.966	1.00	97	mg/L
		Zinc	EPA 200.7	0.993	1.00	99	mg/L
QC1105723	LCS 1	Aluminum	EPA 200.7	0.894	1.00	89	mg/L
		Barium	EPA 200.7	0.918	1.00	92	mg/L
		Beryllium	EPA 200.7	0.934	1.00	93	mg/L
		Bismuth	EPA 200.7	0.950	1.00	95	mg/L
		Boron	EPA 200.7	0.873	1.00	87	mg/L
		Cadmium	EPA 200.7	0.925	1.00	92	mg/L
		Calcium	EPA 200.7	9.48	10.0	95	mg/L
		Chromium	EPA 200.7	0.904	1.00	90	mg/L
		Cobalt	EPA 200.7	0.920	1.00	92	mg/L
		Copper	EPA 200.7	4.44	5.00	89	mg/L
		Gallium	EPA 200.7	0.926	1.00	93	mg/L
		Iron	EPA 200.7	0.957	1.00	96	mg/L
		Lithium	EPA 200.7	0.932	1.00	93	mg/L
		Magnesium	EPA 200.7	9.44	10.0	94	mg/L
		Manganese	EPA 200.7	0.901	1.00	90	mg/L
		Molybdenum	EPA 200.7	0.923	1.00	92	mg/L
		Nickel	EPA 200.7	4.61	5.00	92	mg/L
		Phosphorus	EPA 200.7	4.63	5.00	93	mg/L
		Potassium	EPA 200.7	9.54	10.0	95	mg/L
		Scandium	EPA 200.7	0.924	1.00	92	mg/L
		Silver	EPA 200.7	0.083	0.090	92	mg/L
		Sodium	EPA 200.7	9.39	10.0	94	mg/L
		Strontium	EPA 200.7	0.943	1.00	94	mg/L
		Tin	EPA 200.7	0.902	1.00	90	mg/L
		Titanium	EPA 200.7	0.956	1.00	96	mg/L
		Vanadium	EPA 200.7	0.915	1.00	92	mg/L
		Zinc	EPA 200.7	0.941	1.00	94	mg/L
QC1105724	LCS 1	Aluminum	EPA 200.7	0.969	1.00	97	mg/L
		Barium	EPA 200.7	0.974	1.00	97	mg/L
		Beryllium	EPA 200.7	0.954	1.00	95	mg/L
		Bismuth	EPA 200.7	0.993	1.00	99	mg/L
		Boron	EPA 200.7	0.940	1.00	94	mg/L
		Cadmium	EPA 200.7	0.988	1.00	99	mg/L
		Calcium	EPA 200.7	9.68	10.0	97	mg/L

QCBatchID	QCType	Parameter	Method	Result	Actual	% Recovery	Units
		Chromium	EPA 200.7	0.959	1.00	96	mg/L
		Cobalt	EPA 200.7	0.981	1.00	98	mg/L
		Copper	EPA 200.7	4.84	5.00	97	mg/L
		Gallium	EPA 200.7	0.976	1.00	98	mg/L
		Iron	EPA 200.7	0.968	1.00	97	mg/L
		Lithium	EPA 200.7	0.947	1.00	95	mg/L
		Magnesium	EPA 200.7	9.50	10.0	95	mg/L
		Manganese	EPA 200.7	0.975	1.00	98	mg/L
		Molybdenum	EPA 200.7	0.952	1.00	95	mg/L
		Nickel	EPA 200.7	4.90	5.00	98	mg/L
		Phosphorus	EPA 200.7	4.87	5.00	97	mg/L
		Potassium	EPA 200.7	9.52	10.0	95	mg/L
		Scandium	EPA 200.7	0.949	1.00	95	mg/L
		Silver	EPA 200.7	0.088	0.090	98	mg/L
		Sodium	EPA 200.7	9.53	10.0	95	mg/L
		Strontium	EPA 200.7	0.940	1.00	94	mg/L
		Tin	EPA 200.7	0.947	1.00	95	mg/L
		Titanium	EPA 200.7	0.990	1.00	99	mg/L
		Vanadium	EPA 200.7	0.969	1.00	97	mg/L
		Zinc	EPA 200.7	1.00	1.00	100	mg/L
QC1105786	LCS 1	Mercury	EPA 200.8	0.000987	0.001	99	mg/L
		Antimony	EPA 200.8	0.0098	0.010	98	mg/L
		Arsenic	EPA 200.8	0.0476	0.050	95	mg/L
		Lead	EPA 200.8	0.0101	0.010	101	mg/L
		Selenium	EPA 200.8	0.0487	0.050	97	mg/L
		Thallium	EPA 200.8	0.0097	0.010	97	mg/L
		Uranium	EPA 200.8	0.0109	0.010	109	mg/L
QC1105787	LCS 1	Mercury	EPA 200.8	0.000987	0.001	99	mg/L
		Antimony	EPA 200.8	0.0098	0.010	98	mg/L
		Arsenic	EPA 200.8	0.0476	0.050	95	mg/L
		Lead	EPA 200.8	0.0101	0.010	101	mg/L
		Selenium	EPA 200.8	0.0487	0.050	97	mg/L
		Thallium	EPA 200.8	0.0097	0.010	97	mg/L
		Uranium	EPA 200.8	0.0109	0.010	109	mg/L
QC1105792	LCS 1	Total Dissolved Solids (TDS)	SM 2540C	144	150	96	mg/L
QC1105792	LCS 2	Total Dissolved Solids (TDS)	SM 2540C	140	150	93	mg/L
QC1106010	LCS 1	Mercury	EPA 200.8	0.001149	0.001	115	mg/L
		Antimony	EPA 200.8	0.0102	0.010	102	mg/L
		Arsenic	EPA 200.8	0.0561	0.050	112	mg/L
		Lead	EPA 200.8	0.0107	0.010	107	mg/L
		Selenium	EPA 200.8	0.0553	0.050	111	mg/L
		Thallium	EPA 200.8	0.0106	0.010	106	mg/L
		Uranium	EPA 200.8	0.0107	0.010	107	mg/L

QCBatchID	QCType	Parameter	Method	Duplicate Sample	Sample Result	Duplicate Result	Units	RPD
QC1105593	Duplicate 1	pH	SM 4500-H+ B	1105300-001	7.93	7.92	pH Units	<1%
QC1105593	Duplicate 2	pH	SM 4500-H+ B	1105302-001	8.24	8.23	pH Units	<1%
QC1105593	Duplicate 3	pH	SM 4500-H+ B	1105309-003	8.09	8.09	pH Units	<1%
QC1105593	Duplicate 4	pH	SM 4500-H+ B	1105309-009	8.06	8.06	pH Units	<1%
QC1105593	Duplicate 5	pH	SM 4500-H+ B	1105309-010	8.03	8.03	pH Units	<1%
QC1105594	Duplicate 1	Bicarbonate (HCO3)	SM 2320B	1105300-001	185	186	mg/L	1 %
		Carbonate (CO3)	SM 2320B	1105300-001	<1.000	<1.000	mg/L	<1%
		Hydroxide (OH)	SM 2320B	1105300-001	<1.000	<1.000	mg/L	<1%

QCBatchID	QCType	Parameter	Method	Duplicate Sample	Sample Result	Duplicate Result		Units	RPD
		Total Alkalinity	SM 2320B	1105300-001	152	153		mg/L as CaCO3	1 %
QC1105594	Duplicate 2	Bicarbonate (HCO3)	SM 2320B	1105302-001	206	204		mg/L	1 %
		Carbonate (CO3)	SM 2320B	1105302-001	<1.000	<1.000		mg/L	<1%
		Hydroxide (OH)	SM 2320B	1105302-001	<1.000	<1.000		mg/L	<1%
		Total Alkalinity	SM 2320B	1105302-001	169	167		mg/L as CaCO3	1 %
QC1105594	Duplicate 3	Bicarbonate (HCO3)	SM 2320B	1105309-003	225	226		mg/L	<1%
		Carbonate (CO3)	SM 2320B	1105309-003	<1.000	<1.000		mg/L	<1%
		Hydroxide (OH)	SM 2320B	1105309-003	<1.000	<1.000		mg/L	<1%
		Total Alkalinity	SM 2320B	1105309-003	185	185		mg/L as CaCO3	<1%
QC1105594	Duplicate 4	Bicarbonate (HCO3)	SM 2320B	1105309-009	233	232		mg/L	<1%
		Carbonate (CO3)	SM 2320B	1105309-009	<1.000	<1.000		mg/L	<1%
		Hydroxide (OH)	SM 2320B	1105309-009	<1.000	<1.000		mg/L	<1%
		Total Alkalinity	SM 2320B	1105309-009	191	190		mg/L as CaCO3	<1%
QC1105594	Duplicate 5	Bicarbonate (HCO3)	SM 2320B	1105309-010	195	195		mg/L	<1%
		Carbonate (CO3)	SM 2320B	1105309-010	<1.000	<1.000		mg/L	<1%
		Hydroxide (OH)	SM 2320B	1105309-010	<1.000	<1.000		mg/L	<1%
		Total Alkalinity	SM 2320B	1105309-010	160	160		mg/L as CaCO3	<1%
QC1105705	Duplicate 1	Total Dissolved Solids (TDS)	SM 2540C	1105299-001	320	324		mg/L	1 %
QC1105705	Duplicate 2	Total Dissolved Solids (TDS)	SM 2540C	1105302-002	114	103	Q	mg/L	10 %
QC1105705	Duplicate 3	Total Dissolved Solids (TDS)	SM 2540C	1105304-003	423	406		mg/L	4 %
QC1105705	Duplicate 4	Total Dissolved Solids (TDS)	SM 2540C	1105313-015	80.0	76.0		mg/L	5 %
QC1105792	Duplicate 1	Total Dissolved Solids (TDS)	SM 2540C	1105313-013	354	340		mg/L	4 %
QC1105792	Duplicate 2	Total Dissolved Solids (TDS)	SM 2540C	1105334-003	27.0	19.0		mg/L	35 %
QC1105792	Duplicate 3	Total Dissolved Solids (TDS)	SM 2540C	1105355-001	103	104		mg/L	1 %
QC1105792	Duplicate 4	Total Dissolved Solids (TDS)	SM 2540C	1105355-011	766	738		mg/L	4 %

QCBatchID	QCType	Parameter	Method	Spike Sample	Sample Result	MS Result	MSD Result	Spike Value	Units	MS % Rec.	MSD % Rec.	RPD
QC1105597	MS 1	Fluoride	EPA 300.0	1105302-001	0.211	2.11	2.14	2.00	mg/L	95	96	1 %
QC1105597	MS 2	Fluoride	EPA 300.0	1105266-003	0.279	2.15	2.16	2.00	mg/L	94	94	<1%
QC1105598	MS 1	Fluoride	EPA 300.0	1105313-011	2.06	3.76	3.77	2.00	mg/L	85	86	<1%
QC1105598	MS 2	Fluoride	EPA 300.0	1105313-021	1.04	2.88	2.88	2.00	mg/L	92	92	<1%
QC1105601	MS 1	Chloride	EPA 300.0	1105302-001	5.55	10.8	10.9	5.00	mg/L	105	107	1 %
QC1105601	MS 2	Chloride	EPA 300.0	1105266-003	5.24	10.4	10.5	5.00	mg/L	103	104	1 %
QC1105602	MS 1	Chloride	EPA 300.0	1105313-011	<1.000	5.57	5.56	5.00	mg/L	109	109	<1%
QC1105602	MS 2	Chloride	EPA 300.0	1105313-021	<1.000	5.63	5.66	5.00	mg/L	109	110	1 %
QC1105604	MS 1	Nitrite Nitrogen	EPA 300.0	1105292-001	<0.025	0.527	0.537	0.500	mg/L	103	105	2 %
QC1105604	MS 2	Nitrite Nitrogen	EPA 300.0	1105292-009	<0.025	0.443	0.415	0.500	mg/L	89	83	7 %
QC1105605	MS 1	Nitrite Nitrogen	EPA 300.0	1105313-011	<0.025	0.534	0.525	0.500	mg/L	107	105	2 %
QC1105605	MS 2	Nitrite Nitrogen	EPA 300.0	1105313-021	<0.025	0.528	0.528	0.500	mg/L	103	103	<1%
QC1105607	MS 1	Nitrate Nitrogen	EPA 300.0	1105313-001	<1.000	2.14	2.15	2.00	mg/L	105	106	<1%
QC1105607	MS 2	Nitrate Nitrogen	EPA 300.0	1105313-011	<1.000	2.14	2.14	2.00	mg/L	106	105	<1%
QC1105608	MS 1	Nitrate Nitrogen	EPA 300.0	1105313-021	<1.000	2.14	2.15	2.00	mg/L	105	106	<1%
QC1105611	MS 1	Sulfate	EPA 300.0	1105266-003	23.4	32.6	32.8	10.0	mg/L	92	94	1 %
QC1105611	MS 2	Sulfate	EPA 300.0	1105313-011	77.7	86.4	86.2	10.0	mg/L	87	86	<1%
QC1105612	MS 1	Sulfate	EPA 300.0	1105313-021	67.9	76.5	76.7	10.0	mg/L	86	88	<1%
QC1105612	MS 2	Sulfate	EPA 300.0	1105267-004	6.75	16.8	17.1	10.0	mg/L	100	104	2 %
QC1105639	MS 1	Sulfate	EPA 300.0	1105279-001	3444	4512	4520	10.0	mg/L	107	108	<1%
QC1105639	MS 2	Sulfate	EPA 300.0	1105299-006	16.5	28.0	26.4	10.0	mg/L	115	99	6 %

QCBatchID	QCType	Parameter	Method	Spike Sample	Sample Result	MS Result	MSD Result	Spike Value	Units	MS % Rec.	MSD % Rec.	RPD
QC1105719	MS 1	Aluminum, Dissolved	EPA 200.7	1105304-001	<0.045	0.942	0.950	1.00	mg/L	92	93	1 %
		Barium, Dissolved	EPA 200.7	1105304-001	0.060	1.02	1.00	1.00	mg/L	96	94	2 %
		Beryllium, Dissolved	EPA 200.7	1105304-001	<0.001	0.965	0.964	1.00	mg/L	97	96	<1%
		Bismuth, Dissolved	EPA 200.7	1105304-001	<0.100	0.965	0.952	1.00	mg/L	98	97	1 %
		Boron, Dissolved	EPA 200.7	1105304-001	<0.100	1.03	1.00	1.00	mg/L	95	92	3 %
		Cadmium, Dissolved	EPA 200.7	1105304-001	<0.001	0.959	0.931	1.00	mg/L	96	93	3 %
		Calcium, Dissolved	EPA 200.7	1105304-001	49.3	57.5	57.6	10.0	mg/L	82	83	<1%
		Chromium, Dissolved	EPA 200.7	1105304-001	<0.005	0.953	0.934	1.00	mg/L	95	93	2 %
		Cobalt, Dissolved	EPA 200.7	1105304-001	<0.010	0.955	0.937	1.00	mg/L	95	94	2 %
		Copper, Dissolved	EPA 200.7	1105304-001	<0.050	4.82	4.80	5.00	mg/L	96	96	<1%
		Gallium, Dissolved	EPA 200.7	1105304-001	<0.100	0.958	0.951	1.00	mg/L	96	95	1 %
		Iron, Dissolved	EPA 200.7	1105304-001	<0.010	0.964	0.952	1.00	mg/L	97	95	1 %
		Lithium, Dissolved	EPA 200.7	1105304-001	<0.100	0.947	0.951	1.00	mg/L	93	93	<1%
		Magnesium, Dissolved	EPA 200.7	1105304-001	7.75	16.4	16.1	10.0	mg/L	86	84	2 %
		Manganese, Dissolved	EPA 200.7	1105304-001	<0.005	0.944	0.931	1.00	mg/L	96	95	1 %
		Molybdenum, Dissolved	EPA 200.7	1105304-001	<0.010	0.975	0.959	1.00	mg/L	98	96	2 %
		Nickel, Dissolved	EPA 200.7	1105304-001	<0.010	4.73	4.62	5.00	mg/L	95	92	2 %
		Phosphorus, Dissolved	EPA 200.7	1105304-001	<0.500	5.02	4.86	5.00	mg/L	98	95	3 %
		Potassium, Dissolved	EPA 200.7	1105304-001	2.97	13.3	13.5	10.0	mg/L	103	105	1 %
		Scandium, Dissolved	EPA 200.7	1105304-001	<0.100	0.962	0.971	1.00	mg/L	96	97	1 %
		Silver, Dissolved	EPA 200.7	1105304-001	<0.005	0.088	0.087	0.090	mg/L	97	97	1 %
		Sodium, Dissolved	EPA 200.7	1105304-001	27.7	36.7	37.4	10.0	mg/L	90	97	2 %
		Strontium, Dissolved	EPA 200.7	1105304-001	0.291	1.21	1.24	1.00	mg/L	92	95	2 %
		Tin, Dissolved	EPA 200.7	1105304-001	<0.100	0.954	0.921	1.00	mg/L	98	95	4 %
		Titanium, Dissolved	EPA 200.7	1105304-001	<0.100	0.984	0.979	1.00	mg/L	98	98	1 %
		Vanadium, Dissolved	EPA 200.7	1105304-001	0.022	0.983	0.971	1.00	mg/L	96	95	1 %
		Zinc, Dissolved	EPA 200.7	1105304-001	<0.010	0.989	0.957	1.00	mg/L	99	96	3 %
QC1105720	MS 1	Aluminum, Dissolved	EPA 200.7	1105304-002	0.207	1.27	1.29	1.00	mg/L	106	108	2 %
		Barium, Dissolved	EPA 200.7	1105304-002	0.022	1.03	1.04	1.00	mg/L	101	102	1 %
		Beryllium, Dissolved	EPA 200.7	1105304-002	<0.001	1.01	1.01	1.00	mg/L	101	101	<1%
		Bismuth, Dissolved	EPA 200.7	1105304-002	<0.100	1.01	1.03	1.00	mg/L	102	104	2 %
		Boron, Dissolved	EPA 200.7	1105304-002	<0.100	1.01	1.04	1.00	mg/L	96	99	3 %
		Cadmium, Dissolved	EPA 200.7	1105304-002	<0.001	0.997	1.02	1.00	mg/L	100	102	2 %
		Calcium, Dissolved	EPA 200.7	1105304-002	16.1	25.5	25.8	10.0	mg/L	94	97	1 %
		Chromium, Dissolved	EPA 200.7	1105304-002	<0.005	0.989	1.00	1.00	mg/L	99	100	1 %
		Cobalt, Dissolved	EPA 200.7	1105304-002	<0.010	1.00	1.02	1.00	mg/L	100	102	2 %
		Copper, Dissolved	EPA 200.7	1105304-002	<0.050	4.98	5.15	5.00	mg/L	100	103	3 %
		Gallium, Dissolved	EPA 200.7	1105304-002	<0.100	0.996	1.02	1.00	mg/L	100	102	2 %
		Iron, Dissolved	EPA 200.7	1105304-002	0.154	1.17	1.16	1.00	mg/L	102	101	1 %
		Lithium, Dissolved	EPA 200.7	1105304-002	<0.100	0.933	0.939	1.00	mg/L	92	93	1 %
		Magnesium, Dissolved	EPA 200.7	1105304-002	3.40	12.8	12.8	10.0	mg/L	94	94	<1%
		Manganese, Dissolved	EPA 200.7	1105304-002	0.011	1.00	1.02	1.00	mg/L	99	101	2 %
		Molybdenum, Dissolved	EPA 200.7	1105304-002	<0.010	1.02	1.03	1.00	mg/L	102	103	1 %
		Nickel, Dissolved	EPA 200.7	1105304-002	<0.010	4.95	5.05	5.00	mg/L	99	101	2 %
		Phosphorus, Dissolved	EPA 200.7	1105304-002	<0.500	5.21	5.31	5.00	mg/L	101	103	2 %
		Potassium, Dissolved	EPA 200.7	1105304-002	2.55	12.6	12.8	10.0	mg/L	100	102	2 %
		Scandium, Dissolved	EPA 200.7	1105304-002	<0.100	1.01	1.01	1.00	mg/L	101	101	<1%
		Silver, Dissolved	EPA 200.7	1105304-002	<0.005	0.091	0.092	0.090	mg/L	101	102	1 %
		Sodium, Dissolved	EPA 200.7	1105304-002	12.6	22.4	22.7	10.0	mg/L	98	101	1 %
		Strontium, Dissolved	EPA 200.7	1105304-002	<0.100	1.07	1.07	1.00	mg/L	98	98	<1%
		Tin, Dissolved	EPA 200.7	1105304-002	<0.100	0.989	0.999	1.00	mg/L	100	101	1 %
		Titanium, Dissolved	EPA 200.7	1105304-002	<0.100	0.992	0.983	1.00	mg/L	98	98	1 %
		Vanadium, Dissolved	EPA 200.7	1105304-002	<0.010	1.01	1.03	1.00	mg/L	100	102	2 %
		Zinc, Dissolved	EPA 200.7	1105304-002	<0.010	1.02	1.05	1.00	mg/L	102	105	3 %
QC1105723	MS 1	Aluminum, Dissolved	EPA 200.7	1105301-002	0.065	0.927	0.987	1.00	mg/L	86	92	6 %

QCBatchID	QCType	Parameter	Method	Spike Sample	Sample Result		MS Result	MSD Result	Spike Value	Units	MS % Rec.	MSD % Rec.	RPD
		Barium, Dissolved	EPA 200.7	1105301-002	0.024		0.932	0.949	1.00	mg/L	91	92	2 %
		Beryllium, Dissolved	EPA 200.7	1105301-002	<0.001		0.989	1.05	1.00	mg/L	99	105	6 %
		Bismuth, Dissolved	EPA 200.7	1105301-002	<0.100		0.930	0.992	1.00	mg/L	100	106	6 %
		Boron, Dissolved	EPA 200.7	1105301-002	<0.100		0.871	0.907	1.00	mg/L	96	100	4 %
		Cadmium, Dissolved	EPA 200.7	1105301-002	<0.001		0.982	1.03	1.00	mg/L	99	104	5 %
		Calcium, Dissolved	EPA 200.7	1105301-002	518		507	540	10.0	mg/L	110	220	6 %
		Chromium, Dissolved	EPA 200.7	1105301-002	0.018		0.956	1.01	1.00	mg/L	94	99	5 %
		Cobalt, Dissolved	EPA 200.7	1105301-002	0.203		1.14	1.17	1.00	mg/L	94	97	3 %
		Copper, Dissolved	EPA 200.7	1105301-002	<0.050		5.04	5.39	5.00	mg/L	101	108	7 %
		Gallium, Dissolved	EPA 200.7	1105301-002	<0.100		0.906	0.965	1.00	mg/L	90	96	6 %
		Iron, Dissolved	EPA 200.7	1105301-002	<0.010		0.903	0.973	1.00	mg/L	96	103	7 %
		Lithium, Dissolved	EPA 200.7	1105301-002	1.34		2.47	2.61	1.00	mg/L	113	127	6 %
		Magnesium, Dissolved	EPA 200.7	1105301-002	166		176	186	10.0	mg/L	100	200	6 %
		Manganese, Dissolved	EPA 200.7	1105301-002	<0.005		0.730	0.772	1.00	mg/L	92	96	6 %
		Molyhdenum, Dissolved	EPA 200.7	1105301-002	1.39		2.45	2.53	1.00	mg/L	106	114	3 %
		Nickel, Dissolved	EPA 200.7	1105301-002	0.019		4.82	5.07	5.00	mg/L	96	101	5 %
		Phosphorus, Dissolved	EPA 200.7	1105301-002	<0.500		5.56	5.66	5.00	mg/L	111	113	2 %
		Potassium, Dissolved	EPA 200.7	1105301-002	330	SC	336	354	10.0	mg/L	NC	NC	NC
		Scandium, Dissolved	EPA 200.7	1105301-002	<0.100		0.963	1.03	1.00	mg/L	96	103	7 %
		Silver, Dissolved	EPA 200.7	1105301-002	0.007		0.100	0.105	0.090	mg/L	103	109	5 %
		Sodium, Dissolved	EPA 200.7	1105301-002	1260	SC	1200	1290	10.0	mg/L	NC	NC	NC
		Strontium, Dissolved	EPA 200.7	1105301-002	0.934		1.81	1.94	1.00	mg/L	88	101	7 %
		Tin, Dissolved	EPA 200.7	1105301-002	<0.100		0.884	0.911	1.00	mg/L	96	99	3 %
		Titanium, Dissolved	EPA 200.7	1105301-002	<0.100		0.945	1.01	1.00	mg/L	96	102	7 %
		Vanadium, Dissolved	EPA 200.7	1105301-002	0.092		1.07	1.13	1.00	mg/L	98	104	5 %
		Zinc, Dissolved	EPA 200.7	1105301-002	<0.010		1.02	1.04	1.00	mg/L	102	104	2 %
QC1105724	MS 1	Aluminum, Dissolved	EPA 200.7	1105303-001	<0.045		0.951	0.947	1.00	mg/L	93	93	<1%
		Barium, Dissolved	EPA 200.7	1105303-001	0.115		1.06	1.07	1.00	mg/L	94	96	1 %
		Beryllium, Dissolved	EPA 200.7	1105303-001	<0.001		0.945	0.969	1.00	mg/L	95	97	3 %
		Bismuth, Dissolved	EPA 200.7	1105303-001	<0.100		0.948	0.964	1.00	mg/L	96	98	2 %
		Boron, Dissolved	EPA 200.7	1105303-001	<0.100		1.00	1.02	1.00	mg/L	94	96	2 %
		Cadmium, Dissolved	EPA 200.7	1105303-001	<0.001		0.938	0.964	1.00	mg/L	94	96	3 %
		Calcium, Dissolved	EPA 200.7	1105303-001	47.2		55.7	56.5	10.0	mg/L	85	93	1 %
		Chromium, Dissolved	EPA 200.7	1105303-001	<0.005		0.933	0.952	1.00	mg/L	93	95	2 %
		Cobalt, Dissolved	EPA 200.7	1105303-001	<0.010		0.937	0.954	1.00	mg/L	94	95	2 %
		Copper, Dissolved	EPA 200.7	1105303-001	<0.050		4.97	4.87	5.00	mg/L	99	97	2 %
		Gallium, Dissolved	EPA 200.7	1105303-001	<0.100		0.964	0.968	1.00	mg/L	96	97	<1%
		Iron, Dissolved	EPA 200.7	1105303-001	<0.010		0.954	0.969	1.00	mg/L	95	97	2 %
		Lithium, Dissolved	EPA 200.7	1105303-001	<0.100		0.949	0.950	1.00	mg/L	94	94	<1%
		Magnesium, Dissolved	EPA 200.7	1105303-001	8.35		16.7	17.2	10.0	mg/L	84	88	3 %
		Manganese, Dissolved	EPA 200.7	1105303-001	<0.005		0.933	0.946	1.00	mg/L	95	96	1 %
		Molybdenum, Dissolved	EPA 200.7	1105303-001	<0.010		0.940	0.959	1.00	mg/L	94	96	2 %
		Nickel, Dissolved	EPA 200.7	1105303-001	<0.010		4.63	4.74	5.00	mg/L	93	95	2 %
		Phosphorus, Dissolved	EPA 200.7	1105303-001	<0.500		4.76	4.97	5.00	mg/L	93	97	4 %
		Potassium, Dissolved	EPA 200.7	1105303-001	2.32		12.5	12.5	10.0	mg/L	102	102	<1%
		Scandium, Dissolved	EPA 200.7	1105303-001	<0.100		0.953	0.965	1.00	mg/L	95	97	1 %
		Silver, Dissolved	EPA 200.7	1105303-001	<0.005		0.088	0.088	0.090	mg/L	98	98	<1%
		Sodium, Dissolved	EPA 200.7	1105303-001	28.3		38.1	38.2	10.0	mg/L	98	99	<1%
		Strontium, Dissolved	EPA 200.7	1105303-001	0.277		1.24	1.24	1.00	mg/L	96	96	<1%
		Tin, Dissolved	EPA 200.7	1105303-001	<0.100		0.895	0.933	1.00	mg/L	92	96	4 %
		Titanium, Dissolved	EPA 200.7	1105303-001	<0.100		0.988	0.981	1.00	mg/L	99	98	1 %
		Vanadium, Dissolved	EPA 200.7	1105303-001	0.028		0.984	0.994	1.00	mg/L	96	97	1 %
		Zinc, Dissolved	EPA 200.7	1105303-001	<0.010		0.953	0.991	1.00	mg/L	95	99	4 %
QC1105786	MS 1	Uranium, Dissolved	EPA 200.8	1105304-001	<0.0100		0.0138	0.0146	0.010	mg/L	107	115	6 %
		Mercury, Dissolved	EPA 200.8	1105304-001	<0.000100		0.001003	0.000990	0.001	mg/L	100	99	1 %

QCBatchID	QCType	Parameter	Method	Spike Sample	Sample Result	MS Result	MSD Result	Spike Value	Units	MS % Rec.	MSD % Rec.	RPD
		Antimony, Dissolved	EPA 200.8	1105304-001	<0.0025	0.0096	0.0102	0.010	mg/L	93	99	6 %
		Arsenic, Dissolved	EPA 200.8	1105304-001	0.0167	0.0653	0.0671	0.050	mg/L	97	101	3 %
		Lead, Dissolved	EPA 200.8	1105304-001	<0.0025	0.0100	0.0106	0.010	mg/L	100	106	6 %
		Selenium, Dissolved	EPA 200.8	1105304-001	<0.0050	0.0496	0.0522	0.050	mg/L	97	102	5 %
		Thallium, Dissolved	EPA 200.8	1105304-001	<0.0010	0.0097	0.0103	0.010	mg/L	97	103	6 %
QC1105787	MS 1	Uranium, Dissolved	EPA 200.8	1105304-002	<0.0100	0.0113	0.0111	0.010	mg/L	110	108	2 %
		Mercury, Dissolved	EPA 200.8	1105304-002	<0.000100	0.000949	0.000937	0.001	mg/L	95	94	1 %
		Antimony, Dissolved	EPA 200.8	1105304-002	<0.0025	0.0097	0.0094	0.010	mg/L	94	90	3 %
		Arsenic, Dissolved	EPA 200.8	1105304-002	<0.0050	0.0525	0.0507	0.050	mg/L	98	94	3 %
		Lead, Dissolved	EPA 200.8	1105304-002	<0.0025	0.0105	0.0100	0.010	mg/L	105	100	5 %
		Selenium, Dissolved	EPA 200.8	1105304-002	<0.0050	0.0506	0.0477	0.050	mg/L	101	95	6 %
		Thallium, Dissolved	EPA 200.8	1105304-002	<0.0010	0.0102	0.0098	0.010	mg/L	102	98	4 %
QC1106010	MS 1	Uranium, Dissolved	EPA 200.8	1105303-001	<0.0100	0.0168	0.0169	0.010	mg/L	120	121	1 %
		Mercury, Dissolved	EPA 200.8	1105303-001	<0.000100	0.001194	0.001230	0.001	mg/L	119	123	3 %
		Antimony, Dissolved	EPA 200.8	1105303-001	<0.0025	0.0113	0.0112	0.010	mg/L	110	109	1 %
		Arsenic, Dissolved	EPA 200.8	1105303-001	0.0139	0.0720	0.0701	0.050	mg/L	116	112	3 %
		Lead, Dissolved	EPA 200.8	1105303-001	<0.0025	0.0123	0.0124	0.010	mg/L	123	124	1 %
		Selenium, Dissolved	EPA 200.8	1105303-001	<0.0050	0.0559	0.0560	0.050	mg/L	109	110	<1%
		Thallium, Dissolved	EPA 200.8	1105303-001	<0.0010	0.0121	0.0120	0.010	mg/L	121	120	1 %

WETLAB
WESTERN ENVIRONMENTAL TESTING LABORATORY
Specializing in Soil, Hazardous Waste and Water Analysis.
475 E. Greg Street #113 | Sparks, Nevada 89431
tel (775) 355-0202 | fax (775) 355-0817 | www.WETLaboratory.com

Lab Number 110531B
Report Due Date: 06/06/11
Page 1 of 2

Client McClelland Laboratories, Inc.
Address 1016 Greg Street
City, State & Zip Sparks, NV 89431
Contact Gene McClelland
Phone 775-356-1300 | Collector's Name Robert
Fax 775-356-8917 | Project Name
P.O. Number | Project Number 3438
Email mli@mettest.com

Turnaround Time
Standard ____ 5-Day ____ Other ____

Billing Address (if different than Client Address):
Company ____
Address ____
City, State & Zip ____
Contact ____
Phone ____
Fax ____
Email ____

Additional Information

Fax Results	Y	N	To: Client	Billing
Email Results	Y	N	To: Client	Billing
Compliance Monitoring	Y	N		
Fax Results to State EPA	Y	N		

Sample Type Codes

DW = Drinking Water	SD = Solid
WW = Wastewater	SO = Soil
SW = Surface Water	HW = Hazardous Waste
MW = Monitoring Well	OTHER: ____

SAMPLE ID/LOCATION		DATE	TIME	SAMPLE TYPE	NO. OF CONTAINERS	Analyses Requested: Profile II w/o Rad	Uranium	Spl. No.
604 562	Wk:16	5/20/11	9:00	WW	2	X	X	1
604 569								2
604 606								3
604 653								4
604 656								5
604 669								6
604 673								7
604 767								8
604 787								9
604 811								10
604 854								11
604 862								12

1105 313

Instructions/Comments/Special Requirements:

SAMPLE RECEIPT	DATE	TIME	Samples Relinquished By	Samples Received By
Temperature 23 °C	5/20	15:50	[signature]	[signature]
Custody Seals Intact? Y N None				
Number of Containers 12				

WETLAB'S Standard Terms and Conditions apply unless written agreements specify otherwise. Payment terms are Net 30.

To the maximum extent permitted by law, the Client agrees to limit the liability of WETLAB for the Client's damages to the total compesation received, unless other agreements are made in writing. This limitation shall apply regardless of the cause of action or legal theory pled or asserted.

301.2E

WETLAB
WESTERN ENVIRONMENTAL TESTING LABORATORY
Specializing in Soil, Hazardous Waste and Water Analysis.
475 E. Greg Street #119 | Sparks, Nevada 89431
tel (775) 355-0202 | fax (775) 355-0817 | www.WETLaboratory.com

Lab Number 110513
Report Due Date: 06/06/11
Page 2 of 2

Client: McClelland Laboratories, Inc.
Address: 1016 Greg Street
City, State & Zip: Sparks, NV 89431
Contact: Gene McClelland
Phone: 775-356-1300 | Collector's Name: Robert
Fax: 775-356-8917 | Project Name:
P.O. Number: | Project Number: 3438
Email: mli@mettest.com

Turnaround Time
Standard ____ 5-Day ____ Other ____

Billing Address (if different than Client Address):
Company ____
Address ____
City, State & Zip ____
Contact ____
Phone ____
Fax ____
Email ____

Additional Information

Fax Results	Y	N	To: Client	Billing
Email Results	Y	N	To: Client	Billing
Compliance Monitoring	Y	N		
Fax Results to State EPA	Y	N		

Sample Type Codes

DW = Drinking Water	SD = Solid
WW = Wastewater	SO = Soil
SW = Surface Water	HW = Hazardous Waste
MW = Monitoring Well	OTHER: ____

SAMPLE ID/LOCATION		DATE	TIME	SAMPLE TYPE	NO. OF CONTAINERS	Analyses Requested: Profile II w/o Wad	Uranium	Spl. No.
604 867	Wk:16	5/20/11	9:00	WW	2	X	X	13
605 033	↓	↓	↓	↓	↓	↓	↓	14
605 153								15
SRK 0854								16
SRK 0858								17
SRK 0864								18
SRK 0866								19
SRK 0867								20
SRK 0872	↓	↓	↓	↓	↓	↓	↓	21

Instructions/Comments/Special Requirements:

SAMPLE RECEIPT	DATE	TIME	Samples Relinquished By	Samples Received By
Temperature 23°C	5/20	15:50	[signature]	[signature]
Custody Seals Intact? Y N None				
Number of Containers ____				

WETLAB's Standard Terms and Conditions apply unless written agreements specify otherwise. Payment terms are Net 30.

To the maximum extent permitted by law, the Client agrees to limit the liability of WETLAB for the Client's damages to the total compesation received, unless other agreements are made in writing. This limitation shall apply regardless of the cause of action or legal theory pled or asserted.

301.2E

WETLAB
WESTERN ENVIRONMENTAL
TESTING LABORATORY

475 E. Greg Street #119 | Sparks, Nevada 89431 | tel (775) 355-0202 | fax (775) 355-0817 | www.WETLaboratory.com

5/20/2011

McClelland Laboratory
1016 Greg Street
Sparks, NV 89431
Attn: Gene McClelland

OrderID: *1104345*

Dear: Gene McClelland

This is to transmit the attached analytical report. The analytical data and information contained therein was generated using specified or selected methods contained in references, such as Standard Methods for the Examination of Water and Wastewater, 18th & 19th editions, Methods for Determination of Organic Compounds in Drinking Water, EPA-600/4-79-020, and Test Methods for Evaluation of Solid Waste, Physical/Chemical Methods (SW846) Third Edition.

The samples were received by WETLAB-Western Environmental Testing Laboratory in good condition on 4/22/2011. Additional comments are located on page 2 of this report.

This is an amended report that includes results for Uranium as requested by the client. If you should have any questions or comments regarding this report, please do not hesitate to call.

Sincerely,

Andy Smith
QA Manager

Western Environmental Testing Laboratory
Report Comments

McClelland Laboratory - 1104345

General Comments

None

Specific Comments

The matrix spike/matrix spike duplicate (MS/MSD) values for the analysis of Fluoride on samples 1104345-011 and 021 were outside laboratory acceptance criteria; however, the relative percent difference (RPD) value was acceptable, indicating probable matrix interference. The reported result should be considered an estimate.

The cation/anion balance for sample 1104345-013 was ontside WETLAB acceptance criteria; however, reanalysis confirmed the original results.

Due to the sample matrix it was necessary to analyze the following at a dilution:
1104345-017 Cadmium
1104345-018 Molybdenum
The reporting limits have been adjusted accordingly.

Data Qualifier Legend

B – Blank contamination; Analyte detected above the method reporting limit in an associated blank

HT – Sample held beyond the accepted holding time

J – The reported value is between the laboratory method detection limit and the laboratory practical quantitation limit

M – Reported value is estimated; The sample matrix interfered with the analysis

N – There was insufficient sample available to perform a spike and/or duplicate on this analytical batch.

NC – Not calculated due to matrix interference

Q – Reported value is estimated; The value failed to meet QC criteria for either precision or accuracy

SA – Reported value was calculated using the method of Standard Additions.

SC – Spike recovery not calculated. Sample concentration >4X the spike amount; therefore, the spike could not be adequately recovered.

Western Environmental Testing Laboratory
Analytical Report

McClelland Laboratory
1016 Greg Street
Sparks, NV 89431
Attn: Gene McClelland
Phone: (775) 356-1300 **Fax:** (775) 356-8917
PO\Project: *3438*

Date Printed: 5/20/2011
OrderID: *1104345*

Customer Sample ID: 604 562 WK:12
WETLAB Sample ID: 1104345-001

Collect Date/Time: 4/22/2011 09:00
Receive Date: 4/22/2011 16:00

PROFILE II

Parameter	Method	Results	Units	Reporting Limit	Date Analyzed
pH	SM 4500-H+ B	7.95	pH Units		4/22/2011
Bicarbonate (HCO3)	SM 2320B	77	mg/L	1.0	4/22/2011
Carbonate (CO3)	SM 2320B	<1.0	mg/L	1.0	4/22/2011
Hydroxide (OH)	SM 2320B	<1.0	mg/L	1.0	4/22/2011
Total Alkalinity	SM 2320B	63	mg/L as CaCO3	1.0	4/22/2011
Chloride	EPA 300.0	<1.00	mg/L	1.00	4/22/2011
Fluoride	EPA 300.0	1.3	mg/L	0.10	4/22/2011
Sulfate	EPA 300.0	100 SC	mg/L	1.0	4/22/2011
Nitrate Nitrogen	EPA 300.0	<1.0	mg/L	1.0	4/22/2011
Nitrite Nitrogen	EPA 300.0	<0.025	mg/L	0.025	4/22/2011
Total Dissolved Solids (TDS)	SM 2540C	300	mg/L	10	4/25/2011
Aluminum	EPA 200.7	<0.045	mg/L	0.045	4/25/2011
Barium	EPA 200.7	0.027	mg/L	0.010	4/25/2011
Beryllium	EPA 200.7	<0.0010	mg/L	0.0010	4/25/2011
Bismuth	EPA 200.7	<0.10	mg/L	0.10	4/25/2011
Boron	EPA 200.7	<0.10	mg/L	0.10	4/25/2011
Cadmium	EPA 200.7	<0.0010	mg/L	0.0010	4/25/2011
Calcium	EPA 200.7	51	mg/L	0.50	4/25/2011
Chromium	EPA 200.7	<0.0050	mg/L	0.0050	4/25/2011
Cobalt	EPA 200.7	<0.010	mg/L	0.010	4/25/2011
Copper	EPA 200.7	<0.050	mg/L	0.050	4/25/2011
Gallium	EPA 200.7	<0.10	mg/L	0.10	4/25/2011
Iron	EPA 200.7	<0.010	mg/L	0.010	4/25/2011
Lithium	EPA 200.7	<0.10	mg/L	0.10	4/25/2011
Magnesium	EPA 200.7	9.5	mg/L	0.50	4/25/2011
Manganese	EPA 200.7	0.30	mg/L	0.0050	4/25/2011
Molybdenum	EPA 200.7	<0.010	mg/L	0.010	4/25/2011
Nickel	EPA 200.7	<0.010	mg/L	0.010	4/25/2011
Phosphorus	EPA 200.7	<0.50	mg/L	0.50	4/25/2011
Potassium	EPA 200.7	4.7	mg/L	0.50	4/25/2011

Customer Sample ID: 604 562 WK:12 **Collect Date/Time:** 4/22/2011 09:00
WETLAB Sample ID: 1104345-001 **Receive Date:** 4/22/2011 16:00

PROFILE II

Parameter	Method	Results	Units	Reporting Limit	Date Analyzed
Scandium	EPA 200.7	<0.10	mg/L	0.10	4/25/2011
Silver	EPA 200.7	<0.0050	mg/L	0.0050	4/25/2011
Sodium	EPA 200.7	0.91	mg/L	0.50	4/25/2011
Strontium	EPA 200.7	0.48	mg/L	0.10	4/25/2011
Tin	EPA 200.7	<0.10	mg/L	0.10	4/25/2011
Titanium	EPA 200.7	<0.10	mg/L	0.10	4/25/2011
Vanadium	EPA 200.7	0.017	mg/L	0.010	4/25/2011
Zinc	EPA 200.7	0.011	mg/L	0.010	4/25/2011
Mercury	EPA 200.8	<0.00010	mg/L	0.00010	4/26/2011
Antimony	EPA 200.8	<0.0025	mg/L	0.0025	4/26/2011
Arsenic	EPA 200.8	<0.0050	mg/L	0.0050	4/26/2011
Lead	EPA 200.8	<0.0025	mg/L	0.0025	4/26/2011
Selenium	EPA 200.8	<0.0050	mg/L	0.0050	4/26/2011
Thallium	EPA 200.8	<0.0010	mg/L	0.0010	4/26/2011
Uranium	EPA 200.8	<0.010	mg/L	0.010	4/26/2011
Anions	Calculation	3.41	meq/L	0.10	
Cations	Calculation	3.50	meq/L	0.10	
Error	Calculation	1.2	%	1.0	

Customer Sample ID: 604 569 WK:12 **Collect Date/Time:** 4/22/2011 09:00
WETLAB Sample ID: 1104345-002 **Receive Date:** 4/22/2011 16:00

PROFILE II

Parameter	Method	Results	Units	Reporting Limit	Date Analyzed
pH	SM 4500-H+ B	7.50	pH Units		4/22/2011
Bicarbonate (HCO3)	SM 2320B	31	mg/L	1.0	4/22/2011
Carbonate (CO3)	SM 2320B	<1.0	mg/L	1.0	4/22/2011
Hydroxide (OH)	SM 2320B	<1.0	mg/L	1.0	4/22/2011
Total Alkalinity	SM 2320B	26	mg/L as CaCO3	1.0	4/22/2011
Chloride	EPA 300.0	<1.00	mg/L	1.00	4/23/2011
Fluoride	EPA 300.0	0.82	mg/L	0.10	4/23/2011
Sulfate	EPA 300.0	35	mg/L	1.0	4/23/2011
Nitrate Nitrogen	EPA 300.0	<1.0	mg/L	1.0	4/23/2011
Nitrite Nitrogen	EPA 300.0	<0.025	mg/L	0.025	4/23/2011
Total Dissolved Solids (TDS)	SM 2540C	86	mg/L	10	4/25/2011
Aluminum	EPA 200.7	0.082	mg/L	0.045	4/25/2011
Barium	EPA 200.7	<0.010	mg/L	0.010	4/25/2011
Beryllium	EPA 200.7	<0.0010	mg/L	0.0010	4/25/2011
Bismuth	EPA 200.7	<0.10	mg/L	0.10	4/25/2011
Boron	EPA 200.7	<0.10	mg/L	0.10	4/25/2011
Cadmium	EPA 200.7	<0.0010	mg/L	0.0010	4/25/2011

Customer Sample ID: 604 569 WK:12 **Collect Date/Time:** 4/22/2011 09:00
WETLAB Sample ID: 1104345-002 **Receive Date:** 4/22/2011 16:00

PROFILE II

Parameter	Method	Results	Units	Reporting Limit	Date Analyzed
Calcium	EPA 200.7	16	mg/L	0.50	4/25/2011
Chromium	EPA 200.7	<0.0050	mg/L	0.0050	4/25/2011
Cobalt	EPA 200.7	<0.010	mg/L	0.010	4/25/2011
Copper	EPA 200.7	<0.050	mg/L	0.050	4/25/2011
Gallium	EPA 200.7	<0.10	mg/L	0.10	4/25/2011
Iron	EPA 200.7	<0.010	mg/L	0.010	4/25/2011
Lithium	EPA 200.7	<0.10	mg/L	0.10	4/25/2011
Magnesium	EPA 200.7	4.2	mg/L	0.50	4/25/2011
Manganese	EPA 200.7	0.080	mg/L	0.0050	4/25/2011
Molybdenum	EPA 200.7	<0.010	mg/L	0.010	4/25/2011
Nickel	EPA 200.7	<0.010	mg/L	0.010	4/25/2011
Phosphorus	EPA 200.7	<0.50	mg/L	0.50	4/25/2011
Potassium	EPA 200.7	2.6	mg/L	0.50	4/25/2011
Scandium	EPA 200.7	<0.10	mg/L	0.10	4/25/2011
Silver	EPA 200.7	<0.0050	mg/L	0.0050	4/25/2011
Sodium	EPA 200.7	0.89	mg/L	0.50	4/25/2011
Strontium	EPA 200.7	0.13	mg/L	0.10	4/25/2011
Tin	EPA 200.7	<0.10	mg/L	0.10	4/25/2011
Titanium	EPA 200.7	<0.10	mg/L	0.10	4/25/2011
Vanadium	EPA 200.7	<0.010	mg/L	0.010	4/25/2011
Zinc	EPA 200.7	<0.010	mg/L	0.010	4/25/2011
Mercury	EPA 200.8	<0.00010	mg/L	0.00010	4/26/2011
Antimony	EPA 200.8	<0.0025	mg/L	0.0025	4/26/2011
Arsenic	EPA 200.8	<0.0050	mg/L	0.0050	4/26/2011
Lead	EPA 200.8	<0.0025	mg/L	0.0025	4/26/2011
Selenium	EPA 200.8	<0.0050	mg/L	0.0050	4/26/2011
Thallium	EPA 200.8	<0.0010	mg/L	0.0010	4/26/2011
Uranium	EPA 200.8	<0.010	mg/L	0.010	4/26/2011
Anions	Calculation	1.28	meq/L	0.10	
Cations	Calculation	1.26	meq/L	0.10	
Error	Calculation	<1.0	%	1.0	

Customer Sample ID: 604 606 WK:12 **Collect Date/Time:** 4/22/2011 09:00
WETLAB Sample ID: 1104345-003 **Receive Date:** 4/22/2011 16:00

PROFILE II

Parameter	Method	Results	Units	Reporting Limit	Date Analyzed
pH	SM 4500-H+ B	7.71	pH Units		4/25/2011
Bicarbonate (HCO3)	SM 2320B	67	mg/L	1.0	4/25/2011
Carbonate (CO3)	SM 2320B	<1.0	mg/L	1.0	4/25/2011
Hydroxide (OH)	SM 2320B	<1.0	mg/L	1.0	4/25/2011

Customer Sample ID: 604 606 WK:12
WETLAB Sample ID: 1104345-003

Collect Date/Time: 4/22/2011 09:00
Receive Date: 4/22/2011 16:00

PROFILE II

Parameter	Method	Results	Units	Reporting Limit	Date Analyzed
Total Alkalinity	SM 2320B	55	mg/L as CaCO3	1.0	4/25/2011
Chloride	EPA 300.0	<1.00	mg/L	1.00	4/23/2011
Fluoride	EPA 300.0	1.2	mg/L	0.10	4/23/2011
Sulfate	EPA 300.0	55	mg/L	1.0	4/23/2011
Nitrate Nitrogen	EPA 300.0	<1.0	mg/L	1.0	4/23/2011
Nitrite Nitrogen	EPA 300.0	<0.025	mg/L	0.025	4/23/2011
Total Dissolved Solids (TDS)	SM 2540C	150	mg/L	10	4/25/2011
Aluminum	EPA 200.7	0.046	mg/L	0.045	4/25/2011
Barium	EPA 200.7	0.041	mg/L	0.010	4/25/2011
Beryllium	EPA 200.7	<0.0010	mg/L	0.0010	4/25/2011
Bismuth	EPA 200.7	<0.10	mg/L	0.10	4/25/2011
Boron	EPA 200.7	<0.10	mg/L	0.10	4/25/2011
Cadmium	EPA 200.7	<0.0010	mg/L	0.0010	4/25/2011
Calcium	EPA 200.7	33	mg/L	0.50	4/25/2011
Chromium	EPA 200.7	<0.0050	mg/L	0.0050	4/25/2011
Cobalt	EPA 200.7	<0.010	mg/L	0.010	4/25/2011
Copper	EPA 200.7	<0.050	mg/L	0.050	4/25/2011
Gallium	EPA 200.7	<0.10	mg/L	0.10	4/25/2011
Iron	EPA 200.7	<0.010	mg/L	0.010	4/25/2011
Lithium	EPA 200.7	<0.10	mg/L	0.10	4/25/2011
Magnesium	EPA 200.7	6.0	mg/L	0.50	4/25/2011
Manganese	EPA 200.7	0.053	mg/L	0.0050	4/25/2011
Molybdenum	EPA 200.7	<0.010	mg/L	0.010	4/25/2011
Nickel	EPA 200.7	<0.010	mg/L	0.010	4/25/2011
Phosphorus	EPA 200.7	<0.50	mg/L	0.50	4/25/2011
Potassium	EPA 200.7	4.6	mg/L	0.50	4/25/2011
Scandium	EPA 200.7	<0.10	mg/L	0.10	4/25/2011
Silver	EPA 200.7	<0.0050	mg/L	0.0050	4/25/2011
Sodium	EPA 200.7	1.2	mg/L	0.50	4/25/2011
Strontium	EPA 200.7	0.34	mg/L	0.10	4/25/2011
Tin	EPA 200.7	<0.10	mg/L	0.10	4/25/2011
Titanium	EPA 200.7	<0.10	mg/L	0.10	4/25/2011
Vanadium	EPA 200.7	0.010	mg/L	0.010	4/25/2011
Zinc	EPA 200.7	<0.010	mg/L	0.010	4/25/2011
Mercury	EPA 200.8	<0.00010	mg/L	0.00010	4/26/2011
Antimony	EPA 200.8	<0.0025	mg/L	0.0025	4/26/2011
Arsenic	EPA 200.8	<0.0050	mg/L	0.0050	4/26/2011
Lead	EPA 200.8	<0.0025	mg/L	0.0025	4/26/2011
Selenium	EPA 200.8	<0.0050	mg/L	0.0050	4/26/2011
Thallium	EPA 200.8	<0.0010	mg/L	0.0010	4/26/2011
Uranium	EPA 200.8	0.024	mg/L	0.010	4/26/2011

Customer Sample ID: 604 606 WK:12 **Collect Date/Time:** 4/22/2011 09:00
WETLAB Sample ID: 1104345-003 **Receive Date:** 4/22/2011 16:00

PROFILE II

Parameter	Method	Results	Units	Reporting Limit	Date Analyzed
Anions	Calculation	2.31	meq/L	0.10	
Cations	Calculation	2.32	meq/L	0.10	
Error	Calculation	<1.0	%	1.0	

Customer Sample ID: 604 653 WK:12 **Collect Date/Time:** 4/22/2011 09:00
WETLAB Sample ID: 1104345-004 **Receive Date:** 4/22/2011 16:00

PROFILE II

Parameter	Method	Results	Units	Reporting Limit	Date Analyzed
pH	SM 4500-H+ B	7.82	pH Units		4/22/2011
Bicarbonate (HCO3)	SM 2320B	53	mg/L	1.0	4/22/2011
Carbonate (CO3)	SM 2320B	<1.0	mg/L	1.0	4/22/2011
Hydroxide (OH)	SM 2320B	<1.0	mg/L	1.0	4/22/2011
Total Alkalinity	SM 2320B	44	mg/L as CaCO3	1.0	4/22/2011
Chloride	EPA 300.0	<1.00	mg/L	1.00	4/23/2011
Fluoride	EPA 300.0	1.3	mg/L	0.10	4/23/2011
Sulfate	EPA 300.0	100	mg/L	1.0	4/23/2011
Nitrate Nitrogen	EPA 300.0	<1.0	mg/L	1.0	4/23/2011
Nitrite Nitrogen	EPA 300.0	<0.025	mg/L	0.025	4/23/2011
Total Dissolved Solids (TDS)	SM 2540C	220	mg/L	10	4/25/2011
Aluminum	EPA 200.7	0.057	mg/L	0.045	4/26/2011
Barium	EPA 200.7	0.037	mg/L	0.010	4/26/2011
Beryllium	EPA 200.7	<0.0010	mg/L	0.0010	4/26/2011
Bismuth	EPA 200.7	<0.10	mg/L	0.10	4/26/2011
Boron	EPA 200.7	<0.10	mg/L	0.10	4/26/2011
Cadmium	EPA 200.7	<0.0010	mg/L	0.0010	4/26/2011
Calcium	EPA 200.7	48	mg/L	0.50	4/26/2011
Chromium	EPA 200.7	<0.0050	mg/L	0.0050	4/26/2011
Cobalt	EPA 200.7	<0.010	mg/L	0.010	4/26/2011
Copper	EPA 200.7	<0.050	mg/L	0.050	4/26/2011
Gallium	EPA 200.7	<0.10	mg/L	0.10	4/26/2011
Iron	EPA 200.7	0.023	mg/L	0.010	4/27/2011
Lithium	EPA 200.7	<0.10	mg/L	0.10	4/26/2011
Magnesium	EPA 200.7	5.8	mg/L	0.50	4/26/2011
Manganese	EPA 200.7	0.36	mg/L	0.0050	4/26/2011
Molybdenum	EPA 200.7	0.017	mg/L	0.010	4/26/2011
Nickel	EPA 200.7	<0.010	mg/L	0.010	4/26/2011
Phosphorus	EPA 200.7	<0.50	mg/L	0.50	4/26/2011
Potassium	EPA 200.7	6.2	mg/L	0.50	4/26/2011
Scandium	EPA 200.7	<0.10	mg/L	0.10	4/26/2011
Silver	EPA 200.7	<0.0050	mg/L	0.0050	4/26/2011

Customer Sample ID: 604 653 WK:12 **Collect Date/Time:** 4/22/2011 09:00
WETLAB Sample ID: 1104345-004 **Receive Date:** 4/22/2011 16:00

PROFILE II

Parameter	Method	Results	Units	Reporting Limit	Date Analyzed
Sodium	EPA 200.7	1.4	mg/L	0.50	4/26/2011
Strontium	EPA 200.7	0.37	mg/L	0.10	4/26/2011
Tin	EPA 200.7	<0.10	mg/L	0.10	4/26/2011
Titanium	EPA 200.7	<0.10	mg/L	0.10	4/26/2011
Vanadium	EPA 200.7	0.012	mg/L	0.010	4/26/2011
Zinc	EPA 200.7	<0.010	mg/L	0.010	4/26/2011
Mercury	EPA 200.8	<0.00010	mg/L	0.00010	4/27/2011
Antimony	EPA 200.8	<0.0025	mg/L	0.0025	4/27/2011
Arsenic	EPA 200.8	<0.0050	mg/L	0.0050	4/27/2011
Lead	EPA 200.8	<0.0025	mg/L	0.0025	4/27/2011
Selenium	EPA 200.8	<0.0050	mg/L	0.0050	4/27/2011
Thallium	EPA 200.8	<0.0010	mg/L	0.0010	4/27/2011
Uranium	EPA 200.8	<0.010	mg/L	0.010	5/19/2011
Anions	Calculation	3.02	meq/L	0.10	
Cations	Calculation	3.11	meq/L	0.10	
Error	Calculation	1.5	%	1.0	

Customer Sample ID: 604 656 WK:12 **Collect Date/Time:** 4/22/2011 09:00
WETLAB Sample ID: 1104345-005 **Receive Date:** 4/22/2011 16:00

PROFILE II

Parameter	Method	Results	Units	Reporting Limit	Date Analyzed
pH	SM 4500-H+ B	7.91	pH Units		4/25/2011
Bicarbonate (HCO3)	SM 2320B	100	mg/L	1.0	4/25/2011
Carbonate (CO3)	SM 2320B	<1.0	mg/L	1.0	4/25/2011
Hydroxide (OH)	SM 2320B	<1.0	mg/L	1.0	4/25/2011
Total Alkalinity	SM 2320B	82	mg/L as CaCO3	1.0	4/25/2011
Chloride	EPA 300.0	<1.00	mg/L	1.00	4/23/2011
Fluoride	EPA 300.0	1.5	mg/L	0.10	4/23/2011
Sulfate	EPA 300.0	50	mg/L	1.0	4/23/2011
Nitrate Nitrogen	EPA 300.0	<1.0	mg/L	1.0	4/23/2011
Nitrite Nitrogen	EPA 300.0	<0.025	mg/L	0.025	4/23/2011
Total Dissolved Solids (TDS)	SM 2540C	180	mg/L	10	4/25/2011
Aluminum	EPA 200.7	<0.045	mg/L	0.045	4/26/2011
Barium	EPA 200.7	0.015	mg/L	0.010	4/26/2011
Beryllium	EPA 200.7	<0.0010	mg/L	0.0010	4/26/2011
Bismuth	EPA 200.7	<0.10	mg/L	0.10	4/26/2011
Boron	EPA 200.7	<0.10	mg/L	0.10	4/26/2011
Cadmium	EPA 200.7	<0.0010	mg/L	0.0010	4/26/2011
Calcium	EPA 200.7	40	mg/L	0.50	4/26/2011
Chromium	EPA 200.7	<0.0050	mg/L	0.0050	4/26/2011

Customer Sample ID: 604 656 WK:12 **Collect Date/Time:** 4/22/2011 09:00
WETLAB Sample ID: 1104345-005 **Receive Date:** 4/22/2011 16:00

PROFILE II

Parameter	Method	Results	Units	Reporting Limit	Date Analyzed
Cobalt	EPA 200.7	<0.010	mg/L	0.010	4/26/2011
Copper	EPA 200.7	<0.050	mg/L	0.050	4/26/2011
Gallium	EPA 200.7	<0.10	mg/L	0.10	4/26/2011
Iron	EPA 200.7	<0.010	mg/L	0.010	4/27/2011
Lithium	EPA 200.7	<0.10	mg/L	0.10	4/26/2011
Magnesium	EPA 200.7	7.2	mg/L	0.50	4/26/2011
Manganese	EPA 200.7	0.13	mg/L	0.0050	4/26/2011
Molybdenum	EPA 200.7	0.036	mg/L	0.010	4/26/2011
Nickel	EPA 200.7	<0.010	mg/L	0.010	4/26/2011
Phosphorus	EPA 200.7	<0.50	mg/L	0.50	4/26/2011
Potassium	EPA 200.7	9.2	mg/L	0.50	4/26/2011
Scandium	EPA 200.7	<0.10	mg/L	0.10	4/26/2011
Silver	EPA 200.7	<0.0050	mg/L	0.0050	4/26/2011
Sodium	EPA 200.7	1.0	mg/L	0.50	4/26/2011
Strontium	EPA 200.7	0.40	mg/L	0.10	4/26/2011
Tin	EPA 200.7	<0.10	mg/L	0.10	4/26/2011
Titanium	EPA 200.7	<0.10	mg/L	0.10	4/26/2011
Vanadium	EPA 200.7	0.013	mg/L	0.010	4/26/2011
Zinc	EPA 200.7	<0.010	mg/L	0.010	4/26/2011
Mercury	EPA 200.8	<0.00010	mg/L	0.00010	4/27/2011
Antimony	EPA 200.8	<0.0025	mg/L	0.0025	4/27/2011
Arsenic	EPA 200.8	<0.0050	mg/L	0.0050	4/27/2011
Lead	EPA 200.8	<0.0025	mg/L	0.0025	4/27/2011
Selenium	EPA 200.8	<0.0050	mg/L	0.0050	4/27/2011
Thallium	EPA 200.8	<0.0010	mg/L	0.0010	4/27/2011
Uranium	EPA 200.8	0.035	mg/L	0.010	5/19/2011
Anions	Calculation	2.76	meq/L	0.10	
Cations	Calculation	2.87	meq/L	0.10	
Error	Calculation	2.0	%	1.0	

Customer Sample ID: 604 669 WK:12 **Collect Date/Time:** 4/22/2011 09:00
WETLAB Sample ID: 1104345-006 **Receive Date:** 4/22/2011 16:00

PROFILE II

Parameter	Method	Results	Units	Reporting Limit	Date Analyzed
pH	SM 4500-H+ B	7.69	pH Units		4/25/2011
Bicarbonate (HCO3)	SM 2320B	72	mg/L	1.0	4/25/2011
Carbonate (CO3)	SM 2320B	<1.0	mg/L	1.0	4/25/2011
Hydroxide (OH)	SM 2320B	<1.0	mg/L	1.0	4/25/2011
Total Alkalinity	SM 2320B	59	mg/L as CaCO3	1.0	4/25/2011
Chloride	EPA 300.0	<1.00	mg/L	1.00	4/23/2011

Customer Sample ID: 604 669 WK:12 **Collect Date/Time:** 4/22/2011 09:00

WETLAB Sample ID: 1104345-006 **Receive Date:** 4/22/2011 16:00

PROFILE II

Parameter	Method	Results	Units	Reporting Limit	Date Analyzed
Fluoride	EPA 300.0	0.93	mg/L	0.10	4/23/2011
Sulfate	EPA 300.0	40	mg/L	1.0	4/23/2011
Nitrate Nitrogen	EPA 300.0	<1.0	mg/L	1.0	4/23/2011
Nitrite Nitrogen	EPA 300.0	<0.025	mg/L	0.025	4/23/2011
Total Dissolved Solids (TDS)	SM 2540C	130	mg/L	10	4/25/2011
Aluminum	EPA 200.7	<0.045	mg/L	0.045	4/26/2011
Barium	EPA 200.7	0.010	mg/L	0.010	4/26/2011
Beryllium	EPA 200.7	<0.0010	mg/L	0.0010	4/26/2011
Bismuth	EPA 200.7	<0.10	mg/L	0.10	4/26/2011
Boron	EPA 200.7	<0.10	mg/L	0.10	4/26/2011
Cadmium	EPA 200.7	<0.0010	mg/L	0.0010	4/26/2011
Calcium	EPA 200.7	30	mg/L	0.50	4/26/2011
Chromium	EPA 200.7	<0.0050	mg/L	0.0050	4/26/2011
Cobalt	EPA 200.7	<0.010	mg/L	0.010	4/26/2011
Copper	EPA 200.7	<0.050	mg/L	0.050	4/26/2011
Gallium	EPA 200.7	<0.10	mg/L	0.10	4/26/2011
Iron	EPA 200.7	<0.010	mg/L	0.010	4/26/2011
Lithium	EPA 200.7	<0.10	mg/L	0.10	4/26/2011
Magnesium	EPA 200.7	4.5	mg/L	0.50	4/26/2011
Manganese	EPA 200.7	0.42	mg/L	0.0050	4/26/2011
Molybdenum	EPA 200.7	0.016	mg/L	0.010	4/26/2011
Nickel	EPA 200.7	<0.010	mg/L	0.010	4/26/2011
Phosphorus	EPA 200.7	<0.50	mg/L	0.50	4/26/2011
Potassium	EPA 200.7	5.5	mg/L	0.50	4/26/2011
Scandium	EPA 200.7	<0.10	mg/L	0.10	4/26/2011
Silver	EPA 200.7	<0.0050	mg/L	0.0050	4/26/2011
Sodium	EPA 200.7	1.1	mg/L	0.50	4/26/2011
Strontium	EPA 200.7	0.25	mg/L	0.10	4/26/2011
Tin	EPA 200.7	<0.10	mg/L	0.10	4/26/2011
Titanium	EPA 200.7	<0.10	mg/L	0.10	4/26/2011
Vanadium	EPA 200.7	<0.010	mg/L	0.010	4/26/2011
Zinc	EPA 200.7	<0.010	mg/L	0.010	4/26/2011
Mercury	EPA 200.8	<0.00010	mg/L	0.00010	4/27/2011
Antimony	EPA 200.8	<0.0025	mg/L	0.0025	4/27/2011
Arsenic	EPA 200.8	<0.0050	mg/L	0.0050	4/27/2011
Lead	EPA 200.8	<0.0025	mg/L	0.0025	4/27/2011
Selenium	EPA 200.8	<0.0050	mg/L	0.0050	4/27/2011
Thallium	EPA 200.8	<0.0010	mg/L	0.0010	4/27/2011
Uranium	EPA 200.8	0.025	mg/L	0.010	4/27/2011
Anions	Calculation	2.06	meq/L	0.10	
Cations	Calculation	2.07	meq/L	0.10	

Customer Sample ID: 604 669 WK:12 **Collect Date/Time:** 4/22/2011 09:00
WETLAB Sample ID: 1104345-006 **Receive Date:** 4/22/2011 16:00

PROFILE II

Parameter	Method	Results	Units	Reporting Limit	Date Analyzed
Error	Calculation	<1.0	%	1.0	

Customer Sample ID: 604 673 WK:12 **Collect Date/Time:** 4/22/2011 09:00
WETLAB Sample ID: 1104345-007 **Receive Date:** 4/22/2011 16:00

PROFILE II

Parameter	Method	Results	Units	Reporting Limit	Date Analyzed
pH	SM 4500-H+ B	6.82	pH Units		4/25/2011
Bicarbonate (HCO3)	SM 2320B	9.8	mg/L	1.0	4/25/2011
Carbonate (CO3)	SM 2320B	<1.0	mg/L	1.0	4/25/2011
Hydroxide (OH)	SM 2320B	<1.0	mg/L	1.0	4/25/2011
Total Alkalinity	SM 2320B	8.0	mg/L as CaCO3	1.0	4/25/2011
Chloride	EPA 300.0	<1.00	mg/L	1.00	4/23/2011
Fluoride	EPA 300.0	0.34	mg/L	0.10	4/23/2011
Sulfate	EPA 300.0	31	mg/L	1.0	4/23/2011
Nitrate Nitrogen	EPA 300.0	<1.0	mg/L	1.0	4/23/2011
Nitrite Nitrogen	EPA 300.0	<0.025	mg/L	0.025	4/23/2011
Total Dissolved Solids (TDS)	SM 2540C	56	mg/L	10	4/25/2011
Aluminum	EPA 200.7	<0.045	mg/L	0.045	4/26/2011
Barium	EPA 200.7	0.038	mg/L	0.010	4/26/2011
Beryllium	EPA 200.7	<0.0010	mg/L	0.0010	4/26/2011
Bismuth	EPA 200.7	<0.10	mg/L	0.10	4/26/2011
Boron	EPA 200.7	<0.10	mg/L	0.10	4/26/2011
Cadmium	EPA 200.7	<0.0010	mg/L	0.0010	4/26/2011
Calcium	EPA 200.7	12	mg/L	0.50	4/26/2011
Chromium	EPA 200.7	<0.0050	mg/L	0.0050	4/26/2011
Cobalt	EPA 200.7	<0.010	mg/L	0.010	4/26/2011
Copper	EPA 200.7	<0.050	mg/L	0.050	4/26/2011
Gallium	EPA 200.7	<0.10	mg/L	0.10	4/26/2011
Iron	EPA 200.7	<0.010	mg/L	0.010	4/26/2011
Lithium	EPA 200.7	<0.10	mg/L	0.10	4/26/2011
Magnesium	EPA 200.7	1.5	mg/L	0.50	4/26/2011
Manganese	EPA 200.7	0.017	mg/L	0.0050	4/26/2011
Molybdenum	EPA 200.7	0.024	mg/L	0.010	4/26/2011
Nickel	EPA 200.7	<0.010	mg/L	0.010	4/26/2011
Phosphorus	EPA 200.7	<0.50	mg/L	0.50	4/26/2011
Potassium	EPA 200.7	3.2	mg/L	0.50	4/26/2011
Scandium	EPA 200.7	<0.10	mg/L	0.10	4/26/2011
Silver	EPA 200.7	<0.0050	mg/L	0.0050	4/26/2011
Sodium	EPA 200.7	0.84	mg/L	0.50	4/26/2011
Strontium	EPA 200.7	0.10	mg/L	0.10	4/26/2011

Customer Sample ID: 604 673 WK:12 **Collect Date/Time:** 4/22/2011 09:00
WETLAB Sample ID: 1104345-007 **Receive Date:** 4/22/2011 16:00

PROFILE II

Parameter	Method	Results	Units	Reporting Limit	Date Analyzed
Tin	EPA 200.7	<0.10	mg/L	0.10	4/26/2011
Titanium	EPA 200.7	<0.10	mg/L	0.10	4/26/2011
Vanadium	EPA 200.7	<0.010	mg/L	0.010	4/26/2011
Zinc	EPA 200.7	<0.010	mg/L	0.010	4/26/2011
Mercury	EPA 200.8	<0.00010	mg/L	0.00010	4/27/2011
Antimony	EPA 200.8	<0.0025	mg/L	0.0025	4/27/2011
Arsenic	EPA 200.8	<0.0050	mg/L	0.0050	4/27/2011
Lead	EPA 200.8	<0.0025	mg/L	0.0025	4/27/2011
Selenium	EPA 200.8	<0.0050	mg/L	0.0050	4/27/2011
Thallium	EPA 200.8	<0.0010	mg/L	0.0010	4/27/2011
Uranium	EPA 200.8	<0.010	mg/L	0.010	4/27/2011
Anions	Calculation	0.82	meq/L	0.10	
Cations	Calculation	0.84	meq/L	0.10	
Error	Calculation	1.0	%	1.0	

Customer Sample ID: 604 767 WK:12 **Collect Date/Time:** 4/22/2011 09:00
WETLAB Sample ID: 1104345-008 **Receive Date:** 4/22/2011 16:00

PROFILE II

Parameter	Method	Results	Units	Reporting Limit	Date Analyzed
pH	SM 4500-H+ B	7.21	pH Units		4/25/2011
Bicarbonate (HCO3)	SM 2320B	27	mg/L	1.0	4/25/2011
Carbonate (CO3)	SM 2320B	<1.0	mg/L	1.0	4/25/2011
Hydroxide (OH)	SM 2320B	<1.0	mg/L	1.0	4/25/2011
Total Alkalinity	SM 2320B	22	mg/L as CaCO3	1.0	4/25/2011
Chloride	EPA 300.0	<1.00	mg/L	1.00	4/23/2011
Fluoride	EPA 300.0	2.3	mg/L	0.10	4/23/2011
Sulfate	EPA 300.0	130	mg/L	1.0	4/23/2011
Nitrate Nitrogen	EPA 300.0	<1.0	mg/L	1.0	4/23/2011
Nitrite Nitrogen	EPA 300.0	<0.025	mg/L	0.025	4/23/2011
Total Dissolved Solids (TDS)	SM 2540C	240	mg/L	10	4/25/2011
Aluminum	EPA 200.7	<0.045	mg/L	0.045	4/26/2011
Barium	EPA 200.7	0.039	mg/L	0.010	4/26/2011
Beryllium	EPA 200.7	<0.0010	mg/L	0.0010	4/26/2011
Bismuth	EPA 200.7	<0.10	mg/L	0.10	4/26/2011
Boron	EPA 200.7	<0.10	mg/L	0.10	4/26/2011
Cadmium	EPA 200.7	<0.0010	mg/L	0.0010	4/26/2011
Calcium	EPA 200.7	48	mg/L	0.50	4/26/2011
Chromium	EPA 200.7	<0.0050	mg/L	0.0050	4/26/2011
Cobalt	EPA 200.7	<0.010	mg/L	0.010	4/26/2011
Copper	EPA 200.7	<0.050	mg/L	0.050	4/26/2011

Customer Sample ID: 604 767 WK:12 **Collect Date/Time:** 4/22/2011 09:00
WETLAB Sample ID: 1104345-008 **Receive Date:** 4/22/2011 16:00

PROFILE II

Parameter	Method	Results	Units	Reporting Limit	Date Analyzed
Gallium	EPA 200.7	<0.10	mg/L	0.10	4/26/2011
Iron	EPA 200.7	<0.010	mg/L	0.010	4/26/2011
Lithium	EPA 200.7	<0.10	mg/L	0.10	4/26/2011
Magnesium	EPA 200.7	11	mg/L	0.50	4/26/2011
Manganese	EPA 200.7	0.59	mg/L	0.0050	4/26/2011
Molybdenum	EPA 200.7	<0.010	mg/L	0.010	4/26/2011
Nickel	EPA 200.7	<0.010	mg/L	0.010	4/26/2011
Phosphorus	EPA 200.7	<0.50	mg/L	0.50	4/26/2011
Potassium	EPA 200.7	4.4	mg/L	0.50	4/26/2011
Scandium	EPA 200.7	<0.10	mg/L	0.10	4/26/2011
Silver	EPA 200.7	<0.0050	mg/L	0.0050	4/26/2011
Sodium	EPA 200.7	0.78	mg/L	0.50	4/26/2011
Strontium	EPA 200.7	0.39	mg/L	0.10	4/26/2011
Tin	EPA 200.7	<0.10	mg/L	0.10	4/26/2011
Titanium	EPA 200.7	<0.10	mg/L	0.10	4/26/2011
Vanadium	EPA 200.7	0.019	mg/L	0.010	4/26/2011
Zinc	EPA 200.7	0.016	mg/L	0.010	4/26/2011
Mercury	EPA 200.8	<0.00010	mg/L	0.00010	4/27/2011
Antimony	EPA 200.8	<0.0025	mg/L	0.0025	4/27/2011
Arsenic	EPA 200.8	<0.0050	mg/L	0.0050	4/27/2011
Lead	EPA 200.8	<0.0025	mg/L	0.0025	4/27/2011
Selenium	EPA 200.8	0.0063	mg/L	0.0050	4/27/2011
Thallium	EPA 200.8	<0.0010	mg/L	0.0010	4/27/2011
Uranium	EPA 200.8	0.018	mg/L	0.010	4/27/2011
Anions	Calculation	3.27	meq/L	0.10	
Cations	Calculation	3.47	meq/L	0.10	
Error	Calculation	2.9	%	1.0	

Customer Sample ID: 604 787 WK:12 **Collect Date/Time:** 4/22/2011 09:00
WETLAB Sample ID: 1104345-009 **Receive Date:** 4/22/2011 16:00

PROFILE II

Parameter	Method	Results	Units	Reporting Limit	Date Analyzed
pH	SM 4500-H+ B	7.55	pH Units		4/25/2011
Bicarbonate (HCO3)	SM 2320B	71	mg/L	1.0	4/25/2011
Carbonate (CO3)	SM 2320B	<1.0	mg/L	1.0	4/25/2011
Hydroxide (OH)	SM 2320B	<1.0	mg/L	1.0	4/25/2011
Total Alkalinity	SM 2320B	58	mg/L as CaCO3	1.0	4/25/2011
Chloride	EPA 300.0	<1.00	mg/L	1.00	4/23/2011
Fluoride	EPA 300.0	1.1	mg/L	0.10	4/23/2011
Sulfate	EPA 300.0	43	mg/L	1.0	4/23/2011

Customer Sample ID: 604 787 WK:12 **Collect Date/Time:** 4/22/2011 09:00

WETLAB Sample ID: 1104345-009 **Receive Date:** 4/22/2011 16:00

PROFILE II

Parameter	Method	Results	Units	Reporting Limit	Date Analyzed
Nitrate Nitrogen	EPA 300.0	<1.0	mg/L	1.0	4/23/2011
Nitrite Nitrogen	EPA 300.0	<0.025	mg/L	0.025	4/23/2011
Total Dissolved Solids (TDS)	SM 2540C	130	mg/L	10	4/25/2011
Aluminum	EPA 200.7	<0.045	mg/L	0.045	4/26/2011
Barium	EPA 200.7	0.010	mg/L	0.010	4/26/2011
Beryllium	EPA 200.7	<0.0010	mg/L	0.0010	4/26/2011
Bismuth	EPA 200.7	<0.10	mg/L	0.10	4/26/2011
Boron	EPA 200.7	<0.10	mg/L	0.10	4/26/2011
Cadmium	EPA 200.7	<0.0010	mg/L	0.0010	4/26/2011
Calcium	EPA 200.7	31	mg/L	0.50	4/26/2011
Chromium	EPA 200.7	<0.0050	mg/L	0.0050	4/26/2011
Cobalt	EPA 200.7	<0.010	mg/L	0.010	4/26/2011
Copper	EPA 200.7	<0.050	mg/L	0.050	4/26/2011
Gallium	EPA 200.7	<0.10	mg/L	0.10	4/26/2011
Iron	EPA 200.7	<0.010	mg/L	0.010	4/26/2011
Lithium	EPA 200.7	<0.10	mg/L	0.10	4/26/2011
Magnesium	EPA 200.7	4.8	mg/L	0.50	4/26/2011
Manganese	EPA 200.7	0.11	mg/L	0.0050	4/26/2011
Molybdenum	EPA 200.7	0.020	mg/L	0.010	4/26/2011
Nickel	EPA 200.7	<0.010	mg/L	0.010	4/26/2011
Phosphorus	EPA 200.7	<0.50	mg/L	0.50	4/26/2011
Potassium	EPA 200.7	3.9	mg/L	0.50	4/26/2011
Scandium	EPA 200.7	<0.10	mg/L	0.10	4/26/2011
Silver	EPA 200.7	<0.0050	mg/L	0.0050	4/26/2011
Sodium	EPA 200.7	0.89	mg/L	0.50	4/26/2011
Strontium	EPA 200.7	0.26	mg/L	0.10	4/26/2011
Tin	EPA 200.7	<0.10	mg/L	0.10	4/26/2011
Titanium	EPA 200.7	<0.10	mg/L	0.10	4/26/2011
Vanadium	EPA 200.7	<0.010	mg/L	0.010	4/26/2011
Zinc	EPA 200.7	<0.010	mg/L	0.010	4/26/2011
Mercury	EPA 200.8	<0.00010	mg/L	0.00010	4/27/2011
Antimony	EPA 200.8	<0.0025	mg/L	0.0025	4/27/2011
Arsenic	EPA 200.8	<0.0050	mg/L	0.0050	4/27/2011
Lead	EPA 200.8	<0.0025	mg/L	0.0025	4/27/2011
Selenium	EPA 200.8	<0.0050	mg/L	0.0050	4/27/2011
Thallium	EPA 200.8	<0.0010	mg/L	0.0010	4/27/2011
Uranium	EPA 200.8	0.040	mg/L	0.010	4/27/2011
Anions	Calculation	2.12	meq/L	0.10	
Cations	Calculation	2.08	meq/L	0.10	
Error	Calculation	<1.0	%	1.0	

Customer Sample ID: 604 811 WK:12
WETLAB Sample ID: 1104345-010

Collect Date/Time: 4/22/2011 09:00
Receive Date: 4/22/2011 16:00

PROFILE II

Parameter	Method	Results	Units	Reporting Limit	Date Analyzed
pH	SM 4500-H+ B	7.97	pH Units		4/25/2011
Bicarbonate (HCO3)	SM 2320B	110	mg/L	1.0	4/25/2011
Carbonate (CO3)	SM 2320B	<1.0	mg/L	1.0	4/25/2011
Hydroxide (OH)	SM 2320B	<1.0	mg/L	1.0	4/25/2011
Total Alkalinity	SM 2320B	88	mg/L as CaCO3	1.0	4/25/2011
Chloride	EPA 300.0	<1.00	mg/L	1.00	4/23/2011
Fluoride	EPA 300.0	1.8	mg/L	0.10	4/23/2011
Sulfate	EPA 300.0	37	mg/L	1.0	4/23/2011
Nitrate Nitrogen	EPA 300.0	<1.0	mg/L	1.0	4/23/2011
Nitrite Nitrogen	EPA 300.0	<0.025	mg/L	0.025	4/23/2011
Total Dissolved Solids (TDS)	SM 2540C	160	mg/L	10	4/25/2011
Aluminum	EPA 200.7	<0.045	mg/L	0.045	4/26/2011
Barium	EPA 200.7	<0.010	mg/L	0.010	4/26/2011
Beryllium	EPA 200.7	<0.0010	mg/L	0.0010	4/26/2011
Bismuth	EPA 200.7	<0.10	mg/L	0.10	4/26/2011
Boron	EPA 200.7	<0.10	mg/L	0.10	4/26/2011
Cadmium	EPA 200.7	<0.0010	mg/L	0.0010	4/26/2011
Calcium	EPA 200.7	38	mg/L	0.50	4/26/2011
Chromium	EPA 200.7	<0.0050	mg/L	0.0050	4/26/2011
Cobalt	EPA 200.7	<0.010	mg/L	0.010	4/26/2011
Copper	EPA 200.7	<0.050	mg/L	0.050	4/26/2011
Gallium	EPA 200.7	<0.10	mg/L	0.10	4/26/2011
Iron	EPA 200.7	<0.010	mg/L	0.010	4/26/2011
Lithium	EPA 200.7	<0.10	mg/L	0.10	4/26/2011
Magnesium	EPA 200.7	7.5	mg/L	0.50	4/26/2011
Manganese	EPA 200.7	0.055	mg/L	0.0050	4/26/2011
Molybdenum	EPA 200.7	0.013	mg/L	0.010	4/26/2011
Nickel	EPA 200.7	<0.010	mg/L	0.010	4/26/2011
Phosphorus	EPA 200.7	<0.50	mg/L	0.50	4/26/2011
Potassium	EPA 200.7	4.3	mg/L	0.50	4/26/2011
Scandium	EPA 200.7	<0.10	mg/L	0.10	4/26/2011
Silver	EPA 200.7	<0.0050	mg/L	0.0050	4/26/2011
Sodium	EPA 200.7	0.58	mg/L	0.50	4/26/2011
Strontium	EPA 200.7	0.52	mg/L	0.10	4/26/2011
Tin	EPA 200.7	<0.10	mg/L	0.10	4/26/2011
Titanium	EPA 200.7	<0.10	mg/L	0.10	4/26/2011
Vanadium	EPA 200.7	0.014	mg/L	0.010	4/26/2011
Zinc	EPA 200.7	<0.010	mg/L	0.010	4/26/2011
Mercury	EPA 200.8	<0.00010	mg/L	0.00010	4/27/2011
Antimony	EPA 200.8	<0.0025	mg/L	0.0025	4/27/2011
Arsenic	EPA 200.8	<0.0050	mg/L	0.0050	4/27/2011

Customer Sample ID: 604 811 WK:12 **Collect Date/Time:** 4/22/2011 09:00
WETLAB Sample ID: 1104345-010 **Receive Date:** 4/22/2011 16:00

PROFILE II

Parameter	Method	Results	Units	Reporting Limit	Date Analyzed
Lead	EPA 200.8	<0.0025	mg/L	0.0025	4/27/2011
Selenium	EPA 200.8	0.011	mg/L	0.0050	4/27/2011
Thallium	EPA 200.8	<0.0010	mg/L	0.0010	4/27/2011
Uranium	EPA 200.8	0.026	mg/L	0.010	4/27/2011
Anions	Calculation	2.67	meq/L	0.10	
Cations	Calculation	2.65	meq/L	0.10	
Error	Calculation	<1.0	%	1.0	

Customer Sample ID: 604 854 WK:12 **Collect Date/Time:** 4/22/2011 09:00
WETLAB Sample ID: 1104345-011 **Receive Date:** 4/22/2011 16:00

PROFILE II

Parameter	Method	Results		Units	Reporting Limit	Date Analyzed
pH	SM 4500-H+ B	7.39		pH Units		4/25/2011
Bicarbonate (HCO3)	SM 2320B	43		mg/L	1.0	4/25/2011
Carbonate (CO3)	SM 2320B	<1.0		mg/L	1.0	4/25/2011
Hydroxide (OH)	SM 2320B	<1.0		mg/L	1.0	4/25/2011
Total Alkalinity	SM 2320B	35		mg/L as CaCO3	1.0	4/25/2011
Chloride	EPA 300.0	<1.00		mg/L	1.00	4/23/2011
Fluoride	EPA 300.0	1.9	M	mg/L	0.10	4/23/2011
Sulfate	EPA 300.0	120	SC	mg/L	1.0	4/23/2011
Nitrate Nitrogen	EPA 300.0	<1.0		mg/L	1.0	4/23/2011
Nitrite Nitrogen	EPA 300.0	<0.025		mg/L	0.025	4/23/2011
Total Dissolved Solids (TDS)	SM 2540C	270		mg/L	10	4/25/2011
Aluminum	EPA 200.7	<0.045		mg/L	0.045	4/27/2011
Barium	EPA 200.7	0.035		mg/L	0.010	4/27/2011
Beryllium	EPA 200.7	<0.0010		mg/L	0.0010	4/27/2011
Bismuth	EPA 200.7	<0.10		mg/L	0.10	4/27/2011
Boron	EPA 200.7	<0.10		mg/L	0.10	4/27/2011
Cadmium	EPA 200.7	<0.0010		mg/L	0.0010	4/27/2011
Calcium	EPA 200.7	48		mg/L	0.50	4/27/2011
Chromium	EPA 200.7	<0.0050		mg/L	0.0050	4/27/2011
Cobalt	EPA 200.7	<0.010		mg/L	0.010	4/27/2011
Copper	EPA 200.7	<0.050		mg/L	0.050	4/27/2011
Gallium	EPA 200.7	<0.10		mg/L	0.10	4/27/2011
Iron	EPA 200.7	0.033		mg/L	0.010	4/27/2011
Lithium	EPA 200.7	<0.10		mg/L	0.10	4/27/2011
Magnesium	EPA 200.7	9.6		mg/L	0.50	4/27/2011
Manganese	EPA 200.7	0.18		mg/L	0.0050	4/27/2011
Molybdenum	EPA 200.7	0.028		mg/L	0.010	4/27/2011
Nickel	EPA 200.7	<0.010		mg/L	0.010	4/27/2011

Customer Sample ID: 604 854 WK:12 **Collect Date/Time:** 4/22/2011 09:00
WETLAB Sample ID: 1104345-011 **Receive Date:** 4/22/2011 16:00

PROFILE II

Parameter	Method	Results	Units	Reporting Limit	Date Analyzed
Phosphorus	EPA 200.7	<0.50	mg/L	0.50	4/27/2011
Potassium	EPA 200.7	4.3	mg/L	0.50	4/27/2011
Scandium	EPA 200.7	<0.10	mg/L	0.10	4/27/2011
Silver	EPA 200.7	<0.0050	mg/L	0.0050	4/27/2011
Sodium	EPA 200.7	0.52	mg/L	0.50	4/27/2011
Strontium	EPA 200.7	0.46	mg/L	0.10	4/27/2011
Tin	EPA 200.7	<0.10	mg/L	0.10	4/27/2011
Titanium	EPA 200.7	<0.10	mg/L	0.10	4/27/2011
Vanadium	EPA 200.7	0.014	mg/L	0.010	4/27/2011
Zinc	EPA 200.7	<0.010	mg/L	0.010	4/27/2011
Mercury	EPA 200.8	<0.00010	mg/L	0.00010	4/27/2011
Antimony	EPA 200.8	<0.0025	mg/L	0.0025	4/27/2011
Arsenic	EPA 200.8	<0.0050	mg/L	0.0050	4/27/2011
Lead	EPA 200.8	<0.0025	mg/L	0.0025	4/27/2011
Selenium	EPA 200.8	<0.0050	mg/L	0.0050	4/27/2011
Thallium	EPA 200.8	<0.0010	mg/L	0.0010	4/27/2011
Uranium	EPA 200.8	<0.010	mg/L	0.010	4/27/2011
Anions	Calculation	3.30	meq/L	0.10	
Cations	Calculation	3.33	meq/L	0.10	
Error	Calculation	<1.0	%	1.0	

Customer Sample ID: 604 862 WK:12 **Collect Date/Time:** 4/22/2011 09:00
WETLAB Sample ID: 1104345-012 **Receive Date:** 4/22/2011 16:00

PROFILE II

Parameter	Method	Results	Units	Reporting Limit	Date Analyzed
pH	SM 4500-H+ B	7.94	pH Units		4/25/2011
Bicarbonate (HCO3)	SM 2320B	110	mg/L	1.0	4/25/2011
Carbonate (CO3)	SM 2320B	<1.0	mg/L	1.0	4/25/2011
Hydroxide (OH)	SM 2320B	<1.0	mg/L	1.0	4/25/2011
Total Alkalinity	SM 2320B	92	mg/L as CaCO3	1.0	4/25/2011
Chloride	EPA 300.0	<1.00	mg/L	1.00	4/23/2011
Fluoride	EPA 300.0	2.6	mg/L	0.10	4/23/2011
Sulfate	EPA 300.0	46	mg/L	1.0	4/23/2011
Nitrate Nitrogen	EPA 300.0	<1.0	mg/L	1.0	4/23/2011
Nitrite Nitrogen	EPA 300.0	<0.025	mg/L	0.025	4/23/2011
Total Dissolved Solids (TDS)	SM 2540C	220	mg/L	10	4/25/2011
Aluminum	EPA 200.7	<0.045	mg/L	0.045	4/27/2011
Barium	EPA 200.7	<0.010	mg/L	0.010	4/27/2011
Beryllium	EPA 200.7	<0.0010	mg/L	0.0010	4/27/2011
Bismuth	EPA 200.7	<0.10	mg/L	0.10	4/27/2011

Customer Sample ID: 604 862 WK:12 **Collect Date/Time:** 4/22/2011 09:00
WETLAB Sample ID: 1104345-012 **Receive Date:** 4/22/2011 16:00

PROFILE II

Parameter	Method	Results	Units	Reporting Limit	Date Analyzed
Boron	EPA 200.7	<0.10	mg/L	0.10	4/27/2011
Cadmium	EPA 200.7	<0.0010	mg/L	0.0010	4/27/2011
Calcium	EPA 200.7	45	mg/L	0.50	4/27/2011
Chromium	EPA 200.7	<0.0050	mg/L	0.0050	4/27/2011
Cobalt	EPA 200.7	<0.010	mg/L	0.010	4/27/2011
Copper	EPA 200.7	<0.050	mg/L	0.050	4/27/2011
Gallium	EPA 200.7	<0.10	mg/L	0.10	4/27/2011
Iron	EPA 200.7	<0.010	mg/L	0.010	4/27/2011
Lithium	EPA 200.7	<0.10	mg/L	0.10	4/27/2011
Magnesium	EPA 200.7	8.2	mg/L	0.50	4/27/2011
Manganese	EPA 200.7	0.025	mg/L	0.0050	4/27/2011
Molybdenum	EPA 200.7	0.014	mg/L	0.010	4/27/2011
Nickel	EPA 200.7	<0.010	mg/L	0.010	4/27/2011
Phosphorus	EPA 200.7	<0.50	mg/L	0.50	4/27/2011
Potassium	EPA 200.7	3.1	mg/L	0.50	4/27/2011
Scandium	EPA 200.7	<0.10	mg/L	0.10	4/27/2011
Silver	EPA 200.7	<0.0050	mg/L	0.0050	4/27/2011
Sodium	EPA 200.7	0.53	mg/L	0.50	4/27/2011
Strontium	EPA 200.7	0.71	mg/L	0.10	4/27/2011
Tin	EPA 200.7	<0.10	mg/L	0.10	4/27/2011
Titanium	EPA 200.7	<0.10	mg/L	0.10	4/27/2011
Vanadium	EPA 200.7	0.012	mg/L	0.010	4/27/2011
Zinc	EPA 200.7	<0.010	mg/L	0.010	4/27/2011
Mercury	EPA 200.8	<0.00010	mg/L	0.00010	4/27/2011
Antimony	EPA 200.8	<0.0025	mg/L	0.0025	4/27/2011
Arsenic	EPA 200.8	<0.0050	mg/L	0.0050	4/27/2011
Lead	EPA 200.8	<0.0025	mg/L	0.0025	4/27/2011
Selenium	EPA 200.8	<0.0050	mg/L	0.0050	4/27/2011
Thallium	EPA 200.8	<0.0010	mg/L	0.0010	4/27/2011
Uranium	EPA 200.8	<0.010	mg/L	0.010	5/19/2011
Anions	Calculation	2.90	meq/L	0.10	
Cations	Calculation	3.02	meq/L	0.10	
Error	Calculation	2.1	%	1.0	

Customer Sample ID: 604 867 WK:12 **Collect Date/Time:** 4/22/2011 09:00
WETLAB Sample ID: 1104345-013 **Receive Date:** 4/22/2011 16:00

PROFILE II

Parameter	Method	Results	Units	Reporting Limit	Date Analyzed
pH	SM 4500-H+ B	7.56	pH Units		4/25/2011
Bicarbonate (HCO3)	SM 2320B	58	mg/L	1.0	4/25/2011

Customer Sample ID: 604 867 WK:12 **Collect Date/Time:** 4/22/2011 09:00

WETLAB Sample ID: 1104345-013 **Receive Date:** 4/22/2011 16:00

PROFILE II

Parameter	Method	Results	Units	Reporting Limit	Date Analyzed
Carbonate (CO3)	SM 2320B	<1.0	mg/L	1.0	4/25/2011
Hydroxide (OH)	SM 2320B	<1.0	mg/L	1.0	4/25/2011
Total Alkalinity	SM 2320B	48	mg/L as CaCO3	1.0	4/25/2011
Chloride	EPA 300.0	<1.00	mg/L	1.00	4/23/2011
Fluoride	EPA 300.0	1.8	mg/L	0.10	4/23/2011
Sulfate	EPA 300.0	380	mg/L	10	5/3/2011
Nitrate Nitrogen	EPA 300.0	<1.0	mg/L	1.0	4/23/2011
Nitrite Nitrogen	EPA 300.0	<0.025	mg/L	0.025	4/23/2011
Total Dissolved Solids (TDS)	SM 2540C	450	mg/L	10	4/25/2011
Aluminum	EPA 200.7	<0.045	mg/L	0.045	4/27/2011
Barium	EPA 200.7	0.014	mg/L	0.010	4/27/2011
Beryllium	EPA 200.7	<0.0010	mg/L	0.0010	4/27/2011
Bismuth	EPA 200.7	<0.10	mg/L	0.10	4/27/2011
Boron	EPA 200.7	<0.10	mg/L	0.10	4/27/2011
Cadmium	EPA 200.7	<0.0010	mg/L	0.0010	4/27/2011
Calcium	EPA 200.7	120	mg/L	0.50	4/27/2011
Chromium	EPA 200.7	<0.0050	mg/L	0.0050	4/27/2011
Cobalt	EPA 200.7	<0.010	mg/L	0.010	4/27/2011
Copper	EPA 200.7	0.055	mg/L	0.050	4/27/2011
Gallium	EPA 200.7	<0.10	mg/L	0.10	4/27/2011
Iron	EPA 200.7	<0.010	mg/L	0.010	4/27/2011
Lithium	EPA 200.7	<0.10	mg/L	0.10	4/27/2011
Magnesium	EPA 200.7	4.5	mg/L	0.50	4/27/2011
Manganese	EPA 200.7	0.21	mg/L	0.0050	4/27/2011
Molybdenum	EPA 200.7	0.018	mg/L	0.010	4/27/2011
Nickel	EPA 200.7	<0.010	mg/L	0.010	4/27/2011
Phosphorus	EPA 200.7	<0.50	mg/L	0.50	4/27/2011
Potassium	EPA 200.7	3.9	mg/L	0.50	4/27/2011
Scandium	EPA 200.7	<0.10	mg/L	0.10	4/27/2011
Silver	EPA 200.7	<0.0050	mg/L	0.0050	4/27/2011
Sodium	EPA 200.7	0.52	mg/L	0.50	4/27/2011
Strontium	EPA 200.7	0.73	mg/L	0.10	4/27/2011
Tin	EPA 200.7	<0.10	mg/L	0.10	4/27/2011
Titanium	EPA 200.7	<0.10	mg/L	0.10	4/27/2011
Vanadium	EPA 200.7	<0.010	mg/L	0.010	4/27/2011
Zinc	EPA 200.7	<0.010	mg/L	0.010	4/27/2011
Mercury	EPA 200.8	<0.00010	mg/L	0.00010	4/27/2011
Antimony	EPA 200.8	<0.0025	mg/L	0.0025	4/27/2011
Arsenic	EPA 200.8	<0.0050	mg/L	0.0050	4/27/2011
Lead	EPA 200.8	<0.0025	mg/L	0.0025	4/27/2011
Selenium	EPA 200.8	0.0061	mg/L	0.0050	4/27/2011

Customer Sample ID: 604 867 WK:12 **Collect Date/Time:** 4/22/2011 09:00
WETLAB Sample ID: 1104345-013 **Receive Date:** 4/22/2011 16:00

PROFILE II

Parameter	Method	Results	Units	Reporting Limit	Date Analyzed
Thallium	EPA 200.8	<0.0010	mg/L	0.0010	4/27/2011
Uranium	EPA 200.8	<0.010	mg/L	0.010	5/19/2011
Anions	Calculation	8.85	meq/L	0.10	
Cations	Calculation	6.49	meq/L	0.10	
Error	Calculation	15	%	1.0	

Customer Sample ID: 605 033 WK:12 **Collect Date/Time:** 4/22/2011 09:00
WETLAB Sample ID: 1104345-014 **Receive Date:** 4/22/2011 16:00

PROFILE II

Parameter	Method	Results	Units	Reporting Limit	Date Analyzed
pH	SM 4500-H+ B	7.62	pH Units		4/22/2011
Bicarbonate (HCO3)	SM 2320B	42	mg/L	1.0	4/22/2011
Carbonate (CO3)	SM 2320B	<1.0	mg/L	1.0	4/22/2011
Hydroxide (OH)	SM 2320B	<1.0	mg/L	1.0	4/22/2011
Total Alkalinity	SM 2320B	35	mg/L as CaCO3	1.0	4/22/2011
Chloride	EPA 300.0	<1.00	mg/L	1.00	4/23/2011
Fluoride	EPA 300.0	1.4	mg/L	0.10	4/23/2011
Sulfate	EPA 300.0	68	mg/L	1.0	4/23/2011
Nitrate Nitrogen	EPA 300.0	<1.0	mg/L	1.0	4/23/2011
Nitrite Nitrogen	EPA 300.0	<0.025	mg/L	0.025	4/23/2011
Total Dissolved Solids (TDS)	SM 2540C	170	mg/L	10	4/25/2011
Aluminum	EPA 200.7	0.060	mg/L	0.045	4/27/2011
Barium	EPA 200.7	0.025	mg/L	0.010	4/27/2011
Beryllium	EPA 200.7	<0.0010	mg/L	0.0010	4/27/2011
Bismuth	EPA 200.7	<0.10	mg/L	0.10	4/27/2011
Boron	EPA 200.7	<0.10	mg/L	0.10	4/27/2011
Cadmium	EPA 200.7	<0.0010	mg/L	0.0010	4/27/2011
Calcium	EPA 200.7	35	mg/L	0.50	4/27/2011
Chromium	EPA 200.7	<0.0050	mg/L	0.0050	4/27/2011
Cobalt	EPA 200.7	<0.010	mg/L	0.010	4/27/2011
Copper	EPA 200.7	<0.050	mg/L	0.050	4/27/2011
Gallium	EPA 200.7	<0.10	mg/L	0.10	4/27/2011
Iron	EPA 200.7	<0.010	mg/L	0.010	4/27/2011
Lithium	EPA 200.7	<0.10	mg/L	0.10	4/27/2011
Magnesium	EPA 200.7	3.9	mg/L	0.50	4/27/2011
Manganese	EPA 200.7	0.074	mg/L	0.0050	4/27/2011
Molybdenum	EPA 200.7	0.012	mg/L	0.010	4/27/2011
Nickel	EPA 200.7	<0.010	mg/L	0.010	4/27/2011
Phosphorus	EPA 200.7	<0.50	mg/L	0.50	4/27/2011
Potassium	EPA 200.7	3.7	mg/L	0.50	4/27/2011

Customer Sample ID: 605 033 WK:12 **Collect Date/Time:** 4/22/2011 09:00
WETLAB Sample ID: 1104345-014 **Receive Date:** 4/22/2011 16:00

PROFILE II

Parameter	Method	Results	Units	Reporting Limit	Date Analyzed
Scandium	EPA 200.7	<0.10	mg/L	0.10	4/27/2011
Silver	EPA 200.7	<0.0050	mg/L	0.0050	4/27/2011
Sodium	EPA 200.7	0.93	mg/L	0.50	4/27/2011
Strontium	EPA 200.7	0.32	mg/L	0.10	4/27/2011
Tin	EPA 200.7	<0.10	mg/L	0.10	4/27/2011
Titanium	EPA 200.7	<0.10	mg/L	0.10	4/27/2011
Vanadium	EPA 200.7	<0.010	mg/L	0.010	4/27/2011
Zinc	EPA 200.7	<0.010	mg/L	0.010	4/27/2011
Mercury	EPA 200.8	<0.00010	mg/L	0.00010	4/27/2011
Antimony	EPA 200.8	<0.0025	mg/L	0.0025	4/27/2011
Arsenic	EPA 200.8	<0.0050	mg/L	0.0050	4/27/2011
Lead	EPA 200.8	<0.0025	mg/L	0.0025	4/27/2011
Selenium	EPA 200.8	<0.0050	mg/L	0.0050	4/27/2011
Thallium	EPA 200.8	<0.0010	mg/L	0.0010	4/27/2011
Uranium	EPA 200.8	0.021	mg/L	0.010	5/19/2011
Anions	Calculation	2.18	meq/L	0.10	
Cations	Calculation	2.21	meq/L	0.10	
Error	Calculation	<1.0	%	1.0	

Customer Sample ID: 605 153 WK:12 **Collect Date/Time:** 4/22/2011 09:00
WETLAB Sample ID: 1104345-015 **Receive Date:** 4/22/2011 16:00

PROFILE II

Parameter	Method	Results	Units	Reporting Limit	Date Analyzed
pH	SM 4500-H+ B	7.77	pH Units		4/22/2011
Bicarbonate (HCO3)	SM 2320B	52	mg/L	1.0	4/22/2011
Carbonate (CO3)	SM 2320B	<1.0	mg/L	1.0	4/22/2011
Hydroxide (OH)	SM 2320B	<1.0	mg/L	1.0	4/22/2011
Total Alkalinity	SM 2320B	43	mg/L as CaCO3	1.0	4/22/2011
Chloride	EPA 300.0	<1.00	mg/L	1.00	4/23/2011
Fluoride	EPA 300.0	1.4	mg/L	0.10	4/23/2011
Sulfate	EPA 300.0	22	mg/L	1.0	4/23/2011
Nitrate Nitrogen	EPA 300.0	<1.0	mg/L	1.0	4/23/2011
Nitrite Nitrogen	EPA 300.0	<0.025	mg/L	0.025	4/23/2011
Total Dissolved Solids (TDS)	SM 2540C	100	mg/L	10	4/25/2011
Aluminum	EPA 200.7	0.053	mg/L	0.045	4/27/2011
Barium	EPA 200.7	0.12	mg/L	0.010	4/27/2011
Beryllium	EPA 200.7	<0.0010	mg/L	0.0010	4/27/2011
Bismuth	EPA 200.7	<0.10	mg/L	0.10	4/27/2011
Boron	EPA 200.7	<0.10	mg/L	0.10	4/27/2011
Cadmium	EPA 200.7	<0.0010	mg/L	0.0010	4/27/2011

Customer Sample ID: 605 153 WK:12 **Collect Date/Time:** 4/22/2011 09:00
WETLAB Sample ID: 1104345-015 **Receive Date:** 4/22/2011 16:00

PROFILE II

Parameter	Method	Results	Units	Reporting Limit	Date Analyzed
Calcium	EPA 200.7	20	mg/L	0.50	4/27/2011
Chromium	EPA 200.7	<0.0050	mg/L	0.0050	4/27/2011
Cobalt	EPA 200.7	<0.010	mg/L	0.010	4/27/2011
Copper	EPA 200.7	<0.050	mg/L	0.050	4/27/2011
Gallium	EPA 200.7	<0.10	mg/L	0.10	4/27/2011
Iron	EPA 200.7	<0.010	mg/L	0.010	4/27/2011
Lithium	EPA 200.7	<0.10	mg/L	0.10	4/27/2011
Magnesium	EPA 200.7	3.5	mg/L	0.50	4/27/2011
Manganese	EPA 200.7	0.036	mg/L	0.0050	4/27/2011
Molybdenum	EPA 200.7	<0.010	mg/L	0.010	4/27/2011
Nickel	EPA 200.7	<0.010	mg/L	0.010	4/27/2011
Phosphorus	EPA 200.7	<0.50	mg/L	0.50	4/27/2011
Potassium	EPA 200.7	3.5	mg/L	0.50	4/27/2011
Scandium	EPA 200.7	<0.10	mg/L	0.10	4/27/2011
Silver	EPA 200.7	<0.0050	mg/L	0.0050	4/27/2011
Sodium	EPA 200.7	0.90	mg/L	0.50	4/27/2011
Strontium	EPA 200.7	1.2	mg/L	0.10	4/27/2011
Tin	EPA 200.7	<0.10	mg/L	0.10	4/27/2011
Titanium	EPA 200.7	<0.10	mg/L	0.10	4/27/2011
Vanadium	EPA 200.7	<0.010	mg/L	0.010	4/27/2011
Zinc	EPA 200.7	<0.010	mg/L	0.010	4/27/2011
Mercury	EPA 200.8	<0.00010	mg/L	0.00010	4/27/2011
Antimony	EPA 200.8	<0.0025	mg/L	0.0025	4/27/2011
Arsenic	EPA 200.8	<0.0050	mg/L	0.0050	4/27/2011
Lead	EPA 200.8	<0.0025	mg/L	0.0025	4/27/2011
Selenium	EPA 200.8	<0.0050	mg/L	0.0050	4/27/2011
Thallium	EPA 200.8	<0.0010	mg/L	0.0010	4/27/2011
Uranium	EPA 200.8	0.014	mg/L	0.010	5/19/2011
Anions	Calculation	1.38	meq/L	0.10	
Cations	Calculation	1.42	meq/L	0.10	
Error	Calculation	1.4	%	1.0	

Customer Sample ID: SRK 0854 WK:12 **Collect Date/Time:** 4/22/2011 09:00
WETLAB Sample ID: 1104345-016 **Receive Date:** 4/22/2011 16:00

PROFILE II

Parameter	Method	Results	Units	Reporting Limit	Date Analyzed
pH	SM 4500-H+ B	5.15	pH Units		4/22/2011
Bicarbonate (HCO3)	SM 2320B	<1.0	mg/L	1.0	4/22/2011
Carbonate (CO3)	SM 2320B	<1.0	mg/L	1.0	4/22/2011
Hydroxide (OH)	SM 2320B	<1.0	mg/L	1.0	4/22/2011

Customer Sample ID: SRK 0854 WK:12 **Collect Date/Time:** 4/22/2011 09:00

WETLAB Sample ID: 1104345-016 **Receive Date:** 4/22/2011 16:00

PROFILE II

Parameter	Method	Results	Units	Reporting Limit	Date Analyzed
Total Alkalinity	SM 2320B	<1.0	mg/L as CaCO3	1.0	4/22/2011
Chloride	EPA 300.0	<1.00	mg/L	1.00	4/23/2011
Fluoride	EPA 300.0	0.48	mg/L	0.10	4/23/2011
Sulfate	EPA 300.0	110	mg/L	1.0	4/23/2011
Nitrate Nitrogen	EPA 300.0	<1.0	mg/L	1.0	4/23/2011
Nitrite Nitrogen	EPA 300.0	<0.025	mg/L	0.025	4/23/2011
Total Dissolved Solids (TDS)	SM 2540C	170	mg/L	10	4/25/2011
Aluminum	EPA 200.7	0.13	mg/L	0.045	4/27/2011
Barium	EPA 200.7	0.012	mg/L	0.010	4/27/2011
Beryllium	EPA 200.7	<0.0010	mg/L	0.0010	4/27/2011
Bismuth	EPA 200.7	<0.10	mg/L	0.10	4/27/2011
Boron	EPA 200.7	<0.10	mg/L	0.10	4/27/2011
Cadmium	EPA 200.7	0.0039	mg/L	0.0010	4/27/2011
Calcium	EPA 200.7	25	mg/L	0.50	4/27/2011
Chromium	EPA 200.7	<0.0050	mg/L	0.0050	4/27/2011
Cobalt	EPA 200.7	0.013	mg/L	0.010	4/27/2011
Copper	EPA 200.7	25	mg/L	0.050	4/27/2011
Gallium	EPA 200.7	<0.10	mg/L	0.10	4/27/2011
Iron	EPA 200.7	<0.010	mg/L	0.010	4/27/2011
Lithium	EPA 200.7	<0.10	mg/L	0.10	4/27/2011
Magnesium	EPA 200.7	1.7	mg/L	0.50	4/27/2011
Manganese	EPA 200.7	0.39	mg/L	0.0050	4/27/2011
Molybdenum	EPA 200.7	<0.010	mg/L	0.010	4/27/2011
Nickel	EPA 200.7	<0.010	mg/L	0.010	4/27/2011
Phosphorus	EPA 200.7	<0.50	mg/L	0.50	4/27/2011
Potassium	EPA 200.7	1.7	mg/L	0.50	4/27/2011
Scandium	EPA 200.7	<0.10	mg/L	0.10	4/27/2011
Silver	EPA 200.7	<0.0050	mg/L	0.0050	4/27/2011
Sodium	EPA 200.7	<0.50	mg/L	0.50	4/27/2011
Strontium	EPA 200.7	0.10	mg/L	0.10	4/27/2011
Tin	EPA 200.7	<0.10	mg/L	0.10	4/27/2011
Titanium	EPA 200.7	<0.10	mg/L	0.10	4/27/2011
Vanadium	EPA 200.7	<0.010	mg/L	0.010	4/27/2011
Zinc	EPA 200.7	0.27	mg/L	0.010	4/27/2011
Mercury	EPA 200.8	<0.00010	mg/L	0.00010	4/27/2011
Antimony	EPA 200.8	<0.0025	mg/L	0.0025	4/27/2011
Arsenic	EPA 200.8	<0.0050	mg/L	0.0050	4/27/2011
Lead	EPA 200.8	0.0055	mg/L	0.0025	4/27/2011
Selenium	EPA 200.8	<0.0050	mg/L	0.0050	4/27/2011
Thallium	EPA 200.8	<0.0010	mg/L	0.0010	4/27/2011
Uranium	EPA 200.8	<0.010	mg/L	0.010	5/19/2011

Customer Sample ID: SRK 0854 WK:12 **Collect Date/Time:** 4/22/2011 09:00
WETLAB Sample ID: 1104345-016 **Receive Date:** 4/22/2011 16:00

PROFILE II

Parameter	Method	Results	Units	Reporting Limit	Date Analyzed
Anions	Calculation	2.32	meq/L	0.10	
Cations	Calculation	2.25	meq/L	0.10	
Error	Calculation	1.3	%	1.0	

Customer Sample ID: SRK 0858 WK:12 **Collect Date/Time:** 4/22/2011 09:00
WETLAB Sample ID: 1104345-017 **Receive Date:** 4/22/2011 16:00

PROFILE II

Parameter	Method	Results	Units	Reporting Limit	Date Analyzed
pH	SM 4500-H+ B	3.56	pH Units		4/22/2011
Acidity (Titrimetric)	SM 2310B	120	mg/L as CaCO3		4/22/2011
Chloride	EPA 300.0	<1.00	mg/L	1.00	4/23/2011
Fluoride	EPA 300.0	4.9	mg/L	0.10	4/23/2011
Sulfate	EPA 300.0	230	mg/L	50	4/27/2011
Nitrate Nitrogen	EPA 300.0	<1.0	mg/L	1.0	4/23/2011
Nitrite Nitrogen	EPA 300.0	<0.025	mg/L	0.025	4/23/2011
Total Dissolved Solids (TDS)	SM 2540C	320	mg/L	10	4/25/2011
Aluminum	EPA 200.7	7.4	mg/L	0.045	4/28/2011
Barium	EPA 200.7	<0.010	mg/L	0.010	4/28/2011
Beryllium	EPA 200.7	0.0022	mg/L	0.0010	4/28/2011
Bismuth	EPA 200.7	<0.10	mg/L	0.10	4/28/2011
Boron	EPA 200.7	<0.10	mg/L	0.10	4/28/2011
Cadmium	EPA 200.7	<0.0050	mg/L	0.0050	4/29/2011
Calcium	EPA 200.7	48	mg/L	0.50	4/28/2011
Chromium	EPA 200.7	<0.0050	mg/L	0.0050	4/28/2011
Cobalt	EPA 200.7	0.046	mg/L	0.010	4/28/2011
Copper	EPA 200.7	22	mg/L	0.050	4/28/2011
Gallium	EPA 200.7	<0.10	mg/L	0.10	4/28/2011
Iron	EPA 200.7	2.3	mg/L	0.010	4/28/2011
Lithium	EPA 200.7	<0.10	mg/L	0.10	4/28/2011
Magnesium	EPA 200.7	2.5	mg/L	0.50	4/28/2011
Manganese	EPA 200.7	0.78	mg/L	0.0050	4/28/2011
Molybdenum	EPA 200.7	<0.010	mg/L	0.010	4/28/2011
Nickel	EPA 200.7	0.014	mg/L	0.010	4/28/2011
Phosphorus	EPA 200.7	<0.50	mg/L	0.50	4/28/2011
Potassium	EPA 200.7	2.2	mg/L	0.50	4/28/2011
Scandium	EPA 200.7	<0.10	mg/L	0.10	4/28/2011
Silver	EPA 200.7	<0.0050	mg/L	0.0050	4/28/2011
Sodium	EPA 200.7	1.1	mg/L	0.50	4/28/2011
Strontium	EPA 200.7	<0.10	mg/L	0.10	4/28/2011
Tin	EPA 200.7	<0.10	mg/L	0.10	4/28/2011

Customer Sample ID: SRK 0858 WK:12 **Collect Date/Time:** 4/22/2011 09:00
WETLAB Sample ID: 1104345-017 **Receive Date:** 4/22/2011 16:00

PROFILE II

Parameter	Method	Results	Units	Reporting Limit	Date Analyzed
Titanium	EPA 200.7	<0.10	mg/L	0.10	4/28/2011
Vanadium	EPA 200.7	<0.010	mg/L	0.010	4/28/2011
Zinc	EPA 200.7	0.13	mg/L	0.010	4/28/2011
Mercury	EPA 200.8	<0.00010	mg/L	0.00010	4/28/2011
Antimony	EPA 200.8	<0.0025	mg/L	0.0025	4/28/2011
Arsenic	EPA 200.8	<0.0050	mg/L	0.0050	4/28/2011
Lead	EPA 200.8	0.0029	mg/L	0.0025	4/28/2011
Selenium	EPA 200.8	<0.0050	mg/L	0.0050	4/28/2011
Thallium	EPA 200.8	<0.0010	mg/L	0.0010	4/28/2011
Uranium	EPA 200.8	0.047	mg/L	0.010	4/28/2011
Anions	Calculation	5.05	meq/L	0.10	
Cations	Calculation	5.60	meq/L	0.10	
Error	Calculation	5.2	%	1.0	

Customer Sample ID: SRK 0864 WK:12 **Collect Date/Time:** 4/22/2011 09:00
WETLAB Sample ID: 1104345-018 **Receive Date:** 4/22/2011 16:00

PROFILE II

Parameter	Method	Results	Units	Reporting Limit	Date Analyzed
pH	SM 4500-H+ B	8.00	pH Units		4/22/2011
Bicarbonate (HCO3)	SM 2320B	30	mg/L	1.0	4/22/2011
Carbonate (CO3)	SM 2320B	<1.0	mg/L	1.0	4/22/2011
Hydroxide (OH)	SM 2320B	<1.0	mg/L	1.0	4/22/2011
Total Alkalinity	SM 2320B	24	mg/L as CaCO3	1.0	4/22/2011
Chloride	EPA 300.0	<1.00	mg/L	1.00	4/23/2011
Fluoride	EPA 300.0	0.86	mg/L	0.10	4/23/2011
Sulfate	EPA 300.0	7.2	mg/L	1.0	4/23/2011
Nitrate Nitrogen	EPA 300.0	<1.0	mg/L	1.0	4/23/2011
Nitrite Nitrogen	EPA 300.0	<0.025	mg/L	0.025	4/23/2011
Total Dissolved Solids (TDS)	SM 2540C	42	mg/L	10	4/25/2011
Aluminum	EPA 200.7	<0.045	mg/L	0.045	4/28/2011
Barium	EPA 200.7	<0.010	mg/L	0.010	4/28/2011
Beryllium	EPA 200.7	<0.0010	mg/L	0.0010	4/28/2011
Bismuth	EPA 200.7	<0.10	mg/L	0.10	4/28/2011
Boron	EPA 200.7	<0.10	mg/L	0.10	4/28/2011
Cadmium	EPA 200.7	<0.0010	mg/L	0.0010	4/28/2011
Calcium	EPA 200.7	8.9	mg/L	0.50	4/28/2011
Chromium	EPA 200.7	<0.0050	mg/L	0.0050	4/28/2011
Cobalt	EPA 200.7	<0.010	mg/L	0.010	4/28/2011
Copper	EPA 200.7	<0.050	mg/L	0.050	4/28/2011
Gallium	EPA 200.7	<0.10	mg/L	0.10	4/28/2011

Customer Sample ID: SRK 0864 WK:12 **Collect Date/Time:** 4/22/2011 09:00
WETLAB Sample ID: 1104345-018 **Receive Date:** 4/22/2011 16:00

PROFILE II

Parameter	Method	Results	Units	Reporting Limit	Date Analyzed
Iron	EPA 200.7	0.014	mg/L	0.010	4/28/2011
Lithium	EPA 200.7	<0.10	mg/L	0.10	4/28/2011
Magnesium	EPA 200.7	1.6	mg/L	0.50	4/28/2011
Manganese	EPA 200.7	<0.0050	mg/L	0.0050	4/28/2011
Molybdenum	EPA 200.7	<0.050	mg/L	0.050	4/29/2011
Nickel	EPA 200.7	<0.010	mg/L	0.010	4/28/2011
Phosphorus	EPA 200.7	<0.50	mg/L	0.50	4/28/2011
Potassium	EPA 200.7	0.81	mg/L	0.50	4/28/2011
Scandium	EPA 200.7	<0.10	mg/L	0.10	4/28/2011
Silver	EPA 200.7	<0.0050	mg/L	0.0050	4/28/2011
Sodium	EPA 200.7	1.3	mg/L	0.50	4/28/2011
Strontium	EPA 200.7	<0.10	mg/L	0.10	4/28/2011
Tin	EPA 200.7	<0.10	mg/L	0.10	4/28/2011
Titanium	EPA 200.7	<0.10	mg/L	0.10	4/28/2011
Vanadium	EPA 200.7	<0.010	mg/L	0.010	4/28/2011
Zinc	EPA 200.7	<0.010	mg/L	0.010	4/28/2011
Mercury	EPA 200.8	<0.00010	mg/L	0.00010	4/28/2011
Antimony	EPA 200.8	<0.0025	mg/L	0.0025	4/28/2011
Arsenic	EPA 200.8	<0.0050	mg/L	0.0050	4/28/2011
Lead	EPA 200.8	<0.0025	mg/L	0.0025	4/28/2011
Selenium	EPA 200.8	<0.0050	mg/L	0.0050	4/28/2011
Thallium	EPA 200.8	<0.0010	mg/L	0.0010	4/28/2011
Uranium	EPA 200.8	<0.010	mg/L	0.010	4/28/2011
Anions	Calculation	0.69	meq/L	0.10	
Cations	Calculation	0.65	meq/L	0.10	
Error	Calculation	2.5	%	1.0	

Customer Sample ID: SRK 0866 WK:12 **Collect Date/Time:** 4/22/2011 09:00
WETLAB Sample ID: 1104345-019 **Receive Date:** 4/22/2011 16:00

PROFILE II

Parameter	Method	Results	Units	Reporting Limit	Date Analyzed
pH	SM 4500-H+ B	6.94	pH Units		4/22/2011
Bicarbonate (HCO3)	SM 2320B	9.4	mg/L	1.0	4/22/2011
Carbonate (CO3)	SM 2320B	<1.0	mg/L	1.0	4/22/2011
Hydroxide (OH)	SM 2320B	<1.0	mg/L	1.0	4/22/2011
Total Alkalinity	SM 2320B	7.7	mg/L as CaCO3	1.0	4/22/2011
Chloride	EPA 300.0	<1.00	mg/L	1.00	4/23/2011
Fluoride	EPA 300.0	0.61	mg/L	0.10	4/23/2011
Sulfate	EPA 300.0	33	mg/L	1.0	4/23/2011
Nitrate Nitrogen	EPA 300.0	<1.0	mg/L	1.0	4/23/2011

Customer Sample ID: SRK 0866 WK:12 **Collect Date/Time:** 4/22/2011 09:00

WETLAB Sample ID: 1104345-019 **Receive Date:** 4/22/2011 16:00

PROFILE II

Parameter	Method	Results	Units	Reporting Limit	Date Analyzed
Nitrite Nitrogen	EPA 300.0	<0.025	mg/L	0.025	4/23/2011
Total Dissolved Solids (TDS)	SM 2540C	82	mg/L	10	4/25/2011
Aluminum	EPA 200.7	<0.045	mg/L	0.045	4/28/2011
Barium	EPA 200.7	<0.010	mg/L	0.010	4/28/2011
Beryllium	EPA 200.7	<0.0010	mg/L	0.0010	4/28/2011
Bismuth	EPA 200.7	<0.10	mg/L	0.10	4/28/2011
Boron	EPA 200.7	<0.10	mg/L	0.10	4/28/2011
Cadmium	EPA 200.7	<0.0010	mg/L	0.0010	4/28/2011
Calcium	EPA 200.7	13	mg/L	0.50	4/28/2011
Chromium	EPA 200.7	<0.0050	mg/L	0.0050	4/28/2011
Cobalt	EPA 200.7	<0.010	mg/L	0.010	4/28/2011
Copper	EPA 200.7	<0.050	mg/L	0.050	4/28/2011
Gallium	EPA 200.7	<0.10	mg/L	0.10	4/28/2011
Iron	EPA 200.7	<0.010	mg/L	0.010	4/28/2011
Lithium	EPA 200.7	<0.10	mg/L	0.10	4/28/2011
Magnesium	EPA 200.7	1.4	mg/L	0.50	4/28/2011
Manganese	EPA 200.7	0.0060	mg/L	0.0050	4/28/2011
Molybdenum	EPA 200.7	<0.010	mg/L	0.010	4/28/2011
Nickel	EPA 200.7	<0.010	mg/L	0.010	4/28/2011
Phosphorus	EPA 200.7	<0.50	mg/L	0.50	4/28/2011
Potassium	EPA 200.7	2.2	mg/L	0.50	4/28/2011
Scandium	EPA 200.7	<0.10	mg/L	0.10	4/28/2011
Silver	EPA 200.7	<0.0050	mg/L	0.0050	4/28/2011
Sodium	EPA 200.7	0.75	mg/L	0.50	4/28/2011
Strontium	EPA 200.7	0.12	mg/L	0.10	4/28/2011
Tin	EPA 200.7	<0.10	mg/L	0.10	4/28/2011
Titanium	EPA 200.7	<0.10	mg/L	0.10	4/28/2011
Vanadium	EPA 200.7	<0.010	mg/L	0.010	4/28/2011
Zinc	EPA 200.7	<0.010	mg/L	0.010	4/28/2011
Mercury	EPA 200.8	<0.00010	mg/L	0.00010	4/28/2011
Antimony	EPA 200.8	<0.0025	mg/L	0.0025	4/28/2011
Arsenic	EPA 200.8	<0.0050	mg/L	0.0050	4/28/2011
Lead	EPA 200.8	<0.0025	mg/L	0.0025	4/28/2011
Selenium	EPA 200.8	<0.0050	mg/L	0.0050	4/28/2011
Thallium	EPA 200.8	<0.0010	mg/L	0.0010	4/28/2011
Uranium	EPA 200.8	<0.010	mg/L	0.010	4/28/2011
Anions	Calculation	0.87	meq/L	0.10	
Cations	Calculation	0.85	meq/L	0.10	
Error	Calculation	1.2	%	1.0	

Customer Sample ID: SRK 0867 WK:12 **Collect Date/Time:** 4/22/2011 09:00

WETLAB Sample ID: 1104345-020 **Receive Date:** 4/22/2011 16:00

PROFILE II

Parameter	Method	Results	Units	Reporting Limit	Date Analyzed
pH	SM 4500-H+ B	7.31	pH Units		4/22/2011
Bicarbonate (HCO3)	SM 2320B	28	mg/L	1.0	4/22/2011
Carbonate (CO3)	SM 2320B	<1.0	mg/L	1.0	4/22/2011
Hydroxide (OH)	SM 2320B	<1.0	mg/L	1.0	4/22/2011
Total Alkalinity	SM 2320B	23	mg/L as CaCO3	1.0	4/22/2011
Chloride	EPA 300.0	<1.00	mg/L	1.00	4/23/2011
Fluoride	EPA 300.0	1.8	mg/L	0.10	4/23/2011
Sulfate	EPA 300.0	75	mg/L	1.0	4/23/2011
Nitrate Nitrogen	EPA 300.0	<1.0	mg/L	1.0	4/23/2011
Nitrite Nitrogen	EPA 300.0	<0.025	mg/L	0.025	4/23/2011
Total Dissolved Solids (TDS)	SM 2540C	150	mg/L	10	4/25/2011
Aluminum	EPA 200.7	<0.045	mg/L	0.045	4/28/2011
Barium	EPA 200.7	<0.010	mg/L	0.010	4/28/2011
Beryllium	EPA 200.7	<0.0010	mg/L	0.0010	4/28/2011
Bismuth	EPA 200.7	<0.10	mg/L	0.10	4/28/2011
Boron	EPA 200.7	<0.10	mg/L	0.10	4/28/2011
Cadmium	EPA 200.7	<0.0010	mg/L	0.0010	4/28/2011
Calcium	EPA 200.7	39	mg/L	0.50	4/28/2011
Chromium	EPA 200.7	<0.0050	mg/L	0.0050	4/28/2011
Cobalt	EPA 200.7	<0.010	mg/L	0.010	4/28/2011
Copper	EPA 200.7	<0.050	mg/L	0.050	4/28/2011
Gallium	EPA 200.7	<0.10	mg/L	0.10	4/28/2011
Iron	EPA 200.7	<0.010	mg/L	0.010	4/28/2011
Lithium	EPA 200.7	<0.10	mg/L	0.10	4/28/2011
Magnesium	EPA 200.7	2.3	mg/L	0.50	4/28/2011
Manganese	EPA 200.7	0.17	mg/L	0.0050	4/28/2011
Molybdenum	EPA 200.7	0.019	mg/L	0.010	4/28/2011
Nickel	EPA 200.7	<0.010	mg/L	0.010	4/28/2011
Phosphorus	EPA 200.7	<0.50	mg/L	0.50	4/28/2011
Potassium	EPA 200.7	0.97	mg/L	0.50	4/28/2011
Scandium	EPA 200.7	<0.10	mg/L	0.10	4/28/2011
Silver	EPA 200.7	<0.0050	mg/L	0.0050	4/28/2011
Sodium	EPA 200.7	<0.50	mg/L	0.50	4/28/2011
Strontium	EPA 200.7	<0.10	mg/L	0.10	4/28/2011
Tin	EPA 200.7	<0.10	mg/L	0.10	4/28/2011
Titanium	EPA 200.7	<0.10	mg/L	0.10	4/28/2011
Vanadium	EPA 200.7	<0.010	mg/L	0.010	4/28/2011
Zinc	EPA 200.7	<0.010	mg/L	0.010	4/28/2011
Mercury	EPA 200.8	<0.00010	mg/L	0.00010	4/28/2011
Antimony	EPA 200.8	0.0052	mg/L	0.0025	4/28/2011
Arsenic	EPA 200.8	<0.0050	mg/L	0.0050	4/28/2011

Customer Sample ID: SRK 0867 WK:12 **Collect Date/Time:** 4/22/2011 09:00
WETLAB Sample ID: 1104345-020 **Receive Date:** 4/22/2011 16:00

PROFILE II

Parameter	Method	Results	Units	Reporting Limit	Date Analyzed
Lead	EPA 200.8	<0.0025	mg/L	0.0025	4/28/2011
Selenium	EPA 200.8	<0.0050	mg/L	0.0050	4/28/2011
Thallium	EPA 200.8	<0.0010	mg/L	0.0010	4/28/2011
Uranium	EPA 200.8	<0.010	mg/L	0.010	4/28/2011
Anions	Calculation	2.12	meq/L	0.10	
Cations	Calculation	2.17	meq/L	0.10	
Error	Calculation	1.2	%	1.0	

Customer Sample ID: SRK 0872 WK:12 **Collect Date/Time:** 4/22/2011 09:00
WETLAB Sample ID: 1104345-021 **Receive Date:** 4/22/2011 16:00

PROFILE II

Parameter	Method	Results		Units	Reporting Limit	Date Analyzed
pH	SM 4500-H+ B	7.10		pH Units		4/22/2011
Bicarbonate (HCO3)	SM 2320B	15		mg/L	1.0	4/22/2011
Carbonate (CO3)	SM 2320B	<1.0		mg/L	1.0	4/22/2011
Hydroxide (OH)	SM 2320B	<1.0		mg/L	1.0	4/22/2011
Total Alkalinity	SM 2320B	12		mg/L as CaCO3	1.0	4/22/2011
Chloride	EPA 300.0	<1.00		mg/L	1.00	4/23/2011
Fluoride	EPA 300.0	1.9	M	mg/L	0.10	4/23/2011
Sulfate	EPA 300.0	160	SC	mg/L	1.0	4/23/2011
Nitrate Nitrogen	EPA 300.0	<1.0		mg/L	1.0	4/23/2011
Nitrite Nitrogen	EPA 300.0	<0.025		mg/L	0.025	4/23/2011
Total Dissolved Solids (TDS)	SM 2540C	300		mg/L	10	4/25/2011
Aluminum	EPA 200.7	<0.045		mg/L	0.045	4/28/2011
Barium	EPA 200.7	<0.010		mg/L	0.010	4/28/2011
Beryllium	EPA 200.7	<0.0010		mg/L	0.0010	4/28/2011
Bismuth	EPA 200.7	<0.10		mg/L	0.10	4/28/2011
Boron	EPA 200.7	<0.10		mg/L	0.10	4/28/2011
Cadmium	EPA 200.7	<0.0010		mg/L	0.0010	4/28/2011
Calcium	EPA 200.7	74		mg/L	0.50	4/28/2011
Chromium	EPA 200.7	<0.0050		mg/L	0.0050	4/28/2011
Cobalt	EPA 200.7	<0.010		mg/L	0.010	4/28/2011
Copper	EPA 200.7	<0.050		mg/L	0.050	4/28/2011
Gallium	EPA 200.7	<0.10		mg/L	0.10	4/28/2011
Iron	EPA 200.7	<0.010		mg/L	0.010	4/28/2011
Lithium	EPA 200.7	<0.10		mg/L	0.10	4/28/2011
Magnesium	EPA 200.7	0.78		mg/L	0.50	4/28/2011
Manganese	EPA 200.7	0.092		mg/L	0.0050	4/28/2011
Molybdenum	EPA 200.7	0.020		mg/L	0.010	4/28/2011
Nickel	EPA 200.7	<0.010		mg/L	0.010	4/28/2011

Customer Sample ID: SRK 0872 WK:12 **Collect Date/Time:** 4/22/2011 09:00

WETLAB Sample ID: 1104345-021 **Receive Date:** 4/22/2011 16:00

PROFILE II

Parameter	Method	Results	Units	Reporting Limit	Date Analyzed
Phosphorus	EPA 200.7	<0.50	mg/L	0.50	4/28/2011
Potassium	EPA 200.7	0.52	mg/L	0.50	4/28/2011
Scandium	EPA 200.7	<0.10	mg/L	0.10	4/28/2011
Silver	EPA 200.7	<0.0050	mg/L	0.0050	4/28/2011
Sodium	EPA 200.7	<0.50	mg/L	0.50	4/28/2011
Strontium	EPA 200.7	<0.10	mg/L	0.10	4/28/2011
Tin	EPA 200.7	<0.10	mg/L	0.10	4/28/2011
Titanium	EPA 200.7	<0.10	mg/L	0.10	4/28/2011
Vanadium	EPA 200.7	<0.010	mg/L	0.010	4/28/2011
Zinc	EPA 200.7	<0.010	mg/L	0.010	4/28/2011
Mercury	EPA 200.8	<0.00010	mg/L	0.00010	4/28/2011
Antimony	EPA 200.8	<0.0025	mg/L	0.0025	4/28/2011
Arsenic	EPA 200.8	<0.0050	mg/L	0.0050	4/28/2011
Lead	EPA 200.8	<0.0025	mg/L	0.0025	4/28/2011
Selenium	EPA 200.8	<0.0050	mg/L	0.0050	4/28/2011
Thallium	EPA 200.8	<0.0010	mg/L	0.0010	4/28/2011
Uranium	EPA 200.8	<0.010	mg/L	0.010	4/28/2011
Anions	Calculation	3.68	meq/L	0.10	
Cations	Calculation	3.77	meq/L	0.10	
Error	Calculation	1.3	%	1.0	

Western Environmental Testing Laboratory
QC Report

QCBatchID	QCType	Parameter	Method	Result	Units
QC1104691	Blank 1	Fluoride	EPA 300.0	<0.10	mg/L
QC1104691	Blank 2	Fluoride	EPA 300.0	<0.10	mg/L
QC1104691	Blank 3	Fluoride	EPA 300.0	<0.10	mg/L
QC1104693	Blank 1	Chloride	EPA 300.0	<1.0	mg/L
QC1104693	Blank 2	Chloride	EPA 300.0	<1.0	mg/L
QC1104693	Blank 3	Chloride	EPA 300.0	<1.0	mg/L
QC1104695	Blank 1	Nitrite Nitrogen	EPA 300.0	<0.025	mg/L
QC1104695	Blank 2	Nitrite Nitrogen	EPA 300.0	<0.025	mg/L
QC1104695	Blank 3	Nitrite Nitrogen	EPA 300.0	<0.025	mg/L
QC1104696	Blank 1	Nitrite Nitrogen	EPA 300.0	<0.025	mg/L
QC1104696	Blank 2	Nitrite Nitrogen	EPA 300.0	<0.025	mg/L
QC1104698	Blank 1	Nitrate Nitrogen	EPA 300.0	<1.0	mg/L
QC1104698	Blank 2	Nitrate Nitrogen	EPA 300.0	<1.0	mg/L
QC1104698	Blank 3	Nitrate Nitrogen	EPA 300.0	<1.0	mg/L
QC1104699	Blank 1	Nitrate Nitrogen	EPA 300.0	<1.0	mg/L
QC1104699	Blank 2	Nitrate Nitrogen	EPA 300.0	<1.0	mg/L
QC1104701	Blank 1	Sulfate	EPA 300.0	<1.0	mg/L
QC1104701	Blank 2	Sulfate	EPA 300.0	<1.0	mg/L
QC1104701	Blank 3	Sulfate	EPA 300.0	<1.0	mg/L
QC1104706	Blank 1	Fluoride	EPA 300.0	<0.10	mg/L
QC1104706	Blank 2	Fluoride	EPA 300.0	<0.10	mg/L
QC1104707	Blank 1	Chloride	EPA 300.0	<1.0	mg/L
QC1104707	Blank 2	Chloride	EPA 300.0	<1.0	mg/L
QC1104707	Blank 3	Chloride	EPA 300.0	<1.0	mg/L
QC1104710	Blank 1	Nitrite Nitrogen	EPA 300.0	<0.025	mg/L
QC1104710	Blank 2	Nitrite Nitrogen	EPA 300.0	<0.025	mg/L
QC1104710	Blank 3	Nitrite Nitrogen	EPA 300.0	<0.025	mg/L
QC1104711	Blank 1	Nitrate Nitrogen	EPA 300.0	<1.0	mg/L
QC1104711	Blank 2	Nitrate Nitrogen	EPA 300.0	<1.0	mg/L
QC1104711	Blank 3	Nitrate Nitrogen	EPA 300.0	<1.0	mg/L
QC1104712	Blank 1	Sulfate	EPA 300.0	<1.0	mg/L
QC1104712	Blank 2	Sulfate	EPA 300.0	<1.0	mg/L
QC1104761	Blank 1	Aluminum, Dissolved	EPA 200.7	<0.045	mg/L
		Barium, Dissolved	EPA 200.7	<0.010	mg/L
		Beryllium, Dissolved	EPA 200.7	<0.0010	mg/L
		Bismuth, Dissolved	EPA 200.7	<0.10	mg/L
		Boron, Dissolved	EPA 200.7	<0.10	mg/L
		Cadmium, Dissolved	EPA 200.7	<0.0010	mg/L
		Calcium, Dissolved	EPA 200.7	<0.50	mg/L
		Chromium, Dissolved	EPA 200.7	<0.0050	mg/L
		Cobalt, Dissolved	EPA 200.7	<0.010	mg/L
		Copper, Dissolved	EPA 200.7	<0.050	mg/L
		Gallium, Dissolved	EPA 200.7	<0.10	mg/L
		Iron, Dissolved	EPA 200.7	<0.010	mg/L
		Lithium, Dissolved	EPA 200.7	<0.10	mg/L
		Magnesium, Dissolved	EPA 200.7	<0.50	mg/L
		Manganese, Dissolved	EPA 200.7	<0.0050	mg/L
		Molybdenum, Dissolved	EPA 200.7	<0.010	mg/L
		Nickel, Dissolved	EPA 200.7	<0.010	mg/L
		Phosphorus, Dissolved	EPA 200.7	<0.50	mg/L

QCBatchID	QCType	Parameter	Method	Result	Units
		Potassium, Dissolved	EPA 200.7	<0.50	mg/L
		Scandium, Dissolved	EPA 200.7	<0.10	mg/L
		Silver, Dissolved	EPA 200.7	<0.0050	mg/L
		Sodium, Dissolved	EPA 200.7	<0.50	mg/L
		Strontium, Dissolved	EPA 200.7	<0.10	mg/L
		Tin, Dissolved	EPA 200.7	<0.10	mg/L
		Titanium, Dissolved	EPA 200.7	<0.10	mg/L
		Vanadium, Dissolved	EPA 200.7	<0.010	mg/L
		Zinc, Dissolved	EPA 200.7	<0.010	mg/L
QC1104783	Blank 1	Aluminum	EPA 200.7	<0.045	mg/L
		Barium	EPA 200.7	<0.010	mg/L
		Beryllium	EPA 200.7	<0.0010	mg/L
		Bismuth	EPA 200.7	<0.10	mg/L
		Boron	EPA 200.7	<0.10	mg/L
		Cadmium	EPA 200.7	<0.0010	mg/L
		Calcium	EPA 200.7	<0.50	mg/L
		Chromium	EPA 200.7	<0.0050	mg/L
		Cobalt	EPA 200.7	<0.010	mg/L
		Copper	EPA 200.7	<0.050	mg/L
		Gallium	EPA 200.7	<0.10	mg/L
		Iron	EPA 200.7	<0.010	mg/L
		Lithium	EPA 200.7	<0.10	mg/L
		Magnesium	EPA 200.7	<0.50	mg/L
		Manganese	EPA 200.7	<0.0050	mg/L
		Molybdenum	EPA 200.7	<0.010	mg/L
		Nickel	EPA 200.7	<0.010	mg/L
		Phosphorus	EPA 200.7	<0.50	mg/L
		Potassium	EPA 200.7	<0.50	mg/L
		Scandium	EPA 200.7	<0.10	mg/L
		Silver	EPA 200.7	<0.0050	mg/L
		Sodium	EPA 200.7	<0.50	mg/L
		Strontium	EPA 200.7	<0.10	mg/L
		Tin	EPA 200.7	<0.10	mg/L
		Titanium	EPA 200.7	<0.10	mg/L
		Vanadium	EPA 200.7	<0.010	mg/L
		Zinc	EPA 200.7	<0.010	mg/L
QC1104784	Blank 1	Aluminum	EPA 200.7	<0.045	mg/L
		Barium	EPA 200.7	<0.010	mg/L
		Beryllium	EPA 200.7	<0.0010	mg/L
		Bismuth	EPA 200.7	<0.10	mg/L
		Boron	EPA 200.7	<0.10	mg/L
		Cadmium	EPA 200.7	<0.0010	mg/L
		Calcium	EPA 200.7	<0.50	mg/L
		Chromium	EPA 200.7	<0.0050	mg/L
		Cobalt	EPA 200.7	<0.010	mg/L
		Copper	EPA 200.7	<0.050	mg/L
		Gallium	EPA 200.7	<0.10	mg/L
		Iron	EPA 200.7	<0.010	mg/L
		Lithium	EPA 200.7	<0.10	mg/L
		Magnesium	EPA 200.7	<0.50	mg/L
		Manganese	EPA 200.7	<0.0050	mg/L
		Molybdenum	EPA 200.7	<0.010	mg/L
		Nickel	EPA 200.7	<0.010	mg/L
		Phosphorus	EPA 200.7	<0.50	mg/L
		Potassium	EPA 200.7	<0.50	mg/L
		Scandium	EPA 200.7	<0.10	mg/L

QCBatchID	QCType	Parameter	Method	Result	Units
		Silver	EPA 200.7	<0.0050	mg/L
		Sodium	EPA 200.7	<0.50	mg/L
		Strontium	EPA 200.7	<0.10	mg/L
		Tin	EPA 200.7	<0.10	mg/L
		Titanium	EPA 200.7	<0.10	mg/L
		Vanadium	EPA 200.7	<0.010	mg/L
		Zinc	EPA 200.7	<0.010	mg/L
QC1104794	Blank 1	Uranium, Dissolved	EPA 200.8	<0.010	mg/L
		Mercury, Dissolved	EPA 200.8	<0.00010	mg/L
		Antimony, Dissolved	EPA 200.8	<0.0025	mg/L
		Arsenic, Dissolved	EPA 200.8	<0.0050	mg/L
		Lead, Dissolved	EPA 200.8	<0.0025	mg/L
		Selenium, Dissolved	EPA 200.8	<0.0050	mg/L
		Thallium, Dissolved	EPA 200.8	<0.0010	mg/L
QC1104799	Blank 1	Mercury	EPA 200.8	<0.00010	mg/L
		Antimony	EPA 200.8	<0.0025	mg/L
		Arsenic	EPA 200.8	<0.0050	mg/L
		Lead	EPA 200.8	<0.0025	mg/L
		Selenium	EPA 200.8	<0.0050	mg/L
		Thallium	EPA 200.8	<0.0010	mg/L
		Uranium	EPA 200.8	<0.010	mg/L
QC1104800	Blank 1	Mercury	EPA 200.8	<0.00010	mg/L
		Antimony	EPA 200.8	<0.0025	mg/L
		Arsenic	EPA 200.8	<0.0050	mg/L
		Lead	EPA 200.8	<0.0025	mg/L
		Selenium	EPA 200.8	<0.0050	mg/L
		Thallium	EPA 200.8	<0.0010	mg/L
		Uranium	EPA 200.8	<0.010	mg/L
QC1104802	Blank 1	Total Dissolved Solids (TDS)	SM 2540C	<10	mg/L
QC1104802	Blank 2	Total Dissolved Solids (TDS)	SM 2540C	<10	mg/L
QC1104813	Blank 1	Sulfate	EPA 300.0	<1.0	mg/L
QC1104813	Blank 2	Sulfate	EPA 300.0	<1.0	mg/L
QC1104813	Blank 3	Sulfate	EPA 300.0	<1.0	mg/L
QC1104830	Blank 1	Aluminum	EPA 200.7	<0.045	mg/L
		Barium	EPA 200.7	<0.010	mg/L
		Beryllium	EPA 200.7	<0.0010	mg/L
		Bismuth	EPA 200.7	<0.10	mg/L
		Boron	EPA 200.7	<0.10	mg/L
		Cadmium	EPA 200.7	<0.0010	mg/L
		Calcium	EPA 200.7	<0.50	mg/L
		Chromium	EPA 200.7	<0.0050	mg/L
		Cobalt	EPA 200.7	<0.010	mg/L
		Copper	EPA 200.7	<0.050	mg/L
		Gallium	EPA 200.7	<0.10	mg/L
		Iron	EPA 200.7	<0.010	mg/L
		Lithium	EPA 200.7	<0.10	mg/L
		Magnesium	EPA 200.7	<0.50	mg/L
		Manganese	EPA 200.7	<0.0050	mg/L
		Molybdenum	EPA 200.7	<0.010	mg/L
		Nickel	EPA 200.7	<0.010	mg/L
		Phosphorus	EPA 200.7	<0.50	mg/L
		Potassium	EPA 200.7	<0.50	mg/L
		Scandium	EPA 200.7	<0.10	mg/L
		Silver	EPA 200.7	<0.0050	mg/L
		Sodium	EPA 200.7	<0.50	mg/L
		Strontium	EPA 200.7	<0.10	mg/L

QCBatchID	QCType	Parameter	Method	Result	Units
		Tin	EPA 200.7	<0.10	mg/L
		Titanium	EPA 200.7	<0.10	mg/L
		Vanadium	EPA 200.7	<0.010	mg/L
		Zinc	EPA 200.7	<0.010	mg/L
QC1104845	Blank 1	Mercury	EPA 200.8	<0.00010	mg/L
		Antimony	EPA 200.8	<0.0025	mg/L
		Arsenic	EPA 200.8	<0.0050	mg/L
		Lead	EPA 200.8	<0.0025	mg/L
		Selenium	EPA 200.8	<0.0050	mg/L
		Thallium	EPA 200.8	<0.0010	mg/L
		Uranium	EPA 200.8	<0.010	mg/L

QCBatchID	QCType	Parameter	Method	Result	Actual	% Recovery	Units
QC1104687	LCS 1	pH	SM 4500-H+ B	7.01	7.00	100	pH Units
QC1104687	LCS 2	pH	SM 4500-H+ B	7.01	7.00	100	pH Units
QC1104689	LCS 1	Alkalinity	SM 2320B	105	100	105	mg/L
QC1104689	LCS 2	Alkalinity	SM 2320B	94.8	100	95	mg/L
QC1104691	LCS 1	Fluoride	EPA 300.0	1.83	2.00	91	mg/L
QC1104693	LCS 1	Chloride	EPA 300.0	10.4	10.0	104	mg/L
QC1104695	LCS 1	Nitrite Nitrogen	EPA 300.0	0.531	0.500	106	mg/L
QC1104696	LCS 1	Nitrite Nitrogen	EPA 300.0	0.531	0.500	106	mg/L
QC1104698	LCS 1	Nitrate Nitrogen	EPA 300.0	1.99	2.00	99	mg/L
QC1104699	LCS 1	Nitrate Nitrogen	EPA 300.0	1.99	2.00	99	mg/L
QC1104701	LCS 1	Sulfate	EPA 300.0	24.7	25.0	99	mg/L
QC1104706	LCS 1	Fluoride	EPA 300.0	1.81	2.00	90	mg/L
QC1104707	LCS 1	Chloride	EPA 300.0	10.4	10.0	104	mg/L
QC1104710	LCS 1	Nitrite Nitrogen	EPA 300.0	0.507	0.500	101	mg/L
QC1104711	LCS 1	Nitrate Nitrogen	EPA 300.0	1.99	2.00	99	mg/L
QC1104712	LCS 1	Sulfate	EPA 300.0	24.9	25.0	100	mg/L
QC1104736	LCS 1	pH	SM 4500-H+ B	7.01	7.00	100	pH Units
QC1104736	LCS 2	pH	SM 4500-H+ B	7.01	7.00	100	pH Units
QC1104737	LCS 1	Alkalinity	SM 2320B	95.2	100	95	mg/L
QC1104761	LCS 1	Aluminum	EPA 200.7	0.972	1.00	97	mg/L
		Barium	EPA 200.7	0.958	1.00	96	mg/L
		Beryllium	EPA 200.7	0.950	1.00	95	mg/L
		Bismuth	EPA 200.7	0.976	1.00	98	mg/L
		Boron	EPA 200.7	0.946	1.00	95	mg/L
		Cadmium	EPA 200.7	0.961	1.00	96	mg/L
		Calcium	EPA 200.7	9.41	10.0	94	mg/L
		Chromium	EPA 200.7	0.948	1.00	95	mg/L
		Cobalt	EPA 200.7	0.953	1.00	95	mg/L
		Copper	EPA 200.7	4.77	5.00	95	mg/L
		Gallium	EPA 200.7	0.960	1.00	96	mg/L
		Iron	EPA 200.7	0.918	1.00	92	mg/L
		Lithium	EPA 200.7	0.954	1.00	95	mg/L
		Magnesium	EPA 200.7	9.15	10.0	92	mg/L
		Manganese	EPA 200.7	0.955	1.00	96	mg/L
		Molybdenum	EPA 200.7	0.945	1.00	94	mg/L
		Nickel	EPA 200.7	4.76	5.00	95	mg/L
		Phosphorus	EPA 200.7	4.65	5.00	93	mg/L
		Potassium	EPA 200.7	9.92	10.0	99	mg/L
		Scandium	EPA 200.7	0.944	1.00	94	mg/L
		Silver	EPA 200.7	0.088	0.090	97	mg/L
		Sodium	EPA 200.7	9.88	10.0	99	mg/L
		Strontium	EPA 200.7	0.990	1.00	99	mg/L
		Tin	EPA 200.7	0.938	1.00	94	mg/L

QCBatchID	QCType	Parameter	Method	Result	Actual	% Recovery	Units
		Titanium	EPA 200.7	0.943	1.00	94	mg/L
		Vanadium	EPA 200.7	0.959	1.00	96	mg/L
		Zinc	EPA 200.7	0.964	1.00	96	mg/L
QC1104783	LCS 1	Aluminum	EPA 200.7	0.946	1.00	95	mg/L
		Barium	EPA 200.7	0.965	1.00	96	mg/L
		Beryllium	EPA 200.7	0.974	1.00	97	mg/L
		Bismuth	EPA 200.7	0.969	1.00	97	mg/L
		Boron	EPA 200.7	0.934	1.00	93	mg/L
		Cadmium	EPA 200.7	0.990	1.00	99	mg/L
		Calcium	EPA 200.7	9.72	10.0	97	mg/L
		Chromium	EPA 200.7	0.948	1.00	95	mg/L
		Cobalt	EPA 200.7	0.960	1.00	96	mg/L
		Copper	EPA 200.7	4.72	5.00	94	mg/L
		Gallium	EPA 200.7	0.949	1.00	95	mg/L
		Iron	EPA 200.7	0.876	1.00	88	mg/L
		Lithium	EPA 200.7	1.07	1.00	107	mg/L
		Magnesium	EPA 200.7	9.04	10.0	90	mg/L
		Manganese	EPA 200.7	0.982	1.00	98	mg/L
		Molybdenum	EPA 200.7	0.968	1.00	97	mg/L
		Nickel	EPA 200.7	4.85	5.00	97	mg/L
		Phosphorus	EPA 200.7	4.75	5.00	95	mg/L
		Potassium	EPA 200.7	10.5	10.0	105	mg/L
		Scandium	EPA 200.7	0.948	1.00	95	mg/L
		Silver	EPA 200.7	0.082	0.090	92	mg/L
		Sodium	EPA 200.7	10.5	10.0	105	mg/L
		Strontium	EPA 200.7	1.03	1.00	103	mg/L
		Tin	EPA 200.7	0.977	1.00	98	mg/L
		Titanium	EPA 200.7	0.897	1.00	90	mg/L
		Vanadium	EPA 200.7	0.960	1.00	96	mg/L
		Zinc	EPA 200.7	0.995	1.00	100	mg/L
QC1104784	LCS 1	Aluminum	EPA 200.7	0.946	1.00	95	mg/L
		Barium	EPA 200.7	0.965	1.00	96	mg/L
		Beryllium	EPA 200.7	0.974	1.00	97	mg/L
		Bismuth	EPA 200.7	0.969	1.00	97	mg/L
		Boron	EPA 200.7	0.934	1.00	93	mg/L
		Cadmium	EPA 200.7	0.990	1.00	99	mg/L
		Calcium	EPA 200.7	9.72	10.0	97	mg/L
		Chromium	EPA 200.7	0.948	1.00	95	mg/L
		Cobalt	EPA 200.7	0.960	1.00	96	mg/L
		Copper	EPA 200.7	4.72	5.00	94	mg/L
		Gallium	EPA 200.7	0.949	1.00	95	mg/L
		Iron	EPA 200.7	0.876	1.00	88	mg/L
		Lithium	EPA 200.7	1.07	1.00	107	mg/L
		Magnesium	EPA 200.7	9.04	10.0	90	mg/L
		Manganese	EPA 200.7	0.982	1.00	98	mg/L
		Molybdenum	EPA 200.7	0.968	1.00	97	mg/L
		Nickel	EPA 200.7	4.85	5.00	97	mg/L
		Phosphorus	EPA 200.7	4.75	5.00	95	mg/L
		Potassium	EPA 200.7	10.5	10.0	105	mg/L
		Scandium	EPA 200.7	0.948	1.00	95	mg/L
		Silver	EPA 200.7	0.082	0.090	92	mg/L
		Sodium	EPA 200.7	10.5	10.0	105	mg/L
		Strontium	EPA 200.7	1.03	1.00	103	mg/L
		Tin	EPA 200.7	0.977	1.00	98	mg/L
		Titanium	EPA 200.7	0.897	1.00	90	mg/L
		Vanadium	EPA 200.7	0.960	1.00	96	mg/L

QCBatchID	QCType	Parameter	Method	Result	Actual	% Recovery	Units
		Zinc	EPA 200.7	0.995	1.00	100	mg/L
QC1104794	LCS 1	Mercury	EPA 200.8	0.001002	0.001	100	mg/L
		Antimony	EPA 200.8	0.0092	0.010	92	mg/L
		Arsenic	EPA 200.8	0.0477	0.050	95	mg/L
		Lead	EPA 200.8	0.0097	0.010	97	mg/L
		Selenium	EPA 200.8	0.0458	0.050	92	mg/L
		Thallium	EPA 200.8	0.0097	0.010	97	mg/L
		Uranium	EPA 200.8	0.0098	0.010	98	mg/L
QC1104799	LCS 1	Mercury	EPA 200.8	0.001010	0.001	101	mg/L
		Antimony	EPA 200.8	0.0103	0.010	103	mg/L
		Arsenic	EPA 200.8	0.0529	0.050	106	mg/L
		Lead	EPA 200.8	0.0101	0.010	101	mg/L
		Selenium	EPA 200.8	0.0492	0.050	98	mg/L
		Thallium	EPA 200.8	0.0101	0.010	101	mg/L
		Uranium	EPA 200.8	<0.0100	0.010	94	mg/L
QC1104800	LCS 1	Mercury	EPA 200.8	0.001010	0.001	101	mg/L
		Antimony	EPA 200.8	0.0103	0.010	103	mg/L
		Arsenic	EPA 200.8	0.0529	0.050	106	mg/L
		Lead	EPA 200.8	0.0101	0.010	101	mg/L
		Selenium	EPA 200.8	0.0492	0.050	98	mg/L
		Thallium	EPA 200.8	0.0101	0.010	101	mg/L
		Uranium	EPA 200.8	<0.0100	0.010	94	mg/L
QC1104802	LCS 1	Total Dissolved Solids (TDS)	SM 2540C	157	150	105	mg/L
QC1104802	LCS 2	Total Dissolved Solids (TDS)	SM 2540C	147	150	98	mg/L
QC1104813	LCS 1	Sulfate	EPA 300.0	24.8	25.0	99	mg/L
QC1104830	LCS 1	Aluminum	EPA 200.7	0.961	1.00	96	mg/L
		Barium	EPA 200.7	0.982	1.00	98	mg/L
		Beryllium	EPA 200.7	0.981	1.00	98	mg/L
		Bismuth	EPA 200.7	0.977	1.00	98	mg/L
		Boron	EPA 200.7	0.935	1.00	94	mg/L
		Cadmium	EPA 200.7	0.979	1.00	98	mg/L
		Calcium	EPA 200.7	10.2	10.0	102	mg/L
		Chromium	EPA 200.7	0.969	1.00	97	mg/L
		Cobalt	EPA 200.7	0.981	1.00	98	mg/L
		Copper	EPA 200.7	4.72	5.00	94	mg/L
		Gallium	EPA 200.7	0.979	1.00	98	mg/L
		Iron	EPA 200.7	1.02	1.00	102	mg/L
		Lithium	EPA 200.7	0.936	1.00	94	mg/L
		Magnesium	EPA 200.7	10.3	10.0	103	mg/L
		Manganese	EPA 200.7	0.979	1.00	98	mg/L
		Molybdenum	EPA 200.7	0.991	1.00	99	mg/L
		Nickel	EPA 200.7	4.88	5.00	98	mg/L
		Phosphorus	EPA 200.7	4.92	5.00	98	mg/L
		Potassium	EPA 200.7	9.61	10.0	96	mg/L
		Scandium	EPA 200.7	0.983	1.00	98	mg/L
		Silver	EPA 200.7	0.087	0.090	96	mg/L
		Sodium	EPA 200.7	9.67	10.0	97	mg/L
		Strontium	EPA 200.7	0.966	1.00	97	mg/L
		Tin	EPA 200.7	0.982	1.00	98	mg/L
		Titanium	EPA 200.7	1.01	1.00	101	mg/L
		Vanadium	EPA 200.7	0.976	1.00	98	mg/L
		Zinc	EPA 200.7	1.00	1.00	100	mg/L
QC1104845	LCS 1	Mercury	EPA 200.8	0.001011	0.001	101	mg/L
		Antimony	EPA 200.8	0.0096	0.010	96	mg/L
		Arsenic	EPA 200.8	0.0488	0.050	98	mg/L
		Lead	EPA 200.8	0.0100	0.010	100	mg/L

QCBatchID	QCType	Parameter	Method	Result	Actual	% Recovery	Units
		Selenium	EPA 200.8	0.0498	0.050	100	mg/L
		Thallium	EPA 200.8	0.0099	0.010	99	mg/L
		Uranium	EPA 200.8	<0.0100	0.010	97	mg/L

QCBatchID	QCType	Parameter	Method	Duplicate Sample	Sample Result	Duplicate Result		Units	RPD
QC1104687	Duplicate 1	pH	SM 4500-H+ B	1104339-002	6.05	6.14		pH Units	1 %
QC1104687	Duplicate 2	pH	SM 4500-H+ B	1104341-001	9.83	9.84		pH Units	<1%
QC1104687	Duplicate 3	pH	SM 4500-H+ B	1104346-001	7.54	7.61		pH Units	1 %
QC1104689	Duplicate 1	Bicarbonate (HCO3)	SM 2320B	1104339-002	1.43	1.33		mg/L	7 %
		Carbonate (CO3)	SM 2320B	1104339-002	<1.000	<1.000		mg/L	<1%
		Hydroxide (OH)	SM 2320B	1104339-002	<1.000	<1.000		mg/L	<1%
		Total Alkalinity	SM 2320B	1104339-002	1.17	1.09		mg/L as CaCO3	7 %
QC1104689	Duplicate 2	Bicarbonate (HCO3)	SM 2320B	1104341-001	47.9	45.2		mg/L	6 %
		Carbonate (CO3)	SM 2320B	1104341-001	248	249		mg/L	1 %
		Hydroxide (OH)	SM 2320B	1104341-001	<1.000	<1.000		mg/L	<1%
		Total Alkalinity	SM 2320B	1104341-001	450	451		mg/L as CaCO3	<1%
QC1104689	Duplicate 3	Bicarbonate (HCO3)	SM 2320B	1104346-001	44.3	44.3		mg/L	<1%
		Carbonate (CO3)	SM 2320B	1104346-001	<1.000	<1.000		mg/L	<1%
		Hydroxide (OH)	SM 2320B	1104346-001	<1.000	<1.000		mg/L	<1%
		Total Alkalinity	SM 2320B	1104346-001	36.3	36.4		mg/L as CaCO3	<1%
QC1104736	Duplicate 1	pH	SM 4500-H+ B	1104345-009	7.55	7.61		pH Units	1 %
QC1104736	Duplicate 2	pH	SM 4500-H+ B	1104353-001	9.21	9.22		pH Units	<1%
QC1104736	Duplicate 3	pH	SM 4500-H+ B	1104353-002	9.29	9.30		pH Units	<1%
QC1104736	Duplicate 4	pH	SM 4500-H+ B	1104356-005	7.14	7.13		pH Units	<1%
QC1104737	Duplicate 1	Bicarbonate (HCO3)	SM 2320B	1104345-009	71.3	71.4		mg/L	<1%
		Carbonate (CO3)	SM 2320B	1104345-009	<1.000	<1.000		mg/L	<1%
		Hydroxide (OH)	SM 2320B	1104345-009	<1.000	<1.000		mg/L	<1%
		Total Alkalinity	SM 2320B	1104345-009	58.5	58.5		mg/L as CaCO3	<1%
QC1104737	Duplicate 2	Bicarbonate (HCO3)	SM 2320B	1104353-001	146	144		mg/L	1 %
		Carbonate (CO3)	SM 2320B	1104353-001	59.9	60.8		mg/L	1 %
		Hydroxide (OH)	SM 2320B	1104353-001	<1.000	<1.000		mg/L	<1%
		Total Alkalinity	SM 2320B	1104353-001	219	219		mg/L as CaCO3	<1%
QC1104802	Duplicate 1	Total Dissolved Solids (TDS)	SM 2540C	1104284-001	62.0	58.0		mg/L	7 %
QC1104802	Duplicate 2	Total Dissolved Solids (TDS)	SM 2540C	1104284-002	195	178	Q	mg/L	9 %
QC1104802	Duplicate 3	Total Dissolved Solids (TDS)	SM 2540C	1104345-003	148	151		mg/L	2 %
QC1104802	Duplicate 4	Total Dissolved Solids (TDS)	SM 2540C	1104345-009	132	137		mg/L	4 %

QCBatchID	QCType	Parameter	Method	Spike Sample	Sample Result		MS Result	MSD Result	Spike Value	Units	MS % Rec.	MSD % Rec.	RPD
QC1104691	MS 1	Fluoride	EPA 300.0	1104345-001	1.33		3.03	3.05	2.00	mg/L	85	86	1 %
QC1104691	MS 2	Fluoride	EPA 300.0	1104345-011	1.90	M	3.46	3.47	2.00	mg/L	NC	NC	NC
QC1104693	MS 1	Chloride	EPA 300.0	1104345-001	<1.000		5.32	5.36	5.00	mg/L	105	106	1 %
QC1104693	MS 2	Chloride	EPA 300.0	1104345-011	<1.000		5.30	5.33	5.00	mg/L	104	105	1 %
QC1104695	MS 1	Nitrite Nitrogen	EPA 300.0	1104317-001	<0.025		0.496	0.503	0.500	mg/L	99	101	1 %
QC1104695	MS 2	Nitrite Nitrogen	EPA 300.0	1104345-001	<0.025		0.488	0.489	0.500	mg/L	98	98	<1%
QC1104696	MS 1	Nitrite Nitrogen	EPA 300.0	1104345-011	<0.025		0.468	0.501	0.500	mg/L	94	100	7 %
QC1104698	MS 1	Nitrate Nitrogen	EPA 300.0	1104317-001	<1.000		2.96	2.99	2.00	mg/L	99	100	1 %

QCBatchID	QCType	Parameter	Method	Spike Sample	Sample Result		MS Result	MSD Result	Spike Value	Units	MS % Rec.	MSD % Rec.	RPD
QC1104698	MS 2	Nitrate Nitrogen	EPA 300.0	1104345-001	<1.000		2.03	2.04	2.00	mg/L	100	100	<1%
QC1104699	MS 1	Nitrate Nitrogen	EPA 300.0	1104345-011	<1.000		2.01	2.03	2.00	mg/L	99	99	1 %
QC1104701	MS 1	Sulfate	EPA 300.0	1104345-001	101	SC	109	109	10.0	mg/L	NC	NC	NC
QC1104701	MS 2	Sulfate	EPA 300.0	1104345-011	117	SC	124	124	10.0	mg/L	NC	NC	NC
QC1104706	MS 1	Fluoride	EPA 300.0	1104345-021	1.90	M	3.47	3.46	2.00	mg/L	NC	NC	NC
QC1104707	MS 1	Chloride	EPA 300.0	1104345-021	<1.000		5.33	5.33	5.00	mg/L	105	105	<1%
QC1104707	MS 2	Chloride	EPA 300.0	1104350-006	300		57.4	57.2	5.00	mg/L	90	84	<1%
QC1104710	MS 1	Nitrite Nitrogen	EPA 300.0	1104345-021	<0.025		0.497	0.519	0.500	mg/L	99	104	4 %
QC1104710	MS 2	Nitrite Nitrogen	EPA 300.0	1104350-006	2.19		0.426	0.405	0.500	mg/L	85	81	5 %
QC1104711	MS 1	Nitrate Nitrogen	EPA 300.0	1104345-021	<1.000		2.03	2.02	2.00	mg/L	99	99	<1%
QC1104711	MS 2	Nitrate Nitrogen	EPA 300.0	1104350-006	4444		2.47	2.50	2.00	mg/L	101	102	1 %
QC1104712	MS 1	Sulfate	EPA 300.0	1104345-021	159	SC	164	164	10.0	mg/L	NC	NC	NC
QC1104761	MS 1	Aluminum, Dissolved	EPA 200.7	1104311-003	0.336	M	2.08	2.00	1.00	mg/L	NC	NC	NC
		Barium, Dissolved	EPA 200.7	1104311-003	0.013		0.971	0.964	1.00	mg/L	96	95	1 %
		Beryllium, Dissolved	EPA 200.7	1104311-003	<0.001		0.956	0.947	1.00	mg/L	96	95	1 %
		Bismuth, Dissolved	EPA 200.7	1104311-003	<0.100		0.974	0.965	1.00	mg/L	97	96	1 %
		Boron, Dissolved	EPA 200.7	1104311-003	<0.100		1.03	1.02	1.00	mg/L	96	95	1 %
		Cadmium, Dissolved	EPA 200.7	1104311-003	<0.001		0.970	0.956	1.00	mg/L	97	96	1 %
		Calcium, Dissolved	EPA 200.7	1104311-003	5.94		15.5	15.2	10.0	mg/L	96	93	2 %
		Chromium, Dissolved	EPA 200.7	1104311-003	<0.005		0.946	0.942	1.00	mg/L	95	94	<1%
		Cobalt, Dissolved	EPA 200.7	1104311-003	<0.010		0.960	0.950	1.00	mg/L	96	95	1 %
		Copper, Dissolved	EPA 200.7	1104311-003	<0.050		4.90	4.86	5.00	mg/L	98	97	1 %
		Gallium, Dissolved	EPA 200.7	1104311-003	<0.100		0.960	0.955	1.00	mg/L	96	95	1 %
		Iron, Dissolved	EPA 200.7	1104311-003	0.231		1.47	1.43	1.00	mg/L	124	120	3 %
		Lithium, Dissolved	EPA 200.7	1104311-003	<0.100		0.975	0.974	1.00	mg/L	97	97	<1%
		Magnesium, Dissolved	EPA 200.7	1104311-003	1.02		10.3	10.1	10.0	mg/L	93	91	2 %
		Manganese, Dissolved	EPA 200.7	1104311-003	0.007		0.968	0.951	1.00	mg/L	96	94	2 %
		Molybdenum, Dissolved	EPA 200.7	1104311-003	<0.010		0.956	0.936	1.00	mg/L	95	93	2 %
		Nickel, Dissolved	EPA 200.7	1104311-003	<0.010		4.75	4.70	5.00	mg/L	95	94	1 %
		Phosphorus, Dissolved	EPA 200.7	1104311-003	<0.500		4.82	4.72	5.00	mg/L	96	94	2 %
		Potassium, Dissolved	EPA 200.7	1104311-003	0.610		10.9	10.9	10.0	mg/L	103	103	<1%
		Scandium, Dissolved	EPA 200.7	1104311-003	<0.100		0.950	0.946	1.00	mg/L	95	95	<1%
		Silver, Dissolved	EPA 200.7	1104311-003	<0.005		0.088	0.087	0.090	mg/L	96	95	1 %
		Sodium, Dissolved	EPA 200.7	1104311-003	19.3		29.7	29.2	10.0	mg/L	104	99	2 %
		Strontium, Dissolved	EPA 200.7	1104311-003	<0.100		1.05	1.04	1.00	mg/L	100	99	1 %
		Tin, Dissolved	EPA 200.7	1104311-003	<0.100		0.934	0.913	1.00	mg/L	95	93	2 %
		Titanium, Dissolved	EPA 200.7	1104311-003	<0.100		0.956	0.957	1.00	mg/L	95	95	<1%
		Vanadium, Dissolved	EPA 200.7	1104311-003	<0.010		0.970	0.961	1.00	mg/L	97	96	1 %
		Zinc, Dissolved	EPA 200.7	1104311-003	0.042		1.03	1.01	1.00	mg/L	99	97	2 %
QC1104783	MS 1	Aluminum	EPA 200.7	1104330-002	0.072		1.06	1.04	1.00	mg/L	99	97	2 %
		Barium	EPA 200.7	1104330-002	<0.010		0.970	0.947	1.00	mg/L	96	94	2 %
		Beryllium	EPA 200.7	1104330-002	<0.001		0.999	0.994	1.00	mg/L	100	99	1 %
		Bismuth	EPA 200.7	1104330-002	<0.100		1.02	0.999	1.00	mg/L	104	102	2 %
		Boron	EPA 200.7	1104330-002	<0.100		0.969	0.958	1.00	mg/L	102	101	1 %
		Cadmium	EPA 200.7	1104330-002	0.002		1.01	0.980	1.00	mg/L	101	98	3 %
		Calcium	EPA 200.7	1104330-002	521	SC	562	572	10.0	mg/L	NC	NC	NC
		Chromium	EPA 200.7	1104330-002	<0.005		0.958	0.940	1.00	mg/L	96	94	2 %
		Cobalt	EPA 200.7	1104330-002	<0.010		0.970	0.948	1.00	mg/L	97	94	2 %
		Copper	EPA 200.7	1104330-002	<0.050		5.45	5.39	5.00	mg/L	109	108	1 %
		Gallium	EPA 200.7	1104330-002	<0.100		0.979	0.962	1.00	mg/L	97	95	2 %
		Iron	EPA 200.7	1104330-002	26.7	SC	29.3	30.2	1.00	mg/L	NC	NC	NC
		Lithium	EPA 200.7	1104330-002	<0.100		1.06	1.01	1.00	mg/L	106	101	5 %
		Magnesium	EPA 200.7	1104330-002	25.2		34.7	35.4	10.0	mg/L	95	102	2 %
		Manganese	EPA 200.7	1104330-002	0.925		1.96	1.93	1.00	mg/L	103	100	2 %
		Molybdenum	EPA 200.7	1104330-002	<0.010		0.995	0.972	1.00	mg/L	100	98	2 %

QCBatchID	QCType	Parameter	Method	Spike Sample	Sample Result		MS Result	MSD Result	Spike Value	Units	MS % Rec.	MSD % Rec.	RPD
		Nickel	EPA 200.7	1104330-002	<0.010		4.92	4.80	5.00	mg/L	98	96	2 %
		Phosphorus	EPA 200.7	1104330-002	<0.500		5.38	5.23	5.00	mg/L	108	105	3 %
		Potassium	EPA 200.7	1104330-002	8.78		20.8	20.2	10.0	mg/L	120	114	3 %
		Scandium	EPA 200.7	1104330-002	<0.100		0.961	0.956	1.00	mg/L	96	96	1 %
		Silver	EPA 200.7	1104330-002	<0.005		0.082	0.081	0.090	mg/L	97	95	1 %
		Sodium	EPA 200.7	1104330-002	23.2		34.6	34.2	10.0	mg/L	114	110	1 %
		Strontium	EPA 200.7	1104330-002	<0.100		0.988	0.964	1.00	mg/L	97	95	2 %
		Tin	EPA 200.7	1104330-002	<0.100		0.953	0.933	1.00	mg/L	104	102	2 %
		Titanium	EPA 200.7	1104330-002	<0.100		0.949	0.962	1.00	mg/L	95	97	1 %
		Vanadium	EPA 200.7	1104330-002	0.036		1.04	1.02	1.00	mg/L	100	98	2 %
		Zinc	EPA 200.7	1104330-002	0.211		1.23	1.20	1.00	mg/L	102	99	2 %
QC1104784	MS 1	Aluminum	EPA 200.7	1104330-001	1160	SC	1140	1110	1.00	mg/L	NC	NC	NC
		Barium	EPA 200.7	1104330-001	0.334	M	0.926	0.750	1.00	mg/L	NC	NC	NC
		Beryllium	EPA 200.7	1104330-001	<0.010		0.841	0.850	1.00	mg/L	83	84	1 %
		Bismuth	EPA 200.7	1104330-001	1.79		2.64	2.86	1.00	mg/L	85	107	8 %
		Boron	EPA 200.7	1104330-001	<1.000		0.907	1.22	1.00	mg/L	78	110	29 %
		Cadmium	EPA 200.7	1104330-001	2.16		2.95	2.91	1.00	mg/L	79	75	1 %
		Calcium	EPA 200.7	1104330-001	416	SC	387	414	10.0	mg/L	NC	NC	NC
		Chromium	EPA 200.7	1104330-001	0.063		0.865	0.936	1.00	mg/L	80	87	8 %
		Cobalt	EPA 200.7	1104330-001	21.5	SC	21.7	23.1	1.00	mg/L	NC	NC	NC
		Copper	EPA 200.7	1104330-001	156	SC	157	160	5.00	mg/L	NC	NC	NC
		Gallium	EPA 200.7	1104330-001	2.86		3.67	3.77	1.00	mg/L	81	91	3 %
		Iron	EPA 200.7	1104330-001	15600	SC	16300	16700	1.00	mg/L	NC	NC	NC
		Lithium	EPA 200.7	1104330-001	<1.000		2.04	1.80	1.00	mg/L	104	80	12 %
		Magnesium	EPA 200.7	1104330-001	1430	SC	1350	1620	10.0	mg/L	NC	NC	NC
		Manganese	EPA 200.7	1104330-001	129	SC	126	122	1.00	mg/L	NC	NC	NC
		Molybdenum	EPA 200.7	1104330-001	<0.100		0.238	0.262	1.00	mg/L	81	83	10 %
		Nickel	EPA 200.7	1104330-001	5.01		8.66	9.11	5.00	mg/L	73	82	5 %
		Phosphorus	EPA 200.7	1104330-001	13.6	M	16.9	17.8	5.00	mg/L	NC	NC	NC
		Potassium	EPA 200.7	1104330-001	<5.000		4.51	5.42	10.0	mg/L	96	105	18 %
		Scandium	EPA 200.7	1104330-001	<1.000		0.867	0.914	1.00	mg/L	85	89	5 %
		Silver	EPA 200.7	1104330-001	<0.050	M	-0.013	<0.050	0.090	mg/L	NC	NC	NC
		Sodium	EPA 200.7	1104330-001	7.59		17.2	17.9	10.0	mg/L	96	103	4 %
		Strontium	EPA 200.7	1104330-001	<1.000		0.912	0.842	1.00	mg/L	90	83	8 %
		Tin	EPA 200.7	1104330-001	<1.000	M	0.333	0.082	1.00	mg/L	NC	NC	NC
		Titanium	EPA 200.7	1104330-001	<1.000		0.885	1.02	1.00	mg/L	79	93	14 %
		Vanadium	EPA 200.7	1104330-001	0.528		1.35	1.40	1.00	mg/L	82	87	4 %
		Zinc	EPA 200.7	1104330-001	111	SC	109	115	1.00	mg/L	NC	NC	NC
QC1104794	MS 1	Uranium, Dissolved	EPA 200.8	1104311-003	<0.0100		0.0107	0.0108	0.010	mg/L	107	108	1 %
		Mercury, Dissolved	EPA 200.8	1104311-003	0.000818		0.002029	0.002035	0.001	mg/L	121	122	<1%
		Antimony, Dissolved	EPA 200.8	1104311-003	<0.0025		0.0106	0.0105	0.010	mg/L	92	90	1 %
		Arsenic, Dissolved	EPA 200.8	1104311-003	0.0124		0.0622	0.0619	0.050	mg/L	100	99	<1%
		Lead, Dissolved	EPA 200.8	1104311-003	0.0038		0.0155	0.0154	0.010	mg/L	116	115	1 %
		Selenium, Dissolved	EPA 200.8	1104311-003	<0.0050		0.0474	0.0467	0.050	mg/L	95	93	1 %
		Thallium, Dissolved	EPA 200.8	1104311-003	<0.0010		0.0101	0.0101	0.010	mg/L	101	101	<1%
QC1104799	MS 1	Mercury	EPA 200.8	1104330-002	<0.000100		0.000954	0.000954	0.001	mg/L	95	95	<1%
		Antimony	EPA 200.8	1104330-002	<0.0025		0.0102	0.0106	0.010	mg/L	100	104	4 %
		Arsenic	EPA 200.8	1104330-002	0.0694		0.1281	0.1294	0.050	mg/L	117	120	1 %
		Lead	EPA 200.8	1104330-002	<0.0025		0.0105	0.0105	0.010	mg/L	104	104	<1%
		Selenium	EPA 200.8	1104330-002	<0.0050		0.0602	0.0611	0.050	mg/L	112	114	1 %
		Thallium	EPA 200.8	1104330-002	<0.0010		0.0107	0.0105	0.010	mg/L	107	105	2 %
		Uranium	EPA 200.8	1104330-002	<0.0100		0.0113	0.0114	0.010	mg/L	113	114	1 %
QC1104800	MS 1	Mercury	EPA 200.8	1104330-001	<0.001000	M	<0.001000	<0.001000	0.001	mg/L	NC	NC	NC
		Antimony	EPA 200.8	1104330-001	<0.0100		0.0186	0.0190	0.010	mg/L	89	93	2 %
		Arsenic	EPA 200.8	1104330-001	0.2029		0.2625	0.2625	0.050	mg/L	119	119	<1%

QCBatchID	QCType	Parameter	Method	Spike Sample	Sample Result		MS Result	MSD Result	Spike Value	Units	MS % Rec.	MSD % Rec.	RPD
		Lead	EPA 200.8	1104330-001	0.0108		0.0192	0.0199	0.010	mg/L	84	91	4 %
		Selenium	EPA 200.8	1104330-001	0.1612	M	0.2305	0.2271	0.050	mg/L	NC	NC	NC
		Thallium	EPA 200.8	1104330-001	<0.0100		<0.0100	0.0103	0.010	mg/L	92	97	#Erro
		Uranium	EPA 200.8	1104330-001	0.4166	SC	0.4268	0.4442	0.010	mg/L	NC	NC	NC
QC1104813	MS 1	Sulfate	EPA 300.0	1104345-013	375		855	816	10.0	mg/L	82	74	5 %
QC1104813	MS 2	Sulfate	EPA 300.0	1104377-001	66.2	SC	73.8	74.1	10.0	mg/L	NC	NC	NC
QC1104830	MS 1	Aluminum	EPA 200.7	1104368-001	<0.045		0.952	0.938	1.00	mg/L	94	93	1 %
		Barium	EPA 200.7	1104368-001	0.014		0.993	0.981	1.00	mg/L	98	97	1 %
		Beryllium	EPA 200.7	1104368-001	<0.001		0.974	0.970	1.00	mg/L	97	97	<1%
		Bismuth	EPA 200.7	1104368-001	<0.100		0.979	0.964	1.00	mg/L	99	98	2 %
		Boron	EPA 200.7	1104368-001	<0.100		0.961	0.952	1.00	mg/L	96	95	1 %
		Cadmium	EPA 200.7	1104368-001	<0.001		0.968	0.956	1.00	mg/L	97	96	1 %
		Calcium	EPA 200.7	1104368-001	18.0		27.7	27.5	10.0	mg/L	97	95	1 %
		Chromium	EPA 200.7	1104368-001	<0.005		0.967	0.953	1.00	mg/L	97	95	1 %
		Cobalt	EPA 200.7	1104368-001	<0.010		0.949	0.936	1.00	mg/L	95	94	1 %
		Copper	EPA 200.7	1104368-001	<0.050		4.70	4.63	5.00	mg/L	94	93	2 %
		Gallium	EPA 200.7	1104368-001	<0.100		0.977	0.963	1.00	mg/L	98	96	1 %
		Iron	EPA 200.7	1104368-001	0.011		1.03	1.00	1.00	mg/L	102	99	3 %
		Lithium	EPA 200.7	1104368-001	<0.100		0.895	0.914	1.00	mg/L	89	91	2 %
		Magnesium	EPA 200.7	1104368-001	7.67		17.7	17.3	10.0	mg/L	100	96	2 %
		Manganese	EPA 200.7	1104368-001	<0.005		0.980	0.968	1.00	mg/L	98	97	1 %
		Molybdenum	EPA 200.7	1104368-001	<0.010		0.984	0.973	1.00	mg/L	99	98	1 %
		Nickel	EPA 200.7	1104368-001	<0.010		4.73	4.67	5.00	mg/L	95	93	1 %
		Phosphorus	EPA 200.7	1104368-001	<0.500		4.96	4.88	5.00	mg/L	97	95	2 %
		Potassium	EPA 200.7	1104368-001	3.46		12.8	13.0	10.0	mg/L	93	95	2 %
		Scandium	EPA 200.7	1104368-001	<0.100		0.973	0.966	1.00	mg/L	97	97	1 %
		Silver	EPA 200.7	1104368-001	<0.005		0.085	0.084	0.090	mg/L	93	92	1 %
		Sodium	EPA 200.7	1104368-001	5.58		15.0	15.3	10.0	mg/L	94	97	2 %
		Strontium	EPA 200.7	1104368-001	0.129		1.10	1.11	1.00	mg/L	97	98	1 %
		Tin	EPA 200.7	1104368-001	<0.100		0.928	0.923	1.00	mg/L	99	98	1 %
		Titanium	EPA 200.7	1104368-001	<0.100		1.00	0.986	1.00	mg/L	100	99	1 %
		Vanadium	EPA 200.7	1104368-001	0.015		0.990	0.977	1.00	mg/L	97	96	1 %
		Zinc	EPA 200.7	1104368-001	<0.010		0.983	0.973	1.00	mg/L	98	97	1 %
QC1104845	MS 1	Mercury	EPA 200.8	1104368-001	<0.000100		0.001009	0.001000	0.001	mg/L	101	100	1 %
		Antimony	EPA 200.8	1104368-001	<0.0025		0.0095	0.0094	0.010	mg/L	94	93	1 %
		Arsenic	EPA 200.8	1104368-001	<0.0050		0.0517	0.0505	0.050	mg/L	100	98	2 %
		Lead	EPA 200.8	1104368-001	<0.0025		0.0107	0.0105	0.010	mg/L	102	100	2 %
		Selenium	EPA 200.8	1104368-001	<0.0050		0.0487	0.0477	0.050	mg/L	97	95	2 %
		Thallium	EPA 200.8	1104368-001	<0.0010		0.0102	0.0101	0.010	mg/L	102	101	1 %
		Uranium	EPA 200.8	1104368-001	<0.0100		0.0104	0.0102	0.010	mg/L	100	98	2 %

WETLAB
WESTERN ENVIRONMENTAL
TESTING LABORATORY

475 E. Greg Street #119 | Sparks, Nevada 89431 | tel (775) 355-0202 | fax (775) 355-0817 | www.WETLaboratory.com

5/18/2011

McClelland Laboratory
1016 Greg Street
Sparks, NV 89431
Attn: Gene McClelland

OrderID: *1103402*

Dear: Gene McClelland

This is to transmit the attached analytical report. The analytical data and information contained therein was generated using specified or selected methods contained in references, such as Standard Methods for the Examination of Water and Wastewater, 18th & 19th editions, Methods for Determination of Organic Compounds in Drinking Water, EPA-600/4-79-020, and Test Methods for Evaluation of Solid Waste, Physical/Chemical Methods (SW846) Third Edition.

The samples were received by WETLAB-Western Environmental Testing Laboratory in good condition on 3/25/2011. Additional comments are located on page 2 of this report.

This is an amended report that includes results for Uranium as requested by the client. If you should have any questions or comments regarding this report, please do not hesitate to call.

Sincerely,

Andy Smith
QA Manager

Western Environmental Testing Laboratory
Report Comments

McClelland Laboratory - 1103402

General Comments

None

Specific Comments

The matrix spike/matrix spike duplicate (MS/MSD) values for the analysis of Fluoride on samples 1103402-001 and 011 were outside laboratory acceptance criteria; however, the relative percent difference (RPD) value was acceptable, indicating probable matrix interference. The reported result should be considered an estimate.

The result for the continuing calibration verification (CCV) sample during the analysis for Fluoride was outside WETLAB acceptance criteria. Reanalysis was performed and the same issue was encountered. The reported data for Fluoride on all samples should be considered estimates. We apologize for any inconvenience this may have caused.

The following is a synopsis of the reanalysis of Total Alkalinity, Bicarbonate, Carbonate and Hydroxide:
Sample 1103402-018 reanalysis results for Total Alkalinity, Bicarbonate, Carbonate and Hydroxide have been reported.
This reanalysis was performed past the EPA recommended holding time due to an unacceptable cation/anion balance using data obtained within the holding time. We apologize for any inconvenience this may cause.

Data Qualifier Legend

B – Blank contamination; Analyte detected above the method reporting limit in an associated blank

HT – Sample beld beyond the accepted holding time

J – The reported value is between the laboratory method detection limit and the laboratory practical quantitation limit

M – Reported value is estimated; The sample matrix interfered with the analysis

N – There was insufficient sample available to perform a spike and/or duplicate on this analytical batch.

NC – Not calculated due to matrix interference

Q – Reported value is estimated; The value failed to meet QC criteria for either precision or accuracy

SA – Reported value was calculated using the method of Standard Additions.

SC – Spike recovery not calculated. Sample concentration >4X the spike amount; therefore, the spike could not be adequately recovered.

Western Environmental Testing Laboratory
Analytical Report

McClelland Laboratory
1016 Greg Street
Sparks, NV 89431
Attn: Gene McClelland
Phone: (775) 356-1300 **Fax:** (775) 356-8917
PO\Project: *3438*

Date Printed: 5/18/2011
OrderID: *1103402*

Customer Sample ID: 604 562 WK:8
WETLAB Sample ID: 1103402-001

Collect Date/Time: 3/25/2011 09:00
Receive Date: 3/25/2011 15:35

PROFILE II

Parameter	Method	Results		Units	Reporting Limit	Date Analyzed
pH	SM 4500-H+ B	8.04		pH Units		3/25/2011
Bicarbonate (HCO3)	SM 2320B	100		mg/L	1.0	3/25/2011
Carbonate (CO3)	SM 2320B	<1.0		mg/L	1.0	3/25/2011
Hydroxide (OH)	SM 2320B	<1.0		mg/L	1.0	3/25/2011
Total Alkalinity	SM 2320B	85		mg/L as CaCO3	1.0	3/25/2011
Chloride	EPA 300.0	<1.00		mg/L	1.00	3/26/2011
Fluoride	EPA 300.0	1.4	M	mg/L	0.10	3/26/2011
Sulfate	EPA 300.0	110	SC	mg/L	1.0	3/26/2011
Nitrate Nitrogen	EPA 300.0	<1.0		mg/L	1.0	3/26/2011
Nitrite Nitrogen	EPA 300.0	<0.025		mg/L	0.025	3/26/2011
Total Dissolved Solids (TDS)	SM 2540C	240		mg/L	10	3/29/2011
Aluminum	EPA 200.7	<0.045		mg/L	0.045	4/6/2011
Barium	EPA 200.7	0.032		mg/L	0.010	4/6/2011
Beryllium	EPA 200.7	<0.0010		mg/L	0.0010	4/6/2011
Bismuth	EPA 200.7	<0.10		mg/L	0.10	4/6/2011
Boron	EPA 200.7	<0.10		mg/L	0.10	4/6/2011
Cadmium	EPA 200.7	<0.0010		mg/L	0.0010	4/6/2011
Calcium	EPA 200.7	52		mg/L	0.50	4/6/2011
Chromium	EPA 200.7	<0.0050		mg/L	0.0050	4/6/2011
Cobalt	EPA 200.7	<0.010		mg/L	0.010	4/6/2011
Copper	EPA 200.7	<0.050		mg/L	0.050	4/6/2011
Gallium	EPA 200.7	<0.10		mg/L	0.10	4/6/2011
Iron	EPA 200.7	<0.010		mg/L	0.010	4/6/2011
Lithium	EPA 200.7	<0.10		mg/L	0.10	4/6/2011
Magnesium	EPA 200.7	10		mg/L	0.50	4/6/2011
Manganese	EPA 200.7	0.32		mg/L	0.0050	4/6/2011
Molybdenum	EPA 200.7	<0.010		mg/L	0.010	4/6/2011
Nickel	EPA 200.7	<0.010		mg/L	0.010	4/6/2011
Phosphorus	EPA 200.7	<0.50		mg/L	0.50	4/6/2011
Potassium	EPA 200.7	6.7		mg/L	0.50	4/6/2011

Customer Sample ID: 604 562 WK:8 **Collect Date/Time:** 3/25/2011 09:00
WETLAB Sample ID: 1103402-001 **Receive Date:** 3/25/2011 15:35

PROFILE II

Parameter	Method	Results	Units	Reporting Limit	Date Analyzed
Scandium	EPA 200.7	<0.10	mg/L	0.10	4/6/2011
Silver	EPA 200.7	<0.0050	mg/L	0.0050	4/6/2011
Sodium	EPA 200.7	1.2	mg/L	0.50	4/6/2011
Strontium	EPA 200.7	0.51	mg/L	0.10	4/6/2011
Tin	EPA 200.7	<0.10	mg/L	0.10	4/6/2011
Titanium	EPA 200.7	<0.10	mg/L	0.10	4/6/2011
Vanadium	EPA 200.7	0.015	mg/L	0.010	4/6/2011
Zinc	EPA 200.7	0.011	mg/L	0.010	4/6/2011
Mercury	EPA 200.8	<0.00010	mg/L	0.00010	4/7/2011
Antimony	EPA 200.8	<0.0025	mg/L	0.0025	4/7/2011
Arsenic	EPA 200.8	<0.0050	mg/L	0.0050	4/7/2011
Lead	EPA 200.8	0.0031	mg/L	0.0025	4/7/2011
Selenium	EPA 200.8	<0.0050	mg/L	0.0050	4/7/2011
Thallium	EPA 200.8	<0.0010	mg/L	0.0010	4/7/2011
Uranium	EPA 200.8	<0.010	mg/L	0.010	4/7/2011
Anions	Calculation	4.00	meq/L	0.10	
Cations	Calculation	3.65	meq/L	0.10	
Error	Calculation	4.6	%	1.0	

Customer Sample ID: 604 569 WK:8 **Collect Date/Time:** 3/25/2011 09:00
WETLAB Sample ID: 1103402-002 **Receive Date:** 3/25/2011 15:35

PROFILE II

Parameter	Method	Results	Units	Reporting Limit	Date Analyzed
pH	SM 4500-H+ B	6.61	pH Units		3/25/2011
Bicarbonate (HCO3)	SM 2320B	56	mg/L	1.0	3/25/2011
Carbonate (CO3)	SM 2320B	<1.0	mg/L	1.0	3/25/2011
Hydroxide (OH)	SM 2320B	<1.0	mg/L	1.0	3/25/2011
Total Alkalinity	SM 2320B	46	mg/L as CaCO3	1.0	3/25/2011
Chloride	EPA 300.0	<1.00	mg/L	1.00	3/26/2011
Fluoride	EPA 300.0	1.3	mg/L	0.10	3/26/2011
Sulfate	EPA 300.0	36	mg/L	1.0	3/26/2011
Nitrate Nitrogen	EPA 300.0	<1.0	mg/L	1.0	3/26/2011
Nitrite Nitrogen	EPA 300.0	<0.025	mg/L	0.025	3/26/2011
Total Dissolved Solids (TDS)	SM 2540C	170	mg/L	10	3/29/2011
Aluminum	EPA 200.7	0.055	mg/L	0.045	4/6/2011
Barium	EPA 200.7	0.015	mg/L	0.010	4/6/2011
Beryllium	EPA 200.7	<0.0010	mg/L	0.0010	4/6/2011
Bismuth	EPA 200.7	<0.10	mg/L	0.10	4/6/2011
Boron	EPA 200.7	<0.10	mg/L	0.10	4/6/2011
Cadmium	EPA 200.7	<0.0010	mg/L	0.0010	4/6/2011

Customer Sample ID: 604 569 WK:8 **Collect Date/Time:** 3/25/2011 09:00
WETLAB Sample ID: 1103402-002 **Receive Date:** 3/25/2011 15:35

PROFILE II

Parameter	Method	Results	Units	Reporting Limit	Date Analyzed
Calcium	EPA 200.7	21	mg/L	0.50	4/6/2011
Chromium	EPA 200.7	<0.0050	mg/L	0.0050	4/6/2011
Cobalt	EPA 200.7	<0.010	mg/L	0.010	4/6/2011
Copper	EPA 200.7	<0.050	mg/L	0.050	4/6/2011
Gallium	EPA 200.7	<0.10	mg/L	0.10	4/6/2011
Iron	EPA 200.7	<0.010	mg/L	0.010	4/6/2011
Lithium	EPA 200.7	<0.10	mg/L	0.10	4/6/2011
Magnesium	EPA 200.7	5.7	mg/L	0.50	4/6/2011
Manganese	EPA 200.7	0.12	mg/L	0.0050	4/6/2011
Molybdenum	EPA 200.7	<0.010	mg/L	0.010	4/6/2011
Nickel	EPA 200.7	<0.010	mg/L	0.010	4/6/2011
Phosphorus	EPA 200.7	<0.50	mg/L	0.50	4/6/2011
Potassium	EPA 200.7	3.9	mg/L	0.50	4/6/2011
Scandium	EPA 200.7	<0.10	mg/L	0.10	4/6/2011
Silver	EPA 200.7	<0.0050	mg/L	0.0050	4/6/2011
Sodium	EPA 200.7	1.4	mg/L	0.50	4/6/2011
Strontium	EPA 200.7	0.17	mg/L	0.10	4/6/2011
Tin	EPA 200.7	<0.10	mg/L	0.10	4/6/2011
Titanium	EPA 200.7	<0.10	mg/L	0.10	4/6/2011
Vanadium	EPA 200.7	<0.010	mg/L	0.010	4/6/2011
Zinc	EPA 200.7	<0.010	mg/L	0.010	4/6/2011
Mercury	EPA 200.8	<0.00010	mg/L	0.00010	4/7/2011
Antimony	EPA 200.8	<0.0025	mg/L	0.0025	4/7/2011
Arsenic	EPA 200.8	<0.0050	mg/L	0.0050	4/7/2011
Lead	EPA 200.8	<0.0025	mg/L	0.0025	4/7/2011
Selenium	EPA 200.8	<0.0050	mg/L	0.0050	4/7/2011
Thallium	EPA 200.8	<0.0010	mg/L	0.0010	4/7/2011
Uranium	EPA 200.8	0.028	mg/L	0.010	4/7/2011
Anions	Calculation	1.74	meq/L	0.10	
Cations	Calculation	1.69	meq/L	0.10	
Error	Calculation	1.4	%	1.0	

Customer Sample ID: 604 606 WK:8 **Collect Date/Time:** 3/25/2011 09:00
WETLAB Sample ID: 1103402-003 **Receive Date:** 3/25/2011 15:35

PROFILE II

Parameter	Method	Results	Units	Reporting Limit	Date Analyzed
pH	SM 4500-H+ B	6.97	pH Units		3/25/2011
Bicarbonate (HCO3)	SM 2320B	85	mg/L	1.0	3/25/2011
Carbonate (CO3)	SM 2320B	<1.0	mg/L	1.0	3/25/2011
Hydroxide (OH)	SM 2320B	<1.0	mg/L	1.0	3/25/2011

Customer Sample ID: 604 606 WK:8 **Collect Date/Time:** 3/25/2011 09:00

WETLAB Sample ID: 1103402-003 **Receive Date:** 3/25/2011 15:35

PROFILE II

Parameter	Method	Results	Units	Reporting Limit	Date Analyzed
Total Alkalinity	SM 2320B	70	mg/L as CaCO3	1.0	3/25/2011
Chloride	EPA 300.0	<1.00	mg/L	1.00	3/26/2011
Fluoride	EPA 300.0	1.5	mg/L	0.10	3/26/2011
Sulfate	EPA 300.0	62	mg/L	1.0	3/26/2011
Nitrate Nitrogen	EPA 300.0	<1.0	mg/L	1.0	3/26/2011
Nitrite Nitrogen	EPA 300.0	<0.025	mg/L	0.025	3/26/2011
Total Dissolved Solids (TDS)	SM 2540C	180	mg/L	10	3/29/2011
Aluminum	EPA 200.7	<0.045	mg/L	0.045	4/6/2011
Barium	EPA 200.7	0.053	mg/L	0.010	4/6/2011
Beryllium	EPA 200.7	<0.0010	mg/L	0.0010	4/6/2011
Bismuth	EPA 200.7	<0.10	mg/L	0.10	4/6/2011
Boron	EPA 200.7	<0.10	mg/L	0.10	4/6/2011
Cadmium	EPA 200.7	<0.0010	mg/L	0.0010	4/6/2011
Calcium	EPA 200.7	38	mg/L	0.50	4/6/2011
Chromium	EPA 200.7	<0.0050	mg/L	0.0050	4/6/2011
Cobalt	EPA 200.7	<0.010	mg/L	0.010	4/6/2011
Copper	EPA 200.7	<0.050	mg/L	0.050	4/6/2011
Gallium	EPA 200.7	<0.10	mg/L	0.10	4/6/2011
Iron	EPA 200.7	<0.010	mg/L	0.010	4/6/2011
Lithium	EPA 200.7	<0.10	mg/L	0.10	4/6/2011
Magnesium	EPA 200.7	6.9	mg/L	0.50	4/6/2011
Manganese	EPA 200.7	0.055	mg/L	0.0050	4/6/2011
Molybdenum	EPA 200.7	<0.010	mg/L	0.010	4/6/2011
Nickel	EPA 200.7	<0.010	mg/L	0.010	4/6/2011
Phosphorus	EPA 200.7	<0.50	mg/L	0.50	4/6/2011
Potassium	EPA 200.7	7.6	mg/L	0.50	4/6/2011
Scandium	EPA 200.7	<0.10	mg/L	0.10	4/6/2011
Silver	EPA 200.7	<0.0050	mg/L	0.0050	4/6/2011
Sodium	EPA 200.7	1.8	mg/L	0.50	4/6/2011
Strontium	EPA 200.7	0.41	mg/L	0.10	4/6/2011
Tin	EPA 200.7	<0.10	mg/L	0.10	4/6/2011
Titanium	EPA 200.7	<0.10	mg/L	0.10	4/6/2011
Vanadium	EPA 200.7	0.011	mg/L	0.010	4/6/2011
Zinc	EPA 200.7	<0.010	mg/L	0.010	4/6/2011
Mercury	EPA 200.8	<0.00010	mg/L	0.00010	4/7/2011
Antimony	EPA 200.8	<0.0025	mg/L	0.0025	4/7/2011
Arsenic	EPA 200.8	<0.0050	mg/L	0.0050	4/7/2011
Lead	EPA 200.8	<0.0025	mg/L	0.0025	4/7/2011
Selenium	EPA 200.8	0.0076	mg/L	0.0050	4/8/2011
Thallium	EPA 200.8	<0.0010	mg/L	0.0010	4/7/2011
Uranium	EPA 200.8	0.055	mg/L	0.010	4/7/2011

Customer Sample ID: 604 606 WK:8 **Collect Date/Time:** 3/25/2011 09:00
WETLAB Sample ID: 1103402-003 **Receive Date:** 3/25/2011 15:35

PROFILE II

Parameter	Method	Results	Units	Reporting Limit	Date Analyzed
Anions	Calculation	2.76	meq/L	0.10	
Cations	Calculation	2.74	meq/L	0.10	
Error	Calculation	<1.0	%	1.0	

Customer Sample ID: 604 653 WK:8 **Collect Date/Time:** 3/25/2011 09:00
WETLAB Sample ID: 1103402-004 **Receive Date:** 3/25/2011 15:35

PROFILE II

Parameter	Method	Results	Units	Reporting Limit	Date Analyzed
pH	SM 4500-H+ B	7.16	pH Units		3/25/2011
Bicarbonate (HCO3)	SM 2320B	100	mg/L	1.0	3/25/2011
Carbonate (CO3)	SM 2320B	<1.0	mg/L	1.0	3/25/2011
Hydroxide (OH)	SM 2320B	<1.0	mg/L	1.0	3/25/2011
Total Alkalinity	SM 2320B	82	mg/L as CaCO3	1.0	3/25/2011
Chloride	EPA 300.0	<1.00	mg/L	1.00	3/26/2011
Fluoride	EPA 300.0	1.9	mg/L	0.10	3/26/2011
Sulfate	EPA 300.0	65	mg/L	1.0	3/26/2011
Nitrate Nitrogen	EPA 300.0	<1.0	mg/L	1.0	3/26/2011
Nitrite Nitrogen	EPA 300.0	<0.025	mg/L	0.025	3/26/2011
Total Dissolved Solids (TDS)	SM 2540C	210	mg/L	10	3/29/2011
Aluminum	EPA 200.7	<0.045	mg/L	0.045	4/6/2011
Barium	EPA 200.7	0.044	mg/L	0.010	4/6/2011
Beryllium	EPA 200.7	<0.0010	mg/L	0.0010	4/6/2011
Bismuth	EPA 200.7	<0.10	mg/L	0.10	4/6/2011
Boron	EPA 200.7	<0.10	mg/L	0.10	4/6/2011
Cadmium	EPA 200.7	<0.0010	mg/L	0.0010	4/6/2011
Calcium	EPA 200.7	42	mg/L	0.50	4/6/2011
Chromium	EPA 200.7	<0.0050	mg/L	0.0050	4/6/2011
Cobalt	EPA 200.7	<0.010	mg/L	0.010	4/6/2011
Copper	EPA 200.7	<0.050	mg/L	0.050	4/6/2011
Gallium	EPA 200.7	<0.10	mg/L	0.10	4/6/2011
Iron	EPA 200.7	<0.010	mg/L	0.010	4/6/2011
Lithium	EPA 200.7	<0.10	mg/L	0.10	4/6/2011
Magnesium	EPA 200.7	6.6	mg/L	0.50	4/6/2011
Manganese	EPA 200.7	0.35	mg/L	0.0050	4/6/2011
Molybdenum	EPA 200.7	0.013	mg/L	0.010	4/6/2011
Nickel	EPA 200.7	<0.010	mg/L	0.010	4/6/2011
Phosphorus	EPA 200.7	<0.50	mg/L	0.50	4/6/2011
Potassium	EPA 200.7	9.8	mg/L	0.50	4/6/2011
Scandium	EPA 200.7	<0.10	mg/L	0.10	4/6/2011
Silver	EPA 200.7	<0.0050	mg/L	0.0050	4/6/2011

Customer Sample ID: 604 653 WK:8 **Collect Date/Time:** 3/25/2011 09:00
WETLAB Sample ID: 1103402-004 **Receive Date:** 3/25/2011 15:35

PROFILE II

Parameter	Method	Results	Units	Reporting Limit	Date Analyzed
Sodium	EPA 200.7	2.2	mg/L	0.50	4/6/2011
Strontium	EPA 200.7	0.36	mg/L	0.10	4/6/2011
Tin	EPA 200.7	<0.10	mg/L	0.10	4/6/2011
Titanium	EPA 200.7	<0.10	mg/L	0.10	4/6/2011
Vanadium	EPA 200.7	<0.010	mg/L	0.010	4/6/2011
Zinc	EPA 200.7	<0.010	mg/L	0.010	4/6/2011
Mercury	EPA 200.8	<0.00010	mg/L	0.00010	4/7/2011
Antimony	EPA 200.8	<0.0025	mg/L	0.0025	4/7/2011
Arsenic	EPA 200.8	<0.0050	mg/L	0.0050	4/7/2011
Lead	EPA 200.8	<0.0025	mg/L	0.0025	4/7/2011
Selenium	EPA 200.8	<0.0050	mg/L	0.0050	4/7/2011
Thallium	EPA 200.8	<0.0010	mg/L	0.0010	4/7/2011
Uranium	EPA 200.8	0.023	mg/L	0.010	4/7/2011
Anions	Calculation	3.09	meq/L	0.10	
Cations	Calculation	3.00	meq/L	0.10	
Error	Calculation	1.5	%	1.0	

Customer Sample ID: 604 656 WK:8 **Collect Date/Time:** 3/25/2011 09:00
WETLAB Sample ID: 1103402-005 **Receive Date:** 3/25/2011 15:35

PROFILE II

Parameter	Method	Results	Units	Reporting Limit	Date Analyzed
pH	SM 4500-H+ B	7.35	pH Units		3/25/2011
Bicarbonate (HCO3)	SM 2320B	120	mg/L	1.0	3/25/2011
Carbonate (CO3)	SM 2320B	<1.0	mg/L	1.0	3/25/2011
Hydroxide (OH)	SM 2320B	<1.0	mg/L	1.0	3/25/2011
Total Alkalinity	SM 2320B	95	mg/L as CaCO3	1.0	3/25/2011
Chloride	EPA 300.0	<1.00	mg/L	1.00	3/26/2011
Fluoride	EPA 300.0	1.5	mg/L	0.10	3/26/2011
Sulfate	EPA 300.0	30	mg/L	1.0	3/26/2011
Nitrate Nitrogen	EPA 300.0	<1.0	mg/L	1.0	3/26/2011
Nitrite Nitrogen	EPA 300.0	<0.025	mg/L	0.025	3/26/2011
Total Dissolved Solids (TDS)	SM 2540C	170	mg/L	10	3/29/2011
Aluminum	EPA 200.7	<0.045	mg/L	0.045	4/6/2011
Barium	EPA 200.7	0.018	mg/L	0.010	4/6/2011
Beryllium	EPA 200.7	<0.0010	mg/L	0.0010	4/6/2011
Bismuth	EPA 200.7	<0.10	mg/L	0.10	4/6/2011
Boron	EPA 200.7	<0.10	mg/L	0.10	4/6/2011
Cadmium	EPA 200.7	<0.0010	mg/L	0.0010	4/6/2011
Calcium	EPA 200.7	32	mg/L	0.50	4/6/2011
Chromium	EPA 200.7	<0.0050	mg/L	0.0050	4/6/2011

Customer Sample ID: 604 656 WK:8 **Collect Date/Time:** 3/25/2011 09:00
WETLAB Sample ID: 1103402-005 **Receive Date:** 3/25/2011 15:35

PROFILE II

Parameter	Method	Results	Units	Reporting Limit	Date Analyzed
Cobalt	EPA 200.7	<0.010	mg/L	0.010	4/6/2011
Copper	EPA 200.7	<0.050	mg/L	0.050	4/6/2011
Gallium	EPA 200.7	<0.10	mg/L	0.10	4/6/2011
Iron	EPA 200.7	<0.010	mg/L	0.010	4/6/2011
Lithium	EPA 200.7	<0.10	mg/L	0.10	4/6/2011
Magnesium	EPA 200.7	6.2	mg/L	0.50	4/6/2011
Manganese	EPA 200.7	0.089	mg/L	0.0050	4/6/2011
Molybdenum	EPA 200.7	0.028	mg/L	0.010	4/6/2011
Nickel	EPA 200.7	<0.010	mg/L	0.010	4/6/2011
Phosphorus	EPA 200.7	<0.50	mg/L	0.50	4/6/2011
Potassium	EPA 200.7	12	mg/L	0.50	4/6/2011
Scandium	EPA 200.7	<0.10	mg/L	0.10	4/6/2011
Silver	EPA 200.7	<0.0050	mg/L	0.0050	4/6/2011
Sodium	EPA 200.7	1.8	mg/L	0.50	4/6/2011
Strontium	EPA 200.7	0.34	mg/L	0.10	4/6/2011
Tin	EPA 200.7	<0.10	mg/L	0.10	4/6/2011
Titanium	EPA 200.7	<0.10	mg/L	0.10	4/6/2011
Vanadium	EPA 200.7	0.078	mg/L	0.010	4/6/2011
Zinc	EPA 200.7	<0.010	mg/L	0.010	4/6/2011
Mercury	EPA 200.8	<0.00010	mg/L	0.00010	4/7/2011
Antimony	EPA 200.8	<0.0025	mg/L	0.0025	4/7/2011
Arsenic	EPA 200.8	<0.0050	mg/L	0.0050	4/7/2011
Lead	EPA 200.8	<0.0025	mg/L	0.0025	4/7/2011
Selenium	EPA 200.8	0.0053	mg/L	0.0050	4/7/2011
Thallium	EPA 200.8	<0.0010	mg/L	0.0010	4/7/2011
Uranium	EPA 200.8	0.038	mg/L	0.010	4/7/2011
Anions	Calculation	2.67	meq/L	0.10	
Cations	Calculation	2.50	meq/L	0.10	
Error	Calculation	3.4	%	1.0	

Customer Sample ID: 604 669 WK:8 **Collect Date/Time:** 3/25/2011 09:00
WETLAB Sample ID: 1103402-006 **Receive Date:** 3/25/2011 15:35

PROFILE II

Parameter	Method	Results	Units	Reporting Limit	Date Analyzed
pH	SM 4500-H+ B	8.49	pH Units		3/25/2011
Bicarbonate (HCO3)	SM 2320B	89	mg/L	1.0	3/25/2011
Carbonate (CO3)	SM 2320B	14	mg/L	1.0	3/25/2011
Hydroxide (OH)	SM 2320B	<1.0	mg/L	1.0	3/25/2011
Total Alkalinity	SM 2320B	96	mg/L as CaCO3	1.0	3/25/2011
Chloride	EPA 300.0	<1.00	mg/L	1.00	3/26/2011

Customer Sample ID: 604 669 WK:8 **Collect Date/Time:** 3/25/2011 09:00

WETLAB Sample ID: 1103402-006 **Receive Date:** 3/25/2011 15:35

PROFILE II

Parameter	Method	Results	Units	Reporting Limit	Date Analyzed
Fluoride	EPA 300.0	1.2	mg/L	0.10	3/26/2011
Sulfate	EPA 300.0	37	mg/L	1.0	3/26/2011
Nitrate Nitrogen	EPA 300.0	<1.0	mg/L	1.0	3/26/2011
Nitrite Nitrogen	EPA 300.0	<0.025	mg/L	0.025	3/26/2011
Total Dissolved Solids (TDS)	SM 2540C	170	mg/L	10	3/29/2011
Aluminum	EPA 200.7	<0.045	mg/L	0.045	4/6/2011
Barium	EPA 200.7	0.012	mg/L	0.010	4/6/2011
Beryllium	EPA 200.7	<0.0010	mg/L	0.0010	4/6/2011
Bismuth	EPA 200.7	<0.10	mg/L	0.10	4/6/2011
Boron	EPA 200.7	<0.10	mg/L	0.10	4/6/2011
Cadmium	EPA 200.7	<0.0010	mg/L	0.0010	4/6/2011
Calcium	EPA 200.7	32	mg/L	0.50	4/6/2011
Chromium	EPA 200.7	<0.0050	mg/L	0.0050	4/6/2011
Cobalt	EPA 200.7	<0.010	mg/L	0.010	4/6/2011
Copper	EPA 200.7	<0.050	mg/L	0.050	4/6/2011
Gallium	EPA 200.7	<0.10	mg/L	0.10	4/6/2011
Iron	EPA 200.7	<0.010	mg/L	0.010	4/6/2011
Lithium	EPA 200.7	<0.10	mg/L	0.10	4/6/2011
Magnesium	EPA 200.7	5.3	mg/L	0.50	4/6/2011
Manganese	EPA 200.7	0.39	mg/L	0.0050	4/6/2011
Molybdenum	EPA 200.7	0.016	mg/L	0.010	4/6/2011
Nickel	EPA 200.7	<0.010	mg/L	0.010	4/6/2011
Phosphorus	EPA 200.7	<0.50	mg/L	0.50	4/6/2011
Potassium	EPA 200.7	8.0	mg/L	0.50	4/6/2011
Scandium	EPA 200.7	<0.10	mg/L	0.10	4/6/2011
Silver	EPA 200.7	<0.0050	mg/L	0.0050	4/6/2011
Sodium	EPA 200.7	1.6	mg/L	0.50	4/6/2011
Strontium	EPA 200.7	0.30	mg/L	0.10	4/6/2011
Tin	EPA 200.7	<0.10	mg/L	0.10	4/6/2011
Titanium	EPA 200.7	<0.10	mg/L	0.10	4/6/2011
Vanadium	EPA 200.7	<0.010	mg/L	0.010	4/6/2011
Zinc	EPA 200.7	<0.010	mg/L	0.010	4/6/2011
Mercury	EPA 200.8	<0.00010	mg/L	0.00010	4/7/2011
Antimony	EPA 200.8	<0.0025	mg/L	0.0025	4/7/2011
Arsenic	EPA 200.8	<0.0050	mg/L	0.0050	4/7/2011
Lead	EPA 200.8	<0.0025	mg/L	0.0025	4/7/2011
Selenium	EPA 200.8	<0.0050	mg/L	0.0050	4/7/2011
Thallium	EPA 200.8	<0.0010	mg/L	0.0010	4/7/2011
Uranium	EPA 200.8	0.025	mg/L	0.010	4/7/2011
Anions	Calculation	2.76	meq/L	0.10	
Cations	Calculation	2.32	meq/L	0.10	

Customer Sample ID: 604 669 WK:8 **Collect Date/Time:** 3/25/2011 09:00
WETLAB Sample ID: 1103402-006 **Receive Date:** 3/25/2011 15:35

PROFILE II

Parameter	Method	Results	Units	Reporting Limit	Date Analyzed
Error	Calculation	8.6	%	1.0	

Customer Sample ID: 604 673 WK:8 **Collect Date/Time:** 3/25/2011 09:00
WETLAB Sample ID: 1103402-007 **Receive Date:** 3/25/2011 15:35

PROFILE II

Parameter	Method	Results	Units	Reporting Limit	Date Analyzed
pH	SM 4500-H+ B	6.52	pH Units		3/25/2011
Bicarbonate (HCO3)	SM 2320B	38	mg/L	1.0	3/25/2011
Carbonate (CO3)	SM 2320B	<1.0	mg/L	1.0	3/25/2011
Hydroxide (OH)	SM 2320B	<1.0	mg/L	1.0	3/25/2011
Total Alkalinity	SM 2320B	31	mg/L as CaCO3	1.0	3/25/2011
Chloride	EPA 300.0	<1.00	mg/L	1.00	3/26/2011
Fluoride	EPA 300.0	0.54	mg/L	0.10	3/26/2011
Sulfate	EPA 300.0	31	mg/L	1.0	3/26/2011
Nitrate Nitrogen	EPA 300.0	<1.0	mg/L	1.0	3/26/2011
Nitrite Nitrogen	EPA 300.0	<0.025	mg/L	0.025	3/26/2011
Total Dissolved Solids (TDS)	SM 2540C	110	mg/L	10	3/29/2011
Aluminum	EPA 200.7	<0.045	mg/L	0.045	4/6/2011
Barium	EPA 200.7	0.059	mg/L	0.010	4/6/2011
Beryllium	EPA 200.7	<0.0010	mg/L	0.0010	4/6/2011
Bismuth	EPA 200.7	<0.10	mg/L	0.10	4/6/2011
Boron	EPA 200.7	<0.10	mg/L	0.10	4/6/2011
Cadmium	EPA 200.7	<0.0010	mg/L	0.0010	4/6/2011
Calcium	EPA 200.7	18	mg/L	0.50	4/6/2011
Chromium	EPA 200.7	<0.0050	mg/L	0.0050	4/6/2011
Cobalt	EPA 200.7	<0.010	mg/L	0.010	4/6/2011
Copper	EPA 200.7	<0.050	mg/L	0.050	4/6/2011
Gallium	EPA 200.7	<0.10	mg/L	0.10	4/6/2011
Iron	EPA 200.7	<0.010	mg/L	0.010	4/6/2011
Lithium	EPA 200.7	<0.10	mg/L	0.10	4/6/2011
Magnesium	EPA 200.7	2.4	mg/L	0.50	4/6/2011
Manganese	EPA 200.7	0.016	mg/L	0.0050	4/6/2011
Molybdenum	EPA 200.7	0.042	mg/L	0.010	4/6/2011
Nickel	EPA 200.7	<0.010	mg/L	0.010	4/6/2011
Phosphorus	EPA 200.7	<0.50	mg/L	0.50	4/6/2011
Potassium	EPA 200.7	6.4	mg/L	0.50	4/6/2011
Scandium	EPA 200.7	<0.10	mg/L	0.10	4/6/2011
Silver	EPA 200.7	<0.0050	mg/L	0.0050	4/6/2011
Sodium	EPA 200.7	1.5	mg/L	0.50	4/6/2011
Strontium	EPA 200.7	0.16	mg/L	0.10	4/6/2011

Customer Sample ID: 604 673 WK:8 **Collect Date/Time:** 3/25/2011 09:00
WETLAB Sample ID: 1103402-007 **Receive Date:** 3/25/2011 15:35

PROFILE II

Parameter	Method	Results	Units	Reporting Limit	Date Analyzed
Tin	EPA 200.7	<0.10	mg/L	0.10	4/6/2011
Titanium	EPA 200.7	<0.10	mg/L	0.10	4/6/2011
Vanadium	EPA 200.7	<0.010	mg/L	0.010	4/6/2011
Zinc	EPA 200.7	<0.010	mg/L	0.010	4/6/2011
Mercury	EPA 200.8	<0.00010	mg/L	0.00010	4/7/2011
Antimony	EPA 200.8	<0.0025	mg/L	0.0025	4/7/2011
Arsenic	EPA 200.8	<0.0050	mg/L	0.0050	4/7/2011
Lead	EPA 200.8	<0.0025	mg/L	0.0025	4/7/2011
Selenium	EPA 200.8	<0.0050	mg/L	0.0050	4/7/2011
Thallium	EPA 200.8	<0.0010	mg/L	0.0010	4/7/2011
Uranium	EPA 200.8	0.015	mg/L	0.010	4/7/2011
Anions	Calculation	1.30	meq/L	0.10	
Cations	Calculation	1.33	meq/L	0.10	
Error	Calculation	1.1	%	1.0	

Customer Sample ID: 604 767 WK:8 **Collect Date/Time:** 3/25/2011 09:00
WETLAB Sample ID: 1103402-008 **Receive Date:** 3/25/2011 15:35

PROFILE II

Parameter	Method	Results	Units	Reporting Limit	Date Analyzed
pH	SM 4500-H+ B	6.61	pH Units		3/25/2011
Bicarbonate (HCO3)	SM 2320B	47	mg/L	1.0	3/25/2011
Carbonate (CO3)	SM 2320B	<1.0	mg/L	1.0	3/25/2011
Hydroxide (OH)	SM 2320B	<1.0	mg/L	1.0	3/25/2011
Total Alkalinity	SM 2320B	39	mg/L as CaCO3	1.0	3/25/2011
Chloride	EPA 300.0	<1.00	mg/L	1.00	3/26/2011
Fluoride	EPA 300.0	1.8	mg/L	0.10	3/26/2011
Sulfate	EPA 300.0	110	mg/L	1.0	3/26/2011
Nitrate Nitrogen	EPA 300.0	<1.0	mg/L	1.0	3/26/2011
Nitrite Nitrogen	EPA 300.0	<0.025	mg/L	0.025	3/26/2011
Total Dissolved Solids (TDS)	SM 2540C	250	mg/L	10	3/29/2011
Aluminum	EPA 200.7	<0.045	mg/L	0.045	4/6/2011
Barium	EPA 200.7	0.036	mg/L	0.010	4/6/2011
Beryllium	EPA 200.7	<0.0010	mg/L	0.0010	4/6/2011
Bismuth	EPA 200.7	<0.10	mg/L	0.10	4/6/2011
Boron	EPA 200.7	<0.10	mg/L	0.10	4/6/2011
Cadmium	EPA 200.7	<0.0010	mg/L	0.0010	4/6/2011
Calcium	EPA 200.7	44	mg/L	0.50	4/6/2011
Chromium	EPA 200.7	<0.0050	mg/L	0.0050	4/6/2011
Cobalt	EPA 200.7	<0.010	mg/L	0.010	4/6/2011
Copper	EPA 200.7	<0.050	mg/L	0.050	4/6/2011

Customer Sample ID: 604 767 WK:8 **Collect Date/Time:** 3/25/2011 09:00
WETLAB Sample ID: 1103402-008 **Receive Date:** 3/25/2011 15:35

PROFILE II

Parameter	Method	Results	Units	Reporting Limit	Date Analyzed
Gallium	EPA 200.7	<0.10	mg/L	0.10	4/6/2011
Iron	EPA 200.7	<0.010	mg/L	0.010	4/6/2011
Lithium	EPA 200.7	<0.10	mg/L	0.10	4/6/2011
Magnesium	EPA 200.7	9.2	mg/L	0.50	4/6/2011
Manganese	EPA 200.7	0.58	mg/L	0.0050	4/6/2011
Molybdenum	EPA 200.7	<0.010	mg/L	0.010	4/6/2011
Nickel	EPA 200.7	<0.010	mg/L	0.010	4/6/2011
Phosphorus	EPA 200.7	<0.50	mg/L	0.50	4/6/2011
Potassium	EPA 200.7	5.7	mg/L	0.50	4/6/2011
Scandium	EPA 200.7	<0.10	mg/L	0.10	4/6/2011
Silver	EPA 200.7	<0.0050	mg/L	0.0050	4/6/2011
Sodium	EPA 200.7	1.2	mg/L	0.50	4/6/2011
Strontium	EPA 200.7	0.34	mg/L	0.10	4/6/2011
Tin	EPA 200.7	<0.10	mg/L	0.10	4/6/2011
Titanium	EPA 200.7	<0.10	mg/L	0.10	4/6/2011
Vanadium	EPA 200.7	0.014	mg/L	0.010	4/6/2011
Zinc	EPA 200.7	0.022	mg/L	0.010	4/6/2011
Mercury	EPA 200.8	<0.00010	mg/L	0.00010	4/7/2011
Antimony	EPA 200.8	<0.0025	mg/L	0.0025	4/7/2011
Arsenic	EPA 200.8	<0.0050	mg/L	0.0050	4/7/2011
Lead	EPA 200.8	<0.0025	mg/L	0.0025	4/7/2011
Selenium	EPA 200.8	0.012	mg/L	0.0050	4/7/2011
Thallium	EPA 200.8	<0.0010	mg/L	0.0010	4/7/2011
Uranium	EPA 200.8	0.047	mg/L	0.010	4/7/2011
Anions	Calculation	3.16	meq/L	0.10	
Cations	Calculation	3.17	meq/L	0.10	
Error	Calculation	<1.0	%	1.0	

Customer Sample ID: 604 787 WK:8 **Collect Date/Time:** 3/25/2011 09:00
WETLAB Sample ID: 1103402-009 **Receive Date:** 3/25/2011 15:35

PROFILE II

Parameter	Method	Results	Units	Reporting Limit	Date Analyzed
pH	SM 4500-H+ B	6.91	pH Units		3/25/2011
Bicarbonate (HCO3)	SM 2320B	84	mg/L	1.0	3/25/2011
Carbonate (CO3)	SM 2320B	<1.0	mg/L	1.0	3/25/2011
Hydroxide (OH)	SM 2320B	<1.0	mg/L	1.0	3/25/2011
Total Alkalinity	SM 2320B	69	mg/L as CaCO3	1.0	3/25/2011
Chloride	EPA 300.0	<1.00	mg/L	1.00	3/26/2011
Fluoride	EPA 300.0	1.2	mg/L	0.10	3/26/2011
Sulfate	EPA 300.0	37	mg/L	1.0	3/26/2011

Customer Sample ID: 604 787 WK:8 **Collect Date/Time:** 3/25/2011 09:00

WETLAB Sample ID: 1103402-009 **Receive Date:** 3/25/2011 15:35

PROFILE II

Parameter	Method	Results	Units	Reporting Limit	Date Analyzed
Nitrate Nitrogen	EPA 300.0	<1.0	mg/L	1.0	3/26/2011
Nitrite Nitrogen	EPA 300.0	<0.025	mg/L	0.025	3/26/2011
Total Dissolved Solids (TDS)	SM 2540C	120	mg/L	10	3/29/2011
Aluminum	EPA 200.7	<0.045	mg/L	0.045	4/6/2011
Barium	EPA 200.7	<0.010	mg/L	0.010	4/6/2011
Beryllium	EPA 200.7	<0.0010	mg/L	0.0010	4/6/2011
Bismuth	EPA 200.7	<0.10	mg/L	0.10	4/6/2011
Boron	EPA 200.7	<0.10	mg/L	0.10	4/6/2011
Cadmium	EPA 200.7	<0.0010	mg/L	0.0010	4/6/2011
Calcium	EPA 200.7	31	mg/L	0.50	4/6/2011
Chromium	EPA 200.7	<0.0050	mg/L	0.0050	4/6/2011
Cobalt	EPA 200.7	<0.010	mg/L	0.010	4/6/2011
Copper	EPA 200.7	<0.050	mg/L	0.050	4/6/2011
Gallium	EPA 200.7	<0.10	mg/L	0.10	4/6/2011
Iron	EPA 200.7	<0.010	mg/L	0.010	4/6/2011
Lithium	EPA 200.7	<0.10	mg/L	0.10	4/6/2011
Magnesium	EPA 200.7	5.1	mg/L	0.50	4/6/2011
Manganese	EPA 200.7	0.086	mg/L	0.0050	4/6/2011
Molybdenum	EPA 200.7	0.022	mg/L	0.010	4/6/2011
Nickel	EPA 200.7	<0.010	mg/L	0.010	4/6/2011
Phosphorus	EPA 200.7	<0.50	mg/L	0.50	4/6/2011
Potassium	EPA 200.7	4.4	mg/L	0.50	4/6/2011
Scandium	EPA 200.7	<0.10	mg/L	0.10	4/6/2011
Silver	EPA 200.7	<0.0050	mg/L	0.0050	4/6/2011
Sodium	EPA 200.7	1.5	mg/L	0.50	4/6/2011
Strontium	EPA 200.7	0.25	mg/L	0.10	4/6/2011
Tin	EPA 200.7	<0.10	mg/L	0.10	4/6/2011
Titanium	EPA 200.7	<0.10	mg/L	0.10	4/6/2011
Vanadium	EPA 200.7	<0.010	mg/L	0.010	4/6/2011
Zinc	EPA 200.7	<0.010	mg/L	0.010	4/6/2011
Mercury	EPA 200.8	<0.00010	mg/L	0.00010	4/7/2011
Antimony	EPA 200.8	<0.0025	mg/L	0.0025	4/7/2011
Arsenic	EPA 200.8	<0.0050	mg/L	0.0050	4/7/2011
Lead	EPA 200.8	<0.0025	mg/L	0.0025	4/7/2011
Selenium	EPA 200.8	<0.0050	mg/L	0.0050	4/7/2011
Thallium	EPA 200.8	<0.0010	mg/L	0.0010	4/7/2011
Uranium	EPA 200.8	0.061	mg/L	0.010	4/7/2011
Anions	Calculation	2.21	meq/L	0.10	
Cations	Calculation	2.15	meq/L	0.10	
Error	Calculation	1.4	%	1.0	

Customer Sample ID: 604 811 WK:8 **Collect Date/Time:** 3/25/2011 09:00

WETLAB Sample ID: 1103402-010 **Receive Date:** 3/25/2011 15:35

PROFILE II

Parameter	Method	Results	Units	Reporting Limit	Date Analyzed
pH	SM 4500-H+ B	7.46	pH Units		3/25/2011
Bicarbonate (HCO3)	SM 2320B	130	mg/L	1.0	3/25/2011
Carbonate (CO3)	SM 2320B	<1.0	mg/L	1.0	3/25/2011
Hydroxide (OH)	SM 2320B	<1.0	mg/L	1.0	3/25/2011
Total Alkalinity	SM 2320B	110	mg/L as CaCO3	1.0	3/25/2011
Chloride	EPA 300.0	<1.00	mg/L	1.00	3/26/2011
Fluoride	EPA 300.0	1.9	mg/L	0.10	3/26/2011
Sulfate	EPA 300.0	37	mg/L	1.0	3/26/2011
Nitrate Nitrogen	EPA 300.0	<1.0	mg/L	1.0	3/26/2011
Nitrite Nitrogen	EPA 300.0	<0.025	mg/L	0.025	3/26/2011
Total Dissolved Solids (TDS)	SM 2540C	180	mg/L	10	3/29/2011
Aluminum	EPA 200.7	<0.045	mg/L	0.045	4/6/2011
Barium	EPA 200.7	<0.010	mg/L	0.010	4/6/2011
Beryllium	EPA 200.7	<0.0010	mg/L	0.0010	4/6/2011
Bismuth	EPA 200.7	<0.10	mg/L	0.10	4/6/2011
Boron	EPA 200.7	<0.10	mg/L	0.10	4/6/2011
Cadmium	EPA 200.7	<0.0010	mg/L	0.0010	4/6/2011
Calcium	EPA 200.7	40	mg/L	0.50	4/6/2011
Chromium	EPA 200.7	<0.0050	mg/L	0.0050	4/6/2011
Cobalt	EPA 200.7	<0.010	mg/L	0.010	4/6/2011
Copper	EPA 200.7	<0.050	mg/L	0.050	4/6/2011
Gallium	EPA 200.7	<0.10	mg/L	0.10	4/6/2011
Iron	EPA 200.7	<0.010	mg/L	0.010	4/6/2011
Lithium	EPA 200.7	<0.10	mg/L	0.10	4/6/2011
Magnesium	EPA 200.7	8.2	mg/L	0.50	4/6/2011
Manganese	EPA 200.7	0.056	mg/L	0.0050	4/6/2011
Molybdenum	EPA 200.7	0.016	mg/L	0.010	4/6/2011
Nickel	EPA 200.7	<0.010	mg/L	0.010	4/6/2011
Phosphorus	EPA 200.7	<0.50	mg/L	0.50	4/6/2011
Potassium	EPA 200.7	6.9	mg/L	0.50	4/6/2011
Scandium	EPA 200.7	<0.10	mg/L	0.10	4/6/2011
Silver	EPA 200.7	<0.0050	mg/L	0.0050	4/6/2011
Sodium	EPA 200.7	1.1	mg/L	0.50	4/6/2011
Strontium	EPA 200.7	0.57	mg/L	0.10	4/6/2011
Tin	EPA 200.7	<0.10	mg/L	0.10	4/6/2011
Titanium	EPA 200.7	<0.10	mg/L	0.10	4/6/2011
Vanadium	EPA 200.7	0.013	mg/L	0.010	4/6/2011
Zinc	EPA 200.7	<0.010	mg/L	0.010	4/6/2011
Mercury	EPA 200.8	<0.00010	mg/L	0.00010	4/7/2011
Antimony	EPA 200.8	<0.0025	mg/L	0.0025	4/7/2011
Arsenic	EPA 200.8	<0.0050	mg/L	0.0050	4/7/2011

Customer Sample ID: 604 811 WK:8 **Collect Date/Time:** 3/25/2011 09:00
WETLAB Sample ID: 1103402-010 **Receive Date:** 3/25/2011 15:35

PROFILE II

Parameter	Method	Results	Units	Reporting Limit	Date Analyzed
Lead	EPA 200.8	<0.0025	mg/L	0.0025	4/7/2011
Selenium	EPA 200.8	0.015	mg/L	0.0050	4/7/2011
Thallium	EPA 200.8	<0.0010	mg/L	0.0010	4/7/2011
Uranium	EPA 200.8	0.044	mg/L	0.010	4/7/2011
Anions	Calculation	3.00	meq/L	0.10	
Cations	Calculation	2.90	meq/L	0.10	
Error	Calculation	1.8	%	1.0	

Customer Sample ID: 604 854 WK:8 **Collect Date/Time:** 3/25/2011 09:00
WETLAB Sample ID: 1103402-011 **Receive Date:** 3/25/2011 15:35

PROFILE II

Parameter	Method	Results		Units	Reporting Limit	Date Analyzed
pH	SM 4500-H+ B	7.20		pH Units		3/25/2011
Bicarbonate (HCO3)	SM 2320B	110		mg/L	1.0	3/25/2011
Carbonate (CO3)	SM 2320B	<1.0		mg/L	1.0	3/25/2011
Hydroxide (OH)	SM 2320B	<1.0		mg/L	1.0	3/25/2011
Total Alkalinity	SM 2320B	92		mg/L as CaCO3	1.0	3/25/2011
Chloride	EPA 300.0	<1.00		mg/L	1.00	3/26/2011
Fluoride	EPA 300.0	2.3	M	mg/L	0.10	3/26/2011
Sulfate	EPA 300.0	64		mg/L	1.0	3/26/2011
Nitrate Nitrogen	EPA 300.0	<1.0		mg/L	1.0	3/26/2011
Nitrite Nitrogen	EPA 300.0	<0.025		mg/L	0.025	3/26/2011
Total Dissolved Solids (TDS)	SM 2540C	200		mg/L	10	3/29/2011
Aluminum	EPA 200.7	<0.045		mg/L	0.045	4/6/2011
Barium	EPA 200.7	0.046		mg/L	0.010	4/6/2011
Beryllium	EPA 200.7	<0.0010		mg/L	0.0010	4/6/2011
Bismuth	EPA 200.7	<0.10		mg/L	0.10	4/6/2011
Boron	EPA 200.7	<0.10		mg/L	0.10	4/6/2011
Cadmium	EPA 200.7	<0.0010		mg/L	0.0010	4/6/2011
Calcium	EPA 200.7	45		mg/L	0.50	4/6/2011
Chromium	EPA 200.7	<0.0050		mg/L	0.0050	4/6/2011
Cobalt	EPA 200.7	<0.010		mg/L	0.010	4/6/2011
Copper	EPA 200.7	0.077		mg/L	0.050	4/6/2011
Gallium	EPA 200.7	<0.10		mg/L	0.10	4/6/2011
Iron	EPA 200.7	<0.010		mg/L	0.010	4/6/2011
Lithium	EPA 200.7	<0.10		mg/L	0.10	4/6/2011
Magnesium	EPA 200.7	8.6		mg/L	0.50	4/6/2011
Manganese	EPA 200.7	0.22		mg/L	0.0050	4/6/2011
Molybdenum	EPA 200.7	0.022		mg/L	0.010	4/6/2011
Nickel	EPA 200.7	<0.010		mg/L	0.010	4/6/2011

Customer Sample ID: 604 854 WK:8 **Collect Date/Time:** 3/25/2011 09:00
WETLAB Sample ID: 1103402-011 **Receive Date:** 3/25/2011 15:35

PROFILE II

Parameter	Method	Results	Units	Reporting Limit	Date Analyzed
Phosphorus	EPA 200.7	<0.50	mg/L	0.50	4/6/2011
Potassium	EPA 200.7	7.9	mg/L	0.50	4/6/2011
Scandium	EPA 200.7	<0.10	mg/L	0.10	4/6/2011
Silver	EPA 200.7	<0.0050	mg/L	0.0050	4/6/2011
Sodium	EPA 200.7	0.93	mg/L	0.50	4/6/2011
Strontium	EPA 200.7	0.55	mg/L	0.10	4/6/2011
Tin	EPA 200.7	<0.10	mg/L	0.10	4/6/2011
Titanium	EPA 200.7	<0.10	mg/L	0.10	4/6/2011
Vanadium	EPA 200.7	0.013	mg/L	0.010	4/6/2011
Zinc	EPA 200.7	0.022	mg/L	0.010	4/6/2011
Mercury	EPA 200.8	<0.00010	mg/L	0.00010	4/7/2011
Antimony	EPA 200.8	<0.0025	mg/L	0.0025	4/7/2011
Arsenic	EPA 200.8	<0.0050	mg/L	0.0050	4/7/2011
Lead	EPA 200.8	<0.0025	mg/L	0.0025	4/7/2011
Selenium	EPA 200.8	0.0076	mg/L	0.0050	4/7/2011
Thallium	EPA 200.8	<0.0010	mg/L	0.0010	4/7/2011
Uranium	EPA 200.8	<0.010	mg/L	0.010	4/7/2011
Anions	Calculation	3.26	meq/L	0.10	
Cations	Calculation	3.21	meq/L	0.10	
Error	Calculation	<1.0	%	1.0	

Customer Sample ID: 604 862 WK:8 **Collect Date/Time:** 3/25/2011 09:00
WETLAB Sample ID: 1103402-012 **Receive Date:** 3/25/2011 15:35

PROFILE II

Parameter	Method	Results	Units	Reporting Limit	Date Analyzed
pH	SM 4500-H+ B	7.61	pH Units		3/25/2011
Bicarbonate (HCO3)	SM 2320B	150	mg/L	1.0	3/25/2011
Carbonate (CO3)	SM 2320B	<1.0	mg/L	1.0	3/25/2011
Hydroxide (OH)	SM 2320B	<1.0	mg/L	1.0	3/25/2011
Total Alkalinity	SM 2320B	120	mg/L as CaCO3	1.0	3/25/2011
Chloride	EPA 300.0	<1.00	mg/L	1.00	3/26/2011
Fluoride	EPA 300.0	2.3	mg/L	0.10	3/26/2011
Sulfate	EPA 300.0	43	mg/L	1.0	3/26/2011
Nitrate Nitrogen	EPA 300.0	<1.0	mg/L	1.0	3/26/2011
Nitrite Nitrogen	EPA 300.0	<0.025	mg/L	0.025	3/26/2011
Total Dissolved Solids (TDS)	SM 2540C	200	mg/L	10	3/29/2011
Aluminum	EPA 200.7	<0.045	mg/L	0.045	4/6/2011
Barium	EPA 200.7	0.010	mg/L	0.010	4/6/2011
Beryllium	EPA 200.7	<0.0010	mg/L	0.0010	4/6/2011
Bismuth	EPA 200.7	<0.10	mg/L	0.10	4/6/2011

Customer Sample ID: 604 862 WK:8 **Collect Date/Time:** 3/25/2011 09:00
WETLAB Sample ID: 1103402-012 **Receive Date:** 3/25/2011 15:35

PROFILE II

Parameter	Method	Results	Units	Reporting Limit	Date Analyzed
Boron	EPA 200.7	<0.10	mg/L	0.10	4/6/2011
Cadmium	EPA 200.7	<0.0010	mg/L	0.0010	4/6/2011
Calcium	EPA 200.7	49	mg/L	0.50	4/6/2011
Chromium	EPA 200.7	<0.0050	mg/L	0.0050	4/6/2011
Cobalt	EPA 200.7	<0.010	mg/L	0.010	4/6/2011
Copper	EPA 200.7	<0.050	mg/L	0.050	4/6/2011
Gallium	EPA 200.7	<0.10	mg/L	0.10	4/6/2011
Iron	EPA 200.7	<0.010	mg/L	0.010	4/6/2011
Lithium	EPA 200.7	<0.10	mg/L	0.10	4/6/2011
Magnesium	EPA 200.7	9.0	mg/L	0.50	4/6/2011
Manganese	EPA 200.7	0.022	mg/L	0.0050	4/6/2011
Molybdenum	EPA 200.7	0.017	mg/L	0.010	4/6/2011
Nickel	EPA 200.7	<0.010	mg/L	0.010	4/6/2011
Phosphorus	EPA 200.7	<0.50	mg/L	0.50	4/6/2011
Potassium	EPA 200.7	7.0	mg/L	0.50	4/6/2011
Scandium	EPA 200.7	<0.10	mg/L	0.10	4/6/2011
Silver	EPA 200.7	<0.0050	mg/L	0.0050	4/6/2011
Sodium	EPA 200.7	0.80	mg/L	0.50	4/6/2011
Strontium	EPA 200.7	1.0	mg/L	0.10	4/6/2011
Tin	EPA 200.7	<0.10	mg/L	0.10	4/6/2011
Titanium	EPA 200.7	<0.10	mg/L	0.10	4/6/2011
Vanadium	EPA 200.7	0.016	mg/L	0.010	4/6/2011
Zinc	EPA 200.7	<0.010	mg/L	0.010	4/6/2011
Mercury	EPA 200.8	<0.00010	mg/L	0.00010	4/7/2011
Antimony	EPA 200.8	<0.0025	mg/L	0.0025	4/7/2011
Arsenic	EPA 200.8	<0.0050	mg/L	0.0050	4/7/2011
Lead	EPA 200.8	<0.0025	mg/L	0.0025	4/7/2011
Selenium	EPA 200.8	<0.0050	mg/L	0.0050	4/7/2011
Thallium	EPA 200.8	<0.0010	mg/L	0.0010	4/7/2011
Uranium	EPA 200.8	0.015	mg/L	0.010	4/7/2011
Anions	Calculation	3.47	meq/L	0.10	
Cations	Calculation	3.40	meq/L	0.10	
Error	Calculation	1.1	%	1.0	

Customer Sample ID: 604 867 WK:8 **Collect Date/Time:** 3/25/2011 09:00
WETLAB Sample ID: 1103402-013 **Receive Date:** 3/25/2011 15:35

PROFILE II

Parameter	Method	Results		Units	Reporting Limit	Date Analyzed
pH	SM 4500-H+ B	7.52	Q	pH Units		3/25/2011
Bicarbonate (HCO3)	SM 2320B	150		mg/L	1.0	3/25/2011

Customer Sample ID: 604 867 WK:8 **Collect Date/Time:** 3/25/2011 09:00

WETLAB Sample ID: 1103402-013 **Receive Date:** 3/25/2011 15:35

PROFILE II

Parameter	Method	Results	Units	Reporting Limit	Date Analyzed
Carbonate (CO3)	SM 2320B	<1.0	mg/L	1.0	3/25/2011
Hydroxide (OH)	SM 2320B	<1.0	mg/L	1.0	3/25/2011
Total Alkalinity	SM 2320B	120	mg/L as CaCO3	1.0	3/25/2011
Chloride	EPA 300.0	<1.00	mg/L	1.00	3/26/2011
Fluoride	EPA 300.0	1.8	mg/L	0.10	3/26/2011
Sulfate	EPA 300.0	110	mg/L	1.0	3/26/2011
Nitrate Nitrogen	EPA 300.0	<1.0	mg/L	1.0	3/26/2011
Nitrite Nitrogen	EPA 300.0	<0.025	mg/L	0.025	3/26/2011
Total Dissolved Solids (TDS)	SM 2540C	330	mg/L	10	3/29/2011
Aluminum	EPA 200.7	<0.045	mg/L	0.045	4/6/2011
Barium	EPA 200.7	0.013	mg/L	0.010	4/6/2011
Beryllium	EPA 200.7	<0.0010	mg/L	0.0010	4/6/2011
Bismutb	EPA 200.7	<0.10	mg/L	0.10	4/6/2011
Boron	EPA 200.7	<0.10	mg/L	0.10	4/6/2011
Cadmium	EPA 200.7	<0.0010	mg/L	0.0010	4/6/2011
Calcium	EPA 200.7	83	mg/L	0.50	4/6/2011
Chromium	EPA 200.7	<0.0050	mg/L	0.0050	4/6/2011
Cobalt	EPA 200.7	<0.010	mg/L	0.010	4/6/2011
Copper	EPA 200.7	0.13	mg/L	0.050	4/6/2011
Gallium	EPA 200.7	<0.10	mg/L	0.10	4/6/2011
Iron	EPA 200.7	<0.010	mg/L	0.010	4/6/2011
Lithium	EPA 200.7	<0.10	mg/L	0.10	4/6/2011
Magnesium	EPA 200.7	4.6	mg/L	0.50	4/6/2011
Manganese	EPA 200.7	0.22	mg/L	0.0050	4/6/2011
Molybdenum	EPA 200.7	0.015	mg/L	0.010	4/6/2011
Nickel	EPA 200.7	<0.010	mg/L	0.010	4/6/2011
Phosphorus	EPA 200.7	<0.50	mg/L	0.50	4/6/2011
Potassium	EPA 200.7	6.1	mg/L	0.50	4/6/2011
Scandium	EPA 200.7	<0.10	mg/L	0.10	4/6/2011
Silver	EPA 200.7	<0.0050	mg/L	0.0050	4/6/2011
Sodium	EPA 200.7	0.78	mg/L	0.50	4/6/2011
Strontium	EPA 200.7	0.83	mg/L	0.10	4/6/2011
Tin	EPA 200.7	<0.10	mg/L	0.10	4/6/2011
Titanium	EPA 200.7	<0.10	mg/L	0.10	4/6/2011
Vanadium	EPA 200.7	<0.010	mg/L	0.010	4/6/2011
Zinc	EPA 200.7	<0.010	mg/L	0.010	4/6/2011
Mercury	EPA 200.8	<0.00010	mg/L	0.00010	4/7/2011
Antimony	EPA 200.8	<0.0025	mg/L	0.0025	4/7/2011
Arsenic	EPA 200.8	<0.0050	mg/L	0.0050	4/7/2011
Lead	EPA 200.8	<0.0025	mg/L	0.0025	4/7/2011
Selenium	EPA 200.8	0.0069	mg/L	0.0050	4/7/2011

Customer Sample ID: 604 867 WK:8 **Collect Date/Time:** 3/25/2011 09:00
WETLAB Sample ID: 1103402-013 **Receive Date:** 3/25/2011 15:35

PROFILE II

Parameter	Method	Results	Units	Reporting Limit	Date Analyzed
Thallium	EPA 200.8	<0.0010	mg/L	0.0010	4/7/2011
Uranium	EPA 200.8	<0.010	mg/L	0.010	4/7/2011
Anions	Calculation	4.84	meq/L	0.10	
Cations	Calculation	4.72	meq/L	0.10	
Error	Calculation	1.3	%	1.0	

Customer Sample ID: 605 033 WK:8 **Collect Date/Time:** 3/25/2011 09:00
WETLAB Sample ID: 1103402-014 **Receive Date:** 3/25/2011 15:35

PROFILE II

Parameter	Method	Results	Units	Reporting Limit	Date Analyzed
pH	SM 4500-H+ B	6.93	pH Units		3/25/2011
Bicarbonate (HCO3)	SM 2320B	74	mg/L	1.0	3/25/2011
Carbonate (CO3)	SM 2320B	<1.0	mg/L	1.0	3/25/2011
Hydroxide (OH)	SM 2320B	<1.0	mg/L	1.0	3/25/2011
Total Alkalinity	SM 2320B	61	mg/L as CaCO3	1.0	3/25/2011
Chloride	EPA 300.0	<1.00	mg/L	1.00	3/26/2011
Fluoride	EPA 300.0	2.0	mg/L	0.10	3/26/2011
Sulfate	EPA 300.0	52	mg/L	1.0	3/26/2011
Nitrate Nitrogen	EPA 300.0	<1.0	mg/L	1.0	3/26/2011
Nitrite Nitrogen	EPA 300.0	<0.025	mg/L	0.025	3/26/2011
Total Dissolved Solids (TDS)	SM 2540C	150	mg/L	10	3/29/2011
Aluminum	EPA 200.7	<0.045	mg/L	0.045	4/6/2011
Barium	EPA 200.7	0.029	mg/L	0.010	4/6/2011
Beryllium	EPA 200.7	<0.0010	mg/L	0.0010	4/6/2011
Bismuth	EPA 200.7	<0.10	mg/L	0.10	4/6/2011
Boron	EPA 200.7	<0.10	mg/L	0.10	4/6/2011
Cadmium	EPA 200.7	<0.0010	mg/L	0.0010	4/6/2011
Calcium	EPA 200.7	36	mg/L	0.50	4/6/2011
Chromium	EPA 200.7	<0.0050	mg/L	0.0050	4/6/2011
Cobalt	EPA 200.7	<0.010	mg/L	0.010	4/6/2011
Copper	EPA 200.7	<0.050	mg/L	0.050	4/6/2011
Gallium	EPA 200.7	<0.10	mg/L	0.10	4/6/2011
Iron	EPA 200.7	0.010	mg/L	0.010	4/6/2011
Lithium	EPA 200.7	<0.10	mg/L	0.10	4/6/2011
Magnesium	EPA 200.7	4.3	mg/L	0.50	4/6/2011
Manganese	EPA 200.7	0.059	mg/L	0.0050	4/6/2011
Molybdenum	EPA 200.7	0.017	mg/L	0.010	4/6/2011
Nickel	EPA 200.7	<0.010	mg/L	0.010	4/6/2011
Phosphorus	EPA 200.7	<0.50	mg/L	0.50	4/6/2011
Potassium	EPA 200.7	6.5	mg/L	0.50	4/6/2011

Customer Sample ID: 605 033 WK:8 **Collect Date/Time:** 3/25/2011 09:00
WETLAB Sample ID: 1103402-014 **Receive Date:** 3/25/2011 15:35

PROFILE II

Parameter	Method	Results	Units	Reporting Limit	Date Analyzed
Scandium	EPA 200.7	<0.10	mg/L	0.10	4/6/2011
Silver	EPA 200.7	<0.0050	mg/L	0.0050	4/6/2011
Sodium	EPA 200.7	1.4	mg/L	0.50	4/6/2011
Strontium	EPA 200.7	0.37	mg/L	0.10	4/6/2011
Tin	EPA 200.7	<0.10	mg/L	0.10	4/6/2011
Titanium	EPA 200.7	<0.10	mg/L	0.10	4/6/2011
Vanadium	EPA 200.7	0.022	mg/L	0.010	4/6/2011
Zinc	EPA 200.7	<0.010	mg/L	0.010	4/6/2011
Mercury	EPA 200.8	<0.00010	mg/L	0.00010	4/7/2011
Antimony	EPA 200.8	<0.0025	mg/L	0.0025	4/7/2011
Arsenic	EPA 200.8	<0.0050	mg/L	0.0050	4/7/2011
Lead	EPA 200.8	<0.0025	mg/L	0.0025	4/7/2011
Selenium	EPA 200.8	<0.0050	mg/L	0.0050	4/7/2011
Thallium	EPA 200.8	<0.0010	mg/L	0.0010	4/7/2011
Uranium	EPA 200.8	0.032	mg/L	0.010	4/7/2011
Anions	Calculation	2.40	meq/L	0.10	
Cations	Calculation	2.38	meq/L	0.10	
Error	Calculation	<1.0	%	1.0	

Customer Sample ID: 605 153 WK:8 **Collect Date/Time:** 3/25/2011 09:00
WETLAB Sample ID: 1103402-015 **Receive Date:** 3/25/2011 15:35

PROFILE II

Parameter	Method	Results	Units	Reporting Limit	Date Analyzed
pH	SM 4500-H+ B	6.95	pH Units		3/25/2011
Bicarbonate (HCO3)	SM 2320B	68	mg/L	1.0	3/25/2011
Carbonate (CO3)	SM 2320B	<1.0	mg/L	1.0	3/25/2011
Hydroxide (OH)	SM 2320B	<1.0	mg/L	1.0	3/25/2011
Total Alkalinity	SM 2320B	55	mg/L as CaCO3	1.0	3/25/2011
Chloride	EPA 300.0	<1.00	mg/L	1.00	3/26/2011
Fluoride	EPA 300.0	1.6	mg/L	0.10	3/26/2011
Sulfate	EPA 300.0	28	mg/L	1.0	3/26/2011
Nitrate Nitrogen	EPA 300.0	<1.0	mg/L	1.0	3/26/2011
Nitrite Nitrogen	EPA 300.0	<0.025	mg/L	0.025	3/26/2011
Total Dissolved Solids (TDS)	SM 2540C	100	mg/L	10	3/29/2011
Aluminum	EPA 200.7	0.055	mg/L	0.045	4/6/2011
Barium	EPA 200.7	0.10	mg/L	0.010	4/6/2011
Beryllium	EPA 200.7	<0.0010	mg/L	0.0010	4/6/2011
Bismuth	EPA 200.7	<0.10	mg/L	0.10	4/6/2011
Boron	EPA 200.7	<0.10	mg/L	0.10	4/6/2011
Cadmium	EPA 200.7	<0.0010	mg/L	0.0010	4/6/2011

Customer Sample ID: 605 153 WK:8 **Collect Date/Time:** 3/25/2011 09:00
WETLAB Sample ID: 1103402-015 **Receive Date:** 3/25/2011 15:35

PROFILE II

Parameter	Method	Results	Units	Reporting Limit	Date Analyzed
Calcium	EPA 200.7	22	mg/L	0.50	4/6/2011
Chromium	EPA 200.7	<0.0050	mg/L	0.0050	4/6/2011
Cobalt	EPA 200.7	<0.010	mg/L	0.010	4/6/2011
Copper	EPA 200.7	<0.050	mg/L	0.050	4/6/2011
Gallium	EPA 200.7	<0.10	mg/L	0.10	4/6/2011
Iron	EPA 200.7	<0.010	mg/L	0.010	4/6/2011
Lithium	EPA 200.7	<0.10	mg/L	0.10	4/6/2011
Magnesium	EPA 200.7	4.3	mg/L	0.50	4/6/2011
Manganese	EPA 200.7	0.044	mg/L	0.0050	4/6/2011
Molybdenum	EPA 200.7	<0.010	mg/L	0.010	4/6/2011
Nickel	EPA 200.7	<0.010	mg/L	0.010	4/6/2011
Phosphorus	EPA 200.7	<0.50	mg/L	0.50	4/6/2011
Potassium	EPA 200.7	6.1	mg/L	0.50	4/6/2011
Scandium	EPA 200.7	<0.10	mg/L	0.10	4/6/2011
Silver	EPA 200.7	<0.0050	mg/L	0.0050	4/6/2011
Sodium	EPA 200.7	1.7	mg/L	0.50	4/6/2011
Strontium	EPA 200.7	1.7	mg/L	0.10	4/6/2011
Tin	EPA 200.7	<0.10	mg/L	0.10	4/6/2011
Titanium	EPA 200.7	<0.10	mg/L	0.10	4/6/2011
Vanadium	EPA 200.7	<0.010	mg/L	0.010	4/6/2011
Zinc	EPA 200.7	<0.010	mg/L	0.010	4/6/2011
Mercury	EPA 200.8	<0.00010	mg/L	0.00010	4/7/2011
Antimony	EPA 200.8	<0.0025	mg/L	0.0025	4/7/2011
Arsenic	EPA 200.8	<0.0050	mg/L	0.0050	4/7/2011
Lead	EPA 200.8	<0.0025	mg/L	0.0025	4/7/2011
Selenium	EPA 200.8	<0.0050	mg/L	0.0050	4/7/2011
Thallium	EPA 200.8	<0.0010	mg/L	0.0010	4/7/2011
Uranium	EPA 200.8	0.020	mg/L	0.010	4/7/2011
Anions	Calculation	1.78	meq/L	0.10	
Cations	Calculation	1.69	meq/L	0.10	
Error	Calculation	2.7	%	1.0	

Customer Sample ID: SRK 0854 WK:8 **Collect Date/Time:** 3/25/2011 09:00
WETLAB Sample ID: 1103402-016 **Receive Date:** 3/25/2011 15:35

PROFILE II

Parameter	Method	Results	Units	Reporting Limit	Date Analyzed
pH	SM 4500-H+ B	4.90	pH Units		3/25/2011
Bicarbonate (HCO3)	SM 2320B	<1.0	mg/L	1.0	3/25/2011
Carbonate (CO3)	SM 2320B	<1.0	mg/L	1.0	3/25/2011
Hydroxide (OH)	SM 2320B	<1.0	mg/L	1.0	3/25/2011

Customer Sample ID: SRK 0854 WK:8 **Collect Date/Time:** 3/25/2011 09:00

WETLAB Sample ID: 1103402-016 **Receive Date:** 3/25/2011 15:35

PROFILE II

Parameter	Method	Results	Units	Reporting Limit	Date Analyzed
Total Alkalinity	SM 2320B	<1.0	mg/L as CaCO3	1.0	3/25/2011
Chloride	EPA 300.0	<1.00	mg/L	1.00	3/26/2011
Fluoride	EPA 300.0	0.45	mg/L	0.10	3/26/2011
Sulfate	EPA 300.0	160	mg/L	1.0	3/26/2011
Nitrate Nitrogen	EPA 300.0	<1.0	mg/L	1.0	3/26/2011
Nitrite Nitrogen	EPA 300.0	<0.025	mg/L	0.025	3/26/2011
Total Dissolved Solids (TDS)	SM 2540C	310	mg/L	10	3/29/2011
Aluminum	EPA 200.7	0.20	mg/L	0.045	4/6/2011
Barium	EPA 200.7	<0.010	mg/L	0.010	4/6/2011
Beryllium	EPA 200.7	<0.0010	mg/L	0.0010	4/6/2011
Bismuth	EPA 200.7	<0.10	mg/L	0.10	4/6/2011
Boron	EPA 200.7	<0.10	mg/L	0.10	4/6/2011
Cadmium	EPA 200.7	0.0059	mg/L	0.0010	4/6/2011
Calcium	EPA 200.7	37	mg/L	0.50	4/6/2011
Chromium	EPA 200.7	<0.0050	mg/L	0.0050	4/6/2011
Cobalt	EPA 200.7	0.020	mg/L	0.010	4/6/2011
Copper	EPA 200.7	34	mg/L	0.050	4/6/2011
Gallium	EPA 200.7	<0.10	mg/L	0.10	4/6/2011
Iron	EPA 200.7	<0.010	mg/L	0.010	4/6/2011
Lithium	EPA 200.7	<0.10	mg/L	0.10	4/6/2011
Magnesium	EPA 200.7	2.6	mg/L	0.50	4/6/2011
Manganese	EPA 200.7	0.60	mg/L	0.0050	4/6/2011
Molybdenum	EPA 200.7	<0.010	mg/L	0.010	4/6/2011
Nickel	EPA 200.7	0.012	mg/L	0.010	4/6/2011
Phosphorus	EPA 200.7	<0.50	mg/L	0.50	4/6/2011
Potassium	EPA 200.7	2.7	mg/L	0.50	4/6/2011
Scandium	EPA 200.7	<0.10	mg/L	0.10	4/6/2011
Silver	EPA 200.7	<0.0050	mg/L	0.0050	4/6/2011
Sodium	EPA 200.7	0.56	mg/L	0.50	4/6/2011
Strontium	EPA 200.7	0.15	mg/L	0.10	4/6/2011
Tin	EPA 200.7	<0.10	mg/L	0.10	4/6/2011
Titanium	EPA 200.7	<0.10	mg/L	0.10	4/6/2011
Vanadium	EPA 200.7	<0.010	mg/L	0.010	4/6/2011
Zinc	EPA 200.7	0.38	mg/L	0.010	4/6/2011
Mercury	EPA 200.8	<0.00010	mg/L	0.00010	4/7/2011
Antimony	EPA 200.8	<0.0025	mg/L	0.0025	4/7/2011
Arsenic	EPA 200.8	<0.0050	mg/L	0.0050	4/7/2011
Lead	EPA 200.8	0.0048	mg/L	0.0025	4/7/2011
Selenium	EPA 200.8	0.0078	mg/L	0.0050	4/7/2011
Thallium	EPA 200.8	<0.0010	mg/L	0.0010	4/7/2011
Uranium	EPA 200.8	<0.010	mg/L	0.010	4/7/2011

Customer Sample ID: SRK 0854 WK:8 **Collect Date/Time:** 3/25/2011 09:00
WETLAB Sample ID: 1103402-016 **Receive Date:** 3/25/2011 15:35

PROFILE II

Parameter	Method	Results	Units	Reporting Limit	Date Analyzed
Anions	Calculation	3.35	meq/L	0.10	
Cations	Calculation	3.28	meq/L	0.10	
Error	Calculation	1.1	%	1.0	

Customer Sample ID: SRK 0858 WK:8 **Collect Date/Time:** 3/25/2011 09:00
WETLAB Sample ID: 1103402-017 **Receive Date:** 3/25/2011 15:35

PROFILE II

Parameter	Method	Results	Units	Reporting Limit	Date Analyzed
pH	SM 4500-H+ B	4.30	pH Units		3/25/2011
Acidity (Titrimetric)	SM 2310B	6	mg/L as CaCO3		4/1/2011
Chloride	EPA 300.0	<1.00	mg/L	1.00	3/26/2011
Fluoride	EPA 300.0	5.0	mg/L	0.50	3/29/2011
Sulfate	EPA 300.0	97	mg/L	1.0	3/26/2011
Nitrate Nitrogen	EPA 300.0	<1.0	mg/L	1.0	3/26/2011
Nitrite Nitrogen	EPA 300.0	<0.025	mg/L	0.025	3/26/2011
Total Dissolved Solids (TDS)	SM 2540C	140	mg/L	10	3/29/2011
Aluminum	EPA 200.7	5.7	mg/L	0.045	4/6/2011
Barium	EPA 200.7	<0.010	mg/L	0.010	4/6/2011
Beryllium	EPA 200.7	0.0010	mg/L	0.0010	4/6/2011
Bismuth	EPA 200.7	<0.10	mg/L	0.10	4/6/2011
Boron	EPA 200.7	<0.10	mg/L	0.10	4/6/2011
Cadmium	EPA 200.7	<0.0010	mg/L	0.0010	4/6/2011
Calcium	EPA 200.7	18	mg/L	0.50	4/6/2011
Chromium	EPA 200.7	<0.0050	mg/L	0.0050	4/6/2011
Cobalt	EPA 200.7	0.014	mg/L	0.010	4/6/2011
Copper	EPA 200.7	6.1	mg/L	0.050	4/6/2011
Gallium	EPA 200.7	<0.10	mg/L	0.10	4/6/2011
Iron	EPA 200.7	0.072	mg/L	0.010	4/6/2011
Lithium	EPA 200.7	<0.10	mg/L	0.10	4/6/2011
Magnesium	EPA 200.7	1.0	mg/L	0.50	4/6/2011
Manganese	EPA 200.7	0.33	mg/L	0.0050	4/6/2011
Molybdenum	EPA 200.7	<0.010	mg/L	0.010	4/6/2011
Nickel	EPA 200.7	<0.010	mg/L	0.010	4/6/2011
Phosphorus	EPA 200.7	<0.50	mg/L	0.50	4/6/2011
Potassium	EPA 200.7	2.1	mg/L	0.50	4/6/2011
Scandium	EPA 200.7	<0.10	mg/L	0.10	4/6/2011
Silver	EPA 200.7	<0.0050	mg/L	0.0050	4/6/2011
Sodium	EPA 200.7	0.71	mg/L	0.50	4/6/2011
Strontium	EPA 200.7	<0.10	mg/L	0.10	4/6/2011
Tin	EPA 200.7	<0.10	mg/L	0.10	4/6/2011

Customer Sample ID: SRK 0858 WK:8 **Collect Date/Time:** 3/25/2011 09:00
WETLAB Sample ID: 1103402-017 **Receive Date:** 3/25/2011 15:35

PROFILE II

Parameter	Method	Results	Units	Reporting Limit	Date Analyzed
Titanium	EPA 200.7	<0.10	mg/L	0.10	4/6/2011
Vanadium	EPA 200.7	<0.010	mg/L	0.010	4/6/2011
Zinc	EPA 200.7	0.062	mg/L	0.010	4/6/2011
Mercury	EPA 200.8	<0.00010	mg/L	0.00010	4/7/2011
Antimony	EPA 200.8	<0.0025	mg/L	0.0025	4/7/2011
Arsenic	EPA 200.8	<0.0050	mg/L	0.0050	4/7/2011
Lead	EPA 200.8	<0.0025	mg/L	0.0025	4/7/2011
Selenium	EPA 200.8	<0.0050	mg/L	0.0050	4/7/2011
Thallium	EPA 200.8	<0.0010	mg/L	0.0010	4/7/2011
Uranium	EPA 200.8	<0.010	mg/L	0.010	4/7/2011
Anions	Calculation	2.28	meq/L	0.10	
Cations	Calculation	1.97	meq/L	0.10	
Error	Calculation	7.4	%	1.0	

Customer Sample ID: SRK 0864 WK:8 **Collect Date/Time:** 3/25/2011 09:00
WETLAB Sample ID: 1103402-018 **Receive Date:** 3/25/2011 15:35

PROFILE II

Parameter	Method	Results		Units	Reporting Limit	Date Analyzed
pH	SM 4500-H+ B	8.51		pH Units		3/25/2011
Bicarbonate (HCO3)	SM 2320B	30	HT	mg/L	1.0	4/12/2011
Carbonate (CO3)	SM 2320B	<1.0	HT	mg/L	1.0	4/12/2011
Hydroxide (OH)	SM 2320B	<1.0	HT	mg/L	1.0	4/12/2011
Total Alkalinity	SM 2320B	25	HT	mg/L as CaCO3	1.0	4/12/2011
Chloride	EPA 300.0	<1.00		mg/L	1.00	3/26/2011
Fluoride	EPA 300.0	2.0		mg/L	0.10	3/26/2011
Sulfate	EPA 300.0	7.7		mg/L	1.0	3/26/2011
Nitrate Nitrogen	EPA 300.0	3.1		mg/L	1.0	3/26/2011
Nitrite Nitrogen	EPA 300.0	0.27		mg/L	0.025	3/26/2011
Total Dissolved Solids (TDS)	SM 2540C	64		mg/L	10	3/29/2011
Aluminum	EPA 200.7	<0.045		mg/L	0.045	4/6/2011
Barium	EPA 200.7	0.011		mg/L	0.010	4/6/2011
Beryllium	EPA 200.7	<0.0010		mg/L	0.0010	4/6/2011
Bismuth	EPA 200.7	<0.10		mg/L	0.10	4/6/2011
Boron	EPA 200.7	<0.10		mg/L	0.10	4/6/2011
Cadmium	EPA 200.7	<0.0010		mg/L	0.0010	4/6/2011
Calcium	EPA 200.7	11		mg/L	0.50	4/6/2011
Chromium	EPA 200.7	<0.0050		mg/L	0.0050	4/6/2011
Cobalt	EPA 200.7	<0.010		mg/L	0.010	4/6/2011
Copper	EPA 200.7	<0.050		mg/L	0.050	4/6/2011
Gallium	EPA 200.7	<0.10		mg/L	0.10	4/6/2011

Customer Sample ID: SRK 0864 WK:8 **Collect Date/Time:** 3/25/2011 09:00
WETLAB Sample ID: 1103402-018 **Receive Date:** 3/25/2011 15:35

PROFILE II

Parameter	Method	Results	Units	Reporting Limit	Date Analyzed
Iron	EPA 200.7	<0.010	mg/L	0.010	4/6/2011
Lithium	EPA 200.7	<0.10	mg/L	0.10	4/6/2011
Magnesium	EPA 200.7	2.0	mg/L	0.50	4/6/2011
Manganese	EPA 200.7	<0.0050	mg/L	0.0050	4/6/2011
Molybdenum	EPA 200.7	0.027	mg/L	0.010	4/6/2011
Nickel	EPA 200.7	<0.010	mg/L	0.010	4/6/2011
Phosphorus	EPA 200.7	<0.50	mg/L	0.50	4/6/2011
Potassium	EPA 200.7	1.6	mg/L	0.50	4/6/2011
Scandium	EPA 200.7	<0.10	mg/L	0.10	4/6/2011
Silver	EPA 200.7	<0.0050	mg/L	0.0050	4/6/2011
Sodium	EPA 200.7	3.5	mg/L	0.50	4/6/2011
Strontium	EPA 200.7	<0.10	mg/L	0.10	4/6/2011
Tin	EPA 200.7	<0.10	mg/L	0.10	4/6/2011
Titanium	EPA 200.7	<0.10	mg/L	0.10	4/6/2011
Vanadium	EPA 200.7	0.011	mg/L	0.010	4/6/2011
Zinc	EPA 200.7	<0.010	mg/L	0.010	4/6/2011
Mercury	EPA 200.8	<0.00010	mg/L	0.00010	4/7/2011
Antimony	EPA 200.8	<0.0025	mg/L	0.0025	4/7/2011
Arsenic	EPA 200.8	<0.0050	mg/L	0.0050	4/7/2011
Lead	EPA 200.8	<0.0025	mg/L	0.0025	4/7/2011
Selenium	EPA 200.8	<0.0050	mg/L	0.0050	4/7/2011
Thallium	EPA 200.8	<0.0010	mg/L	0.0010	4/7/2011
Uranium	EPA 200.8	<0.010	mg/L	0.010	4/7/2011
Anions	Calculation	0.98	meq/L	0.10	
Cations	Calculation	0.91	meq/L	0.10	
Error	Calculation	3.8	%	1.0	

Customer Sample ID: SRK 0866 WK:8 **Collect Date/Time:** 3/25/2011 09:00
WETLAB Sample ID: 1103402-019 **Receive Date:** 3/25/2011 15:35

PROFILE II

Parameter	Method	Results	Units	Reporting Limit	Date Analyzed
pH	SM 4500-H+ B	6.30	pH Units		3/25/2011
Bicarbonate (HCO3)	SM 2320B	16	mg/L	1.0	3/25/2011
Carbonate (CO3)	SM 2320B	<1.0	mg/L	1.0	3/25/2011
Hydroxide (OH)	SM 2320B	<1.0	mg/L	1.0	3/25/2011
Total Alkalinity	SM 2320B	13	mg/L as CaCO3	1.0	3/25/2011
Chloride	EPA 300.0	<1.00	mg/L	1.00	3/26/2011
Fluoride	EPA 300.0	0.61	mg/L	0.10	3/26/2011
Sulfate	EPA 300.0	34	mg/L	1.0	3/26/2011
Nitrate Nitrogen	EPA 300.0	2.4	mg/L	1.0	3/26/2011

Customer Sample ID: SRK 0866 WK:8 **Collect Date/Time:** 3/25/2011 09:00

WETLAB Sample ID: 1103402-019 **Receive Date:** 3/25/2011 15:35

PROFILE II

Parameter	Method	Results	Units	Reporting Limit	Date Analyzed
Nitrite Nitrogen	EPA 300.0	0.54	mg/L	0.025	3/26/2011
Total Dissolved Solids (TDS)	SM 2540C	86	mg/L	10	3/29/2011
Aluminum	EPA 200.7	<0.045	mg/L	0.045	4/6/2011
Barium	EPA 200.7	<0.010	mg/L	0.010	4/6/2011
Beryllium	EPA 200.7	<0.0010	mg/L	0.0010	4/6/2011
Bismuth	EPA 200.7	<0.10	mg/L	0.10	4/6/2011
Boron	EPA 200.7	<0.10	mg/L	0.10	4/6/2011
Cadmium	EPA 200.7	<0.0010	mg/L	0.0010	4/6/2011
Calcium	EPA 200.7	17	mg/L	0.50	4/6/2011
Chromium	EPA 200.7	<0.0050	mg/L	0.0050	4/6/2011
Cobalt	EPA 200.7	<0.010	mg/L	0.010	4/6/2011
Copper	EPA 200.7	<0.050	mg/L	0.050	4/6/2011
Gallium	EPA 200.7	<0.10	mg/L	0.10	4/6/2011
Iron	EPA 200.7	<0.010	mg/L	0.010	4/6/2011
Lithium	EPA 200.7	<0.10	mg/L	0.10	4/6/2011
Magnesium	EPA 200.7	2.0	mg/L	0.50	4/6/2011
Manganese	EPA 200.7	0.011	mg/L	0.0050	4/6/2011
Molybdenum	EPA 200.7	0.028	mg/L	0.010	4/6/2011
Nickel	EPA 200.7	<0.010	mg/L	0.010	4/6/2011
Phosphorus	EPA 200.7	<0.50	mg/L	0.50	4/6/2011
Potassium	EPA 200.7	2.6	mg/L	0.50	4/6/2011
Scandium	EPA 200.7	<0.10	mg/L	0.10	4/6/2011
Silver	EPA 200.7	<0.0050	mg/L	0.0050	4/6/2011
Sodium	EPA 200.7	1.4	mg/L	0.50	4/6/2011
Strontium	EPA 200.7	0.18	mg/L	0.10	4/6/2011
Tin	EPA 200.7	<0.10	mg/L	0.10	4/6/2011
Titanium	EPA 200.7	<0.10	mg/L	0.10	4/6/2011
Vanadium	EPA 200.7	<0.010	mg/L	0.010	4/6/2011
Zinc	EPA 200.7	<0.010	mg/L	0.010	4/6/2011
Mercury	EPA 200.8	<0.00010	mg/L	0.00010	4/7/2011
Antimony	EPA 200.8	<0.0025	mg/L	0.0025	4/7/2011
Arsenic	EPA 200.8	<0.0050	mg/L	0.0050	4/7/2011
Lead	EPA 200.8	<0.0025	mg/L	0.0025	4/7/2011
Selenium	EPA 200.8	<0.0050	mg/L	0.0050	4/7/2011
Thallium	EPA 200.8	<0.0010	mg/L	0.0010	4/7/2011
Uranium	EPA 200.8	<0.010	mg/L	0.010	4/7/2011
Anions	Calculation	1.17	meq/L	0.10	
Cations	Calculation	1.14	meq/L	0.10	
Error	Calculation	1.4	%	1.0	

Customer Sample ID: SRK 0867 WK:8 **Collect Date/Time:** 3/25/2011 09:00

WETLAB Sample ID: 1103402-020 **Receive Date:** 3/25/2011 15:35

PROFILE II

Parameter	Method	Results	Units	Reporting Limit	Date Analyzed
pH	SM 4500-H+ B	6.43	pH Units		3/25/2011
Bicarbonate (HCO3)	SM 2320B	30	mg/L	1.0	3/25/2011
Carbonate (CO3)	SM 2320B	<1.0	mg/L	1.0	3/25/2011
Hydroxide (OH)	SM 2320B	<1.0	mg/L	1.0	3/25/2011
Total Alkalinity	SM 2320B	24	mg/L as CaCO3	1.0	3/25/2011
Chloride	EPA 300.0	<1.00	mg/L	1.00	3/26/2011
Fluoride	EPA 300.0	2.1	mg/L	0.10	3/26/2011
Sulfate	EPA 300.0	110	mg/L	1.0	3/26/2011
Nitrate Nitrogen	EPA 300.0	<1.0	mg/L	1.0	3/26/2011
Nitrite Nitrogen	EPA 300.0	<0.025	mg/L	0.025	3/26/2011
Total Dissolved Solids (TDS)	SM 2540C	210	mg/L	10	3/29/2011
Aluminum	EPA 200.7	<0.045	mg/L	0.045	4/6/2011
Barium	EPA 200.7	<0.010	mg/L	0.010	4/6/2011
Beryllium	EPA 200.7	<0.0010	mg/L	0.0010	4/6/2011
Bismuth	EPA 200.7	<0.10	mg/L	0.10	4/6/2011
Boron	EPA 200.7	<0.10	mg/L	0.10	4/6/2011
Cadmium	EPA 200.7	<0.0010	mg/L	0.0010	4/6/2011
Calcium	EPA 200.7	50	mg/L	0.50	4/6/2011
Chromium	EPA 200.7	<0.0050	mg/L	0.0050	4/6/2011
Cobalt	EPA 200.7	<0.010	mg/L	0.010	4/6/2011
Copper	EPA 200.7	<0.050	mg/L	0.050	4/6/2011
Gallium	EPA 200.7	<0.10	mg/L	0.10	4/6/2011
Iron	EPA 200.7	<0.010	mg/L	0.010	4/6/2011
Lithium	EPA 200.7	<0.10	mg/L	0.10	4/6/2011
Magnesium	EPA 200.7	2.7	mg/L	0.50	4/6/2011
Manganese	EPA 200.7	0.23	mg/L	0.0050	4/6/2011
Molybdenum	EPA 200.7	0.023	mg/L	0.010	4/6/2011
Nickel	EPA 200.7	<0.010	mg/L	0.010	4/6/2011
Phosphorus	EPA 200.7	<0.50	mg/L	0.50	4/6/2011
Potassium	EPA 200.7	1.7	mg/L	0.50	4/6/2011
Scandium	EPA 200.7	<0.10	mg/L	0.10	4/6/2011
Silver	EPA 200.7	<0.0050	mg/L	0.0050	4/6/2011
Sodium	EPA 200.7	0.76	mg/L	0.50	4/6/2011
Strontium	EPA 200.7	0.11	mg/L	0.10	4/6/2011
Tin	EPA 200.7	<0.10	mg/L	0.10	4/6/2011
Titanium	EPA 200.7	<0.10	mg/L	0.10	4/6/2011
Vanadium	EPA 200.7	<0.010	mg/L	0.010	4/6/2011
Zinc	EPA 200.7	<0.010	mg/L	0.010	4/6/2011
Mercury	EPA 200.8	<0.00010	mg/L	0.00010	4/7/2011
Antimony	EPA 200.8	0.0058	mg/L	0.0025	4/7/2011
Arsenic	EPA 200.8	<0.0050	mg/L	0.0050	4/7/2011

Customer Sample ID: SRK 0867 WK:8 **Collect Date/Time:** 3/25/2011 09:00
WETLAB Sample ID: 1103402-020 **Receive Date:** 3/25/2011 15:35

PROFILE II

Parameter	Method	Results	Units	Reporting Limit	Date Analyzed
Lead	EPA 200.8	<0.0025	mg/L	0.0025	4/7/2011
Selenium	EPA 200.8	<0.0050	mg/L	0.0050	4/7/2011
Thallium	EPA 200.8	<0.0010	mg/L	0.0010	4/7/2011
Uranium	EPA 200.8	<0.010	mg/L	0.010	4/7/2011
Anions	Calculation	2.89	meq/L	0.10	
Cations	Calculation	2.80	meq/L	0.10	
Error	Calculation	1.6	%	1.0	

Customer Sample ID: SRK 0872 WK:8 **Collect Date/Time:** 3/25/2011 09:00
WETLAB Sample ID: 1103402-021 **Receive Date:** 3/25/2011 15:35

PROFILE II

Parameter	Method	Results	Units	Reporting Limit	Date Analyzed
pH	SM 4500-H+ B	6.19	pH Units		3/25/2011
Bicarbonate (HCO3)	SM 2320B	11	mg/L	1.0	3/25/2011
Carbonate (CO3)	SM 2320B	<1.0	mg/L	1.0	3/25/2011
Hydroxide (OH)	SM 2320B	<1.0	mg/L	1.0	3/25/2011
Total Alkalinity	SM 2320B	8.9	mg/L as CaCO3	1.0	3/25/2011
Chloride	EPA 300.0	<1.00	mg/L	1.00	3/26/2011
Fluoride	EPA 300.0	1.3	mg/L	0.10	3/26/2011
Sulfate	EPA 300.0	380	mg/L	10	3/29/2011
Nitrate Nitrogen	EPA 300.0	<1.0	mg/L	1.0	3/26/2011
Nitrite Nitrogen	EPA 300.0	<0.025	mg/L	0.025	3/26/2011
Total Dissolved Solids (TDS)	SM 2540C	560	mg/L	10	3/29/2011
Aluminum	EPA 200.7	<0.045	mg/L	0.045	4/7/2011
Barium	EPA 200.7	<0.010	mg/L	0.010	4/7/2011
Beryllium	EPA 200.7	<0.0010	mg/L	0.0010	4/7/2011
Bismuth	EPA 200.7	<0.10	mg/L	0.10	4/7/2011
Boron	EPA 200.7	<0.10	mg/L	0.10	4/7/2011
Cadmium	EPA 200.7	<0.0010	mg/L	0.0010	4/7/2011
Calcium	EPA 200.7	140	mg/L	0.50	4/7/2011
Chromium	EPA 200.7	<0.0050	mg/L	0.0050	4/7/2011
Cobalt	EPA 200.7	<0.010	mg/L	0.010	4/7/2011
Copper	EPA 200.7	<0.050	mg/L	0.050	4/7/2011
Gallium	EPA 200.7	<0.10	mg/L	0.10	4/7/2011
Iron	EPA 200.7	<0.010	mg/L	0.010	4/7/2011
Lithium	EPA 200.7	<0.10	mg/L	0.10	4/7/2011
Magnesium	EPA 200.7	2.6	mg/L	0.50	4/7/2011
Manganese	EPA 200.7	0.37	mg/L	0.0050	4/7/2011
Molybdenum	EPA 200.7	0.013	mg/L	0.010	4/7/2011
Nickel	EPA 200.7	<0.010	mg/L	0.010	4/7/2011

Customer Sample ID: SRK 0872 WK:8 **Collect Date/Time:** 3/25/2011 09:00

WETLAB Sample ID: 1103402-021 **Receive Date:** 3/25/2011 15:35

PROFILE II

Parameter	Method	Results	Units	Reporting Limit	Date Analyzed
Phosphorus	EPA 200.7	<0.50	mg/L	0.50	4/7/2011
Potassium	EPA 200.7	1.0	mg/L	0.50	4/7/2011
Scandium	EPA 200.7	<0.10	mg/L	0.10	4/7/2011
Silver	EPA 200.7	<0.0050	mg/L	0.0050	4/7/2011
Sodium	EPA 200.7	<0.50	mg/L	0.50	4/7/2011
Strontium	EPA 200.7	<0.10	mg/L	0.10	4/7/2011
Tin	EPA 200.7	<0.10	mg/L	0.10	4/7/2011
Titanium	EPA 200.7	<0.10	mg/L	0.10	4/7/2011
Vanadium	EPA 200.7	<0.010	mg/L	0.010	4/7/2011
Zinc	EPA 200.7	<0.010	mg/L	0.010	4/7/2011
Mercury	EPA 200.8	<0.00010	mg/L	0.00010	4/7/2011
Antimony	EPA 200.8	<0.0025	mg/L	0.0025	4/7/2011
Arsenic	EPA 200.8	<0.0050	mg/L	0.0050	4/7/2011
Lead	EPA 200.8	<0.0025	mg/L	0.0025	4/7/2011
Selenium	EPA 200.8	<0.0050	mg/L	0.0050	4/7/2011
Thallium	EPA 200.8	<0.0010	mg/L	0.0010	4/7/2011
Uranium	EPA 200.8	<0.010	mg/L	0.010	4/7/2011
Anions	Calculation	8.16	meq/L	0.10	
Cations	Calculation	7.24	meq/L	0.10	
Error	Calculation	6.0	%	1.0	

Western Environmental Testing Laboratory
QC Report

QCBatchID	QCType	Parameter	Method	Result	Units
QC1103683	Blank 1	Fluoride	EPA 300.0	<0.10	mg/L
QC1103683	Blank 2	Fluoride	EPA 300.0	<0.10	mg/L
QC1103683	Blank 3	Fluoride	EPA 300.0	<0.10	mg/L
QC1103684	Blank 1	Fluoride	EPA 300.0	<0.10	mg/L
QC1103684	Blank 2	Fluoride	EPA 300.0	<0.10	mg/L
QC1103684	Blank 3	Fluoride	EPA 300.0	<0.10	mg/L
QC1103686	Blank 1	Chloride	EPA 300.0	<1.0	mg/L
QC1103686	Blank 2	Chloride	EPA 300.0	<1.0	mg/L
QC1103686	Blank 3	Chloride	EPA 300.0	<1.0	mg/L
QC1103687	Blank 1	Chloride	EPA 300.0	<1.0	mg/L
QC1103687	Blank 2	Chloride	EPA 300.0	<1.0	mg/L
QC1103687	Blank 3	Chloride	EPA 300.0	<1.0	mg/L
QC1103689	Blank 1	Nitrite Nitrogen	EPA 300.0	<0.025	mg/L
QC1103689	Blank 2	Nitrite Nitrogen	EPA 300.0	<0.025	mg/L
QC1103689	Blank 3	Nitrite Nitrogen	EPA 300.0	<0.025	mg/L
QC1103690	Blank 1	Nitrite Nitrogen	EPA 300.0	<0.025	mg/L
QC1103690	Blank 2	Nitrite Nitrogen	EPA 300.0	<0.025	mg/L
QC1103690	Blank 3	Nitrite Nitrogen	EPA 300.0	<0.025	mg/L
QC1103692	Blank 1	Nitrate Nitrogen	EPA 300.0	<1.0	mg/L
QC1103692	Blank 2	Nitrate Nitrogen	EPA 300.0	<1.0	mg/L
QC1103692	Blank 3	Nitrate Nitrogen	EPA 300.0	<1.0	mg/L
QC1103693	Blank 1	Nitrate Nitrogen	EPA 300.0	<1.0	mg/L
QC1103693	Blank 2	Nitrate Nitrogen	EPA 300.0	<1.0	mg/L
QC1103693	Blank 3	Nitrate Nitrogen	EPA 300.0	<1.0	mg/L
QC1103695	Blank 1	Sulfate	EPA 300.0	<1.0	mg/L
QC1103695	Blank 2	Sulfate	EPA 300.0	<1.0	mg/L
QC1103695	Blank 3	Sulfate	EPA 300.0	<1.0	mg/L
QC1103696	Blank 1	Sulfate	EPA 300.0	<1.0	mg/L
QC1103696	Blank 2	Sulfate	EPA 300.0	<1.0	mg/L
QC1103696	Blank 3	Sulfate	EPA 300.0	<1.0	mg/L
QC1103725	Blank 1	Fluoride	EPA 300.0	<0.10	mg/L
QC1103725	Blank 2	Fluoride	EPA 300.0	<0.10	mg/L
QC1103725	Blank 3	Fluoride	EPA 300.0	<0.10	mg/L
QC1103735	Blank 1	Sulfate	EPA 300.0	<1.0	mg/L
QC1103735	Blank 2	Sulfate	EPA 300.0	<1.0	mg/L
QC1103820	Blank 1	Total Dissolved Solids (TDS)	SM 2540C	<10	mg/L
QC1103820	Blank 2	Total Dissolved Solids (TDS)	SM 2540C	<10	mg/L
QC1104161	Blank 1	Aluminum, Dissolved	EPA 200.7	<0.045	mg/L
		Barium, Dissolved	EPA 200.7	<0.010	mg/L
		Beryllium, Dissolved	EPA 200.7	<0.0010	mg/L
		Bismuth, Dissolved	EPA 200.7	<0.10	mg/L
		Boron, Dissolved	EPA 200.7	<0.10	mg/L
		Cadmium, Dissolved	EPA 200.7	<0.0010	mg/L
		Calcium, Dissolved	EPA 200.7	<0.50	mg/L
		Chromium, Dissolved	EPA 200.7	<0.0050	mg/L
		Cobalt, Dissolved	EPA 200.7	<0.010	mg/L
		Copper, Dissolved	EPA 200.7	<0.050	mg/L
		Gallium, Dissolved	EPA 200.7	<0.10	mg/L
		Iron, Dissolved	EPA 200.7	<0.010	mg/L
		Lithium, Dissolved	EPA 200.7	<0.10	mg/L

QCBatchID	QCType	Parameter	Method	Result	Units
		Magnesium, Dissolved	EPA 200.7	<0.50	mg/L
		Manganese, Dissolved	EPA 200.7	<0.0050	mg/L
		Molybdenum, Dissolved	EPA 200.7	<0.010	mg/L
		Nickel, Dissolved	EPA 200.7	<0.010	mg/L
		Phosphorus, Dissolved	EPA 200.7	<0.50	mg/L
		Potassium, Dissolved	EPA 200.7	<0.50	mg/L
		Scandium, Dissolved	EPA 200.7	<0.10	mg/L
		Silver, Dissolved	EPA 200.7	<0.0050	mg/L
		Sodium, Dissolved	EPA 200.7	<0.50	mg/L
		Strontium, Dissolved	EPA 200.7	<0.10	mg/L
		Tin, Dissolved	EPA 200.7	<0.10	mg/L
		Titanium, Dissolved	EPA 200.7	<0.10	mg/L
		Vanadium, Dissolved	EPA 200.7	<0.010	mg/L
		Zinc, Dissolved	EPA 200.7	<0.010	mg/L
QC1104162	Blank 1	Aluminum, Dissolved	EPA 200.7	<0.045	mg/L
		Barium, Dissolved	EPA 200.7	<0.010	mg/L
		Beryllium, Dissolved	EPA 200.7	<0.0010	mg/L
		Bismuth, Dissolved	EPA 200.7	<0.10	mg/L
		Boron, Dissolved	EPA 200.7	<0.10	mg/L
		Cadmium, Dissolved	EPA 200.7	<0.0010	mg/L
		Calcium, Dissolved	EPA 200.7	<0.50	mg/L
		Chromium, Dissolved	EPA 200.7	<0.0050	mg/L
		Cobalt, Dissolved	EPA 200.7	<0.010	mg/L
		Copper, Dissolved	EPA 200.7	<0.050	mg/L
		Gallium, Dissolved	EPA 200.7	<0.10	mg/L
		Iron, Dissolved	EPA 200.7	<0.010	mg/L
		Lithium, Dissolved	EPA 200.7	<0.10	mg/L
		Magnesium, Dissolved	EPA 200.7	<0.50	mg/L
		Manganese, Dissolved	EPA 200.7	<0.0050	mg/L
		Molybdenum, Dissolved	EPA 200.7	<0.010	mg/L
		Nickel, Dissolved	EPA 200.7	<0.010	mg/L
		Phosphorus, Dissolved	EPA 200.7	<0.50	mg/L
		Potassium, Dissolved	EPA 200.7	<0.50	mg/L
		Scandium, Dissolved	EPA 200.7	<0.10	mg/L
		Silver, Dissolved	EPA 200.7	<0.0050	mg/L
		Sodium, Dissolved	EPA 200.7	<0.50	mg/L
		Strontium, Dissolved	EPA 200.7	<0.10	mg/L
		Tin, Dissolved	EPA 200.7	<0.10	mg/L
		Titanium, Dissolved	EPA 200.7	<0.10	mg/L
		Vanadium, Dissolved	EPA 200.7	<0.010	mg/L
		Zinc, Dissolved	EPA 200.7	<0.010	mg/L
QC1104163	Blank 1	Aluminum, Dissolved	EPA 200.7	<0.045	mg/L
		Barium, Dissolved	EPA 200.7	<0.010	mg/L
		Beryllium, Dissolved	EPA 200.7	<0.0010	mg/L
		Bismuth, Dissolved	EPA 200.7	<0.10	mg/L
		Boron, Dissolved	EPA 200.7	<0.10	mg/L
		Cadmium, Dissolved	EPA 200.7	<0.0010	mg/L
		Calcium, Dissolved	EPA 200.7	<0.50	mg/L
		Chromium, Dissolved	EPA 200.7	<0.0050	mg/L
		Cobalt, Dissolved	EPA 200.7	<0.010	mg/L
		Copper, Dissolved	EPA 200.7	<0.050	mg/L
		Gallium, Dissolved	EPA 200.7	<0.10	mg/L
		Iron, Dissolved	EPA 200.7	<0.010	mg/L
		Lithium, Dissolved	EPA 200.7	<0.10	mg/L
		Magnesium, Dissolved	EPA 200.7	<0.50	mg/L
		Manganese, Dissolved	EPA 200.7	<0.0050	mg/L

QCBatchID	QCType	Parameter	Method	Result	Units
		Molybdenum, Dissolved	EPA 200.7	<0.010	mg/L
		Nickel, Dissolved	EPA 200.7	<0.010	mg/L
		Phosphorus, Dissolved	EPA 200.7	<0.50	mg/L
		Potassium, Dissolved	EPA 200.7	<0.50	mg/L
		Scandium, Dissolved	EPA 200.7	<0.10	mg/L
		Silver, Dissolved	EPA 200.7	<0.0050	mg/L
		Sodium, Dissolved	EPA 200.7	<0.50	mg/L
		Strontium, Dissolved	EPA 200.7	<0.10	mg/L
		Tin, Dissolved	EPA 200.7	<0.10	mg/L
		Titanium, Dissolved	EPA 200.7	<0.10	mg/L
		Vanadium, Dissolved	EPA 200.7	<0.010	mg/L
		Zinc, Dissolved	EPA 200.7	<0.010	mg/L
QC1104171	Blank 1	Uranium, Dissolved	EPA 200.8	<0.010	mg/L
		Mercury, Dissolved	EPA 200.8	<0.00010	mg/L
		Antimony, Dissolved	EPA 200.8	<0.0025	mg/L
		Arsenic, Dissolved	EPA 200.8	<0.0050	mg/L
		Lead, Dissolved	EPA 200.8	<0.0025	mg/L
		Selenium, Dissolved	EPA 200.8	<0.0050	mg/L
		Thallium, Dissolved	EPA 200.8	<0.0010	mg/L
QC1104205	Blank 1	Uranium, Dissolved	EPA 200.8	<0.010	mg/L
		Mercury, Dissolved	EPA 200.8	<0.00010	mg/L
		Antimony, Dissolved	EPA 200.8	<0.0025	mg/L
		Arsenic, Dissolved	EPA 200.8	<0.0050	mg/L
		Lead, Dissolved	EPA 200.8	<0.0025	mg/L
		Selenium, Dissolved	EPA 200.8	<0.0050	mg/L
		Thallium, Dissolved	EPA 200.8	<0.0010	mg/L
QC1104206	Blank 1	Uranium, Dissolved	EPA 200.8	<0.010	mg/L
		Mercury, Dissolved	EPA 200.8	<0.00010	mg/L
		Antimony, Dissolved	EPA 200.8	<0.0025	mg/L
		Arsenic, Dissolved	EPA 200.8	<0.0050	mg/L
		Lead, Dissolved	EPA 200.8	<0.0025	mg/L
		Selenium, Dissolved	EPA 200.8	<0.0050	mg/L
		Thallium, Dissolved	EPA 200.8	<0.0010	mg/L
QC1104207	Blank 1	Uranium, Dissolved	EPA 200.8	<0.010	mg/L
		Mercury, Dissolved	EPA 200.8	<0.00010	mg/L
		Antimony, Dissolved	EPA 200.8	<0.0025	mg/L
		Arsenic, Dissolved	EPA 200.8	<0.0050	mg/L
		Lead, Dissolved	EPA 200.8	<0.0025	mg/L
		Selenium, Dissolved	EPA 200.8	<0.0050	mg/L
		Thallium, Dissolved	EPA 200.8	<0.0010	mg/L
QC1104211	Blank 1	Aluminum, Dissolved	EPA 200.7	<0.045	mg/L
		Barium, Dissolved	EPA 200.7	<0.010	mg/L
		Beryllium, Dissolved	EPA 200.7	<0.0010	mg/L
		Bismuth, Dissolved	EPA 200.7	<0.10	mg/L
		Boron, Dissolved	EPA 200.7	<0.10	mg/L
		Cadmium, Dissolved	EPA 200.7	<0.0010	mg/L
		Calcium, Dissolved	EPA 200.7	<0.50	mg/L
		Chromium, Dissolved	EPA 200.7	<0.0050	mg/L
		Cobalt, Dissolved	EPA 200.7	<0.010	mg/L
		Copper, Dissolved	EPA 200.7	<0.050	mg/L
		Gallium, Dissolved	EPA 200.7	<0.10	mg/L
		Iron, Dissolved	EPA 200.7	<0.010	mg/L
		Lithium, Dissolved	EPA 200.7	<0.10	mg/L
		Magnesium, Dissolved	EPA 200.7	<0.50	mg/L
		Manganese, Dissolved	EPA 200.7	<0.0050	mg/L
		Molybdenum, Dissolved	EPA 200.7	<0.010	mg/L

QCBatchID	QCType	Parameter	Method	Result	Units
		Nickel, Dissolved	EPA 200.7	<0.010	mg/L
		Phosphorus, Dissolved	EPA 200.7	<0.50	mg/L
		Potassium, Dissolved	EPA 200.7	<0.50	mg/L
		Scandium, Dissolved	EPA 200.7	<0.10	mg/L
		Silver, Dissolved	EPA 200.7	<0.0050	mg/L
		Sodium, Dissolved	EPA 200.7	<0.50	mg/L
		Strontium, Dissolved	EPA 200.7	<0.10	mg/L
		Tin, Dissolved	EPA 200.7	<0.10	mg/L
		Titanium, Dissolved	EPA 200.7	<0.10	mg/L
		Vanadium, Dissolved	EPA 200.7	<0.010	mg/L
		Zinc, Dissolved	EPA 200.7	<0.010	mg/L

QCBatchID	QCType	Parameter	Method	Result	Actual	% Recovery	Units
QC1103672	LCS 1	pH	SM 4500-H+ B	7.01	7.00	100	pH Units
QC1103672	LCS 2	pH	SM 4500-H+ B	7.01	7.00	100	pH Units
QC1103672	LCS 3	pH	SM 4500-H+ B	7.02	7.00	100	pH Units
QC1103675	LCS 1	Alkalinity	SM 2320B	95.4	100	95	mg/L
QC1103675	LCS 2	Alkalinity	SM 2320B	94.8	100	95	mg/L
QC1103683	LCS 1	Fluoride	EPA 300.0	1.85	2.00	93	mg/L
QC1103684	LCS 1	Fluoride	EPA 300.0	1.85	2.00	93	mg/L
QC1103686	LCS 1	Chloride	EPA 300.0	10.1	10.0	101	mg/L
QC1103687	LCS 1	Chloride	EPA 300.0	10.1	10.0	101	mg/L
QC1103689	LCS 1	Nitrite Nitrogen	EPA 300.0	0.508	0.500	102	mg/L
QC1103690	LCS 1	Nitrite Nitrogen	EPA 300.0	0.508	0.500	102	mg/L
QC1103692	LCS 1	Nitrate Nitrogen	EPA 300.0	2.00	2.00	100	mg/L
QC1103693	LCS 1	Nitrate Nitrogen	EPA 300.0	2.00	2.00	100	mg/L
QC1103695	LCS 1	Sulfate	EPA 300.0	24.8	25.0	99	mg/L
QC1103696	LCS 1	Sulfate	EPA 300.0	24.8	25.0	99	mg/L
QC1103725	LCS 1	Fluoride	EPA 300.0	1.83	2.00	91	mg/L
QC1103735	LCS 1	Sulfate	EPA 300.0	4.84	5.00	97	mg/L
QC1103820	LCS 1	Total Dissolved Solids (TDS)	SM 2540C	152	150	101	mg/L
QC1103820	LCS 2	Total Dissolved Solids (TDS)	SM 2540C	149	150	100	mg/L
QC1104161	LCS 1	Aluminum	EPA 200.7	0.987	1.00	99	mg/L
		Barium	EPA 200.7	0.987	1.00	99	mg/L
		Beryllium	EPA 200.7	0.988	1.00	99	mg/L
		Bismuth	EPA 200.7	1.01	1.00	101	mg/L
		Boron	EPA 200.7	0.954	1.00	95	mg/L
		Cadmium	EPA 200.7	1.01	1.00	101	mg/L
		Calcium	EPA 200.7	10.2	10.0	102	mg/L
		Chromium	EPA 200.7	0.982	1.00	98	mg/L
		Cobalt	EPA 200.7	0.990	1.00	99	mg/L
		Copper	EPA 200.7	4.77	5.00	95	mg/L
		Gallium	EPA 200.7	0.985	1.00	98	mg/L
		Iron	EPA 200.7	0.986	1.00	99	mg/L
		Lithium	EPA 200.7	0.973	1.00	97	mg/L
		Magnesium	EPA 200.7	9.99	10.0	100	mg/L
		Manganese	EPA 200.7	0.991	1.00	99	mg/L
		Molybdenum	EPA 200.7	0.979	1.00	98	mg/L
		Nickel	EPA 200.7	4.96	5.00	99	mg/L
		Phosphorus	EPA 200.7	4.95	5.00	99	mg/L
		Potassium	EPA 200.7	9.93	10.0	99	mg/L
		Scandium	EPA 200.7	0.974	1.00	97	mg/L
		Silver	EPA 200.7	0.088	0.090	97	mg/L
		Sodium	EPA 200.7	9.94	10.0	99	mg/L
		Strontium	EPA 200.7	0.973	1.00	97	mg/L
		Tin	EPA 200.7	0.981	1.00	98	mg/L

QCBatchID	QCType	Parameter	Method	Result	Actual	% Recovery	Units
		Titanium	EPA 200.7	0.988	1.00	99	mg/L
		Vanadium	EPA 200.7	0.982	1.00	98	mg/L
		Zinc	EPA 200.7	1.03	1.00	103	mg/L
QC1104162	LCS 1	Aluminum	EPA 200.7	0.987	1.00	99	mg/L
		Barium	EPA 200.7	0.987	1.00	99	mg/L
		Beryllium	EPA 200.7	0.988	1.00	99	mg/L
		Bismuth	EPA 200.7	1.01	1.00	101	mg/L
		Boron	EPA 200.7	0.954	1.00	95	mg/L
		Cadmium	EPA 200.7	1.01	1.00	101	mg/L
		Calcium	EPA 200.7	10.2	10.0	102	mg/L
		Chromium	EPA 200.7	0.982	1.00	98	mg/L
		Cobalt	EPA 200.7	0.990	1.00	99	mg/L
		Copper	EPA 200.7	4.77	5.00	95	mg/L
		Gallium	EPA 200.7	0.985	1.00	98	mg/L
		Iron	EPA 200.7	0.986	1.00	99	mg/L
		Lithium	EPA 200.7	0.973	1.00	97	mg/L
		Magnesium	EPA 200.7	9.99	10.0	100	mg/L
		Manganese	EPA 200.7	0.991	1.00	99	mg/L
		Molybdenum	EPA 200.7	0.979	1.00	98	mg/L
		Nickel	EPA 200.7	4.96	5.00	99	mg/L
		Phosphorus	EPA 200.7	4.95	5.00	99	mg/L
		Potassium	EPA 200.7	9.93	10.0	99	mg/L
		Scandium	EPA 200.7	0.974	1.00	97	mg/L
		Silver	EPA 200.7	0.088	0.090	97	mg/L
		Sodium	EPA 200.7	9.94	10.0	99	mg/L
		Strontium	EPA 200.7	0.973	1.00	97	mg/L
		Tin	EPA 200.7	0.981	1.00	98	mg/L
		Titanium	EPA 200.7	0.988	1.00	99	mg/L
		Vanadium	EPA 200.7	0.982	1.00	98	mg/L
		Zinc	EPA 200.7	1.03	1.00	103	mg/L
QC1104163	LCS 1	Aluminum	EPA 200.7	0.978	1.00	98	mg/L
		Barium	EPA 200.7	0.962	1.00	96	mg/L
		Beryllium	EPA 200.7	0.955	1.00	96	mg/L
		Bismuth	EPA 200.7	0.990	1.00	99	mg/L
		Boron	EPA 200.7	0.917	1.00	92	mg/L
		Cadmium	EPA 200.7	0.957	1.00	96	mg/L
		Calcium	EPA 200.7	9.51	10.0	95	mg/L
		Chromium	EPA 200.7	0.960	1.00	96	mg/L
		Cobalt	EPA 200.7	0.957	1.00	96	mg/L
		Copper	EPA 200.7	4.74	5.00	95	mg/L
		Gallium	EPA 200.7	0.966	1.00	97	mg/L
		Iron	EPA 200.7	0.962	1.00	96	mg/L
		Lithium	EPA 200.7	0.977	1.00	98	mg/L
		Magnesium	EPA 200.7	9.48	10.0	95	mg/L
		Manganese	EPA 200.7	0.952	1.00	95	mg/L
		Molybdenum	EPA 200.7	0.966	1.00	97	mg/L
		Nickel	EPA 200.7	4.79	5.00	96	mg/L
		Phosphorus	EPA 200.7	4.76	5.00	95	mg/L
		Potassium	EPA 200.7	9.93	10.0	99	mg/L
		Scandium	EPA 200.7	0.969	1.00	97	mg/L
		Silver	EPA 200.7	0.086	0.090	96	mg/L
		Sodium	EPA 200.7	10.1	10.0	101	mg/L
		Strontium	EPA 200.7	1.03	1.00	103	mg/L
		Tin	EPA 200.7	0.937	1.00	94	mg/L
		Titanium	EPA 200.7	0.999	1.00	100	mg/L
		Vanadium	EPA 200.7	0.958	1.00	96	mg/L

QCBatchID	QCType	Parameter	Method	Result	Actual	% Recovery	Units
		Zinc	EPA 200.7	0.965	1.00	96	mg/L
QC1104171	LCS 1	Mercury	EPA 200.8	0.000867	0.001	87	mg/L
		Antimony	EPA 200.8	0.0105	0.010	105	mg/L
		Arsenic	EPA 200.8	0.0517	0.050	103	mg/L
		Lead	EPA 200.8	0.0104	0.010	104	mg/L
		Selenium	EPA 200.8	0.0519	0.050	104	mg/L
		Thallium	EPA 200.8	0.0102	0.010	102	mg/L
		Uranium	EPA 200.8	0.0104	0.010	104	mg/L
QC1104205	LCS 1	Mercury	EPA 200.8	0.000867	0.001	87	mg/L
		Antimony	EPA 200.8	0.0105	0.010	105	mg/L
		Arsenic	EPA 200.8	0.0517	0.050	103	mg/L
		Lead	EPA 200.8	0.0104	0.010	104	mg/L
		Selenium	EPA 200.8	0.0519	0.050	104	mg/L
		Thallium	EPA 200.8	0.0102	0.010	102	mg/L
		Uranium	EPA 200.8	0.0104	0.010	104	mg/L
QC1104206	LCS 1	Mercury	EPA 200.8	0.001025	0.001	103	mg/L
		Antimony	EPA 200.8	0.0100	0.010	100	mg/L
		Arsenic	EPA 200.8	0.0526	0.050	105	mg/L
		Lead	EPA 200.8	0.0101	0.010	101	mg/L
		Selenium	EPA 200.8	0.0569	0.050	114	mg/L
		Thallium	EPA 200.8	0.0113	0.010	113	mg/L
		Uranium	EPA 200.8	0.0102	0.010	102	mg/L
QC1104207	LCS 1	Mercury	EPA 200.8	0.001025	0.001	103	mg/L
		Antimony	EPA 200.8	0.0100	0.010	100	mg/L
		Arsenic	EPA 200.8	0.0526	0.050	105	mg/L
		Lead	EPA 200.8	0.0101	0.010	101	mg/L
		Selenium	EPA 200.8	0.0569	0.050	114	mg/L
		Thallium	EPA 200.8	0.0113	0.010	113	mg/L
		Uranium	EPA 200.8	0.0102	0.010	102	mg/L
QC1104211	LCS 1	Aluminum	EPA 200.7	0.971	1.00	97	mg/L
		Barium	EPA 200.7	0.961	1.00	96	mg/L
		Beryllium	EPA 200.7	0.962	1.00	96	mg/L
		Bismuth	EPA 200.7	0.994	1.00	99	mg/L
		Boron	EPA 200.7	0.938	1.00	94	mg/L
		Cadmium	EPA 200.7	0.968	1.00	97	mg/L
		Calcium	EPA 200.7	9.79	10.0	98	mg/L
		Chromium	EPA 200.7	0.957	1.00	96	mg/L
		Cobalt	EPA 200.7	0.962	1.00	96	mg/L
		Copper	EPA 200.7	4.69	5.00	94	mg/L
		Gallium	EPA 200.7	0.961	1.00	96	mg/L
		Iron	EPA 200.7	0.987	1.00	99	mg/L
		Lithium	EPA 200.7	0.949	1.00	95	mg/L
		Magnesium	EPA 200.7	9.91	10.0	99	mg/L
		Manganese	EPA 200.7	0.950	1.00	95	mg/L
		Molybdenum	EPA 200.7	0.955	1.00	96	mg/L
		Nickel	EPA 200.7	4.81	5.00	96	mg/L
		Phosphorus	EPA 200.7	4.82	5.00	96	mg/L
		Potassium	EPA 200.7	10.0	10.0	100	mg/L
		Scandium	EPA 200.7	0.963	1.00	96	mg/L
		Silver	EPA 200.7	0.087	0.090	96	mg/L
		Sodium	EPA 200.7	9.75	10.0	98	mg/L
		Strontium	EPA 200.7	0.992	1.00	99	mg/L
		Tin	EPA 200.7	0.950	1.00	95	mg/L
		Titanium	EPA 200.7	0.997	1.00	100	mg/L
		Vanadium	EPA 200.7	0.956	1.00	96	mg/L
		Zinc	EPA 200.7	0.983	1.00	98	mg/L

QCBatchID	QCType	Parameter	Method	Duplicate Sample	Sample Result		Duplicate Result		Units	RPD
QC1103672	Duplicate 1	pH	SM 4500-H+ B	1103385-001	6.51		6.55		pH Units	1 %
QC1103672	Duplicate 2	pH	SM 4500-H+ B	1103398-003	6.97		6.77	Q	pH Units	3 %
QC1103672	Duplicate 3	pH	SM 4500-H+ B	1103399-006	3.93		3.98		pH Units	1 %
QC1103672	Duplicate 4	pH	SM 4500-H+ B	1103402-013	7.52		7.36	Q	pH Units	2 %
QC1103672	Duplicate 5	pH	SM 4500-H+ B	1103405-003	7.62		7.86	Q	pH Units	3 %
QC1103675	Duplicate 1	Bicarbonate (HCO3)	SM 2320B	1103385-001	44.7		44.6		mg/L	<1%
		Carbonate (CO3)	SM 2320B	1103385-001	<1.000		<1.000		mg/L	<1%
		Hydroxide (OH)	SM 2320B	1103385-001	<1.000		<1.000		mg/L	<1%
		Total Alkalinity	SM 2320B	1103385-001	36.6		36.6		mg/L as CaCO3	<1%
QC1103675	Duplicate 2	Bicarbonate (HCO3)	SM 2320B	1103398-003	84.7		79.4		mg/L	6 %
		Carbonate (CO3)	SM 2320B	1103398-003	<1.000		<1.000		mg/L	<1%
		Hydroxide (OH)	SM 2320B	1103398-003	<1.000		<1.000		mg/L	<1%
		Total Alkalinity	SM 2320B	1103398-003	69.4		65.1		mg/L as CaCO3	6 %
QC1103675	Duplicate 3	Bicarbonate (HCO3)	SM 2320B	1103402-013	147		144		mg/L	2 %
		Carbonate (CO3)	SM 2320B	1103402-013	<1.000		<1.000		mg/L	<1%
		Hydroxide (OH)	SM 2320B	1103402-013	<1.000		<1.000		mg/L	<1%
		Total Alkalinity	SM 2320B	1103402-013	120		118		mg/L as CaCO3	2 %
QC1103820	Duplicate 1	Total Dissolved Solids (TDS)	SM 2540C	1103402-001	244		246		mg/L	1 %
QC1103820	Duplicate 2	Total Dissolved Solids (TDS)	SM 2540C	1103402-011	204		202		mg/L	1 %
QC1103820	Duplicate 3	Total Dissolved Solids (TDS)	SM 2540C	1103402-021	564		570		mg/L	1 %
QC1103820	Duplicate 4	Total Dissolved Solids (TDS)	SM 2540C	1103404-012	3690		3670		mg/L	1 %

QCBatchID	QCType	Parameter	Method	Spike Sample	Sample Result		MS Result	MSD Result	Spike Value	Units	MS % Rec.	MSD % Rec.	RPD
QC1103683	MS 1	Fluoride	EPA 300.0	1103385-001	0.182	M	1.72	1.83	2.00	mg/L	NC	NC	NC
QC1103683	MS 2	Fluoride	EPA 300.0	1103397-001	0.481		2.12	2.05	2.00	mg/L	82	78	3 %
QC1103684	MS 1	Fluoride	EPA 300.0	1103402-001	1.39	M	2.90	2.79	2.00	mg/L	NC	NC	NC
QC1103684	MS 2	Fluoride	EPA 300.0	1103402-011	2.32	M	3.64	3.74	2.00	mg/L	NC	NC	NC
QC1103686	MS 1	Chloride	EPA 300.0	1103269-001	17.5		43.3	42.2	5.00	mg/L	103	99	3 %
QC1103686	MS 2	Chloride	EPA 300.0	1103397-001	<1.000		5.26	5.24	5.00	mg/L	103	103	<1%
QC1103687	MS 1	Chloride	EPA 300.0	1103402-001	<1.000		5.34	5.31	5.00	mg/L	105	104	1 %
QC1103687	MS 2	Chloride	EPA 300.0	1103402-011	<1.000		5.31	5.30	5.00	mg/L	104	104	<1%
QC1103689	MS 1	Nitrite Nitrogen	EPA 300.0	1103397-001	<0.025		0.561	0.563	0.500	mg/L	110	111	<1%
QC1103689	MS 2	Nitrite Nitrogen	EPA 300.0	1103399-006	<0.050		0.514	0.508	0.500	mg/L	101	100	1 %
QC1103690	MS 1	Nitrite Nitrogen	EPA 300.0	1103402-001	<0.025		0.563	0.562	0.500	mg/L	112	112	<1%
QC1103690	MS 2	Nitrite Nitrogen	EPA 300.0	1103402-011	<0.025		0.563	0.559	0.500	mg/L	112	111	1 %
QC1103692	MS 1	Nitrate Nitrogen	EPA 300.0	1103397-001	<1.000		1.96	2.01	2.00	mg/L	97	100	3 %
QC1103692	MS 2	Nitrate Nitrogen	EPA 300.0	1103399-006	<1.000		5.22	5.19	2.00	mg/L	106	106	1 %
QC1103693	MS 1	Nitrate Nitrogen	EPA 300.0	1103402-001	<1.000		2.04	2.03	2.00	mg/L	101	101	<1%
QC1103693	MS 2	Nitrate Nitrogen	EPA 300.0	1103402-011	<1.000		2.02	2.01	2.00	mg/L	100	99	<1%
QC1103695	MS 1	Sulfate	EPA 300.0	1103397-001	17.0		26.7	26.6	10.0	mg/L	97	96	<1%
QC1103695	MS 2	Sulfate	EPA 300.0	1103399-006	233	SC	244	246	10.0	mg/L	NC	NC	NC
QC1103696	MS 1	Sulfate	EPA 300.0	1103402-001	109	SC	116	116	10.0	mg/L	NC	NC	NC
QC1103696	MS 2	Sulfate	EPA 300.0	1103402-011	63.9		72.4	72.4	10.0	mg/L	85	85	<1%
QC1103725	MS 1	Fluoride	EPA 300.0	1103409-002	<0.100		1.74	1.82	2.00	mg/L	82	87	4 %
QC1103725	MS 2	Fluoride	EPA 300.0	1103387-001	0.170		1.80	1.74	2.00	mg/L	82	79	3 %
QC1103735	MS 1	Sulfate	EPA 300.0	1103381-005	288		391	395	10.0	mg/L	103	107	1 %
QC1104161	MS 1	Aluminum, Dissolved	EPA 200.7	1103479-001	<0.045		0.952	0.973	1.00	mg/L	94	96	2 %
		Barium, Dissolved	EPA 200.7	1103479-001	0.092		1.04	1.05	1.00	mg/L	95	96	1 %
		Beryllium, Dissolved	EPA 200.7	1103479-001	<0.001		0.979	0.968	1.00	mg/L	98	97	1 %

QCBatchID	QCType	Parameter	Method	Spike Sample	Sample Result		MS Result	MSD Result	Spike Value	Units	MS % Rec.	MSD % Rec.	RPD
		Bismuth, Dissolved	EPA 200.7	1103479-001	<0.100		0.940	0.945	1.00	mg/L	94	94	1 %
		Boron, Dissolved	EPA 200.7	1103479-001	<0.100		0.981	1.00	1.00	mg/L	96	97	2 %
		Cadmium, Dissolved	EPA 200.7	1103479-001	<0.001		0.959	0.965	1.00	mg/L	96	97	1 %
		Calcium, Dissolved	EPA 200.7	1103479-001	34.2		44.3	44.0	10.0	mg/L	101	98	1 %
		Chromium, Dissolved	EPA 200.7	1103479-001	<0.005		0.951	0.961	1.00	mg/L	95	96	1 %
		Cobalt, Dissolved	EPA 200.7	1103479-001	<0.010		0.909	0.918	1.00	mg/L	91	92	1 %
		Copper, Dissolved	EPA 200.7	1103479-001	<0.050		4.57	4.64	5.00	mg/L	91	93	2 %
		Gallium, Dissolved	EPA 200.7	1103479-001	<0.100		0.974	0.992	1.00	mg/L	97	99	2 %
		Iron, Dissolved	EPA 200.7	1103479-001	<0.010		0.967	0.952	1.00	mg/L	97	95	2 %
		Lithium, Dissolved	EPA 200.7	1103479-001	<0.100		0.952	1.06	1.00	mg/L	94	105	11 %
		Magnesium, Dissolved	EPA 200.7	1103479-001	20.8		29.9	30.0	10.0	mg/L	91	92	<1%
		Manganese, Dissolved	EPA 200.7	1103479-001	<0.005		0.941	0.946	1.00	mg/L	95	95	1 %
		Molybdenum, Dissolved	EPA 200.7	1103479-001	<0.010		0.962	0.963	1.00	mg/L	96	96	<1%
		Nickel, Dissolved	EPA 200.7	1103479-001	<0.010		4.53	4.57	5.00	mg/L	91	91	1 %
		Phosphorus, Dissolved	EPA 200.7	1103479-001	<0.500		4.93	4.98	5.00	mg/L	98	99	1 %
		Potassium, Dissolved	EPA 200.7	1103479-001	1.41		11.5	12.0	10.0	mg/L	101	106	4 %
		Scandium, Dissolved	EPA 200.7	1103479-001	<0.100		0.960	0.954	1.00	mg/L	96	95	1 %
		Silver, Dissolved	EPA 200.7	1103479-001	<0.005		0.086	0.088	0.090	mg/L	95	97	2 %
		Sodium, Dissolved	EPA 200.7	1103479-001	9.40		19.4	20.1	10.0	mg/L	100	107	4 %
		Strontium, Dissolved	EPA 200.7	1103479-001	0.140		1.11	1.12	1.00	mg/L	97	98	1 %
		Tin, Dissolved	EPA 200.7	1103479-001	<0.100		0.939	0.931	1.00	mg/L	98	98	1 %
		Titanium, Dissolved	EPA 200.7	1103479-001	<0.100		0.979	0.988	1.00	mg/L	98	99	1 %
		Vanadium, Dissolved	EPA 200.7	1103479-001	0.028		0.987	0.998	1.00	mg/L	96	97	1 %
		Zinc, Dissolved	EPA 200.7	1103479-001	0.504		1.47	1.49	1.00	mg/L	97	99	1 %
QC1104162	MS 1	Aluminum, Dissolved	EPA 200.7	1103479-002	0.195	M	2.38	2.24	1.00	mg/L	NC	NC	NC
		Barium, Dissolved	EPA 200.7	1103479-002	0.062		1.01	1.00	1.00	mg/L	95	94	1 %
		Beryllium, Dissolved	EPA 200.7	1103479-002	<0.001		0.959	0.957	1.00	mg/L	96	96	<1%
		Bismuth, Dissolved	EPA 200.7	1103479-002	<0.100		0.927	0.926	1.00	mg/L	94	94	<1%
		Boron, Dissolved	EPA 200.7	1103479-002	<0.100		1.02	1.01	1.00	mg/L	96	95	1 %
		Cadmium, Dissolved	EPA 200.7	1103479-002	<0.001		0.940	0.931	1.00	mg/L	94	93	1 %
		Calcium, Dissolved	EPA 200.7	1103479-002	29.7		39.4	38.9	10.0	mg/L	97	92	1 %
		Chromium, Dissolved	EPA 200.7	1103479-002	<0.005		0.945	0.938	1.00	mg/L	94	94	1 %
		Cobalt, Dissolved	EPA 200.7	1103479-002	<0.010		0.892	0.887	1.00	mg/L	89	89	1 %
		Copper, Dissolved	EPA 200.7	1103479-002	<0.050		4.64	4.61	5.00	mg/L	93	92	1 %
		Gallium, Dissolved	EPA 200.7	1103479-002	<0.100		0.974	0.968	1.00	mg/L	97	97	1 %
		Iron, Dissolved	EPA 200.7	1103479-002	0.583		1.82	1.76	1.00	mg/L	124	118	3 %
		Lithium, Dissolved	EPA 200.7	1103479-002	<0.100		0.950	0.952	1.00	mg/L	94	94	<1%
		Magnesium, Dissolved	EPA 200.7	1103479-002	42.7		51.8	50.7	10.0	mg/L	91	80	2 %
		Manganese, Dissolved	EPA 200.7	1103479-002	0.012		0.943	0.934	1.00	mg/L	93	92	1 %
		Molybdenum, Dissolved	EPA 200.7	1103479-002	<0.010		0.976	0.971	1.00	mg/L	98	97	1 %
		Nickel, Dissolved	EPA 200.7	1103479-002	<0.010		4.43	4.39	5.00	mg/L	89	88	1 %
		Phosphorus, Dissolved	EPA 200.7	1103479-002	<0.500		5.15	5.14	5.00	mg/L	98	98	<1%
		Potassium, Dissolved	EPA 200.7	1103479-002	2.31		12.8	12.7	10.0	mg/L	105	104	1 %
		Scandium, Dissolved	EPA 200.7	1103479-002	<0.100		0.964	0.964	1.00	mg/L	96	96	<1%
		Silver, Dissolved	EPA 200.7	1103479-002	<0.005		0.086	0.086	0.090	mg/L	96	96	<1%
		Sodium, Dissolved	EPA 200.7	1103479-002	19.0		28.7	28.4	10.0	mg/L	97	94	1 %
		Strontium, Dissolved	EPA 200.7	1103479-002	0.292		1.27	1.26	1.00	mg/L	98	97	1 %
		Tin, Dissolved	EPA 200.7	1103479-002	<0.100		0.922	0.920	1.00	mg/L	97	97	<1%
		Titanium, Dissolved	EPA 200.7	1103479-002	<0.100		0.995	0.995	1.00	mg/L	99	99	<1%
		Vanadium, Dissolved	EPA 200.7	1103479-002	0.047		1.01	0.997	1.00	mg/L	96	95	1 %
		Zinc, Dissolved	EPA 200.7	1103479-002	2.57		3.52	3.42	1.00	mg/L	95	85	3 %
QC1104163	MS 1	Aluminum, Dissolved	EPA 200.7	1103479-003	<0.045		0.956	0.960	1.00	mg/L	94	95	<1%
		Barium, Dissolved	EPA 200.7	1103479-003	0.115		1.06	1.06	1.00	mg/L	94	94	<1%
		Beryllium, Dissolved	EPA 200.7	1103479-003	<0.001		0.963	0.970	1.00	mg/L	96	97	1 %
		Bismuth, Dissolved	EPA 200.7	1103479-003	<0.100		0.952	0.954	1.00	mg/L	96	97	<1%

QCBatchID	QCType	Parameter	Method	Spike Sample	Sample Result	MS Result	MSD Result	Spike Value	Units	MS % Rec.	MSD % Rec.	RPD
		Boron, Dissolved	EPA 200.7	1103479-003	<0.100	0.991	0.989	1.00	mg/L	96	95	<1%
		Cadmium, Dissolved	EPA 200.7	1103479-003	<0.001	0.948	0.943	1.00	mg/L	95	94	1 %
		Calcium, Dissolved	EPA 200.7	1103479-003	34.5	42.4	43.8	10.0	mg/L	79	93	3 %
		Chromium, Dissolved	EPA 200.7	1103479-003	<0.005	0.958	0.955	1.00	mg/L	96	96	<1%
		Cobalt, Dissolved	EPA 200.7	1103479-003	<0.010	0.910	0.907	1.00	mg/L	91	91	<1%
		Copper, Dissolved	EPA 200.7	1103479-003	<0.050	4.67	4.66	5.00	mg/L	93	93	<1%
		Gallium, Dissolved	EPA 200.7	1103479-003	<0.100	0.982	0.977	1.00	mg/L	98	98	1 %
		Iron, Dissolved	EPA 200.7	1103479-003	<0.010	0.967	0.983	1.00	mg/L	97	99	2 %
		Lithium, Dissolved	EPA 200.7	1103479-003	<0.100	0.972	0.975	1.00	mg/L	96	97	<1%
		Magnesium, Dissolved	EPA 200.7	1103479-003	19.1	27.2	27.9	10.0	mg/L	81	88	3 %
		Manganese, Dissolved	EPA 200.7	1103479-003	<0.005	0.933	0.928	1.00	mg/L	94	94	1 %
		Molybdenum, Dissolved	EPA 200.7	1103479-003	<0.010	0.975	0.979	1.00	mg/L	97	98	<1%
		Nickel, Dissolved	EPA 200.7	1103479-003	<0.010	4.54	4.51	5.00	mg/L	91	90	1 %
		Phosphorus, Dissolved	EPA 200.7	1103479-003	<0.500	4.99	5.02	5.00	mg/L	98	98	1 %
		Potassium, Dissolved	EPA 200.7	1103479-003	1.50	11.7	11.8	10.0	mg/L	102	103	1 %
		Scandium, Dissolved	EPA 200.7	1103479-003	<0.100	0.969	0.977	1.00	mg/L	97	98	1 %
		Silver, Dissolved	EPA 200.7	1103479-003	<0.005	0.088	0.088	0.090	mg/L	98	98	<1%
		Sodium, Dissolved	EPA 200.7	1103479-003	9.16	19.1	19.6	10.0	mg/L	99	104	3 %
		Strontium, Dissolved	EPA 200.7	1103479-003	0.176	1.17	1.20	1.00	mg/L	99	102	3 %
		Tin, Dissolved	EPA 200.7	1103479-003	<0.100	0.920	0.928	1.00	mg/L	96	97	1 %
		Titanium, Dissolved	EPA 200.7	1103479-003	<0.100	1.00	1.01	1.00	mg/L	100	101	1 %
		Vanadium, Dissolved	EPA 200.7	1103479-003	0.029	0.995	0.993	1.00	mg/L	97	96	<1%
		Zinc, Dissolved	EPA 200.7	1103479-003	1.52	2.42	2.44	1.00	mg/L	90	92	1 %
QC1104171	MS 1	Uranium, Dissolved	EPA 200.8	1103479-001	<0.0100	0.0117	0.0114	0.010	mg/L	108	105	3 %
		Mercury, Dissolved	EPA 200.8	1103479-001	<0.000100	0.000791	0.000902	0.001	mg/L	79	90	13 %
		Antimony, Dissolved	EPA 200.8	1103479-001	<0.0025	0.0115	0.0112	0.010	mg/L	105	102	3 %
		Arsenic, Dissolved	EPA 200.8	1103479-001	<0.0050	0.0591	0.0577	0.050	mg/L	109	107	2 %
		Lead, Dissolved	EPA 200.8	1103479-001	0.0027	0.0135	0.0132	0.010	mg/L	108	105	2 %
		Selenium, Dissolved	EPA 200.8	1103479-001	<0.0050	0.0540	0.0538	0.050	mg/L	106	106	<1%
		Thallium, Dissolved	EPA 200.8	1103479-001	<0.0010	0.0104	0.0102	0.010	mg/L	104	102	2 %
QC1104205	MS 1	Uranium, Dissolved	EPA 200.8	1103479-002	<0.0100	0.0125	0.0124	0.010	mg/L	125	124	1 %
		Mercury, Dissolved	EPA 200.8	1103479-002	<0.000100	0.001091	0.001027	0.001	mg/L	109	103	6 %
		Antimony, Dissolved	EPA 200.8	1103479-002	<0.0025	0.0118	0.0116	0.010	mg/L	112	110	2 %
		Arsenic, Dissolved	EPA 200.8	1103479-002	<0.0050	0.0642	0.0621	0.050	mg/L	123	119	3 %
		Lead, Dissolved	EPA 200.8	1103479-002	0.0147	0.0272	0.0269	0.010	mg/L	124	121	1 %
		Selenium, Dissolved	EPA 200.8	1103479-002	<0.0050	0.0570	0.0553	0.050	mg/L	114	111	3 %
		Thallium, Dissolved	EPA 200.8	1103479-002	<0.0010	0.0120	0.0119	0.010	mg/L	120	118	1 %
QC1104206	MS 1	Uranium, Dissolved	EPA 200.8	1103479-003	<0.0100	0.0120	0.0122	0.010	mg/L	120	122	2 %
		Mercury, Dissolved	EPA 200.8	1103479-003	<0.000100	0.001072	0.001031	0.001	mg/L	107	103	4 %
		Antimony, Dissolved	EPA 200.8	1103479-003	<0.0025	0.0118	0.0120	0.010	mg/L	113	115	2 %
		Arsenic, Dissolved	EPA 200.8	1103479-003	0.0110	0.0715	0.0721	0.050	mg/L	121	122	1 %
		Lead, Dissolved	EPA 200.8	1103479-003	<0.0025	0.0117	0.0119	0.010	mg/L	113	115	2 %
		Selenium, Dissolved	EPA 200.8	1103479-003	<0.0050	0.0608	0.0622	0.050	mg/L	120	122	2 %
		Thallium, Dissolved	EPA 200.8	1103479-003	<0.0010	0.0109	0.0112	0.010	mg/L	109	112	3 %
QC1104207	MS 1	Uranium, Dissolved	EPA 200.8	1103479-004	<0.0100	0.0121	0.0116	0.010	mg/L	120	116	4 %
		Mercury, Dissolved	EPA 200.8	1103479-004	<0.000100	0.001112	0.001075	0.001	mg/L	111	108	3 %
		Antimony, Dissolved	EPA 200.8	1103479-004	<0.0025	0.0126	0.0124	0.010	mg/L	113	111	2 %
		Arsenic, Dissolved	EPA 200.8	1103479-004	<0.0050	0.0636	0.0632	0.050	mg/L	123	122	1 %
		Lead, Dissolved	EPA 200.8	1103479-004	<0.0025	0.0119	0.0122	0.010	mg/L	119	122	2 %
		Selenium, Dissolved	EPA 200.8	1103479-004	<0.0050	0.0616	0.0654	0.050	mg/L	123	130	6 %
		Thallium, Dissolved	EPA 200.8	1103479-004	<0.0010	0.0117	0.0121	0.010	mg/L	117	121	3 %
QC1104211	MS 1	Aluminum, Dissolved	EPA 200.7	1103479-004	<0.045	0.969	0.933	1.00	mg/L	95	92	4 %
		Barium, Dissolved	EPA 200.7	1103479-004	0.134	1.09	1.04	1.00	mg/L	96	91	5 %
		Beryllium, Dissolved	EPA 200.7	1103479-004	<0.001	0.958	0.918	1.00	mg/L	96	92	4 %
		Bismuth, Dissolved	EPA 200.7	1103479-004	<0.100	0.951	0.916	1.00	mg/L	96	93	4 %

QCBatchID	QCType	Parameter	Method	Spike Sample	Sample Result	MS Result	MSD Result	Spike Value	Units	MS % Rec.	MSD % Rec.	RPD
		Boron, Dissolved	EPA 200.7	1103479-004	<0.100	0.981	0.944	1.00	mg/L	96	92	4 %
		Cadmium, Dissolved	EPA 200.7	1103479-004	<0.001	0.951	0.912	1.00	mg/L	95	91	4 %
		Calcium, Dissolved	EPA 200.7	1103479-004	34.0	43.6	42.0	10.0	mg/L	96	80	4 %
		Chromium, Dissolved	EPA 200.7	1103479-004	<0.005	0.960	0.922	1.00	mg/L	96	92	4 %
		Cobalt, Dissolved	EPA 200.7	1103479-004	<0.010	0.906	0.869	1.00	mg/L	90	87	4 %
		Copper, Dissolved	EPA 200.7	1103479-004	<0.050	4.66	4.49	5.00	mg/L	93	90	4 %
		Gallium, Dissolved	EPA 200.7	1103479-004	<0.100	0.985	0.947	1.00	mg/L	98	94	4 %
		Iron, Dissolved	EPA 200.7	1103479-004	0.226	1.20	1.20	1.00	mg/L	97	97	<1%
		Lithium, Dissolved	EPA 200.7	1103479-004	<0.100	0.947	0.929	1.00	mg/L	94	93	2 %
		Magnesium, Dissolved	EPA 200.7	1103479-004	20.0	29.1	28.7	10.0	mg/L	91	87	1 %
		Manganese, Dissolved	EPA 200.7	1103479-004	<0.005	0.942	0.904	1.00	mg/L	94	90	4 %
		Molybdenum, Dissolved	EPA 200.7	1103479-004	<0.010	0.971	0.937	1.00	mg/L	97	94	4 %
		Nickel, Dissolved	EPA 200.7	1103479-004	<0.010	4.50	4.31	5.00	mg/L	90	86	4 %
		Phosphorus, Dissolved	EPA 200.7	1103479-004	<0.500	4.92	4.74	5.00	mg/L	97	94	4 %
		Potassium, Dissolved	EPA 200.7	1103479-004	1.05	11.4	11.2	10.0	mg/L	104	101	2 %
		Scandium, Dissolved	EPA 200.7	1103479-004	<0.100	0.963	0.927	1.00	mg/L	96	93	4 %
		Silver, Dissolved	EPA 200.7	1103479-004	<0.005	0.088	0.084	0.090	mg/L	98	93	5 %
		Sodium, Dissolved	EPA 200.7	1103479-004	7.19	17.3	16.8	10.0	mg/L	101	96	3 %
		Strontium, Dissolved	EPA 200.7	1103479-004	0.111	1.11	1.09	1.00	mg/L	100	98	2 %
		Tin, Dissolved	EPA 200.7	1103479-004	<0.100	0.935	0.897	1.00	mg/L	97	93	4 %
		Titanium, Dissolved	EPA 200.7	1103479-004	<0.100	1.00	1.00	1.00	mg/L	100	100	<1%
		Vanadium, Dissolved	EPA 200.7	1103479-004	0.025	0.994	0.956	1.00	mg/L	97	93	4 %
		Zinc, Dissolved	EPA 200.7	1103479-004	<0.010	0.954	0.912	1.00	mg/L	95	91	5 %

WETLAB
WESTERN ENVIRONMENTAL
TESTING LABORATORY

475 E. Greg Street #119 | Sparks, Nevada 89431 | tel (775) 355-0202 | fax (775) 355-0817 | www.WETLaboratory.com

3/22/2011

McClelland Laboratory
1016 Greg Street
Sparks, NV 89431
Attn: Gene McClelland

OrderID: *1102331*

Dear: Gene McClelland

This is to transmit the attached analytical report. The analytical data and information contained therein was generated using specified or selected methods contained in references, such as Standard Methods for the Examination of Water and Wastewater, 18th & 19th editions, Methods for Determination of Organic Compounds in Drinking Water, EPA-600/4-79-020, and Test Methods for Evaluation of Solid Waste, Physical/Chemical Methods (SW846) Third Edition.

The samples were received by WETLAB-Western Environmental Testing Laboratory in good condition on 2/25/2011. Additional comments are located on page 2 of this report.

If you should have any questions or comments regarding this report, please do not hesitate to call.

Sincerely,

Andy Smith
QA Manager

Western Environmental Testing Laboratory
Report Comments

McClelland Laboratory - 1102331

General Comments

None

Specific Comments

The matrix spike/matrix spike duplicate (MS/MSD) values for the analysis of Fluoride on sample 1102331-010 were outside laboratory acceptance criteria; however, the relative percent difference (RPD) value was acceptable, indicating probable matrix interference. The reported result should be considered an estimate.

Due to the sample matrix it was necessary to analyze the following at a dilution:
1102331-001 Iron
1102331-002 Aluminum, Arsenic, Selenium
1102331-009 Nitrite Nitrogen, Vanadium
1102331-010 Iron
1102331-014 Nitrite Nitrogen, Iron
1102331-016 Iron
1102331-018 Nitrite Nitrogen
1102331-019 Nitrite Nitrogen, Cadmium
The reporting limits have been adjusted accordingly.

The result for the continuing calibration verification (CCV) sample during the analysis for Fluoride was outside WETLAB acceptance criteria.The reported data for Fluoride on all samples should be considered estimates. We apologize for any inconvenience this may have caused.

Data Qualifier Legend

B – Blank contamination; Analyte detected above the method reporting limit in an associated blank

HT – Sample held beyond the accepted holding time

J – The reported value is between the laboratory method detection limit and the laboratory practical quantitation limit

M – Reported value is estimated; The sample matrix interfered with the analysis

N – There was insufficient sample available to perform a spike and/or duplicate on this analytical batch.

NC – Not calculated due to matrix interference

Q – Reported value is estimated; The value failed to meet QC criteria for either precision or accuracy

SA – Reported value was calculated using the method of Standard Additions.

SC – Spike recovery not calculated. Sample concentration >4X the spike amount; therefore, the spike could not be adequately recovered.

Western Environmental Testing Laboratory
Analytical Report

McClelland Laboratory
1016 Greg Street
Sparks, NV 89431
Attn: Gene McClelland
Phone: (775) 356-1300 **Fax:** (775) 356-8917
PO\Project: *3438*

Date Printed: 3/22/2011
OrderID: *1102331*

Customer Sample ID: 604 562 WK:4
WETLAB Sample ID: 1102331-001

Collect Date/Time: 2/25/2011 09:00
Receive Date: 2/25/2011 15:25

PROFILE II

Parameter	Method	Results	Units	Reporting Limit	Date Analyzed
pH	SM 4500-H+ B	8.08	pH Units		2/25/2011
Bicarbonate (HCO3)	SM 2320B	120	mg/L	1.0	2/25/2011
Carbonate (CO3)	SM 2320B	<1.0	mg/L	1.0	2/25/2011
Hydroxide (OH)	SM 2320B	<1.0	mg/L	1.0	2/25/2011
Total Alkalinity	SM 2320B	98	mg/L as CaCO3	1.0	2/25/2011
Chloride	EPA 300.0	<1.0	mg/L	1.0	2/25/2011
Fluoride	EPA 300.0	1.6	mg/L	0.10	2/25/2011
Sulfate	EPA 300.0	84	mg/L	1.0	2/25/2011
Nitrate Nitrogen	EPA 300.0	<1.0	mg/L	1.0	2/25/2011
Nitrite Nitrogen	EPA 300.0	<0.025	mg/L	0.025	2/25/2011
Total Dissolved Solids (TDS)	SM 2540C	270	mg/L	10	2/28/2011
Aluminum	EPA 200.7	<0.045	mg/L	0.045	3/2/2011
Barium	EPA 200.7	0.033	mg/L	0.010	3/2/2011
Beryllium	EPA 200.7	<0.0010	mg/L	0.0010	3/2/2011
Bismuth	EPA 200.7	<0.10	mg/L	0.10	3/2/2011
Boron	EPA 200.7	<0.10	mg/L	0.10	3/2/2011
Cadmium	EPA 200.7	<0.0010	mg/L	0.0010	3/2/2011
Calcium	EPA 200.7	53	mg/L	0.50	3/2/2011
Chromium	EPA 200.7	<0.0050	mg/L	0.0050	3/2/2011
Cobalt	EPA 200.7	<0.010	mg/L	0.010	3/2/2011
Copper	EPA 200.7	<0.050	mg/L	0.050	3/2/2011
Gallium	EPA 200.7	<0.10	mg/L	0.10	3/2/2011
Iron	EPA 200.7	<0.050	mg/L	0.050	3/3/2011
Lithium	EPA 200.7	<0.10	mg/L	0.10	3/2/2011
Magnesium	EPA 200.7	11	mg/L	0.50	3/2/2011
Manganese	EPA 200.7	0.33	mg/L	0.0050	3/2/2011
Molybdenum	EPA 200.7	<0.010	mg/L	0.010	3/2/2011
Nickel	EPA 200.7	<0.010	mg/L	0.010	3/2/2011
Phosphorus	EPA 200.7	<0.50	mg/L	0.50	3/2/2011
Potassium	EPA 200.7	11	mg/L	0.50	3/2/2011

Customer Sample ID: 604 562 WK:4 **Collect Date/Time:** 2/25/2011 09:00
WETLAB Sample ID: 1102331-001 **Receive Date:** 2/25/2011 15:25

PROFILE II

Parameter	Method	Results	Units	Reporting Limit	Date Analyzed
Scandium	EPA 200.7	<0.10	mg/L	0.10	3/2/2011
Silver	EPA 200.7	<0.0050	mg/L	0.0050	3/2/2011
Sodium	EPA 200.7	3.1	mg/L	0.50	3/2/2011
Strontium	EPA 200.7	0.52	mg/L	0.10	3/2/2011
Tin	EPA 200.7	<0.10	mg/L	0.10	3/2/2011
Titanium	EPA 200.7	<0.10	mg/L	0.10	3/2/2011
Vanadium	EPA 200.7	<0.010	mg/L	0.010	3/2/2011
Zinc	EPA 200.7	0.015	mg/L	0.010	3/2/2011
Mercury	EPA 200.8	<0.00010	mg/L	0.00010	3/3/2011
Antimony	EPA 200.8	<0.0025	mg/L	0.0025	3/3/2011
Arsenic	EPA 200.8	<0.0050	mg/L	0.0050	3/4/2011
Lead	EPA 200.8	0.0087	mg/L	0.0025	3/3/2011
Selenium	EPA 200.8	<0.0050	mg/L	0.0050	3/4/2011
Thallium	EPA 200.8	<0.0010	mg/L	0.0010	3/3/2011
Uranium	EPA 200.8	<0.010	mg/L	0.010	3/18/2011
Anions	Calculation	3.80	meq/L	0.10	
Cations	Calculation	3.98	meq/L	0.10	
Error	Calculation	2.3	%	1.0	

Customer Sample ID: 604 569 WK:4 **Collect Date/Time:** 2/25/2011 09:00
WETLAB Sample ID: 1102331-002 **Receive Date:** 2/25/2011 15:25

PROFILE II

Parameter	Method	Results	Units	Reporting Limit	Date Analyzed
pH	SM 4500-H+ B	7.96	pH Units		2/25/2011
Bicarbonate (HCO3)	SM 2320B	66	mg/L	1.0	2/25/2011
Carbonate (CO3)	SM 2320B	<1.0	mg/L	1.0	2/25/2011
Hydroxide (OH)	SM 2320B	<1.0	mg/L	1.0	2/25/2011
Total Alkalinity	SM 2320B	54	mg/L as CaCO3	1.0	2/25/2011
Chloride	EPA 300.0	<1.0	mg/L	1.0	2/25/2011
Fluoride	EPA 300.0	1.2	mg/L	0.10	2/25/2011
Sulfate	EPA 300.0	49	mg/L	1.0	2/25/2011
Nitrate Nitrogen	EPA 300.0	<1.0	mg/L	1.0	2/25/2011
Nitrite Nitrogen	EPA 300.0	<0.025	mg/L	0.025	2/25/2011
Total Dissolved Solids (TDS)	SM 2540C	140	mg/L	10	2/28/2011
Aluminum	EPA 200.7	<0.22	mg/L	0.22	3/3/2011
Barium	EPA 200.7	0.019	mg/L	0.010	3/2/2011
Beryllium	EPA 200.7	<0.0010	mg/L	0.0010	3/2/2011
Bismuth	EPA 200.7	<0.10	mg/L	0.10	3/2/2011
Boron	EPA 200.7	<0.10	mg/L	0.10	3/2/2011
Cadmium	EPA 200.7	<0.0010	mg/L	0.0010	3/2/2011

Customer Sample ID: 604 569 WK:4 **Collect Date/Time:** 2/25/2011 09:00
WETLAB Sample ID: 1102331-002 **Receive Date:** 2/25/2011 15:25

PROFILE II

Parameter	Method	Results	Units	Reporting Limit	Date Analyzed
Calcium	EPA 200.7	26	mg/L	0.50	3/2/2011
Chromium	EPA 200.7	<0.0050	mg/L	0.0050	3/2/2011
Cobalt	EPA 200.7	<0.010	mg/L	0.010	3/2/2011
Copper	EPA 200.7	<0.050	mg/L	0.050	3/2/2011
Gallium	EPA 200.7	<0.10	mg/L	0.10	3/2/2011
Iron	EPA 200.7	<0.010	mg/L	0.010	3/2/2011
Lithium	EPA 200.7	<0.10	mg/L	0.10	3/2/2011
Magnesium	EPA 200.7	8.2	mg/L	0.50	3/2/2011
Manganese	EPA 200.7	0.13	mg/L	0.0050	3/2/2011
Molybdenum	EPA 200.7	0.012	mg/L	0.010	3/2/2011
Nickel	EPA 200.7	<0.010	mg/L	0.010	3/2/2011
Phosphorus	EPA 200.7	<0.50	mg/L	0.50	3/2/2011
Potassium	EPA 200.7	7.6	mg/L	0.50	3/2/2011
Scandium	EPA 200.7	<0.10	mg/L	0.10	3/2/2011
Silver	EPA 200.7	<0.0050	mg/L	0.0050	3/2/2011
Sodium	EPA 200.7	3.4	mg/L	0.50	3/2/2011
Strontium	EPA 200.7	0.23	mg/L	0.10	3/2/2011
Tin	EPA 200.7	<0.10	mg/L	0.10	3/2/2011
Titanium	EPA 200.7	<0.10	mg/L	0.10	3/2/2011
Vanadium	EPA 200.7	<0.010	mg/L	0.010	3/2/2011
Zinc	EPA 200.7	<0.010	mg/L	0.010	3/2/2011
Mercury	EPA 200.8	<0.00010	mg/L	0.00010	3/3/2011
Antimony	EPA 200.8	<0.0025	mg/L	0.0025	3/3/2011
Arsenic	EPA 200.8	<0.010	mg/L	0.010	3/4/2011
Lead	EPA 200.8	<0.0025	mg/L	0.0025	3/3/2011
Selenium	EPA 200.8	<0.010	mg/L	0.010	3/4/2011
Thallium	EPA 200.8	<0.0010	mg/L	0.0010	3/3/2011
Uranium	EPA 200.8	0.044	mg/L	0.010	3/18/2011
Anions	Calculation	2.16	meq/L	0.10	
Cations	Calculation	2.32	meq/L	0.10	
Error	Calculation	3.4	%	1.0	

Customer Sample ID: 604 606 WK:4 **Collect Date/Time:** 2/25/2011 09:00
WETLAB Sample ID: 1102331-003 **Receive Date:** 2/25/2011 15:25

PROFILE II

Parameter	Method	Results	Units	Reporting Limit	Date Analyzed
pH	SM 4500-H+ B	8.21	pH Units		2/25/2011
Bicarbonate (HCO3)	SM 2320B	100	mg/L	1.0	2/25/2011
Carbonate (CO3)	SM 2320B	<1.0	mg/L	1.0	2/25/2011
Hydroxide (OH)	SM 2320B	<1.0	mg/L	1.0	2/25/2011

Customer Sample ID: 604 606 WK:4 **Collect Date/Time:** 2/25/2011 09:00

WETLAB Sample ID: 1102331-003 **Receive Date:** 2/25/2011 15:25

PROFILE II

Parameter	Method	Results	Units	Reporting Limit	Date Analyzed
Total Alkalinity	SM 2320B	83	mg/L as CaCO3	1.0	2/25/2011
Chloride	EPA 300.0	<1.0	mg/L	1.0	2/25/2011
Fluoride	EPA 300.0	1.6	mg/L	0.10	2/25/2011
Sulfate	EPA 300.0	73	mg/L	1.0	2/25/2011
Nitrate Nitrogen	EPA 300.0	<1.0	mg/L	1.0	2/25/2011
Nitrite Nitrogen	EPA 300.0	<0.025	mg/L	0.025	2/25/2011
Total Dissolved Solids (TDS)	SM 2540C	250	mg/L	10	2/28/2011
Aluminum	EPA 200.7	<0.045	mg/L	0.045	3/2/2011
Barium	EPA 200.7	0.051	mg/L	0.010	3/2/2011
Beryllium	EPA 200.7	<0.0010	mg/L	0.0010	3/2/2011
Bismuth	EPA 200.7	<0.10	mg/L	0.10	3/2/2011
Boron	EPA 200.7	<0.10	mg/L	0.10	3/2/2011
Cadmium	EPA 200.7	<0.0010	mg/L	0.0010	3/2/2011
Calcium	EPA 200.7	42	mg/L	0.50	3/2/2011
Chromium	EPA 200.7	<0.0050	mg/L	0.0050	3/2/2011
Cobalt	EPA 200.7	<0.010	mg/L	0.010	3/2/2011
Copper	EPA 200.7	<0.050	mg/L	0.050	3/2/2011
Gallium	EPA 200.7	<0.10	mg/L	0.10	3/2/2011
Iron	EPA 200.7	<0.010	mg/L	0.010	3/2/2011
Lithium	EPA 200.7	<0.10	mg/L	0.10	3/2/2011
Magnesium	EPA 200.7	8.3	mg/L	0.50	3/2/2011
Manganese	EPA 200.7	0.048	mg/L	0.0050	3/2/2011
Molybdenum	EPA 200.7	0.016	mg/L	0.010	3/2/2011
Nickel	EPA 200.7	<0.010	mg/L	0.010	3/2/2011
Phosphorus	EPA 200.7	<0.50	mg/L	0.50	3/2/2011
Potassium	EPA 200.7	15	mg/L	0.50	3/2/2011
Scandium	EPA 200.7	<0.10	mg/L	0.10	3/2/2011
Silver	EPA 200.7	<0.0050	mg/L	0.0050	3/2/2011
Sodium	EPA 200.7	4.4	mg/L	0.50	3/2/2011
Strontium	EPA 200.7	0.49	mg/L	0.10	3/2/2011
Tin	EPA 200.7	<0.10	mg/L	0.10	3/2/2011
Titanium	EPA 200.7	<0.10	mg/L	0.10	3/2/2011
Vanadium	EPA 200.7	<0.010	mg/L	0.010	3/2/2011
Zinc	EPA 200.7	<0.010	mg/L	0.010	3/2/2011
Mercury	EPA 200.8	<0.00010	mg/L	0.00010	3/3/2011
Antimony	EPA 200.8	<0.0025	mg/L	0.0025	3/3/2011
Arsenic	EPA 200.8	<0.0050	mg/L	0.0050	3/3/2011
Lead	EPA 200.8	<0.0025	mg/L	0.0025	3/3/2011
Selenium	EPA 200.8	0.0056	mg/L	0.0050	3/3/2011
Thallium	EPA 200.8	<0.0010	mg/L	0.0010	3/3/2011
Uranium	EPA 200.8	0.096	mg/L	0.010	3/18/2011

Customer Sample ID: 604 606 WK:4 **Collect Date/Time:** 2/25/2011 09:00
WETLAB Sample ID: 1102331-003 **Receive Date:** 2/25/2011 15:25

PROFILE II

Parameter	Method	Results	Units	Reporting Limit	Date Analyzed
Anions	Calculation	3.24	meq/L	0.10	
Cations	Calculation	3.36	meq/L	0.10	
Error	Calculation	1.7	%	1.0	

Customer Sample ID: 604 653 WK:4 **Collect Date/Time:** 2/25/2011 09:00
WETLAB Sample ID: 1102331-004 **Receive Date:** 2/25/2011 15:25

PROFILE II

Parameter	Method	Results	Units	Reporting Limit	Date Analyzed
pH	SM 4500-H+ B	8.23	pH Units		2/25/2011
Bicarbonate (HCO3)	SM 2320B	110	mg/L	1.0	2/25/2011
Carbonate (CO3)	SM 2320B	<1.0	mg/L	1.0	2/25/2011
Hydroxide (OH)	SM 2320B	<1.0	mg/L	1.0	2/25/2011
Total Alkalinity	SM 2320B	93	mg/L as CaCO3	1.0	2/25/2011
Chloride	EPA 300.0	<1.0	mg/L	1.0	2/25/2011
Fluoride	EPA 300.0	2.2	mg/L	0.10	2/25/2011
Sulfate	EPA 300.0	77	mg/L	1.0	2/25/2011
Nitrate Nitrogen	EPA 300.0	<1.0	mg/L	1.0	2/25/2011
Nitrite Nitrogen	EPA 300.0	<0.025	mg/L	0.025	2/25/2011
Total Dissolved Solids (TDS)	SM 2540C	260	mg/L	10	2/28/2011
Aluminum	EPA 200.7	<0.045	mg/L	0.045	3/2/2011
Barium	EPA 200.7	0.052	mg/L	0.010	3/2/2011
Beryllium	EPA 200.7	<0.0010	mg/L	0.0010	3/2/2011
Bismuth	EPA 200.7	<0.10	mg/L	0.10	3/2/2011
Boron	EPA 200.7	<0.10	mg/L	0.10	3/2/2011
Cadmium	EPA 200.7	<0.0010	mg/L	0.0010	3/2/2011
Calcium	EPA 200.7	45	mg/L	0.50	3/2/2011
Chromium	EPA 200.7	<0.0050	mg/L	0.0050	3/2/2011
Cobalt	EPA 200.7	<0.010	mg/L	0.010	3/2/2011
Copper	EPA 200.7	<0.050	mg/L	0.050	3/2/2011
Gallium	EPA 200.7	<0.10	mg/L	0.10	3/2/2011
Iron	EPA 200.7	<0.010	mg/L	0.010	3/2/2011
Lithium	EPA 200.7	<0.10	mg/L	0.10	3/2/2011
Magnesium	EPA 200.7	8.5	mg/L	0.50	3/2/2011
Manganese	EPA 200.7	0.22	mg/L	0.0050	3/2/2011
Molybdenum	EPA 200.7	0.022	mg/L	0.010	3/2/2011
Nickel	EPA 200.7	<0.010	mg/L	0.010	3/2/2011
Phosphorus	EPA 200.7	<0.50	mg/L	0.50	3/2/2011
Potassium	EPA 200.7	19	mg/L	0.50	3/2/2011
Scandium	EPA 200.7	<0.10	mg/L	0.10	3/2/2011
Silver	EPA 200.7	<0.0050	mg/L	0.0050	3/2/2011

Customer Sample ID: 604 653 WK:4 **Collect Date/Time:** 2/25/2011 09:00
WETLAB Sample ID: 1102331-004 **Receive Date:** 2/25/2011 15:25

PROFILE II

Parameter	Method	Results	Units	Reporting Limit	Date Analyzed
Sodium	EPA 200.7	5.9	mg/L	0.50	3/2/2011
Strontium	EPA 200.7	0.43	mg/L	0.10	3/2/2011
Tin	EPA 200.7	<0.10	mg/L	0.10	3/2/2011
Titanium	EPA 200.7	<0.10	mg/L	0.10	3/2/2011
Vanadium	EPA 200.7	<0.010	mg/L	0.010	3/2/2011
Zinc	EPA 200.7	<0.010	mg/L	0.010	3/2/2011
Mercury	EPA 200.8	<0.00010	mg/L	0.00010	3/3/2011
Antimony	EPA 200.8	<0.0025	mg/L	0.0025	3/3/2011
Arsenic	EPA 200.8	<0.0050	mg/L	0.0050	3/3/2011
Lead	EPA 200.8	<0.0025	mg/L	0.0025	3/3/2011
Selenium	EPA 200.8	<0.0050	mg/L	0.0050	3/3/2011
Thallium	EPA 200.8	<0.0010	mg/L	0.0010	3/3/2011
Uranium	EPA 200.8	0.033	mg/L	0.010	3/3/2011
Anions	Calculation	3.52	meq/L	0.10	
Cations	Calculation	3.70	meq/L	0.10	
Error	Calculation	2.4	%	1.0	

Customer Sample ID: 604 673 WK:4 **Collect Date/Time:** 2/25/2011 09:00
WETLAB Sample ID: 1102331-005 **Receive Date:** 2/25/2011 15:25

PROFILE II

Parameter	Method	Results	Units	Reporting Limit	Date Analyzed
pH	SM 4500-H+ B	7.85	pH Units		2/25/2011
Bicarbonate (HCO3)	SM 2320B	64	mg/L	1.0	3/11/2011
Carbonate (CO3)	SM 2320B	<1.0	mg/L	1.0	3/11/2011
Hydroxide (OH)	SM 2320B	<1.0	mg/L	1.0	3/11/2011
Total Alkalinity	SM 2320B	52	mg/L as CaCO3	1.0	3/11/2011
Chloride	EPA 300.0	<1.0	mg/L	1.0	2/26/2011
Fluoride	EPA 300.0	1.1	mg/L	0.10	2/26/2011
Sulfate	EPA 300.0	32	mg/L	1.0	2/26/2011
Nitrate Nitrogen	EPA 300.0	<1.0	mg/L	1.0	2/26/2011
Nitrite Nitrogen	EPA 300.0	<0.025	mg/L	0.025	2/26/2011
Total Dissolved Solids (TDS)	SM 2540C	150	mg/L	10	2/28/2011
Aluminum	EPA 200.7	<0.045	mg/L	0.045	3/2/2011
Barium	EPA 200.7	0.049	mg/L	0.010	3/2/2011
Beryllium	EPA 200.7	<0.0010	mg/L	0.0010	3/2/2011
Bismuth	EPA 200.7	<0.10	mg/L	0.10	3/2/2011
Boron	EPA 200.7	<0.10	mg/L	0.10	3/2/2011
Cadmium	EPA 200.7	<0.0010	mg/L	0.0010	3/2/2011
Calcium	EPA 200.7	21	mg/L	0.50	3/2/2011
Chromium	EPA 200.7	<0.0050	mg/L	0.0050	3/2/2011

Customer Sample ID: 604 673 WK:4 **Collect Date/Time:** 2/25/2011 09:00
WETLAB Sample ID: 1102331-005 **Receive Date:** 2/25/2011 15:25

PROFILE II

Parameter	Method	Results	Units	Reporting Limit	Date Analyzed
Cobalt	EPA 200.7	<0.010	mg/L	0.010	3/2/2011
Copper	EPA 200.7	<0.050	mg/L	0.050	3/2/2011
Gallium	EPA 200.7	<0.10	mg/L	0.10	3/2/2011
Iron	EPA 200.7	<0.010	mg/L	0.010	3/2/2011
Lithium	EPA 200.7	<0.10	mg/L	0.10	3/2/2011
Magnesium	EPA 200.7	3.3	mg/L	0.50	3/2/2011
Manganese	EPA 200.7	0.020	mg/L	0.0050	3/2/2011
Molybdenum	EPA 200.7	0.051	mg/L	0.010	3/2/2011
Nickel	EPA 200.7	<0.010	mg/L	0.010	3/2/2011
Phosphorus	EPA 200.7	<0.50	mg/L	0.50	3/2/2011
Potassium	EPA 200.7	12	mg/L	0.50	3/2/2011
Scandium	EPA 200.7	<0.10	mg/L	0.10	3/2/2011
Silver	EPA 200.7	<0.0050	mg/L	0.0050	3/2/2011
Sodium	EPA 200.7	4.7	mg/L	0.50	3/2/2011
Strontium	EPA 200.7	0.19	mg/L	0.10	3/2/2011
Tin	EPA 200.7	<0.10	mg/L	0.10	3/2/2011
Titanium	EPA 200.7	<0.10	mg/L	0.10	3/2/2011
Vanadium	EPA 200.7	<0.010	mg/L	0.010	3/2/2011
Zinc	EPA 200.7	<0.010	mg/L	0.010	3/2/2011
Mercury	EPA 200.8	<0.00010	mg/L	0.00010	3/3/2011
Antimony	EPA 200.8	<0.0025	mg/L	0.0025	3/3/2011
Arsenic	EPA 200.8	<0.0050	mg/L	0.0050	3/3/2011
Lead	EPA 200.8	<0.0025	mg/L	0.0025	3/3/2011
Selenium	EPA 200.8	<0.0050	mg/L	0.0050	3/3/2011
Thallium	EPA 200.8	<0.0010	mg/L	0.0010	3/3/2011
Uranium	EPA 200.8	0.034	mg/L	0.010	3/3/2011
Anions	Calculation	1.77	meq/L	0.10	
Cations	Calculation	1.83	meq/L	0.10	
Error	Calculation	1.6	%	1.0	

Customer Sample ID: 604 767 WK:4 **Collect Date/Time:** 2/25/2011 09:00
WETLAB Sample ID: 1102331-006 **Receive Date:** 2/25/2011 15:25

PROFILE II

Parameter	Method	Results	Units	Reporting Limit	Date Analyzed
pH	SM 4500-H+ B	7.97	pH Units		2/25/2011
Bicarbonate (HCO3)	SM 2320B	77	mg/L	1.0	2/25/2011
Carbonate (CO3)	SM 2320B	<1.0	mg/L	1.0	2/25/2011
Hydroxide (OH)	SM 2320B	<1.0	mg/L	1.0	2/25/2011
Total Alkalinity	SM 2320B	63	mg/L as CaCO3	1.0	2/25/2011
Chloride	EPA 300.0	<1.0	mg/L	1.0	2/26/2011

Customer Sample ID: 604 767 WK:4
WETLAB Sample ID: 1102331-006

Collect Date/Time: 2/25/2011 09:00
Receive Date: 2/25/2011 15:25

PROFILE II

Parameter	Method	Results	Units	Reporting Limit	Date Analyzed
Fluoride	EPA 300.0	2.4	mg/L	0.10	2/26/2011
Sulfate	EPA 300.0	85	mg/L	1.0	2/26/2011
Nitrate Nitrogen	EPA 300.0	<1.0	mg/L	1.0	2/26/2011
Nitrite Nitrogen	EPA 300.0	<0.025	mg/L	0.025	2/26/2011
Total Dissolved Solids (TDS)	SM 2540C	250	mg/L	10	2/28/2011
Aluminum	EPA 200.7	<0.045	mg/L	0.045	3/2/2011
Barium	EPA 200.7	0.048	mg/L	0.010	3/2/2011
Beryllium	EPA 200.7	<0.0010	mg/L	0.0010	3/2/2011
Bismuth	EPA 200.7	<0.10	mg/L	0.10	3/2/2011
Boron	EPA 200.7	<0.10	mg/L	0.10	3/2/2011
Cadmium	EPA 200.7	<0.0010	mg/L	0.0010	3/2/2011
Calcium	EPA 200.7	45	mg/L	0.50	3/2/2011
Chromium	EPA 200.7	<0.0050	mg/L	0.0050	3/2/2011
Cobalt	EPA 200.7	<0.010	mg/L	0.010	3/2/2011
Copper	EPA 200.7	<0.050	mg/L	0.050	3/2/2011
Gallium	EPA 200.7	<0.10	mg/L	0.10	3/2/2011
Iron	EPA 200.7	<0.010	mg/L	0.010	3/2/2011
Lithium	EPA 200.7	<0.10	mg/L	0.10	3/2/2011
Magnesium	EPA 200.7	8.4	mg/L	0.50	3/2/2011
Manganese	EPA 200.7	0.50	mg/L	0.0050	3/2/2011
Molybdenum	EPA 200.7	0.010	mg/L	0.010	3/2/2011
Nickel	EPA 200.7	<0.010	mg/L	0.010	3/2/2011
Phosphorus	EPA 200.7	<0.50	mg/L	0.50	3/2/2011
Potassium	EPA 200.7	11	mg/L	0.50	3/2/2011
Scandium	EPA 200.7	<0.10	mg/L	0.10	3/2/2011
Silver	EPA 200.7	<0.0050	mg/L	0.0050	3/2/2011
Sodium	EPA 200.7	2.9	mg/L	0.50	3/2/2011
Strontium	EPA 200.7	0.35	mg/L	0.10	3/2/2011
Tin	EPA 200.7	<0.10	mg/L	0.10	3/2/2011
Titanium	EPA 200.7	<0.10	mg/L	0.10	3/2/2011
Vanadium	EPA 200.7	<0.010	mg/L	0.010	3/2/2011
Zinc	EPA 200.7	0.024	mg/L	0.010	3/2/2011
Mercury	EPA 200.8	<0.00010	mg/L	0.00010	3/3/2011
Antimony	EPA 200.8	<0.0025	mg/L	0.0025	3/3/2011
Arsenic	EPA 200.8	<0.0050	mg/L	0.0050	3/3/2011
Lead	EPA 200.8	<0.0025	mg/L	0.0025	3/3/2011
Selenium	EPA 200.8	0.014	mg/L	0.0050	3/3/2011
Thallium	EPA 200.8	<0.0010	mg/L	0.0010	3/3/2011
Uranium	EPA 200.8	0.22	mg/L	0.010	3/18/2011
Anions	Calculation	3.16	meq/L	0.10	
Cations	Calculation	3.36	meq/L	0.10	

Customer Sample ID: 604 767 WK:4 **Collect Date/Time:** 2/25/2011 09:00
WETLAB Sample ID: 1102331-006 **Receive Date:** 2/25/2011 15:25

PROFILE II

Parameter	Method	Results	Units	Reporting Limit	Date Analyzed
Error	Calculation	3.1	%	1.0	

Customer Sample ID: 604 787 WK:4 **Collect Date/Time:** 2/25/2011 09:00
WETLAB Sample ID: 1102331-007 **Receive Date:** 2/25/2011 15:25

PROFILE II

Parameter	Method	Results	Units	Reporting Limit	Date Analyzed
pH	SM 4500-H+ B	8.00	pH Units		2/25/2011
Bicarbonate (HCO3)	SM 2320B	83	mg/L	1.0	2/25/2011
Carbonate (CO3)	SM 2320B	<1.0	mg/L	1.0	2/25/2011
Hydroxide (OH)	SM 2320B	<1.0	mg/L	1.0	2/25/2011
Total Alkalinity	SM 2320B	68	mg/L as CaCO3	1.0	2/25/2011
Chloride	EPA 300.0	<1.0	mg/L	1.0	2/26/2011
Fluoride	EPA 300.0	1.2	mg/L	0.10	2/26/2011
Sulfate	EPA 300.0	40	mg/L	1.0	2/26/2011
Nitrate Nitrogen	EPA 300.0	<1.0	mg/L	1.0	2/26/2011
Nitrite Nitrogen	EPA 300.0	<0.025	mg/L	0.025	2/26/2011
Total Dissolved Solids (TDS)	SM 2540C	140	mg/L	10	2/28/2011
Aluminum	EPA 200.7	<0.045	mg/L	0.045	3/2/2011
Barium	EPA 200.7	<0.010	mg/L	0.010	3/2/2011
Beryllium	EPA 200.7	<0.0010	mg/L	0.0010	3/2/2011
Bismuth	EPA 200.7	<0.10	mg/L	0.10	3/2/2011
Boron	EPA 200.7	<0.10	mg/L	0.10	3/2/2011
Cadmium	EPA 200.7	<0.0010	mg/L	0.0010	3/2/2011
Calcium	EPA 200.7	32	mg/L	0.50	3/2/2011
Chromium	EPA 200.7	<0.0050	mg/L	0.0050	3/2/2011
Cobalt	EPA 200.7	<0.010	mg/L	0.010	3/2/2011
Copper	EPA 200.7	<0.050	mg/L	0.050	3/2/2011
Gallium	EPA 200.7	<0.10	mg/L	0.10	3/2/2011
Iron	EPA 200.7	<0.010	mg/L	0.010	3/2/2011
Lithium	EPA 200.7	<0.10	mg/L	0.10	3/2/2011
Magnesium	EPA 200.7	5.6	mg/L	0.50	3/2/2011
Manganese	EPA 200.7	0.062	mg/L	0.0050	3/2/2011
Molybdenum	EPA 200.7	0.027	mg/L	0.010	3/2/2011
Nickel	EPA 200.7	<0.010	mg/L	0.010	3/2/2011
Phosphorus	EPA 200.7	<0.50	mg/L	0.50	3/2/2011
Potassium	EPA 200.7	5.9	mg/L	0.50	3/2/2011
Scandium	EPA 200.7	<0.10	mg/L	0.10	3/2/2011
Silver	EPA 200.7	<0.0050	mg/L	0.0050	3/2/2011
Sodium	EPA 200.7	4.2	mg/L	0.50	3/2/2011
Strontium	EPA 200.7	0.28	mg/L	0.10	3/2/2011

Customer Sample ID: 604 787 WK:4 **Collect Date/Time:** 2/25/2011 09:00
WETLAB Sample ID: 1102331-007 **Receive Date:** 2/25/2011 15:25

PROFILE II

Parameter	Method	Results	Units	Reporting Limit	Date Analyzed
Tin	EPA 200.7	<0.10	mg/L	0.10	3/2/2011
Titanium	EPA 200.7	<0.10	mg/L	0.10	3/2/2011
Vanadium	EPA 200.7	<0.010	mg/L	0.010	3/2/2011
Zinc	EPA 200.7	<0.010	mg/L	0.010	3/2/2011
Mercury	EPA 200.8	<0.00010	mg/L	0.00010	3/3/2011
Antimony	EPA 200.8	<0.0025	mg/L	0.0025	3/3/2011
Arsenic	EPA 200.8	<0.0050	mg/L	0.0050	3/3/2011
Lead	EPA 200.8	<0.0025	mg/L	0.0025	3/3/2011
Selenium	EPA 200.8	0.0057	mg/L	0.0050	3/3/2011
Thallium	EPA 200.8	<0.0010	mg/L	0.0010	3/3/2011
Uranium	EPA 200.8	0.092	mg/L	0.010	3/3/2011
Anions	Calculation	2.26	meq/L	0.10	
Cations	Calculation	2.39	meq/L	0.10	
Error	Calculation	2.9	%	1.0	

Customer Sample ID: 604 811 WK:4 **Collect Date/Time:** 2/25/2011 09:00
WETLAB Sample ID: 1102331-008 **Receive Date:** 2/25/2011 15:25

PROFILE II

Parameter	Method	Results	Units	Reporting Limit	Date Analyzed
pH	SM 4500-H+ B	8.28	pH Units		2/25/2011
Bicarbonate (HCO3)	SM 2320B	140	mg/L	1.0	2/25/2011
Carbonate (CO3)	SM 2320B	<1.0	mg/L	1.0	2/25/2011
Hydroxide (OH)	SM 2320B	<1.0	mg/L	1.0	2/25/2011
Total Alkalinity	SM 2320B	110	mg/L as CaCO3	1.0	2/25/2011
Chloride	EPA 300.0	<1.0	mg/L	1.0	2/26/2011
Fluoride	EPA 300.0	1.9	mg/L	0.10	2/26/2011
Sulfate	EPA 300.0	37	mg/L	1.0	2/26/2011
Nitrate Nitrogen	EPA 300.0	<1.0	mg/L	1.0	2/26/2011
Nitrite Nitrogen	EPA 300.0	<0.025	mg/L	0.025	2/26/2011
Total Dissolved Solids (TDS)	SM 2540C	200	mg/L	10	2/28/2011
Aluminum	EPA 200.7	<0.045	mg/L	0.045	3/2/2011
Barium	EPA 200.7	<0.010	mg/L	0.010	3/2/2011
Beryllium	EPA 200.7	<0.0010	mg/L	0.0010	3/2/2011
Bismuth	EPA 200.7	<0.10	mg/L	0.10	3/2/2011
Boron	EPA 200.7	<0.10	mg/L	0.10	3/2/2011
Cadmium	EPA 200.7	<0.0010	mg/L	0.0010	3/2/2011
Calcium	EPA 200.7	42	mg/L	0.50	3/2/2011
Chromium	EPA 200.7	<0.0050	mg/L	0.0050	3/2/2011
Cobalt	EPA 200.7	<0.010	mg/L	0.010	3/2/2011
Copper	EPA 200.7	<0.050	mg/L	0.050	3/2/2011

Customer Sample ID: 604 811 WK:4 **Collect Date/Time:** 2/25/2011 09:00
WETLAB Sample ID: 1102331-008 **Receive Date:** 2/25/2011 15:25

PROFILE II

Parameter	Method	Results	Units	Reporting Limit	Date Analyzed
Gallium	EPA 200.7	<0.10	mg/L	0.10	3/2/2011
Iron	EPA 200.7	<0.010	mg/L	0.010	3/2/2011
Lithium	EPA 200.7	<0.10	mg/L	0.10	3/2/2011
Magnesium	EPA 200.7	8.7	mg/L	0.50	3/2/2011
Manganese	EPA 200.7	0.055	mg/L	0.0050	3/2/2011
Molybdenum	EPA 200.7	0.019	mg/L	0.010	3/2/2011
Nickel	EPA 200.7	<0.010	mg/L	0.010	3/2/2011
Phosphorus	EPA 200.7	<0.50	mg/L	0.50	3/2/2011
Potassium	EPA 200.7	12	mg/L	0.50	3/2/2011
Scandium	EPA 200.7	<0.10	mg/L	0.10	3/2/2011
Silver	EPA 200.7	<0.0050	mg/L	0.0050	3/2/2011
Sodium	EPA 200.7	2.9	mg/L	0.50	3/2/2011
Strontium	EPA 200.7	0.63	mg/L	0.10	3/2/2011
Tin	EPA 200.7	<0.10	mg/L	0.10	3/2/2011
Titanium	EPA 200.7	<0.10	mg/L	0.10	3/2/2011
Vanadium	EPA 200.7	<0.010	mg/L	0.010	3/2/2011
Zinc	EPA 200.7	<0.010	mg/L	0.010	3/2/2011
Mercury	EPA 200.8	<0.00010	mg/L	0.00010	3/3/2011
Antimony	EPA 200.8	<0.0025	mg/L	0.0025	3/3/2011
Arsenic	EPA 200.8	<0.0050	mg/L	0.0050	3/3/2011
Lead	EPA 200.8	<0.0025	mg/L	0.0025	3/3/2011
Selenium	EPA 200.8	0.014	mg/L	0.0050	3/3/2011
Thallium	EPA 200.8	<0.0010	mg/L	0.0010	3/3/2011
Uranium	EPA 200.8	0.061	mg/L	0.010	3/3/2011
Anions	Calculation	3.16	meq/L	0.10	
Cations	Calculation	3.25	meq/L	0.10	
Error	Calculation	1.3	%	1.0	

Customer Sample ID: 604 854 WK:4 **Collect Date/Time:** 2/25/2011 09:00
WETLAB Sample ID: 1102331-009 **Receive Date:** 2/25/2011 15:25

PROFILE II

Parameter	Method	Results	Units	Reporting Limit	Date Analyzed
pH	SM 4500-H+ B	8.06	pH Units		2/25/2011
Bicarbonate (HCO3)	SM 2320B	86	mg/L	1.0	2/25/2011
Carbonate (CO3)	SM 2320B	<1.0	mg/L	1.0	2/25/2011
Hydroxide (OH)	SM 2320B	<1.0	mg/L	1.0	2/25/2011
Total Alkalinity	SM 2320B	70	mg/L as CaCO3	1.0	2/25/2011
Chloride	EPA 300.0	<1.0	mg/L	1.0	2/26/2011
Fluoride	EPA 300.0	1.9	mg/L	0.20	2/26/2011
Sulfate	EPA 300.0	130	mg/L	2.0	2/26/2011

Customer Sample ID: 604 854 WK:4 **Collect Date/Time:** 2/25/2011 09:00

WETLAB Sample ID: 1102331-009 **Receive Date:** 2/25/2011 15:25

PROFILE II

Parameter	Method	Results	Units	Reporting Limit	Date Analyzed
Nitrate Nitrogen	EPA 300.0	<1.0	mg/L	1.0	2/26/2011
Nitrite Nitrogen	EPA 300.0	<0.050	mg/L	0.050	2/26/2011
Total Dissolved Solids (TDS)	SM 2540C	340	mg/L	10	2/28/2011
Aluminum	EPA 200.7	<0.045	mg/L	0.045	3/2/2011
Barium	EPA 200.7	0.060	mg/L	0.010	3/2/2011
Beryllium	EPA 200.7	<0.0010	mg/L	0.0010	3/2/2011
Bismuth	EPA 200.7	<0.10	mg/L	0.10	3/2/2011
Boron	EPA 200.7	<0.10	mg/L	0.10	3/2/2011
Cadmium	EPA 200.7	<0.0010	mg/L	0.0010	3/2/2011
Calcium	EPA 200.7	59	mg/L	0.50	3/2/2011
Chromium	EPA 200.7	<0.0050	mg/L	0.0050	3/2/2011
Cobalt	EPA 200.7	<0.010	mg/L	0.010	3/2/2011
Copper	EPA 200.7	<0.050	mg/L	0.050	3/2/2011
Gallium	EPA 200.7	<0.10	mg/L	0.10	3/2/2011
Iron	EPA 200.7	<0.010	mg/L	0.010	3/2/2011
Lithium	EPA 200.7	<0.10	mg/L	0.10	3/2/2011
Magnesium	EPA 200.7	12	mg/L	0.50	3/2/2011
Manganese	EPA 200.7	0.17	mg/L	0.0050	3/2/2011
Molybdenum	EPA 200.7	0.022	mg/L	0.010	3/2/2011
Nickel	EPA 200.7	<0.010	mg/L	0.010	3/2/2011
Phosphorus	EPA 200.7	<0.50	mg/L	0.50	3/2/2011
Potassium	EPA 200.7	18	mg/L	0.50	3/2/2011
Scandium	EPA 200.7	<0.10	mg/L	0.10	3/2/2011
Silver	EPA 200.7	<0.0050	mg/L	0.0050	3/2/2011
Sodium	EPA 200.7	2.3	mg/L	0.50	3/2/2011
Strontium	EPA 200.7	0.82	mg/L	0.10	3/2/2011
Tin	EPA 200.7	<0.10	mg/L	0.10	3/2/2011
Titanium	EPA 200.7	<0.10	mg/L	0.10	3/2/2011
Vanadium	EPA 200.7	<0.050	mg/L	0.050	3/3/2011
Zinc	EPA 200.7	0.010	mg/L	0.010	3/2/2011
Mercury	EPA 200.8	<0.00010	mg/L	0.00010	3/3/2011
Antimony	EPA 200.8	<0.0025	mg/L	0.0025	3/3/2011
Arsenic	EPA 200.8	<0.0050	mg/L	0.0050	3/3/2011
Lead	EPA 200.8	<0.0025	mg/L	0.0025	3/3/2011
Selenium	EPA 200.8	0.015	mg/L	0.0050	3/3/2011
Thallium	EPA 200.8	<0.0010	mg/L	0.0010	3/3/2011
Uranium	EPA 200.8	0.016	mg/L	0.010	3/3/2011
Anions	Calculation	4.22	meq/L	0.10	
Cations	Calculation	4.50	meq/L	0.10	
Error	Calculation	3.2	%	1.0	

Customer Sample ID: 604 862 WK:4 **Collect Date/Time:** 2/25/2011 09:00

WETLAB Sample ID: 1102331-010 **Receive Date:** 2/25/2011 15:25

PROFILE II

Parameter	Method	Results	Units	Reporting Limit	Date Analyzed
pH	SM 4500-H+ B	8.24	pH Units		2/25/2011
Bicarbonate (HCO3)	SM 2320B	140	mg/L	1.0	2/25/2011
Carbonate (CO3)	SM 2320B	<1.0	mg/L	1.0	2/25/2011
Hydroxide (OH)	SM 2320B	<1.0	mg/L	1.0	2/25/2011
Total Alkalinity	SM 2320B	110	mg/L as CaCO3	1.0	2/25/2011
Chloride	EPA 300.0	<1.0	mg/L	1.0	2/26/2011
Fluoride	EPA 300.0	2.6 M	mg/L	0.10	2/26/2011
Sulfate	EPA 300.0	41	mg/L	1.0	2/26/2011
Nitrate Nitrogen	EPA 300.0	<1.0	mg/L	1.0	2/26/2011
Nitrite Nitrogen	EPA 300.0	<0.025	mg/L	0.025	2/26/2011
Total Dissolved Solids (TDS)	SM 2540C	210	mg/L	10	2/28/2011
Aluminum	EPA 200.7	<0.045	mg/L	0.045	3/2/2011
Barium	EPA 200.7	<0.010	mg/L	0.010	3/2/2011
Beryllium	EPA 200.7	<0.0010	mg/L	0.0010	3/2/2011
Bismuth	EPA 200.7	<0.10	mg/L	0.10	3/2/2011
Boron	EPA 200.7	<0.10	mg/L	0.10	3/2/2011
Cadmium	EPA 200.7	<0.0010	mg/L	0.0010	3/2/2011
Calcium	EPA 200.7	45	mg/L	0.50	3/2/2011
Chromium	EPA 200.7	<0.0050	mg/L	0.0050	3/2/2011
Cobalt	EPA 200.7	<0.010	mg/L	0.010	3/2/2011
Copper	EPA 200.7	<0.050	mg/L	0.050	3/2/2011
Gallium	EPA 200.7	<0.10	mg/L	0.10	3/2/2011
Iron	EPA 200.7	<0.050	mg/L	0.050	3/3/2011
Lithium	EPA 200.7	<0.10	mg/L	0.10	3/2/2011
Magnesium	EPA 200.7	9.2	mg/L	0.50	3/2/2011
Manganese	EPA 200.7	0.014	mg/L	0.0050	3/2/2011
Molybdenum	EPA 200.7	0.024	mg/L	0.010	3/2/2011
Nickel	EPA 200.7	<0.010	mg/L	0.010	3/2/2011
Phosphorus	EPA 200.7	<0.50	mg/L	0.50	3/2/2011
Potassium	EPA 200.7	13	mg/L	0.50	3/2/2011
Scandium	EPA 200.7	<0.10	mg/L	0.10	3/2/2011
Silver	EPA 200.7	<0.0050	mg/L	0.0050	3/2/2011
Sodium	EPA 200.7	1.6	mg/L	0.50	3/2/2011
Strontium	EPA 200.7	0.94	mg/L	0.10	3/2/2011
Tin	EPA 200.7	<0.10	mg/L	0.10	3/2/2011
Titanium	EPA 200.7	<0.10	mg/L	0.10	3/2/2011
Vanadium	EPA 200.7	<0.010	mg/L	0.010	3/2/2011
Zinc	EPA 200.7	<0.010	mg/L	0.010	3/2/2011
Mercury	EPA 200.8	<0.00010	mg/L	0.00010	3/3/2011
Antimony	EPA 200.8	<0.0025	mg/L	0.0025	3/3/2011
Arsenic	EPA 200.8	<0.0050	mg/L	0.0050	3/3/2011

Customer Sample ID: 604 862 WK:4 **Collect Date/Time:** 2/25/2011 09:00
WETLAB Sample ID: 1102331-010 **Receive Date:** 2/25/2011 15:25

PROFILE II

Parameter	Method	Results	Units	Reporting Limit	Date Analyzed
Lead	EPA 200.8	<0.0025	mg/L	0.0025	3/3/2011
Selenium	EPA 200.8	<0.0050	mg/L	0.0050	3/3/2011
Thallium	EPA 200.8	<0.0010	mg/L	0.0010	3/3/2011
Uranium	EPA 200.8	0.017	mg/L	0.010	3/3/2011
Anions	Calculation	3.28	meq/L	0.10	
Cations	Calculation	3.41	meq/L	0.10	
Error	Calculation	1.8	%	1.0	

Customer Sample ID: 604 867 WK:4 **Collect Date/Time:** 2/25/2011 09:00
WETLAB Sample ID: 1102331-011 **Receive Date:** 2/25/2011 15:25

PROFILE II

Parameter	Method	Results	Units	Reporting Limit	Date Analyzed
pH	SM 4500-H+ B	8.09	pH Units		2/25/2011
Bicarbonate (HCO3)	SM 2320B	140	mg/L	1.0	2/25/2011
Carbonate (CO3)	SM 2320B	<1.0	mg/L	1.0	2/25/2011
Hydroxide (OH)	SM 2320B	<1.0	mg/L	1.0	2/25/2011
Total Alkalinity	SM 2320B	120	mg/L as CaCO3	1.0	2/25/2011
Chloride	EPA 300.0	<1.0	mg/L	1.0	2/26/2011
Fluoride	EPA 300.0	2.4	mg/L	0.10	2/26/2011
Sulfate	EPA 300.0	110	mg/L	1.0	2/26/2011
Nitrate Nitrogen	EPA 300.0	<1.0	mg/L	1.0	2/26/2011
Nitrite Nitrogen	EPA 300.0	<0.025	mg/L	0.025	2/26/2011
Total Dissolved Solids (TDS)	SM 2540C	320	mg/L	10	2/28/2011
Aluminum	EPA 200.7	<0.045	mg/L	0.045	3/8/2011
Barium	EPA 200.7	0.013	mg/L	0.010	3/8/2011
Beryllium	EPA 200.7	<0.0010	mg/L	0.0010	3/8/2011
Bismuth	EPA 200.7	<0.10	mg/L	0.10	3/8/2011
Boron	EPA 200.7	<0.10	mg/L	0.10	3/8/2011
Cadmium	EPA 200.7	<0.0010	mg/L	0.0010	3/8/2011
Calcium	EPA 200.7	78	mg/L	0.50	3/8/2011
Chromium	EPA 200.7	<0.0050	mg/L	0.0050	3/8/2011
Cobalt	EPA 200.7	<0.010	mg/L	0.010	3/8/2011
Copper	EPA 200.7	0.13	mg/L	0.050	3/8/2011
Gallium	EPA 200.7	<0.10	mg/L	0.10	3/8/2011
Iron	EPA 200.7	<0.010	mg/L	0.010	3/8/2011
Lithium	EPA 200.7	<0.10	mg/L	0.10	3/8/2011
Magnesium	EPA 200.7	6.2	mg/L	0.50	3/8/2011
Manganese	EPA 200.7	0.14	mg/L	0.0050	3/8/2011
Molybdenum	EPA 200.7	0.030	mg/L	0.010	3/8/2011
Nickel	EPA 200.7	<0.010	mg/L	0.010	3/8/2011

Customer Sample ID: 604 867 WK:4 **Collect Date/Time:** 2/25/2011 09:00
WETLAB Sample ID: 1102331-011 **Receive Date:** 2/25/2011 15:25

PROFILE II

Parameter	Method	Results	Units	Reporting Limit	Date Analyzed
Phosphorus	EPA 200.7	<0.50	mg/L	0.50	3/8/2011
Potassium	EPA 200.7	11	mg/L	0.50	3/8/2011
Scandium	EPA 200.7	<0.10	mg/L	0.10	3/8/2011
Silver	EPA 200.7	<0.0050	mg/L	0.0050	3/8/2011
Sodium	EPA 200.7	1.3	mg/L	0.50	3/8/2011
Strontium	EPA 200.7	1.0	mg/L	0.10	3/8/2011
Tin	EPA 200.7	<0.10	mg/L	0.10	3/8/2011
Titanium	EPA 200.7	<0.10	mg/L	0.10	3/8/2011
Vanadium	EPA 200.7	<0.010	mg/L	0.010	3/8/2011
Zinc	EPA 200.7	0.011	mg/L	0.010	3/8/2011
Mercury	EPA 200.8	<0.00010	mg/L	0.00010	3/7/2011
Antimony	EPA 200.8	<0.0025	mg/L	0.0025	3/7/2011
Arsenic	EPA 200.8	<0.0050	mg/L	0.0050	3/7/2011
Lead	EPA 200.8	<0.0025	mg/L	0.0025	3/7/2011
Selenium	EPA 200.8	0.0092	mg/L	0.0050	3/9/2011
Thallium	EPA 200.8	<0.0010	mg/L	0.0010	3/7/2011
Uranium	EPA 200.8	<0.010	mg/L	0.010	3/7/2011
Anions	Calculation	4.71	meq/L	0.10	
Cations	Calculation	4.75	meq/L	0.10	
Error	Calculation	<1.0	%	1.0	

Customer Sample ID: 605 033 WK:4 **Collect Date/Time:** 2/25/2011 09:00
WETLAB Sample ID: 1102331-012 **Receive Date:** 2/25/2011 15:25

PROFILE II

Parameter	Method	Results	Units	Reporting Limit	Date Analyzed
pH	SM 4500-H+ B	8.11	pH Units		2/25/2011
Bicarbonate (HCO3)	SM 2320B	98	mg/L	1.0	2/25/2011
Carbonate (CO3)	SM 2320B	<1.0	mg/L	1.0	2/25/2011
Hydroxide (OH)	SM 2320B	<1.0	mg/L	1.0	2/25/2011
Total Alkalinity	SM 2320B	80	mg/L as CaCO3	1.0	2/25/2011
Chloride	EPA 300.0	<1.0	mg/L	1.0	2/26/2011
Fluoride	EPA 300.0	2.5	mg/L	0.10	2/26/2011
Sulfate	EPA 300.0	41	mg/L	1.0	2/26/2011
Nitrate Nitrogen	EPA 300.0	<1.0	mg/L	1.0	2/26/2011
Nitrite Nitrogen	EPA 300.0	<0.025	mg/L	0.025	2/26/2011
Total Dissolved Solids (TDS)	SM 2540C	190	mg/L	10	2/28/2011
Aluminum	EPA 200.7	<0.045	mg/L	0.045	3/8/2011
Barium	EPA 200.7	0.038	mg/L	0.010	3/8/2011
Beryllium	EPA 200.7	<0.0010	mg/L	0.0010	3/8/2011
Bismuth	EPA 200.7	<0.10	mg/L	0.10	3/8/2011

Customer Sample ID: 605 033 WK:4 **Collect Date/Time:** 2/25/2011 09:00
WETLAB Sample ID: 1102331-012 **Receive Date:** 2/25/2011 15:25

PROFILE II

Parameter	Method	Results	Units	Reporting Limit	Date Analyzed
Boron	EPA 200.7	<0.10	mg/L	0.10	3/8/2011
Cadmium	EPA 200.7	<0.0010	mg/L	0.0010	3/8/2011
Calcium	EPA 200.7	35	mg/L	0.50	3/8/2011
Chromium	EPA 200.7	<0.0050	mg/L	0.0050	3/8/2011
Cobalt	EPA 200.7	<0.010	mg/L	0.010	3/8/2011
Copper	EPA 200.7	<0.050	mg/L	0.050	3/8/2011
Gallium	EPA 200.7	<0.10	mg/L	0.10	3/8/2011
Iron	EPA 200.7	<0.010	mg/L	0.010	3/8/2011
Lithium	EPA 200.7	<0.10	mg/L	0.10	3/8/2011
Magnesium	EPA 200.7	5.1	mg/L	0.50	3/8/2011
Manganese	EPA 200.7	0.056	mg/L	0.0050	3/8/2011
Molybdenum	EPA 200.7	0.018	mg/L	0.010	3/8/2011
Nickel	EPA 200.7	<0.010	mg/L	0.010	3/8/2011
Phosphorus	EPA 200.7	<0.50	mg/L	0.50	3/8/2011
Potassium	EPA 200.7	13	mg/L	0.50	3/8/2011
Scandium	EPA 200.7	<0.10	mg/L	0.10	3/8/2011
Silver	EPA 200.7	<0.0050	mg/L	0.0050	3/8/2011
Sodium	EPA 200.7	3.1	mg/L	0.50	3/8/2011
Strontium	EPA 200.7	0.40	mg/L	0.10	3/8/2011
Tin	EPA 200.7	<0.10	mg/L	0.10	3/8/2011
Titanium	EPA 200.7	<0.10	mg/L	0.10	3/8/2011
Vanadium	EPA 200.7	<0.010	mg/L	0.010	3/8/2011
Zinc	EPA 200.7	<0.010	mg/L	0.010	3/8/2011
Mercury	EPA 200.8	<0.00010	mg/L	0.00010	3/7/2011
Antimony	EPA 200.8	<0.0025	mg/L	0.0025	3/7/2011
Arsenic	EPA 200.8	<0.0050	mg/L	0.0050	3/7/2011
Lead	EPA 200.8	<0.0025	mg/L	0.0025	3/7/2011
Selenium	EPA 200.8	<0.0050	mg/L	0.0050	3/9/2011
Thallium	EPA 200.8	<0.0010	mg/L	0.0010	3/7/2011
Uranium	EPA 200.8	0.035	mg/L	0.010	3/7/2011
Anions	Calculation	2.59	meq/L	0.10	
Cations	Calculation	2.64	meq/L	0.10	
Error	Calculation	<1.0	%	1.0	

Customer Sample ID: 605 153 WK:4 **Collect Date/Time:** 2/25/2011 09:00
WETLAB Sample ID: 1102331-013 **Receive Date:** 2/25/2011 15:25

PROFILE II

Parameter	Method	Results	Units	Reporting Limit	Date Analyzed
pH	SM 4500-H+ B	8.00	pH Units		2/25/2011
Bicarbonate (HCO3)	SM 2320B	69	mg/L	1.0	2/25/2011

Customer Sample ID: 605 153 WK:4 **Collect Date/Time:** 2/25/2011 09:00

WETLAB Sample ID: 1102331-013 **Receive Date:** 2/25/2011 15:25

PROFILE II

Parameter	Method	Results	Units	Reporting Limit	Date Analyzed
Carbonate (CO3)	SM 2320B	<1.0	mg/L	1.0	2/25/2011
Hydroxide (OH)	SM 2320B	<1.0	mg/L	1.0	2/25/2011
Total Alkalinity	SM 2320B	56	mg/L as CaCO3	1.0	2/25/2011
Chloride	EPA 300.0	<1.0	mg/L	1.0	2/26/2011
Fluoride	EPA 300.0	1.6	mg/L	0.10	2/26/2011
Sulfate	EPA 300.0	26	mg/L	1.0	2/26/2011
Nitrate Nitrogen	EPA 300.0	<1.0	mg/L	1.0	2/26/2011
Nitrite Nitrogen	EPA 300.0	<0.025	mg/L	0.025	2/26/2011
Total Dissolved Solids (TDS)	SM 2540C	150	mg/L	10	2/28/2011
Aluminum	EPA 200.7	0.057	mg/L	0.045	3/8/2011
Barium	EPA 200.7	0.14	mg/L	0.010	3/8/2011
Beryllium	EPA 200.7	<0.0010	mg/L	0.0010	3/8/2011
Bismuth	EPA 200.7	<0.10	mg/L	0.10	3/8/2011
Boron	EPA 200.7	<0.10	mg/L	0.10	3/8/2011
Cadmium	EPA 200.7	<0.0010	mg/L	0.0010	3/8/2011
Calcium	EPA 200.7	20	mg/L	0.50	3/8/2011
Chromium	EPA 200.7	<0.0050	mg/L	0.0050	3/8/2011
Cobalt	EPA 200.7	<0.010	mg/L	0.010	3/8/2011
Copper	EPA 200.7	<0.050	mg/L	0.050	3/8/2011
Gallium	EPA 200.7	<0.10	mg/L	0.10	3/8/2011
Iron	EPA 200.7	<0.010	mg/L	0.010	3/8/2011
Lithium	EPA 200.7	<0.10	mg/L	0.10	3/8/2011
Magnesium	EPA 200.7	4.4	mg/L	0.50	3/8/2011
Manganese	EPA 200.7	0.038	mg/L	0.0050	3/8/2011
Molybdenum	EPA 200.7	<0.010	mg/L	0.010	3/8/2011
Nickel	EPA 200.7	<0.010	mg/L	0.010	3/8/2011
Phosphorus	EPA 200.7	<0.50	mg/L	0.50	3/8/2011
Potassium	EPA 200.7	7.8	mg/L	0.50	3/8/2011
Scandium	EPA 200.7	<0.10	mg/L	0.10	3/8/2011
Silver	EPA 200.7	<0.0050	mg/L	0.0050	3/8/2011
Sodium	EPA 200.7	3.1	mg/L	0.50	3/8/2011
Strontium	EPA 200.7	1.5	mg/L	0.10	3/8/2011
Tin	EPA 200.7	<0.10	mg/L	0.10	3/8/2011
Titanium	EPA 200.7	<0.10	mg/L	0.10	3/8/2011
Vanadium	EPA 200.7	<0.010	mg/L	0.010	3/8/2011
Zinc	EPA 200.7	<0.010	mg/L	0.010	3/8/2011
Mercury	EPA 200.8	<0.00010	mg/L	0.00010	3/8/2011
Antimony	EPA 200.8	<0.0025	mg/L	0.0025	3/8/2011
Arsenic	EPA 200.8	<0.0050	mg/L	0.0050	3/7/2011
Lead	EPA 200.8	<0.0025	mg/L	0.0025	3/8/2011
Selenium	EPA 200.8	<0.0050	mg/L	0.0050	3/8/2011

Customer Sample ID: 605 153 WK:4 **Collect Date/Time:** 2/25/2011 09:00
WETLAB Sample ID: 1102331-013 **Receive Date:** 2/25/2011 15:25

PROFILE II

Parameter	Method	Results	Units	Reporting Limit	Date Analyzed
Thallium	EPA 200.8	<0.0010	mg/L	0.0010	3/8/2011
Uranium	EPA 200.8	0.017	mg/L	0.010	3/8/2011
Anions	Calculation	1.76	meq/L	0.10	
Cations	Calculation	1.70	meq/L	0.10	
Error	Calculation	1.6	%	1.0	

Customer Sample ID: SRK 0854 WK:4 **Collect Date/Time:** 2/25/2011 09:00
WETLAB Sample ID: 1102331-014 **Receive Date:** 2/25/2011 15:25

PROFILE II

Parameter	Method	Results	Units	Reporting Limit	Date Analyzed
pH	SM 4500-H+ B	5.11	pH Units		2/25/2011
Bicarbonate (HCO3)	SM 2320B	<1.0	mg/L	1.0	2/25/2011
Carbonate (CO3)	SM 2320B	<1.0	mg/L	1.0	2/25/2011
Hydroxide (OH)	SM 2320B	<1.0	mg/L	1.0	2/25/2011
Total Alkalinity	SM 2320B	<1.0	mg/L as CaCO3	1.0	2/25/2011
Chloride	EPA 300.0	<1.0	mg/L	1.0	2/26/2011
Fluoride	EPA 300.0	0.64	mg/L	0.20	2/26/2011
Sulfate	EPA 300.0	290	mg/L	2.0	2/26/2011
Nitrate Nitrogen	EPA 300.0	<1.0	mg/L	1.0	2/26/2011
Nitrite Nitrogen	EPA 300.0	<0.050	mg/L	0.050	2/26/2011
Total Dissolved Solids (TDS)	SM 2540C	500	mg/L	10	2/28/2011
Aluminum	EPA 200.7	0.31	mg/L	0.045	3/8/2011
Barium	EPA 200.7	<0.010	mg/L	0.010	3/8/2011
Beryllium	EPA 200.7	<0.0010	mg/L	0.0010	3/8/2011
Bismuth	EPA 200.7	<0.10	mg/L	0.10	3/8/2011
Boron	EPA 200.7	<0.10	mg/L	0.10	3/8/2011
Cadmium	EPA 200.7	0.012	mg/L	0.0010	3/8/2011
Calcium	EPA 200.7	78	mg/L	0.50	3/8/2011
Chromium	EPA 200.7	<0.0050	mg/L	0.0050	3/8/2011
Cobalt	EPA 200.7	0.044	mg/L	0.010	3/8/2011
Copper	EPA 200.7	46	mg/L	0.050	3/8/2011
Gallium	EPA 200.7	<0.10	mg/L	0.10	3/8/2011
Iron	EPA 200.7	<0.050	mg/L	0.050	3/9/2011
Lithium	EPA 200.7	<0.10	mg/L	0.10	3/8/2011
Magnesium	EPA 200.7	5.6	mg/L	0.50	3/8/2011
Manganese	EPA 200.7	1.2	mg/L	0.0050	3/8/2011
Molybdenum	EPA 200.7	<0.010	mg/L	0.010	3/8/2011
Nickel	EPA 200.7	0.026	mg/L	0.010	3/8/2011
Phosphorus	EPA 200.7	<0.50	mg/L	0.50	3/8/2011
Potassium	EPA 200.7	5.2	mg/L	0.50	3/8/2011

Customer Sample ID: SRK 0854 WK:4 **Collect Date/Time:** 2/25/2011 09:00
WETLAB Sample ID: 1102331-014 **Receive Date:** 2/25/2011 15:25

PROFILE II

Parameter	Method	Results	Units	Reporting Limit	Date Analyzed
Scandium	EPA 200.7	<0.10	mg/L	0.10	3/8/2011
Silver	EPA 200.7	<0.0050	mg/L	0.0050	3/8/2011
Sodium	EPA 200.7	0.97	mg/L	0.50	3/8/2011
Strontium	EPA 200.7	0.28	mg/L	0.10	3/8/2011
Tin	EPA 200.7	<0.10	mg/L	0.10	3/8/2011
Titanium	EPA 200.7	<0.10	mg/L	0.10	3/8/2011
Vanadium	EPA 200.7	<0.010	mg/L	0.010	3/8/2011
Zinc	EPA 200.7	0.76	mg/L	0.010	3/8/2011
Mercury	EPA 200.8	<0.00010	mg/L	0.00010	3/8/2011
Antimony	EPA 200.8	<0.0025	mg/L	0.0025	3/8/2011
Arsenic	EPA 200.8	<0.0050	mg/L	0.0050	3/8/2011
Lead	EPA 200.8	0.0056	mg/L	0.0025	3/8/2011
Selenium	EPA 200.8	0.014	mg/L	0.0050	3/8/2011
Thallium	EPA 200.8	<0.0010	mg/L	0.0010	3/8/2011
Uranium	EPA 200.8	<0.010	mg/L	0.010	3/8/2011
Anions	Calculation	6.07	meq/L	0.10	
Cations	Calculation	6.08	meq/L	0.10	
Error	Calculation	<1.0	%	1.0	

Customer Sample ID: SRK 0858 WK:4 **Collect Date/Time:** 2/25/2011 09:00
WETLAB Sample ID: 1102331-015 **Receive Date:** 2/25/2011 15:25

PROFILE II

Parameter	Method	Results	Units	Reporting Limit	Date Analyzed
pH	SM 4500-H+ B	4.39	pH Units		2/25/2011
Acidity (Titrimetric)	SM 2310B	89	mg/L as CaCO3		3/1/2011
Chloride	EPA 300.0	<10	mg/L	10	2/28/2011
Fluoride	EPA 300.0	11	mg/L	0.50	2/28/2011
Sulfate	EPA 300.0	99	mg/L	10	2/28/2011
Nitrate Nitrogen	EPA 300.0	<1.0	mg/L	1.0	2/26/2011
Nitrite Nitrogen	EPA 300.0	<0.025	mg/L	0.025	2/26/2011
Total Dissolved Solids (TDS)	SM 2540C	200	mg/L	10	2/28/2011
Aluminum	EPA 200.7	10	mg/L	0.045	3/8/2011
Barium	EPA 200.7	<0.010	mg/L	0.010	3/8/2011
Beryllium	EPA 200.7	0.0014	mg/L	0.0010	3/8/2011
Bismuth	EPA 200.7	<0.10	mg/L	0.10	3/8/2011
Boron	EPA 200.7	<0.10	mg/L	0.10	3/8/2011
Cadmium	EPA 200.7	<0.0010	mg/L	0.0010	3/8/2011
Calcium	EPA 200.7	20	mg/L	0.50	3/8/2011
Chromium	EPA 200.7	<0.0050	mg/L	0.0050	3/8/2011
Cobalt	EPA 200.7	0.014	mg/L	0.010	3/8/2011

Customer Sample ID: SRK 0858 WK:4 **Collect Date/Time:** 2/25/2011 09:00

WETLAB Sample ID: 1102331-015 **Receive Date:** 2/25/2011 15:25

PROFILE II

Parameter	Method	Results	Units	Reporting Limit	Date Analyzed
Copper	EPA 200.7	5.1	mg/L	0.050	3/8/2011
Gallium	EPA 200.7	<0.10	mg/L	0.10	3/8/2011
Iron	EPA 200.7	0.44	mg/L	0.010	3/8/2011
Lithium	EPA 200.7	<0.10	mg/L	0.10	3/8/2011
Magnesium	EPA 200.7	1.2	mg/L	0.50	3/8/2011
Manganese	EPA 200.7	0.38	mg/L	0.0050	3/8/2011
Molybdenum	EPA 200.7	<0.010	mg/L	0.010	3/8/2011
Nickel	EPA 200.7	<0.010	mg/L	0.010	3/8/2011
Phosphorus	EPA 200.7	<0.50	mg/L	0.50	3/8/2011
Potassium	EPA 200.7	2.5	mg/L	0.50	3/8/2011
Scandium	EPA 200.7	<0.10	mg/L	0.10	3/8/2011
Silver	EPA 200.7	<0.0050	mg/L	0.0050	3/8/2011
Sodium	EPA 200.7	1.1	mg/L	0.50	3/8/2011
Strontium	EPA 200.7	<0.10	mg/L	0.10	3/8/2011
Tin	EPA 200.7	<0.10	mg/L	0.10	3/8/2011
Titanium	EPA 200.7	<0.10	mg/L	0.10	3/8/2011
Vanadium	EPA 200.7	<0.010	mg/L	0.010	3/8/2011
Zinc	EPA 200.7	0.061	mg/L	0.010	3/8/2011
Mercury	EPA 200.8	<0.00010	mg/L	0.00010	3/7/2011
Antimony	EPA 200.8	<0.0025	mg/L	0.0025	3/7/2011
Arsenic	EPA 200.8	<0.0050	mg/L	0.0050	3/7/2011
Lead	EPA 200.8	<0.0025	mg/L	0.0025	3/7/2011
Selenium	EPA 200.8	<0.0050	mg/L	0.0050	3/8/2011
Thallium	EPA 200.8	<0.0010	mg/L	0.0010	3/7/2011
Uranium	EPA 200.8	<0.010	mg/L	0.010	3/8/2011
Anions	Calculation	2.66	meq/L	0.10	
Cations	Calculation	3.43	meq/L	0.10	
Error	Calculation	13	%	1.0	

Customer Sample ID: SRK 0864 WK:4 **Collect Date/Time:** 2/25/2011 09:00

WETLAB Sample ID: 1102331-016 **Receive Date:** 2/25/2011 15:25

PROFILE II

Parameter	Method	Results	Units	Reporting Limit	Date Analyzed
pH	SM 4500-H+ B	7.98	pH Units		2/25/2011
Bicarbonate (HCO3)	SM 2320B	40	mg/L	1.0	2/25/2011
Carbonate (CO3)	SM 2320B	<1.0	mg/L	1.0	2/25/2011
Hydroxide (OH)	SM 2320B	<1.0	mg/L	1.0	2/25/2011
Total Alkalinity	SM 2320B	33	mg/L as CaCO3	1.0	2/25/2011
Chloride	EPA 300.0	<1.0	mg/L	1.0	2/26/2011
Fluoride	EPA 300.0	2.1	mg/L	0.10	2/26/2011

Customer Sample ID: SRK 0864 WK:4 **Collect Date/Time:** 2/25/2011 09:00

WETLAB Sample ID: 1102331-016 **Receive Date:** 2/25/2011 15:25

PROFILE II

Parameter	Method	Results	Units	Reporting Limit	Date Analyzed
Sulfate	EPA 300.0	16	mg/L	1.0	2/26/2011
Nitrate Nitrogen	EPA 300.0	<1.0	mg/L	1.0	2/26/2011
Nitrite Nitrogen	EPA 300.0	0.061	mg/L	0.025	2/26/2011
Total Dissolved Solids (TDS)	SM 2540C	94	mg/L	10	2/28/2011
Aluminum	EPA 200.7	<0.045	mg/L	0.045	3/8/2011
Barium	EPA 200.7	<0.010	mg/L	0.010	3/8/2011
Beryllium	EPA 200.7	<0.0010	mg/L	0.0010	3/8/2011
Bismuth	EPA 200.7	<0.10	mg/L	0.10	3/8/2011
Boron	EPA 200.7	<0.10	mg/L	0.10	3/8/2011
Cadmium	EPA 200.7	<0.0010	mg/L	0.0010	3/8/2011
Calcium	EPA 200.7	12	mg/L	0.50	3/8/2011
Chromium	EPA 200.7	<0.0050	mg/L	0.0050	3/8/2011
Cobalt	EPA 200.7	<0.010	mg/L	0.010	3/8/2011
Copper	EPA 200.7	<0.050	mg/L	0.050	3/8/2011
Gallium	EPA 200.7	<0.10	mg/L	0.10	3/8/2011
Iron	EPA 200.7	<0.050	mg/L	0.050	3/9/2011
Lithium	EPA 200.7	<0.10	mg/L	0.10	3/8/2011
Magnesium	EPA 200.7	2.2	mg/L	0.50	3/8/2011
Manganese	EPA 200.7	0.014	mg/L	0.0050	3/8/2011
Molybdenum	EPA 200.7	0.045	mg/L	0.010	3/8/2011
Nickel	EPA 200.7	<0.010	mg/L	0.010	3/8/2011
Phosphorus	EPA 200.7	<0.50	mg/L	0.50	3/8/2011
Potassium	EPA 200.7	1.7	mg/L	0.50	3/8/2011
Scandium	EPA 200.7	<0.10	mg/L	0.10	3/8/2011
Silver	EPA 200.7	<0.0050	mg/L	0.0050	3/8/2011
Sodium	EPA 200.7	6.2	mg/L	0.50	3/8/2011
Strontium	EPA 200.7	<0.10	mg/L	0.10	3/8/2011
Tin	EPA 200.7	<0.10	mg/L	0.10	3/8/2011
Titanium	EPA 200.7	<0.10	mg/L	0.10	3/8/2011
Vanadium	EPA 200.7	<0.010	mg/L	0.010	3/8/2011
Zinc	EPA 200.7	<0.010	mg/L	0.010	3/8/2011
Mercury	EPA 200.8	<0.00010	mg/L	0.00010	3/7/2011
Antimony	EPA 200.8	<0.0025	mg/L	0.0025	3/8/2011
Arsenic	EPA 200.8	<0.0050	mg/L	0.0050	3/7/2011
Lead	EPA 200.8	<0.0025	mg/L	0.0025	3/7/2011
Selenium	EPA 200.8	<0.0050	mg/L	0.0050	3/8/2011
Thallium	EPA 200.8	<0.0010	mg/L	0.0010	3/7/2011
Uranium	EPA 200.8	<0.010	mg/L	0.010	3/8/2011
Anions	Calculation	1.10	meq/L	0.10	
Cations	Calculation	1.09	meq/L	0.10	
Error	Calculation	<1.0	%	1.0	

Customer Sample ID: SRK 0864 WK:4 **Collect Date/Time:** 2/25/2011 09:00
WETLAB Sample ID: 1102331-016 **Receive Date:** 2/25/2011 15:25

PROFILE II

Parameter	Method	Results	Units	Reporting Limit	Date Analyzed

Customer Sample ID: SRK 0866 WK:4 **Collect Date/Time:** 2/25/2011 09:00
WETLAB Sample ID: 1102331-017 **Receive Date:** 2/25/2011 15:25

PROFILE II

Parameter	Method	Results	Units	Reporting Limit	Date Analyzed
pH	SM 4500-H+ B	7.54	pH Units		2/25/2011
Bicarbonate (HCO3)	SM 2320B	27	mg/L	1.0	2/25/2011
Carbonate (CO3)	SM 2320B	<1.0	mg/L	1.0	2/25/2011
Hydroxide (OH)	SM 2320B	<1.0	mg/L	1.0	2/25/2011
Total Alkalinity	SM 2320B	22	mg/L as CaCO3	1.0	2/25/2011
Chloride	EPA 300.0	<1.0	mg/L	1.0	2/26/2011
Fluoride	EPA 300.0	1.3	mg/L	0.10	2/26/2011
Sulfate	EPA 300.0	12	mg/L	1.0	2/26/2011
Nitrate Nitrogen	EPA 300.0	<1.0	mg/L	1.0	2/26/2011
Nitrite Nitrogen	EPA 300.0	<0.025	mg/L	0.025	2/26/2011
Total Dissolved Solids (TDS)	SM 2540C	60	mg/L	10	2/28/2011
Aluminum	EPA 200.7	<0.045	mg/L	0.045	3/8/2011
Barium	EPA 200.7	<0.010	mg/L	0.010	3/8/2011
Beryllium	EPA 200.7	<0.0010	mg/L	0.0010	3/8/2011
Bismuth	EPA 200.7	<0.10	mg/L	0.10	3/8/2011
Boron	EPA 200.7	<0.10	mg/L	0.10	3/8/2011
Cadmium	EPA 200.7	<0.0010	mg/L	0.0010	3/8/2011
Calcium	EPA 200.7	9.9	mg/L	0.50	3/8/2011
Chromium	EPA 200.7	<0.0050	mg/L	0.0050	3/8/2011
Cobalt	EPA 200.7	<0.010	mg/L	0.010	3/8/2011
Copper	EPA 200.7	<0.050	mg/L	0.050	3/8/2011
Gallium	EPA 200.7	<0.10	mg/L	0.10	3/8/2011
Iron	EPA 200.7	<0.010	mg/L	0.010	3/8/2011
Lithium	EPA 200.7	<0.10	mg/L	0.10	3/8/2011
Magnesium	EPA 200.7	1.2	mg/L	0.50	3/8/2011
Manganese	EPA 200.7	0.0087	mg/L	0.0050	3/8/2011
Molybdenum	EPA 200.7	0.028	mg/L	0.010	3/8/2011
Nickel	EPA 200.7	<0.010	mg/L	0.010	3/8/2011
Phosphorus	EPA 200.7	<0.50	mg/L	0.50	3/8/2011
Potassium	EPA 200.7	2.1	mg/L	0.50	3/8/2011
Scandium	EPA 200.7	<0.10	mg/L	0.10	3/8/2011
Silver	EPA 200.7	<0.0050	mg/L	0.0050	3/8/2011
Sodium	EPA 200.7	2.2	mg/L	0.50	3/8/2011
Strontium	EPA 200.7	<0.10	mg/L	0.10	3/8/2011
Tin	EPA 200.7	<0.10	mg/L	0.10	3/8/2011

Customer Sample ID: SRK 0866 WK:4 **Collect Date/Time:** 2/25/2011 09:00
WETLAB Sample ID: 1102331-017 **Receive Date:** 2/25/2011 15:25

PROFILE II

Parameter	Method	Results	Units	Reporting Limit	Date Analyzed
Titanium	EPA 200.7	<0.10	mg/L	0.10	3/8/2011
Vanadium	EPA 200.7	<0.010	mg/L	0.010	3/8/2011
Zinc	EPA 200.7	<0.010	mg/L	0.010	3/8/2011
Mercury	EPA 200.8	<0.00010	mg/L	0.00010	3/8/2011
Antimony	EPA 200.8	<0.0025	mg/L	0.0025	3/8/2011
Arsenic	EPA 200.8	<0.0050	mg/L	0.0050	3/7/2011
Lead	EPA 200.8	<0.0025	mg/L	0.0025	3/8/2011
Selenium	EPA 200.8	<0.0050	mg/L	0.0050	3/8/2011
Thallium	EPA 200.8	<0.0010	mg/L	0.0010	3/8/2011
Uranium	EPA 200.8	<0.010	mg/L	0.010	3/8/2011
Anions	Calculation	0.76	meq/L	0.10	
Cations	Calculation	0.74	meq/L	0.10	
Error	Calculation	1.2	%	1.0	

Customer Sample ID: SRK 0867 WK:4 **Collect Date/Time:** 2/25/2011 09:00
WETLAB Sample ID: 1102331-018 **Receive Date:** 2/25/2011 15:25

PROFILE II

Parameter	Method	Results	Units	Reporting Limit	Date Analyzed
pH	SM 4500-H+ B	7.21	pH Units		2/25/2011
Bicarbonate (HCO3)	SM 2320B	17	mg/L	1.0	2/25/2011
Carbonate (CO3)	SM 2320B	<1.0	mg/L	1.0	2/25/2011
Hydroxide (OH)	SM 2320B	<1.0	mg/L	1.0	2/25/2011
Total Alkalinity	SM 2320B	14	mg/L as CaCO3	1.0	2/25/2011
Chloride	EPA 300.0	<1.0	mg/L	1.0	2/26/2011
Fluoride	EPA 300.0	2.1	mg/L	0.20	2/26/2011
Sulfate	EPA 300.0	320	mg/L	2.0	2/26/2011
Nitrate Nitrogen	EPA 300.0	<1.0	mg/L	1.0	2/26/2011
Nitrite Nitrogen	EPA 300.0	<0.050	mg/L	0.050	2/26/2011
Total Dissolved Solids (TDS)	SM 2540C	580	mg/L	10	2/28/2011
Aluminum	EPA 200.7	<0.045	mg/L	0.045	3/8/2011
Barium	EPA 200.7	<0.010	mg/L	0.010	3/8/2011
Beryllium	EPA 200.7	<0.0010	mg/L	0.0010	3/8/2011
Bismuth	EPA 200.7	<0.10	mg/L	0.10	3/8/2011
Boron	EPA 200.7	<0.10	mg/L	0.10	3/8/2011
Cadmium	EPA 200.7	<0.0010	mg/L	0.0010	3/8/2011
Calcium	EPA 200.7	130	mg/L	0.50	3/8/2011
Chromium	EPA 200.7	<0.0050	mg/L	0.0050	3/8/2011
Cobalt	EPA 200.7	<0.010	mg/L	0.010	3/8/2011
Copper	EPA 200.7	<0.050	mg/L	0.050	3/8/2011
Gallium	EPA 200.7	<0.10	mg/L	0.10	3/8/2011

Customer Sample ID: SRK 0867 WK:4 **Collect Date/Time:** 2/25/2011 09:00
WETLAB Sample ID: 1102331-018 **Receive Date:** 2/25/2011 15:25

PROFILE II

Parameter	Method	Results	Units	Reporting Limit	Date Analyzed
Iron	EPA 200.7	<0.010	mg/L	0.010	3/8/2011
Lithium	EPA 200.7	<0.10	mg/L	0.10	3/8/2011
Magnesium	EPA 200.7	8.3	mg/L	0.50	3/8/2011
Manganese	EPA 200.7	1.3	mg/L	0.0050	3/8/2011
Molybdenum	EPA 200.7	0.013	mg/L	0.010	3/8/2011
Nickel	EPA 200.7	<0.010	mg/L	0.010	3/8/2011
Phosphorus	EPA 200.7	<0.50	mg/L	0.50	3/8/2011
Potassium	EPA 200.7	3.4	mg/L	0.50	3/8/2011
Scandium	EPA 200.7	<0.10	mg/L	0.10	3/8/2011
Silver	EPA 200.7	<0.0050	mg/L	0.0050	3/8/2011
Sodium	EPA 200.7	1.6	mg/L	0.50	3/8/2011
Strontium	EPA 200.7	0.23	mg/L	0.10	3/8/2011
Tin	EPA 200.7	<0.10	mg/L	0.10	3/8/2011
Titanium	EPA 200.7	<0.10	mg/L	0.10	3/8/2011
Vanadium	EPA 200.7	<0.010	mg/L	0.010	3/8/2011
Zinc	EPA 200.7	0.018	mg/L	0.010	3/8/2011
Mercury	EPA 200.8	<0.00010	mg/L	0.00010	3/8/2011
Antimony	EPA 200.8	0.0045	mg/L	0.0025	3/8/2011
Arsenic	EPA 200.8	<0.0050	mg/L	0.0050	3/7/2011
Lead	EPA 200.8	<0.0025	mg/L	0.0025	3/8/2011
Selenium	EPA 200.8	<0.0050	mg/L	0.0050	3/8/2011
Thallium	EPA 200.8	<0.0010	mg/L	0.0010	3/8/2011
Uranium	EPA 200.8	<0.010	mg/L	0.010	3/8/2011
Anions	Calculation	7.05	meq/L	0.10	
Cations	Calculation	7.37	meq/L	0.10	
Error	Calculation	2.2	%	1.0	

Customer Sample ID: SRK 0872 WK:4 **Collect Date/Time:** 2/25/2011 09:00
WETLAB Sample ID: 1102331-019 **Receive Date:** 2/25/2011 15:25

PROFILE II

Parameter	Method	Results	Units	Reporting Limit	Date Analyzed
pH	SM 4500-H+ B	7.14	pH Units		2/25/2011
Bicarbonate (HCO3)	SM 2320B	16	mg/L	1.0	2/25/2011
Carbonate (CO3)	SM 2320B	<1.0	mg/L	1.0	2/25/2011
Hydroxide (OH)	SM 2320B	<1.0	mg/L	1.0	2/25/2011
Total Alkalinity	SM 2320B	13	mg/L as CaCO3	1.0	2/25/2011
Chloride	EPA 300.0	<1.0	mg/L	1.0	2/26/2011
Fluoride	EPA 300.0	1.4	mg/L	0.20	2/26/2011
Sulfate	EPA 300.0	650	mg/L	100	3/1/2011
Nitrate Nitrogen	EPA 300.0	<1.0	mg/L	1.0	2/26/2011

Customer Sample ID: SRK 0872 WK:4 **Collect Date/Time:** 2/25/2011 09:00

WETLAB Sample ID: 1102331-019 **Receive Date:** 2/25/2011 15:25

PROFILE II

Parameter	Method	Results	Units	Reporting Limit	Date Analyzed
Nitrite Nitrogen	EPA 300.0	<0.050	mg/L	0.050	2/26/2011
Total Dissolved Solids (TDS)	SM 2540C	1000	mg/L	10	2/28/2011
Aluminum	EPA 200.7	<0.045	mg/L	0.045	3/8/2011
Barium	EPA 200.7	<0.010	mg/L	0.010	3/8/2011
Beryllium	EPA 200.7	<0.0010	mg/L	0.0010	3/8/2011
Bismuth	EPA 200.7	<0.10	mg/L	0.10	3/8/2011
Boron	EPA 200.7	<0.10	mg/L	0.10	3/8/2011
Cadmium	EPA 200.7	<0.0050	mg/L	0.0050	3/9/2011
Calcium	EPA 200.7	240	mg/L	0.50	3/8/2011
Chromium	EPA 200.7	<0.0050	mg/L	0.0050	3/8/2011
Cobalt	EPA 200.7	<0.010	mg/L	0.010	3/8/2011
Copper	EPA 200.7	<0.050	mg/L	0.050	3/8/2011
Gallium	EPA 200.7	<0.10	mg/L	0.10	3/8/2011
Iron	EPA 200.7	<0.010	mg/L	0.010	3/8/2011
Lithium	EPA 200.7	<0.10	mg/L	0.10	3/8/2011
Magnesium	EPA 200.7	7.8	mg/L	0.50	3/8/2011
Manganese	EPA 200.7	1.2	mg/L	0.0050	3/8/2011
Molybdenum	EPA 200.7	<0.010	mg/L	0.010	3/8/2011
Nickel	EPA 200.7	<0.010	mg/L	0.010	3/8/2011
Phosphorus	EPA 200.7	<0.50	mg/L	0.50	3/8/2011
Potassium	EPA 200.7	2.0	mg/L	0.50	3/8/2011
Scandium	EPA 200.7	<0.10	mg/L	0.10	3/8/2011
Silver	EPA 200.7	<0.0050	mg/L	0.0050	3/8/2011
Sodium	EPA 200.7	0.97	mg/L	0.50	3/8/2011
Strontium	EPA 200.7	0.12	mg/L	0.10	3/8/2011
Tin	EPA 200.7	<0.10	mg/L	0.10	3/8/2011
Titanium	EPA 200.7	<0.10	mg/L	0.10	3/8/2011
Vanadium	EPA 200.7	<0.010	mg/L	0.010	3/8/2011
Zinc	EPA 200.7	0.11	mg/L	0.010	3/8/2011
Mercury	EPA 200.8	<0.00010	mg/L	0.00010	3/8/2011
Antimony	EPA 200.8	<0.0025	mg/L	0.0025	3/8/2011
Arsenic	EPA 200.8	<0.0050	mg/L	0.0050	3/8/2011
Lead	EPA 200.8	<0.0025	mg/L	0.0025	3/8/2011
Selenium	EPA 200.8	<0.0050	mg/L	0.0050	3/8/2011
Thallium	EPA 200.8	<0.0010	mg/L	0.0010	3/8/2011
Uranium	EPA 200.8	<0.010	mg/L	0.010	3/8/2011
Anions	Calculation	13.9	meq/L	0.10	
Cations	Calculation	12.8	meq/L	0.10	
Error	Calculation	4.2	%	1.0	

Western Environmental Testing Laboratory
QC Report

QCBatchID	QCType	Parameter	Method	Result	Units
QC1102669	Blank 1	Fluoride	EPA 300.0	<0.10	mg/L
QC1102669	Blank 2	Fluoride	EPA 300.0	<0.10	mg/L
QC1102669	Blank 3	Fluoride	EPA 300.0	<0.10	mg/L
QC1102671	Blank 1	Chloride	EPA 300.0	<1.0	mg/L
QC1102671	Blank 2	Chloride	EPA 300.0	<1.0	mg/L
QC1102671	Blank 3	Chloride	EPA 300.0	<1.0	mg/L
QC1102672	Blank 1	Nitrite Nitrogen	EPA 300.0	<0.025	mg/L
QC1102672	Blank 2	Nitrite Nitrogen	EPA 300.0	<0.025	mg/L
QC1102672	Blank 3	Nitrite Nitrogen	EPA 300.0	<0.025	mg/L
QC1102673	Blank 1	Nitrite Nitrogen	EPA 300.0	<0.025	mg/L
QC1102673	Blank 2	Nitrite Nitrogen	EPA 300.0	<0.025	mg/L
QC1102674	Blank 1	Nitrate Nitrogen	EPA 300.0	<1.0	mg/L
QC1102674	Blank 2	Nitrate Nitrogen	EPA 300.0	<1.0	mg/L
QC1102674	Blank 3	Nitrate Nitrogen	EPA 300.0	<1.0	mg/L
QC1102675	Blank 1	Nitrate Nitrogen	EPA 300.0	<1.0	mg/L
QC1102675	Blank 2	Nitrate Nitrogen	EPA 300.0	<1.0	mg/L
QC1102676	Blank 1	Sulfate	EPA 300.0	<1.0	mg/L
QC1102676	Blank 2	Sulfate	EPA 300.0	<1.0	mg/L
QC1102676	Blank 3	Sulfate	EPA 300.0	<1.0	mg/L
QC1102680	Blank 1	Sulfate	EPA 300.0	<1.0	mg/L
QC1102680	Blank 2	Sulfate	EPA 300.0	<1.0	mg/L
QC1103012	Blank 1	Sulfate	EPA 300.0	<1.0	mg/L
QC1103012	Blank 2	Sulfate	EPA 300.0	<1.0	mg/L
QC1103024	Blank 1	Fluoride	EPA 300.0	<0.10	mg/L
QC1103024	Blank 2	Fluoride	EPA 300.0	<0.10	mg/L
QC1103041	Blank 1	Total Dissolved Solids (TDS)	SM 2540C	<10	mg/L
QC1103041	Blank 2	Total Dissolved Solids (TDS)	SM 2540C	<10	mg/L
QC1103055	Blank 1	Aluminum, Dissolved	EPA 200.7	<0.045	mg/L
		Barium, Dissolved	EPA 200.7	<0.010	mg/L
		Beryllium, Dissolved	EPA 200.7	<0.0010	mg/L
		Bismuth, Dissolved	EPA 200.7	<0.10	mg/L
		Boron, Dissolved	EPA 200.7	<0.10	mg/L
		Cadmium, Dissolved	EPA 200.7	<0.0010	mg/L
		Calcium, Dissolved	EPA 200.7	<0.50	mg/L
		Chromium, Dissolved	EPA 200.7	<0.0050	mg/L
		Cobalt, Dissolved	EPA 200.7	<0.010	mg/L
		Copper, Dissolved	EPA 200.7	<0.050	mg/L
		Gallium, Dissolved	EPA 200.7	<0.10	mg/L
		Iron, Dissolved	EPA 200.7	<0.010	mg/L
		Lithium, Dissolved	EPA 200.7	<0.10	mg/L
		Magnesium, Dissolved	EPA 200.7	<0.50	mg/L
		Manganese, Dissolved	EPA 200.7	<0.0050	mg/L
		Molybdenum, Dissolved	EPA 200.7	<0.010	mg/L
		Nickel, Dissolved	EPA 200.7	<0.010	mg/L
		Phosphorus, Dissolved	EPA 200.7	<0.50	mg/L
		Potassium, Dissolved	EPA 200.7	<0.50	mg/L
		Scandium, Dissolved	EPA 200.7	<0.10	mg/L
		Silver, Dissolved	EPA 200.7	<0.0050	mg/L
		Sodium, Dissolved	EPA 200.7	<0.50	mg/L
		Strontium, Dissolved	EPA 200.7	<0.10	mg/L

QCBatchID	QCType	Parameter	Method	Result	Units
		Tin, Dissolved	EPA 200.7	<0.10	mg/L
		Titanium, Dissolved	EPA 200.7	<0.10	mg/L
		Vanadium, Dissolved	EPA 200.7	<0.010	mg/L
		Zinc, Dissolved	EPA 200.7	<0.010	mg/L
QC1103056	Blank 1	Aluminum, Dissolved	EPA 200.7	<0.045	mg/L
		Barium, Dissolved	EPA 200.7	<0.010	mg/L
		Beryllium, Dissolved	EPA 200.7	<0.0010	mg/L
		Bismuth, Dissolved	EPA 200.7	<0.10	mg/L
		Boron, Dissolved	EPA 200.7	<0.10	mg/L
		Cadmium, Dissolved	EPA 200.7	<0.0010	mg/L
		Calcium, Dissolved	EPA 200.7	<0.50	mg/L
		Chromium, Dissolved	EPA 200.7	<0.0050	mg/L
		Cobalt, Dissolved	EPA 200.7	<0.010	mg/L
		Copper, Dissolved	EPA 200.7	<0.050	mg/L
		Gallium, Dissolved	EPA 200.7	<0.10	mg/L
		Iron, Dissolved	EPA 200.7	<0.010	mg/L
		Lithium, Dissolved	EPA 200.7	<0.10	mg/L
		Magnesium, Dissolved	EPA 200.7	<0.50	mg/L
		Manganese, Dissolved	EPA 200.7	<0.0050	mg/L
		Molybdenum, Dissolved	EPA 200.7	<0.010	mg/L
		Nickel, Dissolved	EPA 200.7	<0.010	mg/L
		Phosphorus, Dissolved	EPA 200.7	<0.50	mg/L
		Potassium, Dissolved	EPA 200.7	<0.50	mg/L
		Scandium, Dissolved	EPA 200.7	<0.10	mg/L
		Silver, Dissolved	EPA 200.7	<0.0050	mg/L
		Sodium, Dissolved	EPA 200.7	<0.50	mg/L
		Strontium, Dissolved	EPA 200.7	<0.10	mg/L
		Tin, Dissolved	EPA 200.7	<0.10	mg/L
		Titanium, Dissolved	EPA 200.7	<0.10	mg/L
		Vanadium, Dissolved	EPA 200.7	<0.010	mg/L
		Zinc, Dissolved	EPA 200.7	<0.010	mg/L
QC1103096	Blank 1	Uranium, Dissolved	EPA 200.8	<0.010	mg/L
		Mercury, Dissolved	EPA 200.8	<0.00010	mg/L
		Antimony, Dissolved	EPA 200.8	<0.0025	mg/L
		Arsenic, Dissolved	EPA 200.8	<0.0050	mg/L
		Lead, Dissolved	EPA 200.8	<0.0025	mg/L
		Selenium, Dissolved	EPA 200.8	<0.0050	mg/L
		Thallium, Dissolved	EPA 200.8	<0.0010	mg/L
QC1103097	Blank 1	Uranium, Dissolved	EPA 200.8	<0.010	mg/L
		Mercury, Dissolved	EPA 200.8	<0.00010	mg/L
		Antimony, Dissolved	EPA 200.8	<0.0025	mg/L
		Arsenic, Dissolved	EPA 200.8	<0.0050	mg/L
		Lead, Dissolved	EPA 200.8	<0.0025	mg/L
		Selenium, Dissolved	EPA 200.8	<0.0050	mg/L
		Thallium, Dissolved	EPA 200.8	<0.0010	mg/L
QC1103148	Blank 1	Aluminum	EPA 200.7	<0.045	mg/L
		Barium	EPA 200.7	<0.010	mg/L
		Beryllium	EPA 200.7	<0.0010	mg/L
		Bismuth	EPA 200.7	<0.10	mg/L
		Boron	EPA 200.7	<0.10	mg/L
		Cadmium	EPA 200.7	<0.0010	mg/L
		Calcium	EPA 200.7	<0.50	mg/L
		Chromium	EPA 200.7	<0.0050	mg/L
		Cobalt	EPA 200.7	<0.010	mg/L
		Copper	EPA 200.7	<0.050	mg/L
		Gallium	EPA 200.7	<0.10	mg/L

QCBatchID	QCType	Parameter	Method	Result	Units
		Iron	EPA 200.7	<0.010	mg/L
		Lithium	EPA 200.7	<0.10	mg/L
		Magnesium	EPA 200.7	<0.50	mg/L
		Manganese	EPA 200.7	<0.0050	mg/L
		Molybdenum	EPA 200.7	<0.010	mg/L
		Nickel	EPA 200.7	<0.010	mg/L
		Phosphorus	EPA 200.7	<0.50	mg/L
		Potassium	EPA 200.7	<0.50	mg/L
		Scandium	EPA 200.7	<0.10	mg/L
		Silver	EPA 200.7	<0.0050	mg/L
		Sodium	EPA 200.7	<0.50	mg/L
		Strontium	EPA 200.7	<0.10	mg/L
		Tin	EPA 200.7	<0.10	mg/L
		Titanium	EPA 200.7	<0.10	mg/L
		Vanadium	EPA 200.7	<0.010	mg/L
		Zinc	EPA 200.7	<0.010	mg/L
QC1103149	Blank 1	Aluminum	EPA 200.7	<0.045	mg/L
		Barium	EPA 200.7	<0.010	mg/L
		Beryllium	EPA 200.7	<0.0010	mg/L
		Bismuth	EPA 200.7	<0.10	mg/L
		Boron	EPA 200.7	<0.10	mg/L
		Cadmium	EPA 200.7	<0.0010	mg/L
		Calcium	EPA 200.7	<0.50	mg/L
		Chromium	EPA 200.7	<0.0050	mg/L
		Cobalt	EPA 200.7	<0.010	mg/L
		Copper	EPA 200.7	<0.050	mg/L
		Gallium	EPA 200.7	<0.10	mg/L
		Iron	EPA 200.7	<0.010	mg/L
		Lithium	EPA 200.7	<0.10	mg/L
		Magnesium	EPA 200.7	<0.50	mg/L
		Manganese	EPA 200.7	<0.0050	mg/L
		Molybdenum	EPA 200.7	<0.010	mg/L
		Nickel	EPA 200.7	<0.010	mg/L
		Phosphorus	EPA 200.7	<0.50	mg/L
		Potassium	EPA 200.7	<0.50	mg/L
		Scandium	EPA 200.7	<0.10	mg/L
		Silver	EPA 200.7	<0.0050	mg/L
		Sodium	EPA 200.7	<0.50	mg/L
		Strontium	EPA 200.7	<0.10	mg/L
		Tin	EPA 200.7	<0.10	mg/L
		Titanium	EPA 200.7	<0.10	mg/L
		Vanadium	EPA 200.7	<0.010	mg/L
		Zinc	EPA 200.7	<0.010	mg/L
QC1103150	Blank 1	Mercury	EPA 200.8	<0.00010	mg/L
		Antimony	EPA 200.8	<0.0025	mg/L
		Arsenic	EPA 200.8	<0.0050	mg/L
		Lead	EPA 200.8	<0.0025	mg/L
		Selenium	EPA 200.8	<0.0050	mg/L
		Thallium	EPA 200.8	<0.0010	mg/L
		Uranium	EPA 200.8	<0.010	mg/L
QC1103152	Blank 1	Mercury	EPA 200.8	<0.00010	mg/L
		Antimony	EPA 200.8	<0.0025	mg/L
		Arsenic	EPA 200.8	<0.0050	mg/L
		Lead	EPA 200.8	<0.0025	mg/L
		Selenium	EPA 200.8	<0.0050	mg/L
		Thallium	EPA 200.8	<0.0010	mg/L

QCBatchID	QCType	Parameter	Method	Result	Units
		Uranium	EPA 200.8	<0.010	mg/L

QCBatchID	QCType	Parameter	Method	Result	Actual	% Recovery	Units
QC1102669	LCS 1	Fluoride	EPA 300.0	2.06	2.00	103	mg/L
QC1102671	LCS 1	Chloride	EPA 300.0	9.97	10.0	100	mg/L
QC1102672	LCS 1	Nitrite Nitrogen	EPA 300.0	0.504	0.500	101	mg/L
QC1102673	LCS 1	Nitrite Nitrogen	EPA 300.0	0.504	0.500	101	mg/L
QC1102674	LCS 1	Nitrate Nitrogen	EPA 300.0	2.00	2.00	100	mg/L
QC1102675	LCS 1	Nitrate Nitrogen	EPA 300.0	2.00	2.00	100	mg/L
QC1102676	LCS 1	Sulfate	EPA 300.0	24.4	25.0	97	mg/L
QC1102680	LCS 1	Sulfate	EPA 300.0	24.4	25.0	97	mg/L
QC1102681	LCS 1	pH	SM 4500-H+ B	7.01	7.00	100	pH Units
QC1102681	LCS 2	pH	SM 4500-H+ B	7.01	7.00	100	pH Units
QC1102683	LCS 1	Alkalinity	SM 2320B	95.0	100	95	mg/L
QC1102683	LCS 2	Alkalinity	SM 2320B	95.0	100	95	mg/L
QC1103012	LCS 1	Sulfate	EPA 300.0	5.04	5.00	101	mg/L
QC1103024	LCS 1	Fluoride	EPA 300.0	2.19	2.00	110	mg/L
QC1103041	LCS 1	Total Dissolved Solids (TDS)	SM 2540C	156	150	104	mg/L
QC1103041	LCS 2	Total Dissolved Solids (TDS)	SM 2540C	151	150	100	mg/L
QC1103055	LCS 1	Aluminum	EPA 200.7	0.942	1.00	94	mg/L
		Barium	EPA 200.7	1.00	1.00	100	mg/L
		Beryllium	EPA 200.7	0.997	1.00	100	mg/L
		Bismuth	EPA 200.7	1.04	1.00	104	mg/L
		Boron	EPA 200.7	0.962	1.00	96	mg/L
		Cadmium	EPA 200.7	1.01	1.00	101	mg/L
		Calcium	EPA 200.7	9.99	10.0	100	mg/L
		Chromium	EPA 200.7	0.989	1.00	99	mg/L
		Cobalt	EPA 200.7	1.00	1.00	100	mg/L
		Copper	EPA 200.7	4.91	5.00	98	mg/L
		Gallium	EPA 200.7	1.00	1.00	100	mg/L
		Iron	EPA 200.7	0.992	1.00	99	mg/L
		Lithium	EPA 200.7	0.995	1.00	100	mg/L
		Magnesium	EPA 200.7	9.54	10.0	95	mg/L
		Manganese	EPA 200.7	0.996	1.00	100	mg/L
		Molybdenum	EPA 200.7	0.962	1.00	96	mg/L
		Nickel	EPA 200.7	5.00	5.00	100	mg/L
		Phosphorus	EPA 200.7	5.02	5.00	100	mg/L
		Potassium	EPA 200.7	10.2	10.0	102	mg/L
		Scandium	EPA 200.7	0.992	1.00	99	mg/L
		Silver	EPA 200.7	0.094	0.090	105	mg/L
		Sodium	EPA 200.7	10.0	10.0	100	mg/L
		Strontium	EPA 200.7	1.02	1.00	102	mg/L
		Tin	EPA 200.7	0.942	1.00	94	mg/L
		Titanium	EPA 200.7	0.967	1.00	97	mg/L
		Vanadium	EPA 200.7	0.994	1.00	99	mg/L
		Zinc	EPA 200.7	1.02	1.00	102	mg/L
QC1103056	LCS 1	Aluminum	EPA 200.7	0.964	1.00	96	mg/L
		Barium	EPA 200.7	1.03	1.00	103	mg/L
		Beryllium	EPA 200.7	1.00	1.00	100	mg/L
		Bismuth	EPA 200.7	1.05	1.00	105	mg/L
		Boron	EPA 200.7	0.986	1.00	99	mg/L
		Cadmium	EPA 200.7	1.02	1.00	102	mg/L
		Calcium	EPA 200.7	10.2	10.0	102	mg/L
		Chromium	EPA 200.7	1.02	1.00	102	mg/L
		Cobalt	EPA 200.7	1.04	1.00	104	mg/L
		Copper	EPA 200.7	5.25	5.00	105	mg/L

QCBatchID	QCType	Parameter	Method	Result	Actual	% Recovery	Units
		Gallium	EPA 200.7	1.03	1.00	103	mg/L
		Iron	EPA 200.7	1.07	1.00	107	mg/L
		Lithium	EPA 200.7	0.999	1.00	100	mg/L
		Magnesium	EPA 200.7	10.2	10.0	102	mg/L
		Manganese	EPA 200.7	0.981	1.00	98	mg/L
		Molybdenum	EPA 200.7	0.964	1.00	96	mg/L
		Nickel	EPA 200.7	5.10	5.00	102	mg/L
		Phosphorus	EPA 200.7	5.13	5.00	103	mg/L
		Potassium	EPA 200.7	10.0	10.0	100	mg/L
		Scandium	EPA 200.7	1.02	1.00	102	mg/L
		Silver	EPA 200.7	0.098	0.090	108	mg/L
		Sodium	EPA 200.7	10.1	10.0	101	mg/L
		Strontium	EPA 200.7	1.00	1.00	100	mg/L
		Tin	EPA 200.7	0.918	1.00	92	mg/L
		Titanium	EPA 200.7	1.04	1.00	104	mg/L
		Vanadium	EPA 200.7	1.02	1.00	102	mg/L
		Zinc	EPA 200.7	1.03	1.00	103	mg/L
QC1103096	LCS 1	Mercury	EPA 200.8	0.000943	0.001	94	mg/L
		Antimony	EPA 200.8	0.0101	0.010	101	mg/L
		Arsenic	EPA 200.8	0.0503	0.050	101	mg/L
		Lead	EPA 200.8	0.0103	0.010	103	mg/L
		Selenium	EPA 200.8	0.0468	0.050	94	mg/L
		Thallium	EPA 200.8	0.0096	0.010	96	mg/L
		Uranium	EPA 200.8	0.0098	0.010	98	mg/L
QC1103097	LCS 1	Mercury	EPA 200.8	0.000996	0.001	100	mg/L
		Antimony	EPA 200.8	0.0101	0.010	101	mg/L
		Arsenic	EPA 200.8	0.0520	0.050	104	mg/L
		Lead	EPA 200.8	0.0109	0.010	109	mg/L
		Selenium	EPA 200.8	0.0490	0.050	98	mg/L
		Thallium	EPA 200.8	0.0102	0.010	102	mg/L
		Uranium	EPA 200.8	0.0104	0.010	104	mg/L
QC1103148	LCS 1	Aluminum	EPA 200.7	0.946	1.00	95	mg/L
		Barium	EPA 200.7	1.01	1.00	101	mg/L
		Beryllium	EPA 200.7	1.00	1.00	100	mg/L
		Bismuth	EPA 200.7	1.04	1.00	104	mg/L
		Boron	EPA 200.7	0.967	1.00	97	mg/L
		Cadmium	EPA 200.7	1.03	1.00	103	mg/L
		Calcium	EPA 200.7	10.2	10.0	102	mg/L
		Chromium	EPA 200.7	1.01	1.00	101	mg/L
		Cobalt	EPA 200.7	1.02	1.00	102	mg/L
		Copper	EPA 200.7	4.90	5.00	98	mg/L
		Gallium	EPA 200.7	1.00	1.00	100	mg/L
		Iron	EPA 200.7	1.01	1.00	101	mg/L
		Lithium	EPA 200.7	1.00	1.00	100	mg/L
		Magnesium	EPA 200.7	9.96	10.0	100	mg/L
		Manganese	EPA 200.7	0.996	1.00	100	mg/L
		Molybdenum	EPA 200.7	0.973	1.00	97	mg/L
		Nickel	EPA 200.7	5.08	5.00	102	mg/L
		Phosphorus	EPA 200.7	5.17	5.00	103	mg/L
		Potassium	EPA 200.7	10.0	10.0	100	mg/L
		Scandium	EPA 200.7	0.997	1.00	100	mg/L
		Silver	EPA 200.7	0.093	0.090	103	mg/L
		Sodium	EPA 200.7	10.0	10.0	100	mg/L
		Strontium	EPA 200.7	1.01	1.00	101	mg/L
		Tin	EPA 200.7	0.972	1.00	97	mg/L
		Titanium	EPA 200.7	0.974	1.00	97	mg/L

QCBatchID	QCType	Parameter	Method	Result	Actual	% Recovery	Units
		Vanadium	EPA 200.7	1.00	1.00	100	mg/L
		Zinc	EPA 200.7	1.05	1.00	105	mg/L
QC1103149	LCS 1	Aluminum	EPA 200.7	0.946	1.00	95	mg/L
		Barium	EPA 200.7	1.01	1.00	101	mg/L
		Beryllium	EPA 200.7	1.00	1.00	100	mg/L
		Bismuth	EPA 200.7	1.04	1.00	104	mg/L
		Boron	EPA 200.7	0.967	1.00	97	mg/L
		Cadmium	EPA 200.7	1.03	1.00	103	mg/L
		Calcium	EPA 200.7	10.2	10.0	102	mg/L
		Chromium	EPA 200.7	1.01	1.00	101	mg/L
		Cobalt	EPA 200.7	1.02	1.00	102	mg/L
		Copper	EPA 200.7	4.90	5.00	98	mg/L
		Gallium	EPA 200.7	1.00	1.00	100	mg/L
		Iron	EPA 200.7	1.01	1.00	101	mg/L
		Lithium	EPA 200.7	1.00	1.00	100	mg/L
		Magnesium	EPA 200.7	9.96	10.0	100	mg/L
		Manganese	EPA 200.7	0.996	1.00	100	mg/L
		Molybdenum	EPA 200.7	0.973	1.00	97	mg/L
		Nickel	EPA 200.7	5.08	5.00	102	mg/L
		Phosphorus	EPA 200.7	5.17	5.00	103	mg/L
		Potassium	EPA 200.7	10.0	10.0	100	mg/L
		Scandium	EPA 200.7	0.997	1.00	100	mg/L
		Silver	EPA 200.7	0.093	0.090	103	mg/L
		Sodium	EPA 200.7	10.0	10.0	100	mg/L
		Strontium	EPA 200.7	1.01	1.00	101	mg/L
		Tin	EPA 200.7	0.972	1.00	97	mg/L
		Titanium	EPA 200.7	0.974	1.00	97	mg/L
		Vanadium	EPA 200.7	1.00	1.00	100	mg/L
		Zinc	EPA 200.7	1.05	1.00	105	mg/L
QC1103150	LCS 1	Mercury	EPA 200.8	0.001074	0.001	107	mg/L
		Antimony	EPA 200.8	0.0109	0.010	109	mg/L
		Arsenic	EPA 200.8	0.0553	0.050	111	mg/L
		Lead	EPA 200.8	0.0110	0.010	110	mg/L
		Selenium	EPA 200.8	0.0521	0.050	104	mg/L
		Thallium	EPA 200.8	0.0106	0.010	106	mg/L
		Uranium	EPA 200.8	0.0107	0.010	107	mg/L
QC1103152	LCS 1	Mercury	EPA 200.8	0.001074	0.001	107	mg/L
		Antimony	EPA 200.8	0.0109	0.010	109	mg/L
		Arsenic	EPA 200.8	0.0553	0.050	111	mg/L
		Lead	EPA 200.8	0.0110	0.010	110	mg/L
		Selenium	EPA 200.8	0.0521	0.050	104	mg/L
		Thallium	EPA 200.8	0.0106	0.010	106	mg/L
		Uranium	EPA 200.8	0.0107	0.010	107	mg/L

QCBatchID	QCType	Parameter	Method	Duplicate Sample	Sample Result	Duplicate Result	Units	RPD
QC1102681	Duplicate 1	pH	SM 4500-H+ B	1102333-001	8.16	8.19	pH Units	<1%
QC1102681	Duplicate 2	pH	SM 4500-H+ B	1102332-001	7.30	7.22	pH Units	1 %
QC1102681	Duplicate 3	pH	SM 4500-H+ B	1102334-001	7.73	7.82	pH Units	1 %
QC1102683	Duplicate 1	Bicarbonate (HCO3)	SM 2320B	1102331-001	119	119	mg/L	<1%
		Carbonate (CO3)	SM 2320B	1102331-001	<1.000	<1.000	mg/L	<1%
		Hydroxide (OH)	SM 2320B	1102331-001	<1.000	<1.000	mg/L	<1%
		Total Alkalinity	SM 2320B	1102331-001	97.8	97.8	mg/L as CaCO3	<1%
QC1102683	Duplicate 2	Bicarbonate (HCO3)	SM 2320B	1102332-001	18.2	17.0	mg/L	7 %
		Carbonate (CO3)	SM 2320B	1102332-001	<1.000	<1.000	mg/L	<1%
		Hydroxide (OH)	SM 2320B	1102332-001	<1.000	<1.000	mg/L	<1%

QCBatchID	QCType	Parameter	Method	Duplicate Sample	Sample Result	Duplicate Result	Units	RPD
		Total Alkalinity	SM 2320B	1102332-001	14.9	14.0	mg/L as CaCO3	7 %
QC1102683	Duplicate 3	Bicarbonate (HCO3)	SM 2320B	1102334-001	48.6	48.6	mg/L	<1%
		Carbonate (CO3)	SM 2320B	1102334-001	<1.000	<1.000	mg/L	<1%
		Hydroxide (OH)	SM 2320B	1102334-001	<1.000	<1.000	mg/L	<1%
		Total Alkalinity	SM 2320B	1102334-001	39.8	39.9	mg/L as CaCO3	<1%
QC1103041	Duplicate 1	Total Dissolved Solids (TDS)	SM 2540C	1102248-005	233	236	mg/L	1 %
QC1103041	Duplicate 2	Total Dissolved Solids (TDS)	SM 2540C	1102248-006	426	421	mg/L	1 %
QC1103041	Duplicate 3	Total Dissolved Solids (TDS)	SM 2540C	1102333-001	800	808	mg/L	1 %

QCBatchID	QCType	Parameter	Method	Spike Sample	Sample Result		MS Result	MSD Result	Spike Value	Units	MS % Rec.	MSD % Rec.	RPD
QC1102669	MS 1	Fluoride	EPA 300.0	1102333-001	<0.500		10.0	10.5	2.00	mg/L	100	105	5 %
QC1102669	MS 2	Fluoride	EPA 300.0	1102331-010	2.59	M	3.92	3.85	2.00	mg/L	NC	NC	NC
QC1102671	MS 1	Chloride	EPA 300.0	1102333-001	12.6		38.6	39.1	5.00	mg/L	104	106	1 %
QC1102671	MS 2	Chloride	EPA 300.0	1102331-010	<1.000		5.29	5.32	5.00	mg/L	103	104	1 %
QC1102672	MS 1	Nitrite Nitrogen	EPA 300.0	1102328-001	<0.025		0.490	0.495	0.500	mg/L	98	99	1 %
QC1102672	MS 2	Nitrite Nitrogen	EPA 300.0	1102333-001	<0.125		2.65	2.69	0.500	mg/L	106	108	1 %
QC1102673	MS 1	Nitrite Nitrogen	EPA 300.0	1102331-010	<0.025		0.507	0.510	0.500	mg/L	101	102	1 %
QC1102674	MS 1	Nitrate Nitrogen	EPA 300.0	1102328-001	<1.000		2.13	2.15	2.00	mg/L	102	103	1 %
QC1102674	MS 2	Nitrate Nitrogen	EPA 300.0	1102333-001	<1.000		10.0	10.2	2.00	mg/L	100	102	2 %
QC1102675	MS 1	Nitrate Nitrogen	EPA 300.0	1102331-010	<1.000		1.98	1.99	2.00	mg/L	98	98	1 %
QC1102676	MS 1	Sulfate	EPA 300.0	1102328-001	174	SC	179	179	10.0	mg/L	NC	NC	NC
QC1102676	MS 2	Sulfate	EPA 300.0	1102333-001	<1.000		46.8	47.6	10.0	mg/L	94	95	2 %
QC1102680	MS 1	Sulfate	EPA 300.0	1102331-010	41.0		49.3	49.3	10.0	mg/L	82	83	<1%
QC1103012	MS 1	Sulfate	EPA 300.0	1102324-001	29.5		39.2	39.4	10.0	mg/L	97	99	1 %
QC1103024	MS 1	Fluoride	EPA 300.0	1102314-001	1.38	M	2.84	2.91	2.00	mg/L	NC	NC	NC
QC1103055	MS 1	Aluminum, Dissolved	EPA 200.7	1102287-002	<0.045		0.944	0.935	1.00	mg/L	94	93	1 %
		Barium, Dissolved	EPA 200.7	1102287-002	0.071		1.09	1.09	1.00	mg/L	102	102	<1%
		Beryllium, Dissolved	EPA 200.7	1102287-002	<0.001		1.02	1.01	1.00	mg/L	102	101	1 %
		Bismuth, Dissolved	EPA 200.7	1102287-002	<0.100		1.04	1.02	1.00	mg/L	105	103	2 %
		Boron, Dissolved	EPA 200.7	1102287-002	<0.100		1.09	1.08	1.00	mg/L	103	102	1 %
		Cadmium, Dissolved	EPA 200.7	1102287-002	<0.001		1.03	1.03	1.00	mg/L	103	103	<1%
		Calcium, Dissolved	EPA 200.7	1102287-002	29.1		38.6	38.0	10.0	mg/L	95	89	2 %
		Chromium, Dissolved	EPA 200.7	1102287-002	<0.005		1.01	1.01	1.00	mg/L	101	101	<1%
		Cobalt, Dissolved	EPA 200.7	1102287-002	<0.010		1.04	1.03	1.00	mg/L	104	103	1 %
		Copper, Dissolved	EPA 200.7	1102287-002	<0.050		5.28	5.27	5.00	mg/L	106	105	<1%
		Gallium, Dissolved	EPA 200.7	1102287-002	<0.100		1.01	1.02	1.00	mg/L	101	102	1 %
		Iron, Dissolved	EPA 200.7	1102287-002	<0.050		1.04	1.04	1.00	mg/L	101	101	<1%
		Lithium, Dissolved	EPA 200.7	1102287-002	<0.100		0.997	0.989	1.00	mg/L	99	98	1 %
		Magnesium, Dissolved	EPA 200.7	1102287-002	8.77		18.3	17.9	10.0	mg/L	95	91	2 %
		Manganese, Dissolved	EPA 200.7	1102287-002	<0.005		0.990	0.980	1.00	mg/L	99	98	1 %
		Molybdenum, Dissolved	EPA 200.7	1102287-002	<0.010		0.974	0.968	1.00	mg/L	97	97	1 %
		Nickel, Dissolved	EPA 200.7	1102287-002	<0.010		5.07	5.04	5.00	mg/L	101	101	1 %
		Phosphorus, Dissolved	EPA 200.7	1102287-002	<0.500		5.44	5.41	5.00	mg/L	102	102	1 %
		Potassium, Dissolved	EPA 200.7	1102287-002	5.84		16.4	16.5	10.0	mg/L	106	107	1 %
		Scandium, Dissolved	EPA 200.7	1102287-002	<0.100		1.01	1.01	1.00	mg/L	101	101	<1%
		Silver, Dissolved	EPA 200.7	1102287-002	<0.005		0.096	0.097	0.090	mg/L	108	109	1 %
		Sodium, Dissolved	EPA 200.7	1102287-002	22.7		32.4	32.2	10.0	mg/L	97	95	1 %
		Strontium, Dissolved	EPA 200.7	1102287-002	0.180		1.18	1.18	1.00	mg/L	100	100	<1%
		Tin, Dissolved	EPA 200.7	1102287-002	<0.100		0.927	0.914	1.00	mg/L	96	95	1 %
		Titanium, Dissolved	EPA 200.7	1102287-002	<0.100		1.00	0.999	1.00	mg/L	100	100	<1%
		Vanadium, Dissolved	EPA 200.7	1102287-002	0.019		1.05	1.04	1.00	mg/L	103	102	1 %
		Zinc, Dissolved	EPA 200.7	1102287-002	<0.010		1.08	1.07	1.00	mg/L	108	107	1 %
QC1103056	MS 1	Aluminum, Dissolved	EPA 200.7	1102287-003	<0.045		0.949	0.966	1.00	mg/L	94	96	2 %
		Barium, Dissolved	EPA 200.7	1102287-003	0.055		1.08	1.10	1.00	mg/L	102	104	2 %

QCBatchID	QCType	Parameter	Method	Spike Sample	Sample Result		MS Result	MSD Result	Spike Value	Units	MS % Rec.	MSD % Rec.	RPD
		Beryllium, Dissolved	EPA 200.7	1102287-003	<0.001		1.00	1.02	1.00	mg/L	100	102	2 %
		Bismuth, Dissolved	EPA 200.7	1102287-003	<0.100		1.03	1.05	1.00	mg/L	103	105	2 %
		Boron, Dissolved	EPA 200.7	1102287-003	<0.100		1.11	1.13	1.00	mg/L	102	104	2 %
		Cadmium, Dissolved	EPA 200.7	1102287-003	<0.001		1.02	1.04	1.00	mg/L	102	104	2 %
		Calcium, Dissolved	EPA 200.7	1102287-003	26.4		35.2	36.1	10.0	mg/L	88	97	3 %
		Chromium, Dissolved	EPA 200.7	1102287-003	<0.005		1.02	1.03	1.00	mg/L	102	103	1 %
		Cobalt, Dissolved	EPA 200.7	1102287-003	<0.010		1.03	1.06	1.00	mg/L	103	106	3 %
		Copper, Dissolved	EPA 200.7	1102287-003	<0.050		5.37	5.49	5.00	mg/L	107	110	2 %
		Gallium, Dissolved	EPA 200.7	1102287-003	<0.100		1.01	1.03	1.00	mg/L	101	103	2 %
		Iron, Dissolved	EPA 200.7	1102287-003	<0.010		1.07	1.07	1.00	mg/L	106	106	<1%
		Lithium, Dissolved	EPA 200.7	1102287-003	<0.100		0.945	0.988	1.00	mg/L	93	97	4 %
		Magnesium, Dissolved	EPA 200.7	1102287-003	5.77		15.5	15.6	10.0	mg/L	97	98	1 %
		Manganese, Dissolved	EPA 200.7	1102287-003	<0.005		0.971	0.981	1.00	mg/L	97	98	1 %
		Molybdenum, Dissolved	EPA 200.7	1102287-003	<0.010		0.965	0.984	1.00	mg/L	96	98	2 %
		Nickel, Dissolved	EPA 200.7	1102287-003	<0.010		5.03	5.13	5.00	mg/L	101	103	2 %
		Phosphorus, Dissolved	EPA 200.7	1102287-003	<0.500		5.26	5.43	5.00	mg/L	102	105	3 %
		Potassium, Dissolved	EPA 200.7	1102287-003	5.79		15.7	16.4	10.0	mg/L	99	106	4 %
		Scandium, Dissolved	EPA 200.7	1102287-003	<0.100		1.02	1.03	1.00	mg/L	102	103	1 %
		Silver, Dissolved	EPA 200.7	1102287-003	<0.005		0.098	0.099	0.090	mg/L	110	112	1 %
		Sodium, Dissolved	EPA 200.7	1102287-003	31.0		39.3	40.7	10.0	mg/L	83	97	4 %
		Strontium, Dissolved	EPA 200.7	1102287-003	0.151		1.11	1.15	1.00	mg/L	96	100	4 %
		Tin, Dissolved	EPA 200.7	1102287-003	<0.100		0.894	0.914	1.00	mg/L	92	94	2 %
		Titanium, Dissolved	EPA 200.7	1102287-003	<0.100		1.05	1.05	1.00	mg/L	105	105	<1%
		Vanadium, Dissolved	EPA 200.7	1102287-003	0.020		1.05	1.07	1.00	mg/L	103	105	2 %
		Zinc, Dissolved	EPA 200.7	1102287-003	<0.010		1.05	1.08	1.00	mg/L	105	108	3 %
QC1103096	MS 1	Uranium, Dissolved	EPA 200.8	1102287-002	<0.0100		0.0114	0.0109	0.010	mg/L	108	102	4 %
		Mercury, Dissolved	EPA 200.8	1102287-002	<0.000100		0.001020	0.001056	0.001	mg/L	102	106	3 %
		Antimony, Dissolved	EPA 200.8	1102287-002	<0.0025		0.0100	0.0103	0.010	mg/L	100	103	3 %
		Arsenic, Dissolved	EPA 200.8	1102287-002	0.0072		0.0606	0.0607	0.050	mg/L	107	107	<1%
		Lead, Dissolved	EPA 200.8	1102287-002	<0.0025		0.0112	0.0108	0.010	mg/L	112	108	4 %
		Selenium, Dissolved	EPA 200.8	1102287-002	<0.0050		0.0499	0.0500	0.050	mg/L	100	100	<1%
		Thallium, Dissolved	EPA 200.8	1102287-002	<0.0010		0.0103	0.0100	0.010	mg/L	103	100	3 %
QC1103097	MS 1	Uranium, Dissolved	EPA 200.8	1102287-003	<0.0100		0.0123	0.0127	0.010	mg/L	111	115	3 %
		Mercury, Dissolved	EPA 200.8	1102287-003	<0.000100		0.001058	0.001154	0.001	mg/L	104	113	9 %
		Antimony, Dissolved	EPA 200.8	1102287-003	<0.0025		0.0103	0.0102	0.010	mg/L	99	98	1 %
		Arsenic, Dissolved	EPA 200.8	1102287-003	0.0126		0.0650	0.0655	0.050	mg/L	105	106	1 %
		Lead, Dissolved	EPA 200.8	1102287-003	<0.0025		0.0115	0.0116	0.010	mg/L	114	114	1 %
		Selenium, Dissolved	EPA 200.8	1102287-003	<0.0050		0.0483	0.0488	0.050	mg/L	95	96	1 %
		Thallium, Dissolved	EPA 200.8	1102287-003	<0.0010		0.0105	0.0102	0.010	mg/L	104	101	3 %
QC1103148	MS 1	Aluminum	EPA 200.7	1102319-001	0.535	M	1.87	1.89	1.00	mg/L	NC	NC	NC
		Barium	EPA 200.7	1102319-001	0.047		1.04	1.05	1.00	mg/L	99	100	1 %
		Beryllium	EPA 200.7	1102319-001	<0.001		1.00	0.999	1.00	mg/L	100	100	<1%
		Bismuth	EPA 200.7	1102319-001	<0.100		1.02	1.01	1.00	mg/L	102	101	1 %
		Boron	EPA 200.7	1102319-001	<0.100		1.05	1.06	1.00	mg/L	100	101	1 %
		Cadmium	EPA 200.7	1102319-001	<0.001		1.00	1.01	1.00	mg/L	100	101	1 %
		Calcium	EPA 200.7	1102319-001	34.1		43.4	44.9	10.0	mg/L	93	108	3 %
		Chromium	EPA 200.7	1102319-001	<0.005		0.989	0.994	1.00	mg/L	99	99	1 %
		Cobalt	EPA 200.7	1102319-001	<0.010		1.00	1.00	1.00	mg/L	100	100	<1%
		Copper	EPA 200.7	1102319-001	<0.050		5.02	5.10	5.00	mg/L	100	102	2 %
		Gallium	EPA 200.7	1102319-001	<0.100		0.988	0.994	1.00	mg/L	99	99	1 %
		Iron	EPA 200.7	1102319-001	0.379		1.54	1.56	1.00	mg/L	116	118	1 %
		Lithium	EPA 200.7	1102319-001	<0.100		0.979	0.984	1.00	mg/L	97	97	1 %
		Magnesium	EPA 200.7	1102319-001	11.4		21.1	21.2	10.0	mg/L	97	98	<1%
		Manganese	EPA 200.7	1102319-001	0.017		0.989	0.992	1.00	mg/L	97	98	<1%
		Molybdenum	EPA 200.7	1102319-001	<0.010		0.967	0.958	1.00	mg/L	97	96	1 %

QCBatchID	QCType	Parameter	Method	Spike Sample	Sample Result	MS Result	MSD Result	Spike Value	Units	MS % Rec.	MSD % Rec.	RPD
		Nickel	EPA 200.7	1102319-001	<0.010	4.92	4.95	5.00	mg/L	98	99	1 %
		Phosphorus	EPA 200.7	1102319-001	<0.500	5.28	5.24	5.00	mg/L	104	103	1 %
		Potassium	EPA 200.7	1102319-001	4.14	14.7	14.9	10.0	mg/L	106	108	1 %
		Scandium	EPA 200.7	1102319-001	<0.100	1.00	1.01	1.00	mg/L	100	101	1 %
		Silver	EPA 200.7	1102319-001	<0.005	0.093	0.094	0.090	mg/L	105	106	1 %
		Sodium	EPA 200.7	1102319-001	23.4	33.0	34.2	10.0	mg/L	96	108	4 %
		Strontium	EPA 200.7	1102319-001	0.197	1.19	1.22	1.00	mg/L	99	102	2 %
		Tin	EPA 200.7	1102319-001	<0.100	0.935	0.918	1.00	mg/L	98	96	2 %
		Titanium	EPA 200.7	1102319-001	<0.100	1.02	1.02	1.00	mg/L	101	101	<1%
		Vanadium	EPA 200.7	1102319-001	0.015	1.02	1.02	1.00	mg/L	100	100	<1%
		Zinc	EPA 200.7	1102319-001	<0.010	1.05	1.05	1.00	mg/L	104	104	<1%
QC1103149	MS 1	Aluminum	EPA 200.7	1102319-002	0.354	1.51	1.51	1.00	mg/L	116	116	<1%
		Barium	EPA 200.7	1102319-002	0.060	1.02	1.02	1.00	mg/L	96	96	<1%
		Beryllium	EPA 200.7	1102319-002	<0.001	0.982	0.984	1.00	mg/L	98	98	<1%
		Bismuth	EPA 200.7	1102319-002	<0.100	0.981	0.983	1.00	mg/L	100	100	<1%
		Boron	EPA 200.7	1102319-002	<0.100	1.07	1.08	1.00	mg/L	99	100	1 %
		Cadmium	EPA 200.7	1102319-002	<0.001	0.946	0.970	1.00	mg/L	95	97	3 %
		Calcium	EPA 200.7	1102319-002	86.1	96.8	98.8	10.0	mg/L	107	127	2 %
		Chromium	EPA 200.7	1102319-002	<0.005	0.956	0.961	1.00	mg/L	96	96	1 %
		Cobalt	EPA 200.7	1102319-002	<0.010	0.953	0.968	1.00	mg/L	95	97	2 %
		Copper	EPA 200.7	1102319-002	<0.050	4.93	4.90	5.00	mg/L	99	98	1 %
		Gallium	EPA 200.7	1102319-002	<0.100	0.946	0.945	1.00	mg/L	95	94	<1%
		Iron	EPA 200.7	1102319-002	0.312	1.44	1.43	1.00	mg/L	113	112	1 %
		Lithium	EPA 200.7	1102319-002	<0.100	0.978	0.957	1.00	mg/L	96	94	2 %
		Magnesium	EPA 200.7	1102319-002	30.4	39.2	40.0	10.0	mg/L	88	96	2 %
		Manganese	EPA 200.7	1102319-002	0.010	0.953	0.964	1.00	mg/L	94	95	1 %
		Molybdenum	EPA 200.7	1102319-002	<0.010	0.943	0.950	1.00	mg/L	95	95	1 %
		Nickel	EPA 200.7	1102319-002	<0.010	4.69	4.77	5.00	mg/L	94	95	2 %
		Phosphorus	EPA 200.7	1102319-002	<0.500	5.16	5.27	5.00	mg/L	101	103	2 %
		Potassium	EPA 200.7	1102319-002	5.89	16.4	16.3	10.0	mg/L	105	104	1 %
		Scandium	EPA 200.7	1102319-002	<0.100	0.993	0.979	1.00	mg/L	99	98	1 %
		Silver	EPA 200.7	1102319-002	<0.005	0.090	0.089	0.090	mg/L	101	100	1 %
		Sodium	EPA 200.7	1102319-002	48.1	58.3	58.0	10.0	mg/L	102	99	1 %
		Strontium	EPA 200.7	1102319-002	0.460	1.46	1.43	1.00	mg/L	100	97	2 %
		Tin	EPA 200.7	1102319-002	<0.100	0.865	0.889	1.00	mg/L	94	96	3 %
		Titanium	EPA 200.7	1102319-002	<0.100	1.01	0.990	1.00	mg/L	100	98	2 %
		Vanadium	EPA 200.7	1102319-002	0.034	1.01	1.02	1.00	mg/L	98	99	1 %
		Zinc	EPA 200.7	1102319-002	<0.010	0.974	1.00	1.00	mg/L	97	100	3 %
QC1103150	MS 1	Mercury	EPA 200.8	1102319-001	<0.000100	0.001048	0.001046	0.001	mg/L	98	98	<1%
		Antimony	EPA 200.8	1102319-001	<0.0025	0.0107	0.0107	0.010	mg/L	98	97	<1%
		Arsenic	EPA 200.8	1102319-001	<0.0050	0.0605	0.0599	0.050	mg/L	111	110	1 %
		Lead	EPA 200.8	1102319-001	<0.0025	0.0114	0.0116	0.010	mg/L	112	114	2 %
		Selenium	EPA 200.8	1102319-001	<0.0050	0.0551	0.0552	0.050	mg/L	103	104	<1%
		Thallium	EPA 200.8	1102319-001	<0.0010	0.0113	0.0113	0.010	mg/L	112	112	<1%
		Uranium	EPA 200.8	1102319-001	<0.0100	0.0114	0.0117	0.010	mg/L	111	114	3 %
QC1103152	MS 1	Mercury	EPA 200.8	1102319-002	<0.000100	0.000984	0.000994	0.001	mg/L	96	97	1 %
		Antimony	EPA 200.8	1102319-002	<0.0025	0.0112	0.0112	0.010	mg/L	97	97	<1%
		Arsenic	EPA 200.8	1102319-002	0.0082	0.0687	0.0666	0.050	mg/L	121	117	3 %
		Lead	EPA 200.8	1102319-002	<0.0025	0.0111	0.0107	0.010	mg/L	109	105	4 %
		Selenium	EPA 200.8	1102319-002	0.0099	0.0644	0.0598	0.050	mg/L	109	100	7 %
		Thallium	EPA 200.8	1102319-002	<0.0010	0.0110	0.0104	0.010	mg/L	110	104	6 %
		Uranium	EPA 200.8	1102319-002	<0.0100	0.0121	0.0117	0.010	mg/L	112	107	3 %

WETLAB
WESTERN ENVIRONMENTAL TESTING LABORATORY
Specializing in Soil, Hazardous Waste and Water Analysis.
475 E. Greg Street #119 | Sparks, Nevada 89431
tel (775) 355-0202 | fax (775) 355-0817 | www.WETLaboratory.com

Lab Number 1102331
Report Due Date: 03/11/11
Page 1 of 2

Client McClelland Laboratories, Inc.
Address 1016 Greg Street
City, State & Zip Sparks, NV 89431
Contact Gene McClelland
Phone 775-356-1300 | Collector's Name Robert
Fax 775-356-8917 | Project Name
P.O. Number | Project Number 3438
Email mli@mettest.com

Turnaround Time
Standard | 5-Day | Other

Billing Address (if different than Client Address):
Company
Address
City, State & Zip
Contact
Phone
Fax
Email

Additional Information
Fax Results Y N To: Client Billing
Email Results Y N To: Client Billing
Compliance Monitoring Y N
Fax Results to State EPA Y N

Sample Type Codes
DW = Drinking Water
WW = Wastewater
SW = Surface Water
MW = Monitoring Well
SD = Solid
SO = Soil
HW = Hazardous Waste
OTHER:

SAMPLE ID/LOCATION		DATE	TIME	SAMPLE TYPE	NO. OF CONTAINERS	Analyses Requested: Profile II w/o Ward	Spl. No.
604 562	Wk:4	2/25/11	9:00	WW	2	X	1
604 569							2
604 606							3
604 653							4
[redacted]							5
[redacted]							6
604 673							7
604 767							8
604 787							9
604 811							10
604 854							11
604 862							12

Instructions/Comments/Special Requirements:

SAMPLE RECEIPT	DATE	TIME	Samples Relinquished By	Samples Received By
Temperature 21 °C	2/25	15:05		
Custody Seals Intact? Y N None				
Number of Containers 12 30				

WETLAB'S Standard Terms and Conditions apply unless written agreements specify otherwise. Payment terms are Net 30.

To the maximum extent permitted by law, the Client agrees to limit the liability of WETLAB for the Client's damages to the total compesation received, unless other agreements are made in writing. This limitation shall apply regardless of the cause of action or legal theory pled or asserted.

301.2E

WETLAB
WESTERN ENVIRONMENTAL TESTING LABORATORY
Specializing in Soil, Hazardous Waste and Water Analysis.
475 E. Greg Street #119 | Sparks, Nevada 89431
tel (775) 355-0202 | fax (775) 355-0817 | www.WETLaboratory.com

Lab Number 110231
Report Due Date: 03/11/11
Page 2 of 2

Client: McClelland Laboratories, Inc.
Address: 1016 Greg Street
City, State & Zip: Sparks, NV 89431
Contact: Gene McClelland
Phone: 775-356-1300
Collector's Name: Robert
Fax: 775-356-8917
Project Name:
P.O. Number:
Project Number: 3438
Email: mli@mettest.com

Turnaround Time: Standard 5-Day Other

Billing Address (if different than Client Address):
Company:
Address:
City, State & Zip:
Contact:
Phone:
Fax:
Email:

Additional Information
Fax Results: Y N To: Client Billing
Email Results: Y N To: Client Billing
Compliance Monitoring: Y N
Fax Results to State EPA: Y N

Sample Type Codes
DW = Drinking Water; WW = Wastewater; SW = Surface Water; MW = Monitoring Well; SD = Solid; SO = Soil; HW = Hazardous Waste; OTHER:

SAMPLE ID/LOCATION		DATE	TIME	SAMPLE TYPE	NO. OF CONTAINERS	Analyses Requested: Profile II w/o Wad	Spl. No.
604 867	Wk:4	2/25/11	9:00	WW	2	X	13
605 033							14
605 153							15
SRK 0854							16
SRK 0858							17
SRK 0864							18
SRK 0866							19
SRK 0867							20
SRK 0872							21

Instructions/Comments/Special Requirements:

SAMPLE RECEIPT	DATE	TIME	Samples Relinquished By	Samples Received By
Temperature 21 °C	2/25	15:25		
Custody Seals Intact? Y N None				
Number of Containers 58				

WETLAB'S Standard Terms and Conditions apply unless written agreements specify otherwise. Payment terms are Net 30.

To the maximum extent permitted by law, the Client agrees to limit the liability of WETLAB for the Client's damages to the total compesation received, unless other agreements are made in writing. This limitation shall apply regardless of the cause of action or legal theory pled or asserted.

301.2E

WETLAB
WESTERN ENVIRONMENTAL
TESTING LABORATORY

475 E. Greg Street #119 | Sparks, Nevada 89431 | tel (775) 355-0202 | fax (775) 355-0817 | www.WETLaboratory.com

3/17/2011

McClelland Laboratory
1016 Greg Street
Sparks, NV 89431
Attn: Gene McClelland

OrderID: *1102168*

Dear: Gene McClelland

This is to transmit the attached analytical report. The analytical data and information contained therein was generated using specified or selected methods contained in references, such as Standard Methods for the Examination of Water and Wastewater, 18th & 19th editions, Methods for Determination of Organic Compounds in Drinking Water, EPA-600/4-79-020, and Test Methods for Evaluation of Solid Waste, Physical/Chemical Methods (SW846) Third Edition.

The samples were received by WETLAB-Western Environmental Testing Laboratory in good condition on 2/11/2011. Additional comments are located on page 2 of this report.

This is an amended report that includes the results for Uranium as requested by the client. If you should have any questions or comments regarding this report, please do not hesitate to call.

Sincerely,

Andy Smith
QA Manager

Western Environmental Testing Laboratory
Report Comments

McClelland Laboratory - 1102168

General Comments

None

Specific Comments

The matrix spike/matrix spike duplicate (MS/MSD) values for the analysis of Fluoride on sample 1102168-012 were outside laboratory acceptance criteria; however, the relative percent difference (RPD) value was acceptable, indicating probable matrix interference. The reported result should be considered an estimate.

Due to the sample matrix it was necessary to analyze the following at a dilution:
1102168-011 Nitrite Nitrogen
1102168-014 Nitrite Nitrogen, Chloride
1102168-018 Nitrite Nitrogen, Chloride, Iron
1102168-019 Nitrite Nitrogen, Chloride, Cadmium
The reporting limits have been adjusted accordingly.

Data Qualifier Legend

B – Blank contamination; Analyte detected above the method reporting limit in an associated blank

HT – Sample held beyond the accepted holding time

J – The reported value is between the laboratory method detection limit and the laboratory practical quantitation limit

M – Reported value is estimated; The sample matrix interfered with the analysis

N – There was insufficient sample available to perform a spike and/or duplicate on this analytical batch.

NC – Not calculated due to matrix interference

Q – Reported value is estimated; The value failed to meet QC criteria for either precision or accuracy

SA – Reported value was calculated using the method of Standard Additions.

SC – Spike recovery not calculated. Sample concentration >4X the spike amount; therefore, the spike could not be adequately recovered.

Western Environmental Testing Laboratory
Analytical Report

McClelland Laboratory
1016 Greg Street
Sparks, NV 89431
Attn: Gene McClelland
Phone: (775) 356-1300 **Fax:** (775) 356-8917
PO\Project: *3438*

Date Printed: 3/17/2011
OrderID: *1102168*

Customer Sample ID: 604 562 WK:2
WETLAB Sample ID: 1102168-001

Collect Date/Time: 2/11/2011 09:00
Receive Date: 2/11/2011 15:20

PROFILE II

Parameter	Method	Results	Units	Reporting Limit	Date Analyzed
pH	SM 4500-H+ B	7.34	pH Units		2/11/2011
Bicarbonate (HCO3)	SM 2320B	53	mg/L	1.0	2/11/2011
Carbonate (CO3)	SM 2320B	<1.0	mg/L	1.0	2/11/2011
Hydroxide (OH)	SM 2320B	<1.0	mg/L	1.0	2/11/2011
Total Alkalinity	SM 2320B	44	mg/L as CaCO3	1.0	2/11/2011
Chloride	EPA 300.0	<1.0	mg/L	1.0	2/11/2011
Fluoride	EPA 300.0	0.91	mg/L	0.10	2/11/2011
Sulfate	EPA 300.0	88 SC	mg/L	1.0	2/11/2011
Nitrate Nitrogen	EPA 300.0	<1.0	mg/L	1.0	2/11/2011
Nitrite Nitrogen	EPA 300.0	<0.025	mg/L	0.025	2/11/2011
Total Dissolved Solids (TDS)	SM 2540C	170	mg/L	10	2/14/2011
Aluminum	EPA 200.7	<0.045	mg/L	0.045	2/17/2011
Barium	EPA 200.7	0.017	mg/L	0.010	2/17/2011
Beryllium	EPA 200.7	<0.0010	mg/L	0.0010	2/17/2011
Bismuth	EPA 200.7	<0.10	mg/L	0.10	2/17/2011
Boron	EPA 200.7	<0.10	mg/L	0.10	2/17/2011
Cadmium	EPA 200.7	<0.0010	mg/L	0.0010	2/17/2011
Calcium	EPA 200.7	38	mg/L	0.50	2/17/2011
Chromium	EPA 200.7	<0.0050	mg/L	0.0050	2/17/2011
Cobalt	EPA 200.7	<0.010	mg/L	0.010	2/17/2011
Copper	EPA 200.7	<0.050	mg/L	0.050	2/17/2011
Gallium	EPA 200.7	<0.10	mg/L	0.10	2/17/2011
Iron	EPA 200.7	<0.010	mg/L	0.010	2/17/2011
Lithium	EPA 200.7	<0.10	mg/L	0.10	2/17/2011
Magnesium	EPA 200.7	7.4	mg/L	0.50	2/17/2011
Manganese	EPA 200.7	0.18	mg/L	0.0050	2/17/2011
Molybdenum	EPA 200.7	<0.010	mg/L	0.010	2/17/2011
Nickel	EPA 200.7	<0.010	mg/L	0.010	2/17/2011
Phosphorus	EPA 200.7	<0.50	mg/L	0.50	2/17/2011
Potassium	EPA 200.7	7.2	mg/L	0.50	2/17/2011

Customer Sample ID: 604 562 WK:2 **Collect Date/Time:** 2/11/2011 09:00
WETLAB Sample ID: 1102168-001 **Receive Date:** 2/11/2011 15:20

PROFILE II

Parameter	Method	Results	Units	Reporting Limit	Date Analyzed
Scandium	EPA 200.7	<0.10	mg/L	0.10	2/17/2011
Silver	EPA 200.7	<0.0050	mg/L	0.0050	2/17/2011
Sodium	EPA 200.7	2.0	mg/L	0.50	2/17/2011
Strontium	EPA 200.7	0.36	mg/L	0.10	2/17/2011
Tin	EPA 200.7	<0.10	mg/L	0.10	2/17/2011
Titanium	EPA 200.7	<0.10	mg/L	0.10	2/17/2011
Vanadium	EPA 200.7	<0.010	mg/L	0.010	2/17/2011
Zinc	EPA 200.7	<0.010	mg/L	0.010	2/17/2011
Mercury	EPA 200.8	<0.00010	mg/L	0.00010	2/22/2011
Antimony	EPA 200.8	<0.0025	mg/L	0.0025	2/22/2011
Arsenic	EPA 200.8	<0.0050	mg/L	0.0050	2/22/2011
Lead	EPA 200.8	<0.0025	mg/L	0.0025	2/22/2011
Selenium	EPA 200.8	0.0051	mg/L	0.0050	2/22/2011
Thallium	EPA 200.8	<0.0010	mg/L	0.0010	2/22/2011
Uranium	EPA 200.8	<0.010	mg/L	0.010	3/11/2011
Anions	Calculation	2.75	meq/L	0.10	
Cations	Calculation	2.78	meq/L	0.10	
Error	Calculation	<1.0	%	1.0	

Customer Sample ID: 604 569 WK:2 **Collect Date/Time:** 2/11/2011 09:00
WETLAB Sample ID: 1102168-002 **Receive Date:** 2/11/2011 15:20

PROFILE II

Parameter	Method	Results	Units	Reporting Limit	Date Analyzed
pH	SM 4500-H+ B	7.54	pH Units		2/11/2011
Bicarbonate (HCO3)	SM 2320B	62	mg/L	1.0	2/11/2011
Carbonate (CO3)	SM 2320B	<1.0	mg/L	1.0	2/11/2011
Hydroxide (OH)	SM 2320B	<1.0	mg/L	1.0	2/11/2011
Total Alkalinity	SM 2320B	51	mg/L as CaCO3	1.0	2/11/2011
Chloride	EPA 300.0	<1.0	mg/L	1.0	2/11/2011
Fluoride	EPA 300.0	1.7	mg/L	0.10	2/11/2011
Sulfate	EPA 300.0	79	mg/L	1.0	2/11/2011
Nitrate Nitrogen	EPA 300.0	<1.0	mg/L	1.0	2/11/2011
Nitrite Nitrogen	EPA 300.0	<0.025	mg/L	0.025	2/11/2011
Total Dissolved Solids (TDS)	SM 2540C	190	mg/L	10	2/14/2011
Aluminum	EPA 200.7	<0.045	mg/L	0.045	2/17/2011
Barium	EPA 200.7	0.015	mg/L	0.010	2/17/2011
Beryllium	EPA 200.7	<0.0010	mg/L	0.0010	2/17/2011
Bismuth	EPA 200.7	<0.10	mg/L	0.10	2/17/2011
Boron	EPA 200.7	<0.10	mg/L	0.10	2/17/2011
Cadmium	EPA 200.7	<0.0010	mg/L	0.0010	2/17/2011

Customer Sample ID: 604 569 WK:2 **Collect Date/Time:** 2/11/2011 09:00
WETLAB Sample ID: 1102168-002 **Receive Date:** 2/11/2011 15:20

PROFILE II

Parameter	Method	Results	Units	Reporting Limit	Date Analyzed
Calcium	EPA 200.7	28	mg/L	0.50	2/17/2011
Chromium	EPA 200.7	<0.0050	mg/L	0.0050	2/17/2011
Cobalt	EPA 200.7	<0.010	mg/L	0.010	2/17/2011
Copper	EPA 200.7	<0.050	mg/L	0.050	2/17/2011
Gallium	EPA 200.7	<0.10	mg/L	0.10	2/17/2011
Iron	EPA 200.7	<0.010	mg/L	0.010	2/17/2011
Lithium	EPA 200.7	<0.10	mg/L	0.10	2/17/2011
Magnesium	EPA 200.7	8.6	mg/L	0.50	2/17/2011
Manganese	EPA 200.7	0.13	mg/L	0.0050	2/17/2011
Molybdenum	EPA 200.7	0.025	mg/L	0.010	2/17/2011
Nickel	EPA 200.7	<0.010	mg/L	0.010	2/17/2011
Phosphorus	EPA 200.7	<0.50	mg/L	0.50	2/17/2011
Potassium	EPA 200.7	9.4	mg/L	0.50	2/17/2011
Scandium	EPA 200.7	<0.10	mg/L	0.10	2/17/2011
Silver	EPA 200.7	<0.0050	mg/L	0.0050	2/17/2011
Sodium	EPA 200.7	8.2	mg/L	0.50	2/17/2011
Strontium	EPA 200.7	0.25	mg/L	0.10	2/17/2011
Tin	EPA 200.7	<0.10	mg/L	0.10	2/17/2011
Titanium	EPA 200.7	<0.10	mg/L	0.10	2/17/2011
Vanadium	EPA 200.7	<0.010	mg/L	0.010	2/17/2011
Zinc	EPA 200.7	<0.010	mg/L	0.010	2/17/2011
Mercury	EPA 200.8	<0.00010	mg/L	0.00010	2/22/2011
Antimony	EPA 200.8	<0.0025	mg/L	0.0025	2/22/2011
Arsenic	EPA 200.8	<0.0050	mg/L	0.0050	2/22/2011
Lead	EPA 200.8	<0.0025	mg/L	0.0025	2/22/2011
Selenium	EPA 200.8	<0.0050	mg/L	0.0050	2/22/2011
Thallium	EPA 200.8	<0.0010	mg/L	0.0010	2/22/2011
Uranium	EPA 200.8	0.047	mg/L	0.010	3/11/2011
Anions	Calculation	2.75	meq/L	0.10	
Cations	Calculation	2.71	meq/L	0.10	
Error	Calculation	<1.0	%	1.0	

Customer Sample ID: 604 606 WK:2 **Collect Date/Time:** 2/11/2011 09:00
WETLAB Sample ID: 1102168-003 **Receive Date:** 2/11/2011 15:20

PROFILE II

Parameter	Method	Results	Units	Reporting Limit	Date Analyzed
pH	SM 4500-H+ B	8.17	pH Units		2/11/2011
Bicarbonate (HCO3)	SM 2320B	120	mg/L	1.0	2/11/2011
Carbonate (CO3)	SM 2320B	<1.0	mg/L	1.0	2/11/2011
Hydroxide (OH)	SM 2320B	<1.0	mg/L	1.0	2/11/2011

Customer Sample ID: 604 606 WK:2 **Collect Date/Time:** 2/11/2011 09:00

WETLAB Sample ID: 1102168-003 **Receive Date:** 2/11/2011 15:20

PROFILE II

Parameter	Method	Results	Units	Reporting Limit	Date Analyzed
Total Alkalinity	SM 2320B	100	mg/L as CaCO3	1.0	2/11/2011
Chloride	EPA 300.0	<1.0	mg/L	1.0	2/11/2011
Fluoride	EPA 300.0	1.8	mg/L	0.10	2/11/2011
Sulfate	EPA 300.0	62	mg/L	1.0	2/11/2011
Nitrate Nitrogen	EPA 300.0	<1.0	mg/L	1.0	2/11/2011
Nitrite Nitrogen	EPA 300.0	<0.025	mg/L	0.025	2/11/2011
Total Dissolved Solids (TDS)	SM 2540C	230	mg/L	10	2/14/2011
Aluminum	EPA 200.7	<0.045	mg/L	0.045	2/17/2011
Barium	EPA 200.7	0.040	mg/L	0.010	2/17/2011
Beryllium	EPA 200.7	<0.0010	mg/L	0.0010	2/17/2011
Bismuth	EPA 200.7	<0.10	mg/L	0.10	2/17/2011
Boron	EPA 200.7	<0.10	mg/L	0.10	2/17/2011
Cadmium	EPA 200.7	<0.0010	mg/L	0.0010	2/17/2011
Calcium	EPA 200.7	36	mg/L	0.50	2/17/2011
Chromium	EPA 200.7	<0.0050	mg/L	0.0050	2/17/2011
Cobalt	EPA 200.7	<0.010	mg/L	0.010	2/17/2011
Copper	EPA 200.7	<0.050	mg/L	0.050	2/17/2011
Gallium	EPA 200.7	<0.10	mg/L	0.10	2/17/2011
Iron	EPA 200.7	<0.010	mg/L	0.010	2/17/2011
Lithium	EPA 200.7	<0.10	mg/L	0.10	2/17/2011
Magnesium	EPA 200.7	6.6	mg/L	0.50	2/17/2011
Manganese	EPA 200.7	0.045	mg/L	0.0050	2/17/2011
Molybdenum	EPA 200.7	0.048	mg/L	0.010	2/17/2011
Nickel	EPA 200.7	<0.010	mg/L	0.010	2/17/2011
Phosphorus	EPA 200.7	<0.50	mg/L	0.50	2/17/2011
Potassium	EPA 200.7	18	mg/L	0.50	2/17/2011
Scandium	EPA 200.7	<0.10	mg/L	0.10	2/17/2011
Silver	EPA 200.7	<0.0050	mg/L	0.0050	2/17/2011
Sodium	EPA 200.7	10	mg/L	0.50	2/17/2011
Strontium	EPA 200.7	0.43	mg/L	0.10	2/17/2011
Tin	EPA 200.7	<0.10	mg/L	0.10	2/17/2011
Titanium	EPA 200.7	<0.10	mg/L	0.10	2/17/2011
Vanadium	EPA 200.7	<0.010	mg/L	0.010	2/17/2011
Zinc	EPA 200.7	<0.010	mg/L	0.010	2/17/2011
Mercury	EPA 200.8	<0.00010	mg/L	0.00010	2/22/2011
Antimony	EPA 200.8	<0.0025	mg/L	0.0025	2/22/2011
Arsenic	EPA 200.8	<0.0050	mg/L	0.0050	2/22/2011
Lead	EPA 200.8	<0.0025	mg/L	0.0025	2/22/2011
Selenium	EPA 200.8	0.0057	mg/L	0.0050	2/22/2011
Thallium	EPA 200.8	<0.0010	mg/L	0.0010	2/22/2011
Uranium	EPA 200.8	0.10	mg/L	0.10	3/11/2011

Customer Sample ID: 604 606 WK:2 **Collect Date/Time:** 2/11/2011 09:00
WETLAB Sample ID: 1102168-003 **Receive Date:** 2/11/2011 15:20

PROFILE II

Parameter	Method	Results	Units	Reporting Limit	Date Analyzed
Anions	Calculation	3.35	meq/L	0.10	
Cations	Calculation	3.24	meq/L	0.10	
Error	Calculation	1.8	%	1.0	

Customer Sample ID: 604 653 WK:2 **Collect Date/Time:** 2/11/2011 09:00
WETLAB Sample ID: 1102168-004 **Receive Date:** 2/11/2011 15:20

PROFILE II

Parameter	Method	Results	Units	Reporting Limit	Date Analyzed
pH	SM 4500-H+ B	8.19	pH Units		2/11/2011
Bicarbonate (HCO3)	SM 2320B	130	mg/L	1.0	2/11/2011
Carbonate (CO3)	SM 2320B	<1.0	mg/L	1.0	2/11/2011
Hydroxide (OH)	SM 2320B	<1.0	mg/L	1.0	2/11/2011
Total Alkalinity	SM 2320B	110	mg/L as CaCO3	1.0	2/11/2011
Chloride	EPA 300.0	1.6	mg/L	1.0	2/11/2011
Fluoride	EPA 300.0	2.7	mg/L	0.10	2/11/2011
Sulfate	EPA 300.0	100	mg/L	1.0	2/11/2011
Nitrate Nitrogen	EPA 300.0	<1.0	mg/L	1.0	2/11/2011
Nitrite Nitrogen	EPA 300.0	<0.025	mg/L	0.025	2/11/2011
Total Dissolved Solids (TDS)	SM 2540C	270 Q	mg/L	10	2/14/2011
Aluminum	EPA 200.7	<0.045	mg/L	0.045	2/17/2011
Barium	EPA 200.7	0.035	mg/L	0.010	2/17/2011
Beryllium	EPA 200.7	<0.0010	mg/L	0.0010	2/17/2011
Bismuth	EPA 200.7	<0.10	mg/L	0.10	2/17/2011
Boron	EPA 200.7	<0.10	mg/L	0.10	2/17/2011
Cadmium	EPA 200.7	<0.0010	mg/L	0.0010	2/17/2011
Calcium	EPA 200.7	45	mg/L	0.50	2/17/2011
Chromium	EPA 200.7	<0.0050	mg/L	0.0050	2/17/2011
Cobalt	EPA 200.7	<0.010	mg/L	0.010	2/17/2011
Copper	EPA 200.7	<0.050	mg/L	0.050	2/17/2011
Gallium	EPA 200.7	<0.10	mg/L	0.10	2/17/2011
Iron	EPA 200.7	<0.010	mg/L	0.010	2/17/2011
Lithium	EPA 200.7	<0.10	mg/L	0.10	2/17/2011
Magnesium	EPA 200.7	8.4	mg/L	0.50	2/17/2011
Manganese	EPA 200.7	0.16	mg/L	0.0050	2/17/2011
Molybdenum	EPA 200.7	0.038	mg/L	0.010	2/17/2011
Nickel	EPA 200.7	<0.010	mg/L	0.010	2/17/2011
Phosphorus	EPA 200.7	<0.50	mg/L	0.50	2/17/2011
Potassium	EPA 200.7	23	mg/L	0.50	2/17/2011
Scandium	EPA 200.7	<0.10	mg/L	0.10	2/17/2011
Silver	EPA 200.7	<0.0050	mg/L	0.0050	2/17/2011

Customer Sample ID: 604 653 WK:2 **Collect Date/Time:** 2/11/2011 09:00
WETLAB Sample ID: 1102168-004 **Receive Date:** 2/11/2011 15:20

PROFILE II

Parameter	Method	Results	Units	Reporting Limit	Date Analyzed
Sodium	EPA 200.7	19	mg/L	0.50	2/17/2011
Strontium	EPA 200.7	0.44	mg/L	0.10	2/17/2011
Tin	EPA 200.7	<0.10	mg/L	0.10	2/17/2011
Titanium	EPA 200.7	<0.10	mg/L	0.10	2/17/2011
Vanadium	EPA 200.7	<0.010	mg/L	0.010	2/17/2011
Zinc	EPA 200.7	<0.010	mg/L	0.010	2/17/2011
Mercury	EPA 200.8	<0.00010	mg/L	0.00010	2/22/2011
Antimony	EPA 200.8	<0.0025	mg/L	0.0025	2/22/2011
Arsenic	EPA 200.8	<0.0050	mg/L	0.0050	2/22/2011
Lead	EPA 200.8	<0.0025	mg/L	0.0025	2/22/2011
Selenium	EPA 200.8	0.0052	mg/L	0.0050	2/22/2011
Thallium	EPA 200.8	<0.0010	mg/L	0.0010	2/22/2011
Uranium	EPA 200.8	0.046	mg/L	0.010	3/11/2011
Anions	Calculation	4.40	meq/L	0.10	
Cations	Calculation	4.36	meq/L	0.10	
Error	Calculation	<1.0	%	1.0	

Customer Sample ID: 604 673 WK:2 **Collect Date/Time:** 2/11/2011 09:00
WETLAB Sample ID: 1102168-005 **Receive Date:** 2/11/2011 15:20

PROFILE II

Parameter	Method	Results	Units	Reporting Limit	Date Analyzed
pH	SM 4500-H+ B	7.98	pH Units		2/11/2011
Bicarbonate (HCO3)	SM 2320B	82	mg/L	1.0	2/11/2011
Carbonate (CO3)	SM 2320B	<1.0	mg/L	1.0	2/11/2011
Hydroxide (OH)	SM 2320B	<1.0	mg/L	1.0	2/11/2011
Total Alkalinity	SM 2320B	67	mg/L as CaCO3	1.0	2/11/2011
Chloride	EPA 300.0	<1.0	mg/L	1.0	2/11/2011
Fluoride	EPA 300.0	1.6	mg/L	0.10	2/11/2011
Sulfate	EPA 300.0	38	mg/L	1.0	2/11/2011
Nitrate Nitrogen	EPA 300.0	<1.0	mg/L	1.0	2/11/2011
Nitrite Nitrogen	EPA 300.0	<0.025	mg/L	0.025	2/11/2011
Total Dissolved Solids (TDS)	SM 2540C	140	mg/L	10	2/14/2011
Aluminum	EPA 200.7	<0.045	mg/L	0.045	2/17/2011
Barium	EPA 200.7	0.029	mg/L	0.010	2/17/2011
Beryllium	EPA 200.7	<0.0010	mg/L	0.0010	2/17/2011
Bismuth	EPA 200.7	<0.10	mg/L	0.10	2/17/2011
Boron	EPA 200.7	<0.10	mg/L	0.10	2/17/2011
Cadmium	EPA 200.7	<0.0010	mg/L	0.0010	2/17/2011
Calcium	EPA 200.7	20	mg/L	0.50	2/17/2011
Chromium	EPA 200.7	<0.0050	mg/L	0.0050	2/17/2011

Customer Sample ID: 604 673 WK:2 **Collect Date/Time:** 2/11/2011 09:00
WETLAB Sample ID: 1102168-005 **Receive Date:** 2/11/2011 15:20

PROFILE II

Parameter	Method	Results	Units	Reporting Limit	Date Analyzed
Cobalt	EPA 200.7	<0.010	mg/L	0.010	2/17/2011
Copper	EPA 200.7	<0.050	mg/L	0.050	2/17/2011
Gallium	EPA 200.7	<0.10	mg/L	0.10	2/17/2011
Iron	EPA 200.7	<0.010	mg/L	0.010	2/17/2011
Lithium	EPA 200.7	<0.10	mg/L	0.10	2/17/2011
Magnesium	EPA 200.7	3.2	mg/L	0.50	2/17/2011
Manganese	EPA 200.7	0.014	mg/L	0.0050	2/17/2011
Molybdenum	EPA 200.7	0.057	mg/L	0.010	2/17/2011
Nickel	EPA 200.7	<0.010	mg/L	0.010	2/17/2011
Phosphorus	EPA 200.7	<0.50	mg/L	0.50	2/17/2011
Potassium	EPA 200.7	12	mg/L	0.50	2/17/2011
Scandium	EPA 200.7	<0.10	mg/L	0.10	2/17/2011
Silver	EPA 200.7	<0.0050	mg/L	0.0050	2/17/2011
Sodium	EPA 200.7	12	mg/L	0.50	2/17/2011
Strontium	EPA 200.7	0.19	mg/L	0.10	2/17/2011
Tin	EPA 200.7	<0.10	mg/L	0.10	2/17/2011
Titanium	EPA 200.7	<0.10	mg/L	0.10	2/17/2011
Vanadium	EPA 200.7	<0.010	mg/L	0.010	2/17/2011
Zinc	EPA 200.7	<0.010	mg/L	0.010	2/17/2011
Mercury	EPA 200.8	<0.00010	mg/L	0.00010	2/22/2011
Antimony	EPA 200.8	<0.0025	mg/L	0.0025	2/22/2011
Arsenic	EPA 200.8	<0.0050	mg/L	0.0050	2/22/2011
Lead	EPA 200.8	<0.0025	mg/L	0.0025	2/22/2011
Selenium	EPA 200.8	<0.0050	mg/L	0.0050	2/22/2011
Thallium	EPA 200.8	<0.0010	mg/L	0.0010	2/22/2011
Uranium	EPA 200.8	0.055	mg/L	0.010	3/11/2011
Anions	Calculation	2.22	meq/L	0.10	
Cations	Calculation	2.09	meq/L	0.10	
Error	Calculation	3.0	%	1.0	

Customer Sample ID: 604 767 WK:2 **Collect Date/Time:** 2/11/2011 09:00
WETLAB Sample ID: 1102168-006 **Receive Date:** 2/11/2011 15:20

PROFILE II

Parameter	Method	Results	Units	Reporting Limit	Date Analyzed
pH	SM 4500-H+ B	7.73	pH Units		2/11/2011
Bicarbonate (HCO3)	SM 2320B	83	mg/L	1.0	2/11/2011
Carbonate (CO3)	SM 2320B	<1.0	mg/L	1.0	2/11/2011
Hydroxide (OH)	SM 2320B	<1.0	mg/L	1.0	2/11/2011
Total Alkalinity	SM 2320B	68	mg/L as CaCO3	1.0	2/11/2011
Chloride	EPA 300.0	<1.0	mg/L	1.0	2/12/2011

Customer Sample ID: 604 767 WK:2 **Collect Date/Time:** 2/11/2011 09:00

WETLAB Sample ID: 1102168-006 **Receive Date:** 2/11/2011 15:20

PROFILE II

Parameter	Method	Results	Units	Reporting Limit	Date Analyzed
Fluoride	EPA 300.0	2.6	mg/L	0.10	2/12/2011
Sulfate	EPA 300.0	98	mg/L	1.0	2/12/2011
Nitrate Nitrogen	EPA 300.0	<1.0	mg/L	1.0	2/12/2011
Nitrite Nitrogen	EPA 300.0	<0.025	mg/L	0.025	2/12/2011
Total Dissolved Solids (TDS)	SM 2540C	240	mg/L	10	2/14/2011
Aluminum	EPA 200.7	<0.045	mg/L	0.045	2/17/2011
Barium	EPA 200.7	0.028	mg/L	0.010	2/17/2011
Beryllium	EPA 200.7	<0.0010	mg/L	0.0010	2/17/2011
Bismuth	EPA 200.7	<0.10	mg/L	0.10	2/17/2011
Boron	EPA 200.7	<0.10	mg/L	0.10	2/17/2011
Cadmium	EPA 200.7	<0.0010	mg/L	0.0010	2/17/2011
Calcium	EPA 200.7	44	mg/L	0.50	2/17/2011
Chromium	EPA 200.7	<0.0050	mg/L	0.0050	2/17/2011
Cobalt	EPA 200.7	<0.010	mg/L	0.010	2/17/2011
Copper	EPA 200.7	<0.050	mg/L	0.050	2/17/2011
Gallium	EPA 200.7	<0.10	mg/L	0.10	2/17/2011
Iron	EPA 200.7	<0.010	mg/L	0.010	2/17/2011
Lithium	EPA 200.7	<0.10	mg/L	0.10	2/17/2011
Magnesium	EPA 200.7	7.0	mg/L	0.50	2/17/2011
Manganese	EPA 200.7	0.40	mg/L	0.0050	2/17/2011
Molybdenum	EPA 200.7	0.015	mg/L	0.010	2/17/2011
Nickel	EPA 200.7	<0.010	mg/L	0.010	2/17/2011
Phosphorus	EPA 200.7	<0.50	mg/L	0.50	2/17/2011
Potassium	EPA 200.7	13	mg/L	0.50	2/17/2011
Scandium	EPA 200.7	<0.10	mg/L	0.10	2/17/2011
Silver	EPA 200.7	<0.0050	mg/L	0.0050	2/17/2011
Sodium	EPA 200.7	6.0	mg/L	0.50	2/17/2011
Strontium	EPA 200.7	0.33	mg/L	0.10	2/17/2011
Tin	EPA 200.7	<0.10	mg/L	0.10	2/17/2011
Titanium	EPA 200.7	<0.10	mg/L	0.10	2/17/2011
Vanadium	EPA 200.7	<0.010	mg/L	0.010	2/17/2011
Zinc	EPA 200.7	0.018	mg/L	0.010	2/17/2011
Mercury	EPA 200.8	<0.00010	mg/L	0.00010	2/22/2011
Antimony	EPA 200.8	<0.0025	mg/L	0.0025	2/22/2011
Arsenic	EPA 200.8	<0.0050	mg/L	0.0050	2/22/2011
Lead	EPA 200.8	<0.0025	mg/L	0.0025	2/22/2011
Selenium	EPA 200.8	0.012	mg/L	0.0050	2/22/2011
Thallium	EPA 200.8	<0.0010	mg/L	0.0010	2/22/2011
Uranium	EPA 200.8	0.23	mg/L	0.10	3/11/2011
Anions	Calculation	3.54	meq/L	0.10	
Cations	Calculation	3.38	meq/L	0.10	

Customer Sample ID: 604 767 WK:2 **Collect Date/Time:** 2/11/2011 09:00
WETLAB Sample ID: 1102168-006 **Receive Date:** 2/11/2011 15:20

PROFILE II

Parameter	Method	Results	Units	Reporting Limit	Date Analyzed
Error	Calculation	2.3	%	1.0	

Customer Sample ID: 604 787 WK:2 **Collect Date/Time:** 2/11/2011 09:00
WETLAB Sample ID: 1102168-007 **Receive Date:** 2/11/2011 15:20

PROFILE II

Parameter	Method	Results	Units	Reporting Limit	Date Analyzed
pH	SM 4500-H+ B	7.58	pH Units		2/11/2011
Bicarbonate (HCO3)	SM 2320B	110	mg/L	1.0	2/11/2011
Carbonate (CO3)	SM 2320B	<1.0	mg/L	1.0	2/11/2011
Hydroxide (OH)	SM 2320B	<1.0	mg/L	1.0	2/11/2011
Total Alkalinity	SM 2320B	88	mg/L as CaCO3	1.0	2/11/2011
Chloride	EPA 300.0	<1.0	mg/L	1.0	2/12/2011
Fluoride	EPA 300.0	1.3	mg/L	0.10	2/12/2011
Sulfate	EPA 300.0	59	mg/L	1.0	2/12/2011
Nitrate Nitrogen	EPA 300.0	<1.0	mg/L	1.0	2/12/2011
Nitrite Nitrogen	EPA 300.0	<0.025	mg/L	0.025	2/12/2011
Total Dissolved Solids (TDS)	SM 2540C	190	mg/L	10	2/14/2011
Aluminum	EPA 200.7	<0.045	mg/L	0.045	2/17/2011
Barium	EPA 200.7	<0.010	mg/L	0.010	2/17/2011
Beryllium	EPA 200.7	<0.0010	mg/L	0.0010	2/17/2011
Bismuth	EPA 200.7	<0.10	mg/L	0.10	2/17/2011
Boron	EPA 200.7	<0.10	mg/L	0.10	2/17/2011
Cadmium	EPA 200.7	<0.0010	mg/L	0.0010	2/17/2011
Calcium	EPA 200.7	40	mg/L	0.50	2/17/2011
Chromium	EPA 200.7	<0.0050	mg/L	0.0050	2/17/2011
Cobalt	EPA 200.7	<0.010	mg/L	0.010	2/17/2011
Copper	EPA 200.7	<0.050	mg/L	0.050	2/17/2011
Gallium	EPA 200.7	<0.10	mg/L	0.10	2/17/2011
Iron	EPA 200.7	<0.010	mg/L	0.010	2/17/2011
Lithium	EPA 200.7	<0.10	mg/L	0.10	2/17/2011
Magnesium	EPA 200.7	6.4	mg/L	0.50	2/17/2011
Manganese	EPA 200.7	0.083	mg/L	0.0050	2/17/2011
Molybdenum	EPA 200.7	0.039	mg/L	0.010	2/17/2011
Nickel	EPA 200.7	<0.010	mg/L	0.010	2/17/2011
Phosphorus	EPA 200.7	<0.50	mg/L	0.50	2/17/2011
Potassium	EPA 200.7	6.4	mg/L	0.50	2/17/2011
Scandium	EPA 200.7	<0.10	mg/L	0.10	2/17/2011
Silver	EPA 200.7	<0.0050	mg/L	0.0050	2/17/2011
Sodium	EPA 200.7	9.0	mg/L	0.50	2/17/2011
Strontium	EPA 200.7	0.33	mg/L	0.10	2/17/2011

Customer Sample ID: 604 787 WK:2 **Collect Date/Time:** 2/11/2011 09:00
WETLAB Sample ID: 1102168-007 **Receive Date:** 2/11/2011 15:20

PROFILE II

Parameter	Method	Results	Units	Reporting Limit	Date Analyzed
Tin	EPA 200.7	<0.10	mg/L	0.10	2/17/2011
Titanium	EPA 200.7	<0.10	mg/L	0.10	2/17/2011
Vanadium	EPA 200.7	<0.010	mg/L	0.010	2/17/2011
Zinc	EPA 200.7	<0.010	mg/L	0.010	2/17/2011
Mercury	EPA 200.8	<0.00010	mg/L	0.00010	2/22/2011
Antimony	EPA 200.8	<0.0025	mg/L	0.0025	2/22/2011
Arsenic	EPA 200.8	<0.0050	mg/L	0.0050	2/22/2011
Lead	EPA 200.8	<0.0025	mg/L	0.0025	2/22/2011
Selenium	EPA 200.8	0.0071	mg/L	0.0050	2/22/2011
Thallium	EPA 200.8	<0.0010	mg/L	0.0010	2/22/2011
Uranium	EPA 200.8	0.16	mg/L	0.10	3/11/2011
Anions	Calculation	3.10	meq/L	0.10	
Cations	Calculation	3.08	meq/L	0.10	
Error	Calculation	<1.0	%	1.0	

Customer Sample ID: 604 811 WK:2 **Collect Date/Time:** 2/11/2011 09:00
WETLAB Sample ID: 1102168-008 **Receive Date:** 2/11/2011 15:20

PROFILE II

Parameter	Method	Results	Units	Reporting Limit	Date Analyzed
pH	SM 4500-H+ B	8.05	pH Units		2/11/2011
Bicarbonate (HCO3)	SM 2320B	120	mg/L	1.0	2/11/2011
Carbonate (CO3)	SM 2320B	<1.0	mg/L	1.0	2/11/2011
Hydroxide (OH)	SM 2320B	<1.0	mg/L	1.0	2/11/2011
Total Alkalinity	SM 2320B	98	mg/L as CaCO3	1.0	2/11/2011
Chloride	EPA 300.0	<1.0	mg/L	1.0	2/12/2011
Fluoride	EPA 300.0	1.9	mg/L	0.10	2/12/2011
Sulfate	EPA 300.0	60	mg/L	1.0	2/12/2011
Nitrate Nitrogen	EPA 300.0	<1.0	mg/L	1.0	2/12/2011
Nitrite Nitrogen	EPA 300.0	<0.025	mg/L	0.025	2/12/2011
Total Dissolved Solids (TDS)	SM 2540C	220	mg/L	10	2/14/2011
Aluminum	EPA 200.7	<0.045	mg/L	0.045	2/17/2011
Barium	EPA 200.7	<0.010	mg/L	0.010	2/17/2011
Beryllium	EPA 200.7	<0.0010	mg/L	0.0010	2/17/2011
Bismuth	EPA 200.7	<0.10	mg/L	0.10	2/17/2011
Boron	EPA 200.7	<0.10	mg/L	0.10	2/17/2011
Cadmium	EPA 200.7	<0.0010	mg/L	0.0010	2/17/2011
Calcium	EPA 200.7	38	mg/L	0.50	2/17/2011
Chromium	EPA 200.7	<0.0050	mg/L	0.0050	2/17/2011
Cobalt	EPA 200.7	<0.010	mg/L	0.010	2/17/2011
Copper	EPA 200.7	<0.050	mg/L	0.050	2/17/2011

Customer Sample ID: 604 811 WK:2 **Collect Date/Time:** 2/11/2011 09:00
WETLAB Sample ID: 1102168-008 **Receive Date:** 2/11/2011 15:20

PROFILE II

Parameter	Method	Results	Units	Reporting Limit	Date Analyzed
Gallium	EPA 200.7	<0.10	mg/L	0.10	2/17/2011
Iron	EPA 200.7	<0.010	mg/L	0.010	2/17/2011
Lithium	EPA 200.7	<0.10	mg/L	0.10	2/17/2011
Magnesium	EPA 200.7	7.1	mg/L	0.50	2/17/2011
Manganese	EPA 200.7	0.031	mg/L	0.0050	2/17/2011
Molybdenum	EPA 200.7	0.033	mg/L	0.010	2/17/2011
Nickel	EPA 200.7	<0.010	mg/L	0.010	2/17/2011
Phosphorus	EPA 200.7	<0.50	mg/L	0.50	2/17/2011
Potassium	EPA 200.7	12	mg/L	0.50	2/17/2011
Scandium	EPA 200.7	<0.10	mg/L	0.10	2/17/2011
Silver	EPA 200.7	<0.0050	mg/L	0.0050	2/17/2011
Sodium	EPA 200.7	7.8	mg/L	0.50	2/17/2011
Strontium	EPA 200.7	0.59	mg/L	0.10	2/17/2011
Tin	EPA 200.7	<0.10	mg/L	0.10	2/17/2011
Titanium	EPA 200.7	<0.10	mg/L	0.10	2/17/2011
Vanadium	EPA 200.7	<0.010	mg/L	0.010	2/17/2011
Zinc	EPA 200.7	<0.010	mg/L	0.010	2/17/2011
Mercury	EPA 200.8	<0.00010	mg/L	0.00010	2/22/2011
Antimony	EPA 200.8	<0.0025	mg/L	0.0025	2/22/2011
Arsenic	EPA 200.8	<0.0050	mg/L	0.0050	2/22/2011
Lead	EPA 200.8	<0.0025	mg/L	0.0025	2/22/2011
Selenium	EPA 200.8	0.016	mg/L	0.0050	2/22/2011
Thallium	EPA 200.8	<0.0010	mg/L	0.0010	2/22/2011
Uranium	EPA 200.8	0.063	mg/L	0.010	3/11/2011
Anions	Calculation	3.32	meq/L	0.10	
Cations	Calculation	3.13	meq/L	0.10	
Error	Calculation	2.9	%	1.0	

Customer Sample ID: 604 854 WK:2 **Collect Date/Time:** 2/11/2011 09:00
WETLAB Sample ID: 1102168-009 **Receive Date:** 2/11/2011 15:20

PROFILE II

Parameter	Method	Results	Units	Reporting Limit	Date Analyzed
pH	SM 4500-H+ B	7.92	pH Units		2/11/2011
Bicarbonate (HCO3)	SM 2320B	100	mg/L	1.0	2/11/2011
Carbonate (CO3)	SM 2320B	<1.0	mg/L	1.0	2/11/2011
Hydroxide (OH)	SM 2320B	<1.0	mg/L	1.0	2/11/2011
Total Alkalinity	SM 2320B	85	mg/L as CaCO3	1.0	2/11/2011
Chloride	EPA 300.0	<1.0	mg/L	1.0	2/12/2011
Fluoride	EPA 300.0	1.8	mg/L	0.10	2/12/2011
Sulfate	EPA 300.0	99	mg/L	1.0	2/12/2011

Customer Sample ID: 604 854 WK:2 **Collect Date/Time:** 2/11/2011 09:00

WETLAB Sample ID: 1102168-009 **Receive Date:** 2/11/2011 15:20

PROFILE II

Parameter	Method	Results	Units	Reporting Limit	Date Analyzed
Nitrate Nitrogen	EPA 300.0	<1.0	mg/L	1.0	2/12/2011
Nitrite Nitrogen	EPA 300.0	<0.025	mg/L	0.025	2/12/2011
Total Dissolved Solids (TDS)	SM 2540C	300	mg/L	10	2/14/2011
Aluminum	EPA 200.7	<0.045	mg/L	0.045	2/17/2011
Barium	EPA 200.7	0.040	mg/L	0.010	2/17/2011
Beryllium	EPA 200.7	<0.0010	mg/L	0.0010	2/17/2011
Bismuth	EPA 200.7	<0.10	mg/L	0.10	2/17/2011
Boron	EPA 200.7	<0.10	mg/L	0.10	2/17/2011
Cadmium	EPA 200.7	<0.0010	mg/L	0.0010	2/17/2011
Calcium	EPA 200.7	46	mg/L	0.50	2/17/2011
Chromium	EPA 200.7	<0.0050	mg/L	0.0050	2/17/2011
Cobalt	EPA 200.7	<0.010	mg/L	0.010	2/17/2011
Copper	EPA 200.7	<0.050	mg/L	0.050	2/17/2011
Gallium	EPA 200.7	<0.10	mg/L	0.10	2/17/2011
Iron	EPA 200.7	<0.010	mg/L	0.010	2/17/2011
Lithium	EPA 200.7	<0.10	mg/L	0.10	2/17/2011
Magnesium	EPA 200.7	8.8	mg/L	0.50	2/17/2011
Manganese	EPA 200.7	0.096	mg/L	0.0050	2/17/2011
Molybdenum	EPA 200.7	0.036	mg/L	0.010	2/17/2011
Nickel	EPA 200.7	<0.010	mg/L	0.010	2/17/2011
Phosphorus	EPA 200.7	<0.50	mg/L	0.50	2/17/2011
Potassium	EPA 200.7	24	mg/L	0.50	2/17/2011
Scandium	EPA 200.7	<0.10	mg/L	0.10	2/17/2011
Silver	EPA 200.7	<0.0050	mg/L	0.0050	2/17/2011
Sodium	EPA 200.7	5.3	mg/L	0.50	2/17/2011
Strontium	EPA 200.7	0.70	mg/L	0.10	2/17/2011
Tin	EPA 200.7	<0.10	mg/L	0.10	2/17/2011
Titanium	EPA 200.7	<0.10	mg/L	0.10	2/17/2011
Vanadium	EPA 200.7	<0.010	mg/L	0.010	2/17/2011
Zinc	EPA 200.7	<0.010	mg/L	0.010	2/17/2011
Mercury	EPA 200.8	<0.00010	mg/L	0.00010	2/22/2011
Antimony	EPA 200.8	<0.0025	mg/L	0.0025	2/22/2011
Arsenic	EPA 200.8	<0.0050	mg/L	0.0050	2/22/2011
Lead	EPA 200.8	<0.0025	mg/L	0.0025	2/22/2011
Selenium	EPA 200.8	0.013	mg/L	0.0050	2/22/2011
Thallium	EPA 200.8	<0.0010	mg/L	0.0010	2/22/2011
Uranium	EPA 200.8	0.036	mg/L	0.010	3/11/2011
Anions	Calculation	3.79	meq/L	0.10	
Cations	Calculation	3.87	meq/L	0.10	
Error	Calculation	<1.0	%	1.0	

Customer Sample ID: 604 862 WK:2 **Collect Date/Time:** 2/11/2011 09:00

WETLAB Sample ID: 1102168-010 **Receive Date:** 2/11/2011 15:20

PROFILE II

Parameter	Method	Results	Units	Reporting Limit	Date Analyzed
pH	SM 4500-H+ B	8.18	pH Units		2/11/2011
Bicarbonate (HCO3)	SM 2320B	150	mg/L	1.0	2/11/2011
Carbonate (CO3)	SM 2320B	<1.0	mg/L	1.0	2/11/2011
Hydroxide (OH)	SM 2320B	<1.0	mg/L	1.0	2/11/2011
Total Alkalinity	SM 2320B	130	mg/L as CaCO3	1.0	2/11/2011
Chloride	EPA 300.0	<1.0	mg/L	1.0	2/12/2011
Fluoride	EPA 300.0	3.0	mg/L	0.10	2/12/2011
Sulfate	EPA 300.0	46	mg/L	1.0	2/12/2011
Nitrate Nitrogen	EPA 300.0	<1.0	mg/L	1.0	2/12/2011
Nitrite Nitrogen	EPA 300.0	<0.025	mg/L	0.025	2/12/2011
Total Dissolved Solids (TDS)	SM 2540C	240	mg/L	10	2/14/2011
Aluminum	EPA 200.7	<0.045	mg/L	0.045	2/17/2011
Barium	EPA 200.7	<0.010	mg/L	0.010	2/17/2011
Beryllium	EPA 200.7	<0.0010	mg/L	0.0010	2/17/2011
Bismuth	EPA 200.7	<0.10	mg/L	0.10	2/17/2011
Boron	EPA 200.7	<0.10	mg/L	0.10	2/17/2011
Cadmium	EPA 200.7	<0.0010	mg/L	0.0010	2/17/2011
Calcium	EPA 200.7	48	mg/L	0.50	2/17/2011
Chromium	EPA 200.7	<0.0050	mg/L	0.0050	2/17/2011
Cobalt	EPA 200.7	<0.010	mg/L	0.010	2/17/2011
Copper	EPA 200.7	<0.050	mg/L	0.050	2/17/2011
Gallium	EPA 200.7	<0.10	mg/L	0.10	2/17/2011
Iron	EPA 200.7	<0.010	mg/L	0.010	2/17/2011
Lithium	EPA 200.7	<0.10	mg/L	0.10	2/17/2011
Magnesium	EPA 200.7	9.7	mg/L	0.50	2/17/2011
Manganese	EPA 200.7	0.0096	mg/L	0.0050	2/17/2011
Molybdenum	EPA 200.7	0.034	mg/L	0.010	2/17/2011
Nickel	EPA 200.7	<0.010	mg/L	0.010	2/17/2011
Phosphorus	EPA 200.7	<0.50	mg/L	0.50	2/17/2011
Potassium	EPA 200.7	15	mg/L	0.50	2/17/2011
Scandium	EPA 200.7	<0.10	mg/L	0.10	2/17/2011
Silver	EPA 200.7	<0.0050	mg/L	0.0050	2/17/2011
Sodium	EPA 200.7	4.4	mg/L	0.50	2/17/2011
Strontium	EPA 200.7	1.0	mg/L	0.10	2/17/2011
Tin	EPA 200.7	<0.10	mg/L	0.10	2/17/2011
Titanium	EPA 200.7	<0.10	mg/L	0.10	2/17/2011
Vanadium	EPA 200.7	<0.010	mg/L	0.010	2/17/2011
Zinc	EPA 200.7	<0.010	mg/L	0.010	2/17/2011
Mercury	EPA 200.8	<0.00010	mg/L	0.00010	2/22/2011
Antimony	EPA 200.8	<0.0025	mg/L	0.0025	2/22/2011
Arsenic	EPA 200.8	<0.0050	mg/L	0.0050	2/22/2011

Customer Sample ID: 604 862 WK:2 **Collect Date/Time:** 2/11/2011 09:00
WETLAB Sample ID: 1102168-010 **Receive Date:** 2/11/2011 15:20

PROFILE II

Parameter	Method	Results	Units	Reporting Limit	Date Analyzed
Lead	EPA 200.8	<0.0025	mg/L	0.0025	2/22/2011
Selenium	EPA 200.8	<0.0050	mg/L	0.0050	2/22/2011
Thallium	EPA 200.8	<0.0010	mg/L	0.0010	2/22/2011
Uranium	EPA 200.8	0.019	mg/L	0.010	2/22/2011
Anions	Calculation	3.57	meq/L	0.10	
Cations	Calculation	3.77	meq/L	0.10	
Error	Calculation	2.7	%	1.0	

Customer Sample ID: 604 867 WK:2 **Collect Date/Time:** 2/11/2011 09:00
WETLAB Sample ID: 1102168-011 **Receive Date:** 2/11/2011 15:20

PROFILE II

Parameter	Method	Results	Units	Reporting Limit	Date Analyzed
pH	SM 4500-H+ B	7.81	pH Units		2/11/2011
Bicarbonate (HCO3)	SM 2320B	100	mg/L	1.0	2/11/2011
Carbonate (CO3)	SM 2320B	<1.0	mg/L	1.0	2/11/2011
Hydroxide (OH)	SM 2320B	<1.0	mg/L	1.0	2/11/2011
Total Alkalinity	SM 2320B	82	mg/L as CaCO3	1.0	2/11/2011
Chloride	EPA 300.0	<2.0	mg/L	2.0	2/12/2011
Fluoride	EPA 300.0	3.3	mg/L	0.20	2/12/2011
Sulfate	EPA 300.0	230	mg/L	2.0	2/12/2011
Nitrate Nitrogen	EPA 300.0	<1.0	mg/L	1.0	2/12/2011
Nitrite Nitrogen	EPA 300.0	<0.050	mg/L	0.050	2/12/2011
Total Dissolved Solids (TDS)	SM 2540C	500	mg/L	10	2/14/2011
Aluminum	EPA 200.7	<0.045	mg/L	0.045	2/17/2011
Barium	EPA 200.7	0.019	mg/L	0.010	2/17/2011
Beryllium	EPA 200.7	<0.0010	mg/L	0.0010	2/17/2011
Bismuth	EPA 200.7	<0.10	mg/L	0.10	2/17/2011
Boron	EPA 200.7	<0.10	mg/L	0.10	2/17/2011
Cadmium	EPA 200.7	<0.0010	mg/L	0.0010	2/17/2011
Calcium	EPA 200.7	110	mg/L	0.50	2/17/2011
Chromium	EPA 200.7	<0.0050	mg/L	0.0050	2/17/2011
Cobalt	EPA 200.7	<0.010	mg/L	0.010	2/17/2011
Copper	EPA 200.7	<0.050	mg/L	0.050	2/17/2011
Gallium	EPA 200.7	<0.10	mg/L	0.10	2/17/2011
Iron	EPA 200.7	<0.010	mg/L	0.010	2/17/2011
Lithium	EPA 200.7	<0.10	mg/L	0.10	2/17/2011
Magnesium	EPA 200.7	8.5	mg/L	0.50	2/17/2011
Manganese	EPA 200.7	0.12	mg/L	0.0050	2/17/2011
Molybdenum	EPA 200.7	0.054	mg/L	0.010	2/17/2011
Nickel	EPA 200.7	<0.010	mg/L	0.010	2/17/2011

Customer Sample ID: 604 867 WK:2 **Collect Date/Time:** 2/11/2011 09:00
WETLAB Sample ID: 1102168-011 **Receive Date:** 2/11/2011 15:20

PROFILE II

Parameter	Method	Results	Units	Reporting Limit	Date Analyzed
Phosphorus	EPA 200.7	<0.50	mg/L	0.50	2/17/2011
Potassium	EPA 200.7	17	mg/L	0.50	2/17/2011
Scandium	EPA 200.7	<0.10	mg/L	0.10	2/17/2011
Silver	EPA 200.7	<0.0050	mg/L	0.0050	2/17/2011
Sodium	EPA 200.7	2.7	mg/L	0.50	2/17/2011
Strontium	EPA 200.7	1.5	mg/L	0.10	2/17/2011
Tin	EPA 200.7	<0.10	mg/L	0.10	2/17/2011
Titanium	EPA 200.7	<0.10	mg/L	0.10	2/17/2011
Vanadium	EPA 200.7	<0.010	mg/L	0.010	2/17/2011
Zinc	EPA 200.7	<0.010	mg/L	0.010	2/17/2011
Mercury	EPA 200.8	<0.00010	mg/L	0.00010	2/22/2011
Antimony	EPA 200.8	<0.0025	mg/L	0.0025	2/22/2011
Arsenic	EPA 200.8	<0.0050	mg/L	0.0050	2/22/2011
Lead	EPA 200.8	<0.0025	mg/L	0.0025	2/22/2011
Selenium	EPA 200.8	0.016	mg/L	0.0050	2/22/2011
Thallium	EPA 200.8	<0.0010	mg/L	0.0010	2/22/2011
Uranium	EPA 200.8	<0.010	mg/L	0.010	2/22/2011
Anions	Calculation	6.60	meq/L	0.10	
Cations	Calculation	6.75	meq/L	0.10	
Error	Calculation	1.1	%	1.0	

Customer Sample ID: 605 033 WK:2 **Collect Date/Time:** 2/11/2011 09:00
WETLAB Sample ID: 1102168-012 **Receive Date:** 2/11/2011 15:20

PROFILE II

Parameter	Method	Results		Units	Reporting Limit	Date Analyzed
pH	SM 4500-H+ B	7.80		pH Units		2/11/2011
Bicarbonate (HCO3)	SM 2320B	90		mg/L	1.0	2/11/2011
Carbonate (CO3)	SM 2320B	<1.0		mg/L	1.0	2/11/2011
Hydroxide (OH)	SM 2320B	<1.0		mg/L	1.0	2/11/2011
Total Alkalinity	SM 2320B	74		mg/L as CaCO3	1.0	2/11/2011
Chloride	EPA 300.0	<1.0		mg/L	1.0	2/12/2011
Fluoride	EPA 300.0	2.7	M	mg/L	0.10	2/12/2011
Sulfate	EPA 300.0	68	SC	mg/L	1.0	2/12/2011
Nitrate Nitrogen	EPA 300.0	<1.0		mg/L	1.0	2/12/2011
Nitrite Nitrogen	EPA 300.0	<0.025		mg/L	0.025	2/12/2011
Total Dissolved Solids (TDS)	SM 2540C	200		mg/L	10	2/14/2011
Aluminum	EPA 200.7	<0.045		mg/L	0.045	2/17/2011
Barium	EPA 200.7	0.025		mg/L	0.010	2/17/2011
Beryllium	EPA 200.7	<0.0010		mg/L	0.0010	2/17/2011
Bismuth	EPA 200.7	<0.10		mg/L	0.10	2/17/2011

Customer Sample ID: 605 033 WK:2 **Collect Date/Time:** 2/11/2011 09:00
WETLAB Sample ID: 1102168-012 **Receive Date:** 2/11/2011 15:20

PROFILE II

Parameter	Method	Results	Units	Reporting Limit	Date Analyzed
Boron	EPA 200.7	<0.10	mg/L	0.10	2/17/2011
Cadmium	EPA 200.7	<0.0010	mg/L	0.0010	2/17/2011
Calcium	EPA 200.7	34	mg/L	0.50	2/17/2011
Chromium	EPA 200.7	<0.0050	mg/L	0.0050	2/17/2011
Cobalt	EPA 200.7	<0.010	mg/L	0.010	2/17/2011
Copper	EPA 200.7	<0.050	mg/L	0.050	2/17/2011
Gallium	EPA 200.7	<0.10	mg/L	0.10	2/17/2011
Iron	EPA 200.7	<0.010	mg/L	0.010	2/17/2011
Lithium	EPA 200.7	<0.10	mg/L	0.10	2/17/2011
Magnesium	EPA 200.7	4.9	mg/L	0.50	2/17/2011
Manganese	EPA 200.7	0.029	mg/L	0.0050	2/17/2011
Molybdenum	EPA 200.7	0.024	mg/L	0.010	2/17/2011
Nickel	EPA 200.7	<0.010	mg/L	0.010	2/17/2011
Phosphorus	EPA 200.7	<0.50	mg/L	0.50	2/17/2011
Potassium	EPA 200.7	16	mg/L	0.50	2/17/2011
Scandium	EPA 200.7	<0.10	mg/L	0.10	2/17/2011
Silver	EPA 200.7	<0.0050	mg/L	0.0050	2/17/2011
Sodium	EPA 200.7	6.6	mg/L	0.50	2/17/2011
Strontium	EPA 200.7	0.40	mg/L	0.10	2/17/2011
Tin	EPA 200.7	<0.10	mg/L	0.10	2/17/2011
Titanium	EPA 200.7	<0.10	mg/L	0.10	2/17/2011
Vanadium	EPA 200.7	<0.010	mg/L	0.010	2/17/2011
Zinc	EPA 200.7	<0.010	mg/L	0.010	2/17/2011
Mercury	EPA 200.8	<0.00010	mg/L	0.00010	2/22/2011
Antimony	EPA 200.8	<0.0025	mg/L	0.0025	2/22/2011
Arsenic	EPA 200.8	<0.0050	mg/L	0.0050	2/22/2011
Lead	EPA 200.8	<0.0025	mg/L	0.0025	2/22/2011
Selenium	EPA 200.8	<0.0050	mg/L	0.0050	2/22/2011
Thallium	EPA 200.8	<0.0010	mg/L	0.0010	2/22/2011
Uranium	EPA 200.8	0.028	mg/L	0.010	2/22/2011
Anions	Calculation	3.03	meq/L	0.10	
Cations	Calculation	2.80	meq/L	0.10	
Error	Calculation	4.0	%	1.0	

Customer Sample ID: 605 153 WK:2 **Collect Date/Time:** 2/11/2011 09:00
WETLAB Sample ID: 1102168-013 **Receive Date:** 2/11/2011 15:20

PROFILE II

Parameter	Method	Results	Units	Reporting Limit	Date Analyzed
pH	SM 4500-H+ B	7.62	pH Units		2/11/2011
Bicarbonate (HCO3)	SM 2320B	67	mg/L	1.0	2/11/2011

Customer Sample ID: 605 153 WK:2 **Collect Date/Time:** 2/11/2011 09:00

WETLAB Sample ID: 1102168-013 **Receive Date:** 2/11/2011 15:20

PROFILE II

Parameter	Method	Results	Units	Reporting Limit	Date Analyzed
Carbonate (CO3)	SM 2320B	<1.0	mg/L	1.0	2/11/2011
Hydroxide (OH)	SM 2320B	<1.0	mg/L	1.0	2/11/2011
Total Alkalinity	SM 2320B	55	mg/L as CaCO3	1.0	2/11/2011
Chloride	EPA 300.0	<1.0	mg/L	1.0	2/12/2011
Fluoride	EPA 300.0	1.8	mg/L	0.10	2/12/2011
Sulfate	EPA 300.0	25	mg/L	1.0	2/12/2011
Nitrate Nitrogen	EPA 300.0	<1.0	mg/L	1.0	2/12/2011
Nitrite Nitrogen	EPA 300.0	<0.025	mg/L	0.025	2/12/2011
Total Dissolved Solids (TDS)	SM 2540C	87	mg/L	10	2/14/2011
Aluminum	EPA 200.7	0.047	mg/L	0.045	2/17/2011
Barium	EPA 200.7	0.074	mg/L	0.010	2/17/2011
Beryllium	EPA 200.7	<0.0010	mg/L	0.0010	2/17/2011
Bismuth	EPA 200.7	<0.10	mg/L	0.10	2/17/2011
Boron	EPA 200.7	<0.10	mg/L	0.10	2/17/2011
Cadmium	EPA 200.7	<0.0010	mg/L	0.0010	2/17/2011
Calcium	EPA 200.7	15	mg/L	0.50	2/17/2011
Chromium	EPA 200.7	<0.0050	mg/L	0.0050	2/17/2011
Cobalt	EPA 200.7	<0.010	mg/L	0.010	2/17/2011
Copper	EPA 200.7	<0.050	mg/L	0.050	2/17/2011
Gallium	EPA 200.7	<0.10	mg/L	0.10	2/17/2011
Iron	EPA 200.7	<0.010	mg/L	0.010	2/17/2011
Lithium	EPA 200.7	<0.10	mg/L	0.10	2/17/2011
Magnesium	EPA 200.7	3.4	mg/L	0.50	2/17/2011
Manganese	EPA 200.7	0.014	mg/L	0.0050	2/17/2011
Molybdenum	EPA 200.7	<0.010	mg/L	0.010	2/17/2011
Nickel	EPA 200.7	<0.010	mg/L	0.010	2/17/2011
Phosphorus	EPA 200.7	<0.50	mg/L	0.50	2/17/2011
Potassium	EPA 200.7	8.2	mg/L	0.50	2/17/2011
Scandium	EPA 200.7	<0.10	mg/L	0.10	2/17/2011
Silver	EPA 200.7	<0.0050	mg/L	0.0050	2/17/2011
Sodium	EPA 200.7	6.1	mg/L	0.50	2/17/2011
Strontium	EPA 200.7	1.2	mg/L	0.10	2/17/2011
Tin	EPA 200.7	<0.10	mg/L	0.10	2/17/2011
Titanium	EPA 200.7	<0.10	mg/L	0.10	2/17/2011
Vanadium	EPA 200.7	<0.010	mg/L	0.010	2/17/2011
Zinc	EPA 200.7	<0.010	mg/L	0.010	2/17/2011
Mercury	EPA 200.8	<0.00010	mg/L	0.00010	2/22/2011
Antimony	EPA 200.8	<0.0025	mg/L	0.0025	2/22/2011
Arsenic	EPA 200.8	<0.0050	mg/L	0.0050	2/22/2011
Lead	EPA 200.8	<0.0025	mg/L	0.0025	2/22/2011
Selenium	EPA 200.8	<0.0050	mg/L	0.0050	2/22/2011

Customer Sample ID: 605 153 WK:2 **Collect Date/Time:** 2/11/2011 09:00
WETLAB Sample ID: 1102168-013 **Receive Date:** 2/11/2011 15:20

PROFILE II

Parameter	Method	Results	Units	Reporting Limit	Date Analyzed
Thallium	EPA 200.8	<0.0010	mg/L	0.0010	2/22/2011
Uranium	EPA 200.8	0.013	mg/L	0.010	2/22/2011
Anions	Calculation	1.71	meq/L	0.10	
Cations	Calculation	1.51	meq/L	0.10	
Error	Calculation	6.3	%	1.0	

Customer Sample ID: SRK 0854 WK:2 **Collect Date/Time:** 2/11/2011 09:00
WETLAB Sample ID: 1102168-014 **Receive Date:** 2/11/2011 15:20

PROFILE II

Parameter	Method	Results	Units	Reporting Limit	Date Analyzed
pH	SM 4500-H+ B	5.21	pH Units		2/11/2011
Bicarbonate (HCO3)	SM 2320B	1.3	mg/L	1.0	2/11/2011
Carbonate (CO3)	SM 2320B	<1.0	mg/L	1.0	2/11/2011
Hydroxide (OH)	SM 2320B	<1.0	mg/L	1.0	2/11/2011
Total Alkalinity	SM 2320B	1.1	mg/L as CaCO3	1.0	2/11/2011
Chloride	EPA 300.0	<2.0	mg/L	2.0	2/12/2011
Fluoride	EPA 300.0	0.51	mg/L	0.20	2/12/2011
Sulfate	EPA 300.0	430	mg/L	100	2/14/2011
Nitrate Nitrogen	EPA 300.0	<1.0	mg/L	1.0	2/12/2011
Nitrite Nitrogen	EPA 300.0	<0.050	mg/L	0.050	2/12/2011
Total Dissolved Solids (TDS)	SM 2540C	670	mg/L	10	2/14/2011
Aluminum	EPA 200.7	0.28	mg/L	0.045	2/17/2011
Barium	EPA 200.7	<0.010	mg/L	0.010	2/17/2011
Beryllium	EPA 200.7	<0.0010	mg/L	0.0010	2/17/2011
Bismuth	EPA 200.7	<0.10	mg/L	0.10	2/17/2011
Boron	EPA 200.7	<0.10	mg/L	0.10	2/17/2011
Cadmium	EPA 200.7	0.015	mg/L	0.0010	2/17/2011
Calcium	EPA 200.7	120	mg/L	0.50	2/17/2011
Chromium	EPA 200.7	<0.0050	mg/L	0.0050	2/17/2011
Cobalt	EPA 200.7	0.077	mg/L	0.010	2/17/2011
Copper	EPA 200.7	33	mg/L	0.050	2/17/2011
Gallium	EPA 200.7	<0.10	mg/L	0.10	2/17/2011
Iron	EPA 200.7	<0.010	mg/L	0.010	2/17/2011
Lithium	EPA 200.7	<0.10	mg/L	0.10	2/17/2011
Magnesium	EPA 200.7	8.0	mg/L	0.50	2/17/2011
Manganese	EPA 200.7	1.8	mg/L	0.0050	2/17/2011
Molybdenum	EPA 200.7	<0.010	mg/L	0.010	2/17/2011
Nickel	EPA 200.7	0.042	mg/L	0.010	2/17/2011
Phosphorus	EPA 200.7	<0.50	mg/L	0.50	2/17/2011
Potassium	EPA 200.7	7.6	mg/L	0.50	2/17/2011

Customer Sample ID: SRK 0854 WK:2 **Collect Date/Time:** 2/11/2011 09:00
WETLAB Sample ID: 1102168-014 **Receive Date:** 2/11/2011 15:20

PROFILE II

Parameter	Method	Results	Units	Reporting Limit	Date Analyzed
Scandium	EPA 200.7	<0.10	mg/L	0.10	2/17/2011
Silver	EPA 200.7	<0.0050	mg/L	0.0050	2/17/2011
Sodium	EPA 200.7	2.1	mg/L	0.50	2/17/2011
Strontium	EPA 200.7	0.38	mg/L	0.10	2/17/2011
Tin	EPA 200.7	<0.10	mg/L	0.10	2/17/2011
Titanium	EPA 200.7	<0.10	mg/L	0.10	2/17/2011
Vanadium	EPA 200.7	<0.010	mg/L	0.010	2/17/2011
Zinc	EPA 200.7	0.98	mg/L	0.010	2/17/2011
Mercury	EPA 200.8	<0.00010	mg/L	0.00010	2/22/2011
Antimony	EPA 200.8	<0.0025	mg/L	0.0025	2/22/2011
Arsenic	EPA 200.8	<0.0050	mg/L	0.0050	2/22/2011
Lead	EPA 200.8	<0.0025	mg/L	0.0025	2/22/2011
Selenium	EPA 200.8	0.024	mg/L	0.0050	2/22/2011
Thallium	EPA 200.8	<0.0010	mg/L	0.0010	2/22/2011
Uranium	EPA 200.8	<0.010	mg/L	0.010	2/22/2011
Anions	Calculation	9.03	meq/L	0.10	
Cations	Calculation	8.10	meq/L	0.10	
Error	Calculation	5.5	%	1.0	

Customer Sample ID: SRK 0858 WK:2 **Collect Date/Time:** 2/11/2011 09:00
WETLAB Sample ID: 1102168-015 **Receive Date:** 2/11/2011 15:20

PROFILE II

Parameter	Method	Results	Units	Reporting Limit	Date Analyzed
pH	SM 4500-H+ B	4.59	pH Units		2/11/2011
Bicarbonate (HCO3)	SM 2320B	<1.0	mg/L	1.0	2/11/2011
Carbonate (CO3)	SM 2320B	<1.0	mg/L	1.0	2/11/2011
Hydroxide (OH)	SM 2320B	<1.0	mg/L	1.0	2/11/2011
Total Alkalinity	SM 2320B	<1.0	mg/L as CaCO3	1.0	2/11/2011
Chloride	EPA 300.0	<1.0	mg/L	1.0	2/12/2011
Fluoride	EPA 300.0	30	mg/L	1.0	2/15/2011
Sulfate	EPA 300.0	160	mg/L	10	2/15/2011
Nitrate Nitrogen	EPA 300.0	<1.0	mg/L	1.0	2/12/2011
Nitrite Nitrogen	EPA 300.0	<0.025	mg/L	0.025	2/12/2011
Total Dissolved Solids (TDS)	SM 2540C	280	mg/L	10	2/14/2011
Aluminum	EPA 200.7	18	mg/L	0.045	2/17/2011
Barium	EPA 200.7	<0.010	mg/L	0.010	2/17/2011
Beryllium	EPA 200.7	0.0016	mg/L	0.0010	2/17/2011
Bismuth	EPA 200.7	<0.10	mg/L	0.10	2/17/2011
Boron	EPA 200.7	<0.10	mg/L	0.10	2/17/2011
Cadmium	EPA 200.7	0.0014	mg/L	0.0010	2/17/2011

Customer Sample ID: SRK 0858 WK:2 **Collect Date/Time:** 2/11/2011 09:00
WETLAB Sample ID: 1102168-015 **Receive Date:** 2/11/2011 15:20

PROFILE II

Parameter	Method	Results	Units	Reporting Limit	Date Analyzed
Calcium	EPA 200.7	27	mg/L	0.50	2/17/2011
Chromium	EPA 200.7	<0.0050	mg/L	0.0050	2/17/2011
Cobalt	EPA 200.7	0.022	mg/L	0.010	2/17/2011
Copper	EPA 200.7	6.1	mg/L	0.050	2/17/2011
Gallium	EPA 200.7	<0.10	mg/L	0.10	2/17/2011
Iron	EPA 200.7	4.2	mg/L	0.010	2/17/2011
Lithium	EPA 200.7	<0.10	mg/L	0.10	2/17/2011
Magnesium	EPA 200.7	1.6	mg/L	0.50	2/17/2011
Manganese	EPA 200.7	0.54	mg/L	0.0050	2/17/2011
Molybdenum	EPA 200.7	<0.010	mg/L	0.010	2/17/2011
Nickel	EPA 200.7	<0.010	mg/L	0.010	2/17/2011
Phosphorus	EPA 200.7	<0.50	mg/L	0.50	2/17/2011
Potassium	EPA 200.7	2.8	mg/L	0.50	2/17/2011
Scandium	EPA 200.7	<0.10	mg/L	0.10	2/17/2011
Silver	EPA 200.7	<0.0050	mg/L	0.0050	2/17/2011
Sodium	EPA 200.7	1.8	mg/L	0.50	2/17/2011
Strontium	EPA 200.7	<0.10	mg/L	0.10	2/17/2011
Tin	EPA 200.7	<0.10	mg/L	0.10	2/17/2011
Titanium	EPA 200.7	<0.10	mg/L	0.10	2/17/2011
Vanadium	EPA 200.7	<0.010	mg/L	0.010	2/17/2011
Zinc	EPA 200.7	0.10	mg/L	0.010	2/17/2011
Mercury	EPA 200.8	<0.00010	mg/L	0.00010	2/22/2011
Antimony	EPA 200.8	<0.0025	mg/L	0.0025	2/22/2011
Arsenic	EPA 200.8	<0.0050	mg/L	0.0050	2/22/2011
Lead	EPA 200.8	0.0026	mg/L	0.0025	2/22/2011
Selenium	EPA 200.8	<0.0050	mg/L	0.0050	2/22/2011
Thallium	EPA 200.8	<0.0010	mg/L	0.0010	2/22/2011
Uranium	EPA 200.8	<0.010	mg/L	0.010	2/22/2011
Anions	Calculation	4.91	meq/L	0.10	
Cations	Calculation	4.07	meq/L	0.10	
Error	Calculation	9.3	%	1.0	

Customer Sample ID: SRK 0864 WK:2 **Collect Date/Time:** 2/11/2011 09:00
WETLAB Sample ID: 1102168-016 **Receive Date:** 2/11/2011 15:20

PROFILE II

Parameter	Method	Results	Units	Reporting Limit	Date Analyzed
pH	SM 4500-H+ B	7.12	pH Units		2/11/2011
Bicarbonate (HCO3)	SM 2320B	38	mg/L	1.0	2/11/2011
Carbonate (CO3)	SM 2320B	<1.0	mg/L	1.0	2/11/2011
Hydroxide (OH)	SM 2320B	<1.0	mg/L	1.0	2/11/2011

Customer Sample ID: SRK 0864 WK:2 **Collect Date/Time:** 2/11/2011 09:00

WETLAB Sample ID: 1102168-016 **Receive Date:** 2/11/2011 15:20

PROFILE II

Parameter	Method	Results	Units	Reporting Limit	Date Analyzed
Total Alkalinity	SM 2320B	31	mg/L as CaCO3	1.0	2/11/2011
Chloride	EPA 300.0	<1.0	mg/L	1.0	2/12/2011
Fluoride	EPA 300.0	2.1	mg/L	0.10	2/12/2011
Sulfate	EPA 300.0	120	mg/L	1.0	2/12/2011
Nitrate Nitrogen	EPA 300.0	<1.0	mg/L	1.0	2/12/2011
Nitrite Nitrogen	EPA 300.0	<0.025	mg/L	0.025	2/12/2011
Total Dissolved Solids (TDS)	SM 2540C	230	mg/L	10	2/14/2011
Aluminum	EPA 200.7	<0.045	mg/L	0.045	2/17/2011
Barium	EPA 200.7	<0.010	mg/L	0.010	2/17/2011
Beryllium	EPA 200.7	<0.0010	mg/L	0.0010	2/17/2011
Bismuth	EPA 200.7	<0.10	mg/L	0.10	2/17/2011
Boron	EPA 200.7	<0.10	mg/L	0.10	2/17/2011
Cadmium	EPA 200.7	<0.0010	mg/L	0.0010	2/17/2011
Calcium	EPA 200.7	39	mg/L	0.50	2/17/2011
Chromium	EPA 200.7	<0.0050	mg/L	0.0050	2/17/2011
Cobalt	EPA 200.7	<0.010	mg/L	0.010	2/17/2011
Copper	EPA 200.7	<0.050	mg/L	0.050	2/17/2011
Gallium	EPA 200.7	<0.10	mg/L	0.10	2/17/2011
Iron	EPA 200.7	<0.010	mg/L	0.010	2/17/2011
Lithium	EPA 200.7	<0.10	mg/L	0.10	2/17/2011
Magnesium	EPA 200.7	6.9	mg/L	0.50	2/17/2011
Manganese	EPA 200.7	0.042	mg/L	0.0050	2/17/2011
Molybdenum	EPA 200.7	0.049	mg/L	0.010	2/17/2011
Nickel	EPA 200.7	<0.010	mg/L	0.010	2/17/2011
Phosphorus	EPA 200.7	<0.50	mg/L	0.50	2/17/2011
Potassium	EPA 200.7	2.6	mg/L	0.50	2/17/2011
Scandium	EPA 200.7	<0.10	mg/L	0.10	2/17/2011
Silver	EPA 200.7	<0.0050	mg/L	0.0050	2/17/2011
Sodium	EPA 200.7	13	mg/L	0.50	2/17/2011
Strontium	EPA 200.7	0.17	mg/L	0.10	2/17/2011
Tin	EPA 200.7	<0.10	mg/L	0.10	2/17/2011
Titanium	EPA 200.7	<0.10	mg/L	0.10	2/17/2011
Vanadium	EPA 200.7	0.011	mg/L	0.010	2/17/2011
Zinc	EPA 200.7	<0.010	mg/L	0.010	2/17/2011
Mercury	EPA 200.8	<0.00010	mg/L	0.00010	2/22/2011
Antimony	EPA 200.8	<0.0025	mg/L	0.0025	2/22/2011
Arsenic	EPA 200.8	<0.0050	mg/L	0.0050	2/22/2011
Lead	EPA 200.8	<0.0025	mg/L	0.0025	2/22/2011
Selenium	EPA 200.8	<0.0050	mg/L	0.0050	2/22/2011
Thallium	EPA 200.8	<0.0010	mg/L	0.0010	2/22/2011
Uranium	EPA 200.8	<0.010	mg/L	0.010	2/22/2011

Customer Sample ID: SRK 0864 WK:2 **Collect Date/Time:** 2/11/2011 09:00
WETLAB Sample ID: 1102168-016 **Receive Date:** 2/11/2011 15:20

PROFILE II

Parameter	Method	Results	Units	Reporting Limit	Date Analyzed
Anions	Calculation	3.26	meq/L	0.10	
Cations	Calculation	3.15	meq/L	0.10	
Error	Calculation	1.7	%	1.0	

Customer Sample ID: SRK 0866 WK:2 **Collect Date/Time:** 2/11/2011 09:00
WETLAB Sample ID: 1102168-017 **Receive Date:** 2/11/2011 15:20

PROFILE II

Parameter	Method	Results	Units	Reporting Limit	Date Analyzed
pH	SM 4500-H+ B	7.32 Q	pH Units		2/11/2011
Bicarbonate (HCO3)	SM 2320B	31	mg/L	1.0	2/11/2011
Carbonate (CO3)	SM 2320B	<1.0	mg/L	1.0	2/11/2011
Hydroxide (OH)	SM 2320B	<1.0	mg/L	1.0	2/11/2011
Total Alkalinity	SM 2320B	25	mg/L as CaCO3	1.0	2/11/2011
Chloride	EPA 300.0	<1.0	mg/L	1.0	2/12/2011
Fluoride	EPA 300.0	1.5	mg/L	0.10	2/12/2011
Sulfate	EPA 300.0	49	mg/L	1.0	2/12/2011
Nitrate Nitrogen	EPA 300.0	<1.0	mg/L	1.0	2/12/2011
Nitrite Nitrogen	EPA 300.0	<0.025	mg/L	0.025	2/12/2011
Total Dissolved Solids (TDS)	SM 2540C	94	mg/L	10	2/14/2011
Aluminum	EPA 200.7	<0.045	mg/L	0.045	2/17/2011
Barium	EPA 200.7	<0.010	mg/L	0.010	2/17/2011
Beryllium	EPA 200.7	<0.0010	mg/L	0.0010	2/17/2011
Bismuth	EPA 200.7	<0.10	mg/L	0.10	2/17/2011
Boron	EPA 200.7	<0.10	mg/L	0.10	2/17/2011
Cadmium	EPA 200.7	<0.0010	mg/L	0.0010	2/17/2011
Calcium	EPA 200.7	19	mg/L	0.50	2/17/2011
Chromium	EPA 200.7	<0.0050	mg/L	0.0050	2/17/2011
Cobalt	EPA 200.7	<0.010	mg/L	0.010	2/17/2011
Copper	EPA 200.7	<0.050	mg/L	0.050	2/17/2011
Gallium	EPA 200.7	<0.10	mg/L	0.10	2/17/2011
Iron	EPA 200.7	<0.010	mg/L	0.010	2/17/2011
Lithium	EPA 200.7	<0.10	mg/L	0.10	2/17/2011
Magnesium	EPA 200.7	2.4	mg/L	0.50	2/17/2011
Manganese	EPA 200.7	0.035	mg/L	0.0050	2/17/2011
Molybdenum	EPA 200.7	0.022	mg/L	0.010	2/17/2011
Nickel	EPA 200.7	<0.010	mg/L	0.010	2/17/2011
Phosphorus	EPA 200.7	<0.50	mg/L	0.50	2/17/2011
Potassium	EPA 200.7	2.4	mg/L	0.50	2/17/2011
Scandium	EPA 200.7	<0.10	mg/L	0.10	2/17/2011
Silver	EPA 200.7	<0.0050	mg/L	0.0050	2/17/2011

Customer Sample ID: SRK 0866 WK:2 **Collect Date/Time:** 2/11/2011 09:00
WETLAB Sample ID: 1102168-017 **Receive Date:** 2/11/2011 15:20

PROFILE II

Parameter	Method	Results	Units	Reporting Limit	Date Analyzed
Sodium	EPA 200.7	3.9	mg/L	0.50	2/17/2011
Strontium	EPA 200.7	0.19	mg/L	0.10	2/17/2011
Tin	EPA 200.7	<0.10	mg/L	0.10	2/17/2011
Titanium	EPA 200.7	<0.10	mg/L	0.10	2/17/2011
Vanadium	EPA 200.7	<0.010	mg/L	0.010	2/17/2011
Zinc	EPA 200.7	<0.010	mg/L	0.010	2/17/2011
Mercury	EPA 200.8	<0.00010	mg/L	0.00010	2/23/2011
Antimony	EPA 200.8	<0.0025	mg/L	0.0025	2/22/2011
Arsenic	EPA 200.8	<0.0050	mg/L	0.0050	2/22/2011
Lead	EPA 200.8	<0.0025	mg/L	0.0025	2/22/2011
Selenium	EPA 200.8	<0.0050	mg/L	0.0050	2/22/2011
Thallium	EPA 200.8	<0.0010	mg/L	0.0010	2/22/2011
Uranium	EPA 200.8	<0.010	mg/L	0.010	2/22/2011
Anions	Calculation	1.62	meq/L	0.10	
Cations	Calculation	1.38	meq/L	0.10	
Error	Calculation	8.2	%	1.0	

Customer Sample ID: SRK 0867 WK:2 **Collect Date/Time:** 2/11/2011 09:00
WETLAB Sample ID: 1102168-018 **Receive Date:** 2/11/2011 15:20

PROFILE II

Parameter	Method	Results	Units	Reporting Limit	Date Analyzed
pH	SM 4500-H+ B	6.51	pH Units		2/11/2011
Bicarbonate (HCO3)	SM 2320B	12	mg/L	1.0	2/11/2011
Carbonate (CO3)	SM 2320B	<1.0	mg/L	1.0	2/11/2011
Hydroxide (OH)	SM 2320B	<1.0	mg/L	1.0	2/11/2011
Total Alkalinity	SM 2320B	9.4	mg/L as CaCO3	1.0	2/11/2011
Chloride	EPA 300.0	<2.0	mg/L	2.0	2/12/2011
Fluoride	EPA 300.0	1.5	mg/L	0.20	2/12/2011
Sulfate	EPA 300.0	550	mg/L	100	2/15/2011
Nitrate Nitrogen	EPA 300.0	<1.0	mg/L	1.0	2/12/2011
Nitrite Nitrogen	EPA 300.0	<0.050	mg/L	0.050	2/12/2011
Total Dissolved Solids (TDS)	SM 2540C	840	mg/L	10	2/14/2011
Aluminum	EPA 200.7	<0.045	mg/L	0.045	2/17/2011
Barium	EPA 200.7	<0.010	mg/L	0.010	2/17/2011
Beryllium	EPA 200.7	<0.0010	mg/L	0.0010	2/17/2011
Bismuth	EPA 200.7	<0.10	mg/L	0.10	2/17/2011
Boron	EPA 200.7	<0.10	mg/L	0.10	2/17/2011
Cadmium	EPA 200.7	0.0013	mg/L	0.0010	2/17/2011
Calcium	EPA 200.7	170	mg/L	0.50	2/17/2011
Chromium	EPA 200.7	<0.0050	mg/L	0.0050	2/17/2011

Customer Sample ID: SRK 0867 WK:2 **Collect Date/Time:** 2/11/2011 09:00
WETLAB Sample ID: 1102168-018 **Receive Date:** 2/11/2011 15:20

PROFILE II

Parameter	Method	Results	Units	Reporting Limit	Date Analyzed
Cobalt	EPA 200.7	0.021	mg/L	0.010	2/17/2011
Copper	EPA 200.7	0.12	mg/L	0.050	2/17/2011
Gallium	EPA 200.7	<0.10	mg/L	0.10	2/17/2011
Iron	EPA 200.7	<0.050	mg/L	0.050	2/22/2011
Lithium	EPA 200.7	0.12	mg/L	0.10	2/17/2011
Magnesium	EPA 200.7	17	mg/L	0.50	2/17/2011
Manganese	EPA 200.7	3.6	mg/L	0.0050	2/17/2011
Molybdenum	EPA 200.7	<0.010	mg/L	0.010	2/17/2011
Nickel	EPA 200.7	0.022	mg/L	0.010	2/17/2011
Phosphorus	EPA 200.7	<0.50	mg/L	0.50	2/17/2011
Potassium	EPA 200.7	5.3	mg/L	0.50	2/17/2011
Scandium	EPA 200.7	<0.10	mg/L	0.10	2/17/2011
Silver	EPA 200.7	<0.0050	mg/L	0.0050	2/17/2011
Sodium	EPA 200.7	5.5	mg/L	0.50	2/17/2011
Strontium	EPA 200.7	0.37	mg/L	0.10	2/17/2011
Tin	EPA 200.7	<0.10	mg/L	0.10	2/17/2011
Titanium	EPA 200.7	<0.10	mg/L	0.10	2/17/2011
Vanadium	EPA 200.7	0.011	mg/L	0.010	2/17/2011
Zinc	EPA 200.7	0.022	mg/L	0.010	2/17/2011
Mercury	EPA 200.8	<0.00010	mg/L	0.00010	2/22/2011
Antimony	EPA 200.8	0.0034	mg/L	0.0025	2/22/2011
Arsenic	EPA 200.8	<0.0050	mg/L	0.0050	2/22/2011
Lead	EPA 200.8	<0.0025	mg/L	0.0025	2/22/2011
Selenium	EPA 200.8	0.0099	mg/L	0.0050	2/22/2011
Thallium	EPA 200.8	<0.0010	mg/L	0.0010	2/22/2011
Uranium	EPA 200.8	<0.010	mg/L	0.010	2/22/2011
Anions	Calculation	11.8	meq/L	0.10	
Cations	Calculation	10.4	meq/L	0.10	
Error	Calculation	6.2	%	1.0	

Customer Sample ID: SRK 0872 WK:2 **Collect Date/Time:** 2/11/2011 09:00
WETLAB Sample ID: 1102168-019 **Receive Date:** 2/11/2011 15:20

PROFILE II

Parameter	Method	Results	Units	Reporting Limit	Date Analyzed
pH	SM 4500-H+ B	6.66	pH Units		2/11/2011
Bicarbonate (HCO3)	SM 2320B	20	mg/L	1.0	2/11/2011
Carbonate (CO3)	SM 2320B	<1.0	mg/L	1.0	2/11/2011
Hydroxide (OH)	SM 2320B	<1.0	mg/L	1.0	2/11/2011
Total Alkalinity	SM 2320B	17	mg/L as CaCO3	1.0	2/11/2011
Chloride	EPA 300.0	<2.0	mg/L	2.0	2/12/2011

Customer Sample ID: SRK 0872 WK:2 **Collect Date/Time:** 2/11/2011 09:00

WETLAB Sample ID: 1102168-019 **Receive Date:** 2/11/2011 15:20

PROFILE II

Parameter	Method	Results	Units	Reporting Limit	Date Analyzed
Fluoride	EPA 300.0	0.89	mg/L	0.20	2/12/2011
Sulfate	EPA 300.0	800	mg/L	100	2/15/2011
Nitrate Nitrogen	EPA 300.0	<1.0	mg/L	1.0	2/12/2011
Nitrite Nitrogen	EPA 300.0	<0.050	mg/L	0.050	2/12/2011
Total Dissolved Solids (TDS)	SM 2540C	1200	mg/L	10	2/14/2011
Aluminum	EPA 200.7	0.053	mg/L	0.045	2/17/2011
Barium	EPA 200.7	<0.010	mg/L	0.010	2/17/2011
Beryllium	EPA 200.7	<0.0010	mg/L	0.0010	2/17/2011
Bismuth	EPA 200.7	<0.10	mg/L	0.10	2/17/2011
Boron	EPA 200.7	<0.10	mg/L	0.10	2/17/2011
Cadmium	EPA 200.7	<0.0050	mg/L	0.0050	2/22/2011
Calcium	EPA 200.7	260	mg/L	0.50	2/17/2011
Chromium	EPA 200.7	<0.0050	mg/L	0.0050	2/17/2011
Cobalt	EPA 200.7	0.010	mg/L	0.010	2/17/2011
Copper	EPA 200.7	<0.050	mg/L	0.050	2/17/2011
Gallium	EPA 200.7	<0.10	mg/L	0.10	2/17/2011
Iron	EPA 200.7	<0.010	mg/L	0.010	2/17/2011
Lithium	EPA 200.7	<0.10	mg/L	0.10	2/17/2011
Magnesium	EPA 200.7	12	mg/L	0.50	2/17/2011
Manganese	EPA 200.7	2.3	mg/L	0.0050	2/17/2011
Molybdenum	EPA 200.7	<0.010	mg/L	0.010	2/17/2011
Nickel	EPA 200.7	<0.010	mg/L	0.010	2/17/2011
Phosphorus	EPA 200.7	<0.50	mg/L	0.50	2/17/2011
Potassium	EPA 200.7	2.7	mg/L	0.50	2/17/2011
Scandium	EPA 200.7	<0.10	mg/L	0.10	2/17/2011
Silver	EPA 200.7	<0.0050	mg/L	0.0050	2/17/2011
Sodium	EPA 200.7	2.4	mg/L	0.50	2/17/2011
Strontium	EPA 200.7	0.18	mg/L	0.10	2/17/2011
Tin	EPA 200.7	<0.10	mg/L	0.10	2/17/2011
Titanium	EPA 200.7	<0.10	mg/L	0.10	2/17/2011
Vanadium	EPA 200.7	<0.010	mg/L	0.010	2/17/2011
Zinc	EPA 200.7	0.023	mg/L	0.010	2/17/2011
Mercury	EPA 200.8	<0.00010	mg/L	0.00010	2/22/2011
Antimony	EPA 200.8	<0.0025	mg/L	0.0025	2/22/2011
Arsenic	EPA 200.8	<0.0050	mg/L	0.0050	2/22/2011
Lead	EPA 200.8	<0.0025	mg/L	0.0025	2/22/2011
Selenium	EPA 200.8	0.0078	mg/L	0.0050	2/22/2011
Thallium	EPA 200.8	<0.0010	mg/L	0.0010	2/22/2011
Uranium	EPA 200.8	<0.010	mg/L	0.010	2/22/2011
Anions	Calculation	17.0	meq/L	0.10	
Cations	Calculation	14.2	meq/L	0.10	

Customer Sample ID: SRK 0872 WK:2 **Collect Date/Time:** 2/11/2011 09:00

WETLAB Sample ID: 1102168-019 **Receive Date:** 2/11/2011 15:20

PROFILE II

Parameter	Method	Results	Units	Reporting Limit	Date Analyzed
Error	Calculation	9.0	%	1.0	

Western Environmental Testing Laboratory
QC Report

QCBatchID	QCType	Parameter	Method	Result	Units
QC1102336	Blank 1	Fluoride	EPA 300.0	<0.10	mg/L
QC1102336	Blank 2	Fluoride	EPA 300.0	<0.10	mg/L
QC1102336	Blank 3	Fluoride	EPA 300.0	<0.10	mg/L
QC1102338	Blank 1	Chloride	EPA 300.0	<1.0	mg/L
QC1102338	Blank 2	Chloride	EPA 300.0	<1.0	mg/L
QC1102338	Blank 3	Chloride	EPA 300.0	<1.0	mg/L
QC1102340	Blank 1	Nitrite Nitrogen	EPA 300.0	<0.025	mg/L
QC1102340	Blank 2	Nitrite Nitrogen	EPA 300.0	<0.025	mg/L
QC1102340	Blank 3	Nitrite Nitrogen	EPA 300.0	<0.025	mg/L
QC1102342	Blank 1	Nitrate Nitrogen	EPA 300.0	<1.0	mg/L
QC1102342	Blank 2	Nitrate Nitrogen	EPA 300.0	<1.0	mg/L
QC1102342	Blank 3	Nitrate Nitrogen	EPA 300.0	<1.0	mg/L
QC1102344	Blank 1	Sulfate	EPA 300.0	<1.0	mg/L
QC1102344	Blank 2	Sulfate	EPA 300.0	<1.0	mg/L
QC1102344	Blank 3	Sulfate	EPA 300.0	<1.0	mg/L
QC1102387	Blank 1	Fluoride	EPA 300.0	<0.10	mg/L
QC1102387	Blank 2	Fluoride	EPA 300.0	<0.10	mg/L
QC1102387	Blank 3	Fluoride	EPA 300.0	<0.10	mg/L
QC1102391	Blank 1	Sulfate	EPA 300.0	<1.0	mg/L
QC1102391	Blank 2	Sulfate	EPA 300.0	<1.0	mg/L
QC1102391	Blank 3	Sulfate	EPA 300.0	<1.0	mg/L
QC1102396	Blank 1	Sulfate	EPA 300.0	<1.0	mg/L
QC1102396	Blank 2	Sulfate	EPA 300.0	<1.0	mg/L
QC1102444	Blank 1	Total Dissolved Solids (TDS)	SM 2540C	<10	mg/L
QC1102444	Blank 2	Total Dissolved Solids (TDS)	SM 2540C	<10	mg/L
QC1102482	Blank 1	Aluminum, Dissolved	EPA 200.7	<0.045	mg/L
		Barium, Dissolved	EPA 200.7	<0.010	mg/L
		Beryllium, Dissolved	EPA 200.7	<0.0010	mg/L
		Bismuth, Dissolved	EPA 200.7	<0.10	mg/L
		Boron, Dissolved	EPA 200.7	<0.10	mg/L
		Cadmium, Dissolved	EPA 200.7	<0.0010	mg/L
		Calcium, Dissolved	EPA 200.7	<0.50	mg/L
		Chromium, Dissolved	EPA 200.7	<0.0050	mg/L
		Cobalt, Dissolved	EPA 200.7	<0.010	mg/L
		Copper, Dissolved	EPA 200.7	<0.050	mg/L
		Gallium, Dissolved	EPA 200.7	<0.10	mg/L
		Iron, Dissolved	EPA 200.7	<0.010	mg/L
		Lithium, Dissolved	EPA 200.7	<0.10	mg/L
		Magnesium, Dissolved	EPA 200.7	<0.50	mg/L
		Manganese, Dissolved	EPA 200.7	<0.0050	mg/L
		Molybdenum, Dissolved	EPA 200.7	<0.010	mg/L
		Nickel, Dissolved	EPA 200.7	<0.010	mg/L
		Phosphorus, Dissolved	EPA 200.7	<0.50	mg/L
		Potassium, Dissolved	EPA 200.7	<0.50	mg/L
		Scandium, Dissolved	EPA 200.7	<0.10	mg/L
		Silver, Dissolved	EPA 200.7	<0.0050	mg/L
		Sodium, Dissolved	EPA 200.7	<0.50	mg/L
		Strontium, Dissolved	EPA 200.7	<0.10	mg/L
		Tin, Dissolved	EPA 200.7	<0.10	mg/L
		Titanium, Dissolved	EPA 200.7	<0.10	mg/L

QCBatchID	QCType	Parameter	Method	Result	Units
		Vanadium, Dissolved	EPA 200.7	<0.010	mg/L
		Zinc, Dissolved	EPA 200.7	<0.010	mg/L
QC1102483	Blank 1	Aluminum, Dissolved	EPA 200.7	<0.045	mg/L
		Barium, Dissolved	EPA 200.7	<0.010	mg/L
		Beryllium, Dissolved	EPA 200.7	<0.0010	mg/L
		Bismuth, Dissolved	EPA 200.7	<0.10	mg/L
		Boron, Dissolved	EPA 200.7	<0.10	mg/L
		Cadmium, Dissolved	EPA 200.7	<0.0010	mg/L
		Calcium, Dissolved	EPA 200.7	<0.50	mg/L
		Chromium, Dissolved	EPA 200.7	<0.0050	mg/L
		Cobalt, Dissolved	EPA 200.7	<0.010	mg/L
		Copper, Dissolved	EPA 200.7	<0.050	mg/L
		Gallium, Dissolved	EPA 200.7	<0.10	mg/L
		Iron, Dissolved	EPA 200.7	<0.010	mg/L
		Lithium, Dissolved	EPA 200.7	<0.10	mg/L
		Magnesium, Dissolved	EPA 200.7	<0.50	mg/L
		Manganese, Dissolved	EPA 200.7	<0.0050	mg/L
		Molybdenum, Dissolved	EPA 200.7	<0.010	mg/L
		Nickel, Dissolved	EPA 200.7	<0.010	mg/L
		Phosphorus, Dissolved	EPA 200.7	<0.50	mg/L
		Potassium, Dissolved	EPA 200.7	<0.50	mg/L
		Scandium, Dissolved	EPA 200.7	<0.10	mg/L
		Silver, Dissolved	EPA 200.7	<0.0050	mg/L
		Sodium, Dissolved	EPA 200.7	<0.50	mg/L
		Strontium, Dissolved	EPA 200.7	<0.10	mg/L
		Tin, Dissolved	EPA 200.7	<0.10	mg/L
		Titanium, Dissolved	EPA 200.7	<0.10	mg/L
		Vanadium, Dissolved	EPA 200.7	<0.010	mg/L
		Zinc, Dissolved	EPA 200.7	<0.010	mg/L
QC1102556	Blank 1	Uranium, Dissolved	EPA 200.8	<0.010	mg/L
		Mercury, Dissolved	EPA 200.8	<0.00010	mg/L
		Antimony, Dissolved	EPA 200.8	<0.0025	mg/L
		Arsenic, Dissolved	EPA 200.8	<0.0050	mg/L
		Lead, Dissolved	EPA 200.8	<0.0025	mg/L
		Selenium, Dissolved	EPA 200.8	<0.0050	mg/L
		Thallium, Dissolved	EPA 200.8	<0.0010	mg/L
QC1102557	Blank 1	Uranium, Dissolved	EPA 200.8	<0.010	mg/L
		Mercury, Dissolved	EPA 200.8	<0.00010	mg/L
		Antimony, Dissolved	EPA 200.8	<0.0025	mg/L
		Arsenic, Dissolved	EPA 200.8	<0.0050	mg/L
		Lead, Dissolved	EPA 200.8	<0.0025	mg/L
		Selenium, Dissolved	EPA 200.8	<0.0050	mg/L
		Thallium, Dissolved	EPA 200.8	<0.0010	mg/L
QC1102558	Blank 1	Uranium, Dissolved	EPA 200.8	<0.010	mg/L
		Mercury, Dissolved	EPA 200.8	<0.00010	mg/L
		Antimony, Dissolved	EPA 200.8	<0.0025	mg/L
		Arsenic, Dissolved	EPA 200.8	<0.0050	mg/L
		Lead, Dissolved	EPA 200.8	<0.0025	mg/L
		Selenium, Dissolved	EPA 200.8	<0.0050	mg/L
		Thallium, Dissolved	EPA 200.8	<0.0010	mg/L

QCBatchID	QCType	Parameter	Method	Result	Actual	% Recovery	Units
QC1102333	LCS 1	pH	SM 4500-H+ B	7.02	7.00	100	pH Units
QC1102333	LCS 2	pH	SM 4500-H+ B	7.01	7.00	100	pH Units
QC1102334	LCS 1	Alkalinity	SM 2320B	96.7	100	97	mg/L
QC1102334	LCS 2	Alkalinity	SM 2320B	96.2	100	96	mg/L

QCBatchID	QCType	Parameter	Method	Result	Actual	% Recovery	Units
QC1102336	LCS 1	Fluoride	EPA 300.0	2.02	2.00	101	mg/L
QC1102338	LCS 1	Chloride	EPA 300.0	9.78	10.0	98	mg/L
QC1102340	LCS 1	Nitrite Nitrogen	EPA 300.0	0.532	0.500	106	mg/L
QC1102342	LCS 1	Nitrate Nitrogen	EPA 300.0	1.96	2.00	98	mg/L
QC1102344	LCS 1	Sulfate	EPA 300.0	24.2	25.0	97	mg/L
QC1102387	LCS 1	Fluoride	EPA 300.0	2.02	2.00	101	mg/L
QC1102391	LCS 1	Sulfate	EPA 300.0	24.4	25.0	97	mg/L
QC1102396	LCS 1	Sulfate	EPA 300.0	5.09	5.00	102	mg/L
QC1102444	LCS 1	Total Dissolved Solids (TDS)	SM 2540C	160	150	107	mg/L
QC1102444	LCS 2	Total Dissolved Solids (TDS)	SM 2540C	137	150	92	mg/L
QC1102482	LCS 1	Aluminum	EPA 200.7	0.940	1.00	94	mg/L
		Barium	EPA 200.7	0.949	1.00	95	mg/L
		Beryllium	EPA 200.7	0.962	1.00	96	mg/L
		Bismuth	EPA 200.7	0.989	1.00	99	mg/L
		Boron	EPA 200.7	0.880	1.00	88	mg/L
		Cadmium	EPA 200.7	0.964	1.00	96	mg/L
		Calcium	EPA 200.7	9.74	10.0	97	mg/L
		Chromium	EPA 200.7	0.946	1.00	95	mg/L
		Cobalt	EPA 200.7	0.961	1.00	96	mg/L
		Copper	EPA 200.7	4.59	5.00	92	mg/L
		Gallium	EPA 200.7	0.959	1.00	96	mg/L
		Iron	EPA 200.7	0.965	1.00	96	mg/L
		Lithium	EPA 200.7	0.878	1.00	88	mg/L
		Magnesium	EPA 200.7	9.81	10.0	98	mg/L
		Manganese	EPA 200.7	0.929	1.00	93	mg/L
		Molybdenum	EPA 200.7	0.961	1.00	96	mg/L
		Nickel	EPA 200.7	4.78	5.00	96	mg/L
		Phosphorus	EPA 200.7	4.89	5.00	98	mg/L
		Potassium	EPA 200.7	9.51	10.0	95	mg/L
		Scandium	EPA 200.7	0.957	1.00	96	mg/L
		Silver	EPA 200.7	0.084	0.090	93	mg/L
		Sodium	EPA 200.7	9.19	10.0	92	mg/L
		Strontium	EPA 200.7	0.930	1.00	93	mg/L
		Tin	EPA 200.7	0.964	1.00	96	mg/L
		Titanium	EPA 200.7	0.991	1.00	99	mg/L
		Vanadium	EPA 200.7	0.941	1.00	94	mg/L
		Zinc	EPA 200.7	0.983	1.00	98	mg/L
QC1102483	LCS 1	Aluminum	EPA 200.7	0.930	1.00	93	mg/L
		Barium	EPA 200.7	0.925	1.00	92	mg/L
		Beryllium	EPA 200.7	0.941	1.00	94	mg/L
		Bismuth	EPA 200.7	0.967	1.00	97	mg/L
		Boron	EPA 200.7	0.850	1.00	85	mg/L
		Cadmium	EPA 200.7	0.928	1.00	93	mg/L
		Calcium	EPA 200.7	9.44	10.0	94	mg/L
		Chromium	EPA 200.7	0.919	1.00	92	mg/L
		Cobalt	EPA 200.7	0.929	1.00	93	mg/L
		Copper	EPA 200.7	4.53	5.00	91	mg/L
		Gallium	EPA 200.7	0.939	1.00	94	mg/L
		Iron	EPA 200.7	0.939	1.00	94	mg/L
		Lithium	EPA 200.7	0.882	1.00	88	mg/L
		Magnesium	EPA 200.7	9.17	10.0	92	mg/L
		Manganese	EPA 200.7	0.912	1.00	91	mg/L
		Molybdenum	EPA 200.7	0.936	1.00	94	mg/L
		Nickel	EPA 200.7	4.63	5.00	93	mg/L
		Phosphorus	EPA 200.7	4.70	5.00	94	mg/L
		Potassium	EPA 200.7	9.52	10.0	95	mg/L

QCBatchID	QCType	Parameter	Method	Result	Actual	% Recovery	Units
		Scandium	EPA 200.7	0.945	1.00	94	mg/L
		Silver	EPA 200.7	0.083	0.090	92	mg/L
		Sodium	EPA 200.7	8.99	10.0	90	mg/L
		Strontium	EPA 200.7	0.917	1.00	92	mg/L
		Tin	EPA 200.7	0.924	1.00	92	mg/L
		Titanium	EPA 200.7	0.958	1.00	96	mg/L
		Vanadium	EPA 200.7	0.921	1.00	92	mg/L
		Zinc	EPA 200.7	0.934	1.00	93	mg/L
QC1102556	LCS 1	Mercury	EPA 200.8	0.000968	0.001	97	mg/L
		Antimony	EPA 200.8	0.0113	0.010	113	mg/L
		Arsenic	EPA 200.8	0.0516	0.050	103	mg/L
		Lead	EPA 200.8	0.0104	0.010	104	mg/L
		Selenium	EPA 200.8	0.0572	0.050	114	mg/L
		Thallium	EPA 200.8	0.0106	0.010	106	mg/L
		Uranium	EPA 200.8	0.0108	0.010	108	mg/L
QC1102557	LCS 1	Mercury	EPA 200.8	0.000968	0.001	97	mg/L
		Antimony	EPA 200.8	0.0113	0.010	113	mg/L
		Arsenic	EPA 200.8	0.0516	0.050	103	mg/L
		Lead	EPA 200.8	0.0104	0.010	104	mg/L
		Selenium	EPA 200.8	0.0572	0.050	114	mg/L
		Thallium	EPA 200.8	0.0106	0.010	106	mg/L
		Uranium	EPA 200.8	0.0108	0.010	108	mg/L
QC1102558	LCS 1	Mercury	EPA 200.8	0.000939	0.001	94	mg/L
		Antimony	EPA 200.8	0.0100	0.010	100	mg/L
		Arsenic	EPA 200.8	0.0565	0.050	113	mg/L
		Lead	EPA 200.8	0.0098	0.010	98	mg/L
		Selenium	EPA 200.8	0.0562	0.050	112	mg/L
		Thallium	EPA 200.8	0.0100	0.010	100	mg/L
		Uranium	EPA 200.8	0.0108	0.010	108	mg/L

QCBatchID	QCType	Parameter	Method	Duplicate Sample	Sample Result	Duplicate Result	Units	RPD
QC1102333	Duplicate 1	pH	SM 4500-H+ B	1102157-001	8.34	8.36	pH Units	<1%
QC1102333	Duplicate 2	pH	SM 4500-H+ B	1102164-001	8.85	8.87	pH Units	<1%
QC1102333	Duplicate 3	pH	SM 4500-H+ B	1102168-007	7.58	7.65	pH Units	1 %
QC1102333	Duplicate 4	pH	SM 4500-H+ B	1102168-017	7.32	6.98	pH Units	5 %
QC1102334	Duplicate 1	Bicarbonate (HCO3)	SM 2320B	1102157-001	484	486	mg/L	1 %
		Carbonate (CO3)	SM 2320B	1102157-001	6.14	6.48	mg/L	5 %
		Hydroxide (OH)	SM 2320B	1102157-001	<1.000	<1.000	mg/L	<1%
		Total Alkalinity	SM 2320B	1102157-001	407	409	mg/L as CaCO3	1 %
QC1102334	Duplicate 2	Bicarbonate (HCO3)	SM 2320B	1102164-001	150	146	mg/L	3 %
		Carbonate (CO3)	SM 2320B	1102164-001	23.4	25.2	mg/L	7 %
		Hydroxide (OH)	SM 2320B	1102164-001	<1.000	<1.000	mg/L	<1%
		Total Alkalinity	SM 2320B	1102164-001	162	162	mg/L as CaCO3	<1%
QC1102334	Duplicate 3	Bicarbonate (HCO3)	SM 2320B	1102168-007	108	108	mg/L	<1%
		Carbonate (CO3)	SM 2320B	1102168-007	<1.000	<1.000	mg/L	<1%
		Hydroxide (OH)	SM 2320B	1102168-007	<1.000	<1.000	mg/L	<1%
		Total Alkalinity	SM 2320B	1102168-007	88.3	88.4	mg/L as CaCO3	<1%
QC1102334	Duplicate 4	Bicarbonate (HCO3)	SM 2320B	1102168-017	30.8	29.4	mg/L	5 %
		Carbonate (CO3)	SM 2320B	1102168-017	<1.000	<1.000	mg/L	<1%
		Hydroxide (OH)	SM 2320B	1102168-017	<1.000	<1.000	mg/L	<1%
		Total Alkalinity	SM 2320B	1102168-017	25.2	24.1	mg/L as CaCO3	5 %
QC1102444	Duplicate 1	Total Dissolved Solids (TDS)	SM 2540C	1102146-001	30.0	37.0	mg/L	21 %
QC1102444	Duplicate 2	Total Dissolved Solids (TDS)	SM 2540C	1102160-001	289	272	mg/L	6 %
QC1102444	Duplicate 3	Total Dissolved Solids (TDS)	SM 2540C	1102168-004	273	289	mg/L	6 %
QC1102444	Duplicate 4	Total Dissolved Solids (TDS)	SM 2540C	1102168-016	227	235	mg/L	3 %

QCBatchID	QCType	Parameter	Method	Spike Sample	Sample Result		MS Result	MSD Result	Spike Value	Units	MS % Rec.	MSD % Rec.	RPD
QC1102336	MS 1	Fluoride	EPA 300.0	1102168-001	0.905		2.53	2.44	2.00	mg/L	81	77	4 %
QC1102336	MS 2	Fluoride	EPA 300.0	1102168-012	2.68	M	4.02	3.98	2.00	mg/L	NC	NC	NC
QC1102338	MS 1	Chloride	EPA 300.0	1102168-001	<1.000		5.36	5.34	5.00	mg/L	106	106	<1%
QC1102338	MS 2	Chloride	EPA 300.0	1102168-012	<1.000		5.42	5.45	5.00	mg/L	103	104	1 %
QC1102340	MS 1	Nitrite Nitrogen	EPA 300.0	1102168-001	<0.025		0.528	0.531	0.500	mg/L	105	106	1 %
QC1102340	MS 2	Nitrite Nitrogen	EPA 300.0	1102168-012	<0.025		0.527	0.529	0.500	mg/L	105	106	<1%
QC1102342	MS 1	Nitrate Nitrogen	EPA 300.0	1102168-001	<1.000		1.97	1.99	2.00	mg/L	97	98	1 %
QC1102342	MS 2	Nitrate Nitrogen	EPA 300.0	1102168-012	<1.000		1.96	1.98	2.00	mg/L	97	98	1 %
QC1102344	MS 1	Sulfate	EPA 300.0	1102168-001	87.7	SC	94.8	94.8	10.0	mg/L	NC	NC	NC
QC1102344	MS 2	Sulfate	EPA 300.0	1102168-012	67.8	SC	75.3	75.4	10.0	mg/L	NC	NC	NC
QC1102387	MS 1	Fluoride	EPA 300.0	1102135-005	0.520		2.20	2.19	2.00	mg/L	84	83	<1%
QC1102387	MS 2	Fluoride	EPA 300.0	1102160-002	0.256		1.96	1.96	2.00	mg/L	85	85	<1%
QC1102391	MS 1	Sulfate	EPA 300.0	1102135-005	87.6		96.3	96.3	10.0	mg/L	87	87	<1%
QC1102391	MS 2	Sulfate	EPA 300.0	1102160-002	31.4		40.3	40.3	10.0	mg/L	89	89	<1%
QC1102396	MS 1	Sulfate	EPA 300.0	1102166-022	53.2		105	106	10.0	mg/L	104	105	1 %
QC1102482	MS 1	Aluminum, Dissolved	EPA 200.7	1102187-002	<0.045		0.995	0.952	1.00	mg/L	96	92	4 %
		Barium, Dissolved	EPA 200.7	1102187-002	0.194		1.16	1.09	1.00	mg/L	97	90	6 %
		Beryllium, Dissolved	EPA 200.7	1102187-002	<0.001		0.993	0.935	1.00	mg/L	99	94	6 %
		Bismuth, Dissolved	EPA 200.7	1102187-002	<0.100		0.937	0.884	1.00	mg/L	97	91	6 %
		Boron, Dissolved	EPA 200.7	1102187-002	0.115		1.15	1.07	1.00	mg/L	103	96	7 %
		Cadmium, Dissolved	EPA 200.7	1102187-002	<0.001		0.956	0.881	1.00	mg/L	96	88	8 %
		Calcium, Dissolved	EPA 200.7	1102187-002	238	SC	263	252	10.0	mg/L	NC	NC	NC
		Chromium, Dissolved	EPA 200.7	1102187-002	<0.005		0.967	0.908	1.00	mg/L	97	91	6 %
		Cobalt, Dissolved	EPA 200.7	1102187-002	<0.010		0.917	0.851	1.00	mg/L	91	85	7 %
		Copper, Dissolved	EPA 200.7	1102187-002	<0.050		4.81	4.59	5.00	mg/L	96	92	5 %
		Gallium, Dissolved	EPA 200.7	1102187-002	<0.100		0.977	0.923	1.00	mg/L	97	92	6 %
		Iron, Dissolved	EPA 200.7	1102187-002	<0.010		0.972	0.931	1.00	mg/L	97	93	4 %
		Lithium, Dissolved	EPA 200.7	1102187-002	0.547		1.48	1.48	1.00	mg/L	93	93	<1%
		Magnesium, Dissolved	EPA 200.7	1102187-002	75.1		87.7	83.2	10.0	mg/L	126	81	5 %
		Manganese, Dissolved	EPA 200.7	1102187-002	<0.005		0.891	0.839	1.00	mg/L	93	88	6 %
		Molybdenum, Dissolved	EPA 200.7	1102187-002	<0.010		1.00	0.940	1.00	mg/L	101	95	6 %
		Nickel, Dissolved	EPA 200.7	1102187-002	0.012		4.49	4.17	5.00	mg/L	90	83	7 %
		Phosphorus, Dissolved	EPA 200.7	1102187-002	<0.500		5.27	4.82	5.00	mg/L	105	96	9 %
		Potassium, Dissolved	EPA 200.7	1102187-002	9.22		21.4	21.1	10.0	mg/L	122	119	1 %
		Scandium, Dissolved	EPA 200.7	1102187-002	<0.100		0.991	0.945	1.00	mg/L	99	95	5 %
		Silver, Dissolved	EPA 200.7	1102187-002	<0.005		0.089	0.085	0.090	mg/L	100	96	5 %
		Sodium, Dissolved	EPA 200.7	1102187-002	87.3	SC	104	105	10.0	mg/L	NC	NC	NC
		Strontium, Dissolved	EPA 200.7	1102187-002	1.55		2.60	2.61	1.00	mg/L	105	106	<1%
		Tin, Dissolved	EPA 200.7	1102187-002	<0.100		0.945	0.866	1.00	mg/L	101	93	9 %
		Titanium, Dissolved	EPA 200.7	1102187-002	<0.100		1.01	0.980	1.00	mg/L	101	98	3 %
		Vanadium, Dissolved	EPA 200.7	1102187-002	0.028		1.03	0.969	1.00	mg/L	100	94	6 %
		Zinc, Dissolved	EPA 200.7	1102187-002	0.035		0.987	0.898	1.00	mg/L	95	86	9 %
QC1102483	MS 1	Aluminum, Dissolved	EPA 200.7	1102187-003	<0.045		0.952	0.925	1.00	mg/L	93	91	3 %
		Barium, Dissolved	EPA 200.7	1102187-003	0.141		1.07	1.02	1.00	mg/L	93	88	5 %
		Beryllium, Dissolved	EPA 200.7	1102187-003	<0.001		0.971	0.931	1.00	mg/L	97	93	4 %
		Bismuth, Dissolved	EPA 200.7	1102187-003	<0.100		0.934	0.905	1.00	mg/L	97	94	3 %
		Boron, Dissolved	EPA 200.7	1102187-003	<0.100		0.976	0.935	1.00	mg/L	96	92	4 %
		Cadmium, Dissolved	EPA 200.7	1102187-003	<0.001		0.913	0.867	1.00	mg/L	91	87	5 %
		Calcium, Dissolved	EPA 200.7	1102187-003	118		126	122	10.0	mg/L	80	40	3 %
		Chromium, Dissolved	EPA 200.7	1102187-003	<0.005		0.935	0.897	1.00	mg/L	93	90	4 %
		Cobalt, Dissolved	EPA 200.7	1102187-003	<0.010		0.880	0.842	1.00	mg/L	88	84	4 %
		Copper, Dissolved	EPA 200.7	1102187-003	<0.050		4.65	4.50	5.00	mg/L	93	90	3 %
		Gallium, Dissolved	EPA 200.7	1102187-003	<0.100		0.960	0.922	1.00	mg/L	95	92	4 %
		Iron, Dissolved	EPA 200.7	1102187-003	<0.010		0.948	1.01	1.00	mg/L	95	101	6 %
		Lithium, Dissolved	EPA 200.7	1102187-003	<0.100		0.897	0.884	1.00	mg/L	88	87	1 %

QCBatchID	QCType	Parameter	Method	Spike Sample	Sample Result		MS Result	MSD Result	Spike Value	Units	MS % Rec.	MSD % Rec.	RPD
		Magnesium, Dissolved	EPA 200.7	1102187-003	43.1	SC	49.6	47.6	10.0	mg/L	NC	NC	NC
		Manganese, Dissolved	EPA 200.7	1102187-003	<0.005		0.895	0.861	1.00	mg/L	92	88	4 %
		Molybdenum, Dissolved	EPA 200.7	1102187-003	<0.010		0.973	0.929	1.00	mg/L	98	93	5 %
		Nickel, Dissolved	EPA 200.7	1102187-003	<0.010		4.33	4.13	5.00	mg/L	87	83	5 %
		Phosphorus, Dissolved	EPA 200.7	1102187-003	<0.500		4.92	4.68	5.00	mg/L	97	92	5 %
		Potassium, Dissolved	EPA 200.7	1102187-003	7.29		17.9	17.8	10.0	mg/L	106	105	1 %
		Scandium, Dissolved	EPA 200.7	1102187-003	<0.100		0.973	0.941	1.00	mg/L	97	94	3 %
		Silver, Dissolved	EPA 200.7	1102187-003	<0.005		0.086	0.084	0.090	mg/L	97	94	2 %
		Sodium, Dissolved	EPA 200.7	1102187-003	42.2		51.9	52.5	10.0	mg/L	97	103	1 %
		Strontium, Dissolved	EPA 200.7	1102187-003	0.670		1.60	1.60	1.00	mg/L	93	93	<1%
		Tin, Dissolved	EPA 200.7	1102187-003	<0.100		0.897	0.842	1.00	mg/L	98	92	6 %
		Titanium, Dissolved	EPA 200.7	1102187-003	<0.100		0.989	0.961	1.00	mg/L	99	96	3 %
		Vanadium, Dissolved	EPA 200.7	1102187-003	0.035		0.996	0.956	1.00	mg/L	96	92	4 %
		Zinc, Dissolved	EPA 200.7	1102187-003	<0.010		0.903	0.853	1.00	mg/L	90	85	6 %
QC1102556	MS 1	Uranium, Dissolved	EPA 200.8	1102187-001	<0.0100		0.0122	0.0122	0.010	mg/L	105	105	<1%
		Mercury, Dissolved	EPA 200.8	1102187-001	<0.000100	M	0.001363	0.001400	0.001	mg/L	NC	NC	NC
		Antimony, Dissolved	EPA 200.8	1102187-001	<0.0025		0.0113	0.0113	0.010	mg/L	112	112	<1%
		Arsenic, Dissolved	EPA 200.8	1102187-001	0.0114		0.0733	0.0731	0.050	mg/L	124	123	<1%
		Lead, Dissolved	EPA 200.8	1102187-001	<0.0025		0.0111	0.0112	0.010	mg/L	111	112	1 %
		Selenium, Dissolved	EPA 200.8	1102187-001	<0.0050		0.0585	0.0582	0.050	mg/L	112	112	1 %
		Thallium, Dissolved	EPA 200.8	1102187-001	<0.0010		0.0110	0.0112	0.010	mg/L	110	112	2 %
QC1102557	MS 1	Uranium, Dissolved	EPA 200.8	1102187-002	<0.0100		0.0123	0.0124	0.010	mg/L	116	117	1 %
		Mercury, Dissolved	EPA 200.8	1102187-002	0.000302	M	0.001692	0.001727	0.001	mg/L	NC	NC	NC
		Antimony, Dissolved	EPA 200.8	1102187-002	<0.0025		0.0115	0.0117	0.010	mg/L	115	117	2 %
		Arsenic, Dissolved	EPA 200.8	1102187-002	0.0052		0.0673	0.0681	0.050	mg/L	124	126	1 %
		Lead, Dissolved	EPA 200.8	1102187-002	<0.0025		0.0114	0.0117	0.010	mg/L	114	117	3 %
		Selenium, Dissolved	EPA 200.8	1102187-002	0.0163		0.0712	0.0719	0.050	mg/L	110	111	1 %
		Thallium, Dissolved	EPA 200.8	1102187-002	<0.0010		0.0108	0.0114	0.010	mg/L	108	114	5 %
QC1102558	MS 1	Uranium, Dissolved	EPA 200.8	1102187-003	0.0104		0.0220	0.0222	0.010	mg/L	115	117	1 %
		Mercury, Dissolved	EPA 200.8	1102187-003	0.005191	SC	0.006942	0.006970	0.001	mg/L	NC	NC	NC
		Antimony, Dissolved	EPA 200.8	1102187-003	<0.0025		0.0120	0.0119	0.010	mg/L	118	117	1 %
		Arsenic, Dissolved	EPA 200.8	1102187-003	0.0781	M	0.1441	0.1437	0.050	mg/L	NC	NC	NC
		Lead, Dissolved	EPA 200.8	1102187-003	<0.0025		0.0119	0.0118	0.010	mg/L	119	118	1 %
		Selenium, Dissolved	EPA 200.8	1102187-003	0.0095		0.0668	0.0669	0.050	mg/L	114	115	<1%
		Thallium, Dissolved	EPA 200.8	1102187-003	<0.0010		0.0115	0.0114	0.010	mg/L	115	114	1 %

WETLAB
WESTERN ENVIRONMENTAL
TESTING LABORATORY

475 E. Greg Street #119 | Sparks, Nevada 89431 | tel (775) 355-0202 | fax (775) 355-0817 | www.WETLaboratory.com

2/18/2011

McClelland Laboratory
1016 Greg Street
Sparks, NV 89431
Attn: Gene McClelland

OrderID: *1102063*

Dear: Gene McClelland

This is to transmit the attached analytical report. The analytical data and information contained therein was generated using specified or selected methods contained in references, such as Standard Methods for the Examination of Water and Wastewater, 18th & 19th editions, Methods for Determination of Organic Compounds in Drinking Water, EPA-600/4-79-020, and Test Methods for Evaluation of Solid Waste, Physical/Chemical Methods (SW846) Third Edition.

The samples were received by WETLAB-Western Environmental Testing Laboratory in good condition on 2/4/2011. Additional comments are located on page 2 of this report.

If you should have any questions or comments regarding this report, please do not hesitate to call.

Sincerely,

Andy Smith
Laboratory Manager

Western Environmental Testing Laboratory
Report Comments

McClelland Laboratory - 1102063

General Comments

None

Specific Comments

The matrix spike/matrix spike duplicate (MS/MSD) values for the analysis of Fluoride on samples 1102063-002 and 013 were outside laboratory acceptance criteria; however, the relative percent difference (RPD) value was acceptable, indicating probable matrix interference. The reported result should be considered an estimate.

Due to the sample matrix it was necessary to analyze the following at a dilution:
1102063-001,014,015,019 Nitrite Nitrogen, Chloride
1102063-010 Manganese
1102063-018 Nitrite Nitrogen
The reporting limits have been adjusted accordingly.

Data Qualifier Legend

B -- Blank contamination; Analyte detected above the method reporting limit in an associated blank

HT -- Sample held beyond the accepted holding time

J -- The reported value is between the laboratory method detection limit and the laboratory practical quantitation limit

M -- Reported value is estimated; The sample matrix interfered with the analysis

N -- There was insufficient sample available to perform a spike and/or duplicate on this analytical batch.

NC -- Not calculated due to matrix interference

Q -- Reported value is estimated; The value failed to meet QC criteria for either precision or accuracy

SA -- Reported value was calculated using the method of Standard Additions.

SC -- Spike recovery not calculated. Sample concentration >4X the spike amount; therefore, the spike could not be adequately recovered.

Western Environmental Testing Laboratory
Analytical Report

McClelland Laboratory
1016 Greg Street
Sparks, NV 89431
Attn: Gene McClelland
Phone: (775) 356-1300 **Fax:** (775) 356-8917
PO\Project: *3438*

Date Printed: 2/18/2011
OrderID: *1102063*

Customer Sample ID: 604 562 WK:1
WETLAB Sample ID: 1102063-001

Collect Date/Time: 2/4/2011 09:00
Receive Date: 2/4/2011 16:20

PROFILE II

Parameter	Method	Results	Units	Reporting Limit	Date Analyzed
pH	SM 4500-H+ B	8.01	pH Units		2/4/2011
Bicarbonate (HCO3)	SM 2320B	100	mg/L	1.0	2/4/2011
Carbonate (CO3)	SM 2320B	<1.0	mg/L	1.0	2/4/2011
Hydroxide (OH)	SM 2320B	<1.0	mg/L	1.0	2/4/2011
Total Alkalinity	SM 2320B	84	mg/L as CaCO3	1.0	2/4/2011
Chloride	EPA 300.0	<2.0	mg/L	2.0	2/5/2011
Fluoride	EPA 300.0	1.8	mg/L	0.20	2/5/2011
Sulfate	EPA 300.0	400	mg/L	2.0	2/5/2011
Nitrate Nitrogen	EPA 300.0	<1.0	mg/L	1.0	2/5/2011
Nitrite Nitrogen	EPA 300.0	<0.050	mg/L	0.050	2/5/2011
Total Dissolved Solids (TDS)	SM 2540C	720	mg/L	10	2/7/2011
Aluminum	EPA 200.7	<0.045	mg/L	0.045	2/10/2011
Barium	EPA 200.7	0.022	mg/L	0.010	2/10/2011
Beryllium	EPA 200.7	<0.0010	mg/L	0.0010	2/10/2011
Bismuth	EPA 200.7	<0.10	mg/L	0.10	2/10/2011
Boron	EPA 200.7	<0.10	mg/L	0.10	2/10/2011
Cadmium	EPA 200.7	<0.0010	mg/L	0.0010	2/10/2011
Calcium	EPA 200.7	150	mg/L	0.50	2/10/2011
Chromium	EPA 200.7	<0.0050	mg/L	0.0050	2/10/2011
Cobalt	EPA 200.7	<0.010	mg/L	0.010	2/10/2011
Copper	EPA 200.7	<0.050	mg/L	0.050	2/10/2011
Gallium	EPA 200.7	<0.10	mg/L	0.10	2/10/2011
Iron	EPA 200.7	<0.010	mg/L	0.010	2/10/2011
Lithium	EPA 200.7	<0.10	mg/L	0.10	2/10/2011
Magnesium	EPA 200.7	31	mg/L	0.50	2/10/2011
Manganese	EPA 200.7	0.91	mg/L	0.0050	2/10/2011
Molybdenum	EPA 200.7	<0.010	mg/L	0.010	2/10/2011
Nickel	EPA 200.7	<0.010	mg/L	0.010	2/10/2011
Phosphorus	EPA 200.7	<0.50	mg/L	0.50	2/10/2011
Potassium	EPA 200.7	22	mg/L	0.50	2/10/2011

Customer Sample ID: 604 562 WK:1 **Collect Date/Time:** 2/4/2011 09:00
WETLAB Sample ID: 1102063-001 **Receive Date:** 2/4/2011 16:20

PROFILE II

Parameter	Method	Results	Units	Reporting Limit	Date Analyzed
Scandium	EPA 200.7	<0.10	mg/L	0.10	2/10/2011
Silver	EPA 200.7	<0.0050	mg/L	0.0050	2/10/2011
Sodium	EPA 200.7	9.6	mg/L	0.50	2/10/2011
Strontium	EPA 200.7	1.5	mg/L	0.10	2/10/2011
Tin	EPA 200.7	<0.10	mg/L	0.10	2/10/2011
Titanium	EPA 200.7	<0.10	mg/L	0.10	2/10/2011
Vanadium	EPA 200.7	0.031	mg/L	0.010	2/10/2011
Zinc	EPA 200.7	0.033	mg/L	0.010	2/10/2011
Mercury	EPA 200.8	<0.00010	mg/L	0.00010	2/14/2011
Antimony	EPA 200.8	<0.0025	mg/L	0.0025	2/14/2011
Arsenic	EPA 200.8	<0.0050	mg/L	0.0050	2/14/2011
Lead	EPA 200.8	0.0071	mg/L	0.0025	2/14/2011
Selenium	EPA 200.8	0.0082	mg/L	0.0050	2/14/2011
Thallium	EPA 200.8	<0.0010	mg/L	0.0010	2/14/2011
Anions	Calculation	10.1	meq/L	0.10	
Cations	Calculation	11.0	meq/L	0.10	
Error	Calculation	4.7	%	1.0	

Customer Sample ID: 604 569 WK:1 **Collect Date/Time:** 2/4/2011 09:00
WETLAB Sample ID: 1102063-002 **Receive Date:** 2/4/2011 16:20

PROFILE II

Parameter	Method	Results	Units	Reporting Limit	Date Analyzed
pH	SM 4500-H+ B	8.16	pH Units		2/4/2011
Bicarbonate (HCO3)	SM 2320B	88	mg/L	1.0	2/4/2011
Carbonate (CO3)	SM 2320B	<1.0	mg/L	1.0	2/4/2011
Hydroxide (OH)	SM 2320B	<1.0	mg/L	1.0	2/4/2011
Total Alkalinity	SM 2320B	72	mg/L as CaCO3	1.0	2/4/2011
Chloride	EPA 300.0	2.7	mg/L	1.0	2/5/2011
Fluoride	EPA 300.0	2.7 M	mg/L	0.10	2/5/2011
Sulfate	EPA 300.0	72	mg/L	1.0	2/5/2011
Nitrate Nitrogen	EPA 300.0	<1.0	mg/L	1.0	2/5/2011
Nitrite Nitrogen	EPA 300.0	<0.025	mg/L	0.025	2/5/2011
Total Dissolved Solids (TDS)	SM 2540C	200	mg/L	10	2/7/2011
Aluminum	EPA 200.7	<0.045	mg/L	0.045	2/10/2011
Barium	EPA 200.7	0.013	mg/L	0.010	2/10/2011
Beryllium	EPA 200.7	<0.0010	mg/L	0.0010	2/10/2011
Bismuth	EPA 200.7	<0.10	mg/L	0.10	2/10/2011
Boron	EPA 200.7	0.11	mg/L	0.10	2/10/2011
Cadmium	EPA 200.7	<0.0010	mg/L	0.0010	2/10/2011
Calcium	EPA 200.7	28	mg/L	0.50	2/10/2011

Customer Sample ID: 604 569 WK:1 **Collect Date/Time:** 2/4/2011 09:00
WETLAB Sample ID: 1102063-002 **Receive Date:** 2/4/2011 16:20

PROFILE II

Parameter	Method	Results	Units	Reporting Limit	Date Analyzed
Chromium	EPA 200.7	<0.0050	mg/L	0.0050	2/10/2011
Cobalt	EPA 200.7	<0.010	mg/L	0.010	2/10/2011
Copper	EPA 200.7	<0.050	mg/L	0.050	2/10/2011
Gallium	EPA 200.7	<0.10	mg/L	0.10	2/10/2011
Iron	EPA 200.7	<0.010	mg/L	0.010	2/10/2011
Lithium	EPA 200.7	<0.10	mg/L	0.10	2/10/2011
Magnesium	EPA 200.7	9.0	mg/L	0.50	2/10/2011
Manganese	EPA 200.7	0.15	mg/L	0.0050	2/10/2011
Molybdenum	EPA 200.7	0.060	mg/L	0.010	2/10/2011
Nickel	EPA 200.7	<0.010	mg/L	0.010	2/10/2011
Phosphorus	EPA 200.7	<0.50	mg/L	0.50	2/10/2011
Potassium	EPA 200.7	14	mg/L	0.50	2/10/2011
Scandium	EPA 200.7	<0.10	mg/L	0.10	2/10/2011
Silver	EPA 200.7	<0.0050	mg/L	0.0050	2/10/2011
Sodium	EPA 200.7	20	mg/L	0.50	2/10/2011
Strontium	EPA 200.7	0.27	mg/L	0.10	2/10/2011
Tin	EPA 200.7	<0.10	mg/L	0.10	2/10/2011
Titanium	EPA 200.7	<0.10	mg/L	0.10	2/10/2011
Vanadium	EPA 200.7	0.012	mg/L	0.010	2/10/2011
Zinc	EPA 200.7	<0.010	mg/L	0.010	2/10/2011
Mercury	EPA 200.8	<0.00010	mg/L	0.00010	2/14/2011
Antimony	EPA 200.8	<0.0025	mg/L	0.0025	2/14/2011
Arsenic	EPA 200.8	<0.0050	mg/L	0.0050	2/14/2011
Lead	EPA 200.8	<0.0025	mg/L	0.0025	2/14/2011
Selenium	EPA 200.8	<0.0050	mg/L	0.0050	2/14/2011
Thallium	EPA 200.8	<0.0010	mg/L	0.0010	2/14/2011
Anions	Calculation	3.16	meq/L	0.10	
Cations	Calculation	3.37	meq/L	0.10	
Error	Calculation	3.2	%	1.0	

Customer Sample ID: 604 606 WK:1 **Collect Date/Time:** 2/4/2011 09:00
WETLAB Sample ID: 1102063-003 **Receive Date:** 2/4/2011 16:20

PROFILE II

Parameter	Method	Results	Units	Reporting Limit	Date Analyzed
pH	SM 4500-H+ B	8.43	pH Units		2/4/2011
Bicarbonate (HCO3)	SM 2320B	110	mg/L	1.0	2/4/2011
Carbonate (CO3)	SM 2320B	4.8	mg/L	1.0	2/4/2011
Hydroxide (OH)	SM 2320B	<1.0	mg/L	1.0	2/4/2011
Total Alkalinity	SM 2320B	95	mg/L as CaCO3	1.0	2/4/2011
Chloride	EPA 300.0	2.3	mg/L	1.0	2/5/2011

Customer Sample ID: 604 606 WK:1 **Collect Date/Time:** 2/4/2011 09:00

WETLAB Sample ID: 1102063-003 **Receive Date:** 2/4/2011 16:20

PROFILE II

Parameter	Method	Results	Units	Reporting Limit	Date Analyzed
Fluoride	EPA 300.0	2.0	mg/L	0.10	2/5/2011
Sulfate	EPA 300.0	35	mg/L	1.0	2/5/2011
Nitrate Nitrogen	EPA 300.0	<1.0	mg/L	1.0	2/5/2011
Nitrite Nitrogen	EPA 300.0	<0.025	mg/L	0.025	2/5/2011
Total Dissolved Solids (TDS)	SM 2540C	180	mg/L	10	2/7/2011
Aluminum	EPA 200.7	<0.045	mg/L	0.045	2/10/2011
Barium	EPA 200.7	0.026	mg/L	0.010	2/10/2011
Beryllium	EPA 200.7	<0.0010	mg/L	0.0010	2/10/2011
Bismuth	EPA 200.7	<0.10	mg/L	0.10	2/10/2011
Boron	EPA 200.7	0.20	mg/L	0.10	2/10/2011
Cadmium	EPA 200.7	<0.0010	mg/L	0.0010	2/10/2011
Calcium	EPA 200.7	24	mg/L	0.50	2/10/2011
Chromium	EPA 200.7	<0.0050	mg/L	0.0050	2/10/2011
Cobalt	EPA 200.7	<0.010	mg/L	0.010	2/10/2011
Copper	EPA 200.7	<0.050	mg/L	0.050	2/10/2011
Gallium	EPA 200.7	<0.10	mg/L	0.10	2/10/2011
Iron	EPA 200.7	<0.010	mg/L	0.010	2/10/2011
Lithium	EPA 200.7	<0.10	mg/L	0.10	2/10/2011
Magnesium	EPA 200.7	4.2	mg/L	0.50	2/10/2011
Manganese	EPA 200.7	0.020	mg/L	0.0050	2/10/2011
Molybdenum	EPA 200.7	0.083	mg/L	0.010	2/10/2011
Nickel	EPA 200.7	<0.010	mg/L	0.010	2/10/2011
Phosphorus	EPA 200.7	<0.50	mg/L	0.50	2/10/2011
Potassium	EPA 200.7	22	mg/L	0.50	2/10/2011
Scandium	EPA 200.7	<0.10	mg/L	0.10	2/10/2011
Silver	EPA 200.7	<0.0050	mg/L	0.0050	2/10/2011
Sodium	EPA 200.7	23	mg/L	0.50	2/10/2011
Strontium	EPA 200.7	0.30	mg/L	0.10	2/10/2011
Tin	EPA 200.7	<0.10	mg/L	0.10	2/10/2011
Titanium	EPA 200.7	<0.10	mg/L	0.10	2/10/2011
Vanadium	EPA 200.7	<0.010	mg/L	0.010	2/10/2011
Zinc	EPA 200.7	<0.010	mg/L	0.010	2/10/2011
Mercury	EPA 200.8	<0.00010	mg/L	0.00010	2/14/2011
Antimony	EPA 200.8	<0.0025	mg/L	0.0025	2/14/2011
Arsenic	EPA 200.8	<0.0050	mg/L	0.0050	2/14/2011
Lead	EPA 200.8	<0.0025	mg/L	0.0025	2/14/2011
Selenium	EPA 200.8	<0.0050	mg/L	0.0050	2/14/2011
Thallium	EPA 200.8	<0.0010	mg/L	0.0010	2/14/2011
Anions	Calculation	2.86	meq/L	0.10	
Cations	Calculation	3.11	meq/L	0.10	
Error	Calculation	4.1	%	1.0	

Customer Sample ID: 604 606 WK:1 **Collect Date/Time:** 2/4/2011 09:00
WETLAB Sample ID: 1102063-003 **Receive Date:** 2/4/2011 16:20

PROFILE II

Parameter	Method	Results	Units	Reporting Limit	Date Analyzed

Customer Sample ID: 604 653 WK:1 **Collect Date/Time:** 2/4/2011 09:00
WETLAB Sample ID: 1102063-004 **Receive Date:** 2/4/2011 16:20

PROFILE II

Parameter	Method	Results	Units	Reporting Limit	Date Analyzed
pH	SM 4500-H+ B	8.13	pH Units		2/4/2011
Bicarbonate (HCO3)	SM 2320B	71	mg/L	1.0	2/4/2011
Carbonate (CO3)	SM 2320B	<1.0	mg/L	1.0	2/4/2011
Hydroxide (OH)	SM 2320B	<1.0	mg/L	1.0	2/4/2011
Total Alkalinity	SM 2320B	58	mg/L as CaCO3	1.0	2/4/2011
Chloride	EPA 300.0	3.0	mg/L	1.0	2/5/2011
Fluoride	EPA 300.0	1.3	mg/L	0.10	2/5/2011
Sulfate	EPA 300.0	59	mg/L	1.0	2/5/2011
Nitrate Nitrogen	EPA 300.0	<1.0	mg/L	1.0	2/5/2011
Nitrite Nitrogen	EPA 300.0	<0.025	mg/L	0.025	2/5/2011
Total Dissolved Solids (TDS)	SM 2540C	170	mg/L	10	2/7/2011
Aluminum	EPA 200.7	<0.045	mg/L	0.045	2/10/2011
Barium	EPA 200.7	0.030	mg/L	0.010	2/10/2011
Beryllium	EPA 200.7	<0.0010	mg/L	0.0010	2/10/2011
Bismuth	EPA 200.7	<0.10	mg/L	0.10	2/10/2011
Boron	EPA 200.7	<0.10	mg/L	0.10	2/10/2011
Cadmium	EPA 200.7	<0.0010	mg/L	0.0010	2/10/2011
Calcium	EPA 200.7	24	mg/L	0.50	2/10/2011
Chromium	EPA 200.7	<0.0050	mg/L	0.0050	2/10/2011
Cobalt	EPA 200.7	<0.010	mg/L	0.010	2/10/2011
Copper	EPA 200.7	<0.050	mg/L	0.050	2/10/2011
Gallium	EPA 200.7	<0.10	mg/L	0.10	2/10/2011
Iron	EPA 200.7	<0.010	mg/L	0.010	2/10/2011
Lithium	EPA 200.7	<0.10	mg/L	0.10	2/10/2011
Magnesium	EPA 200.7	4.3	mg/L	0.50	2/10/2011
Manganese	EPA 200.7	0.055	mg/L	0.0050	2/10/2011
Molybdenum	EPA 200.7	0.052	mg/L	0.010	2/10/2011
Nickel	EPA 200.7	<0.010	mg/L	0.010	2/10/2011
Phosphorus	EPA 200.7	<0.50	mg/L	0.50	2/10/2011
Potassium	EPA 200.7	16	mg/L	0.50	2/10/2011
Scandium	EPA 200.7	<0.10	mg/L	0.10	2/10/2011
Silver	EPA 200.7	<0.0050	mg/L	0.0050	2/10/2011
Sodium	EPA 200.7	17	mg/L	0.50	2/10/2011
Strontium	EPA 200.7	0.24	mg/L	0.10	2/10/2011
Tin	EPA 200.7	<0.10	mg/L	0.10	2/10/2011

Customer Sample ID: 604 653 WK:1 **Collect Date/Time:** 2/4/2011 09:00
WETLAB Sample ID: 1102063-004 **Receive Date:** 2/4/2011 16:20

PROFILE II

Parameter	Method	Results	Units	Reporting Limit	Date Analyzed
Titanium	EPA 200.7	<0.10	mg/L	0.10	2/10/2011
Vanadium	EPA 200.7	<0.010	mg/L	0.010	2/10/2011
Zinc	EPA 200.7	<0.010	mg/L	0.010	2/10/2011
Mercury	EPA 200.8	<0.00010	mg/L	0.00010	2/14/2011
Antimony	EPA 200.8	<0.0025	mg/L	0.0025	2/14/2011
Arsenic	EPA 200.8	<0.0050	mg/L	0.0050	2/16/2011
Lead	EPA 200.8	<0.0025	mg/L	0.0025	2/14/2011
Selenium	EPA 200.8	<0.0050	mg/L	0.0050	2/16/2011
Thallium	EPA 200.8	<0.0010	mg/L	0.0010	2/14/2011
Anions	Calculation	2.55	meq/L	0.10	
Cations	Calculation	2.70	meq/L	0.10	
Error	Calculation	3.0	%	1.0	

Customer Sample ID: 604 673 WK:1 **Collect Date/Time:** 2/4/2011 09:00
WETLAB Sample ID: 1102063-005 **Receive Date:** 2/4/2011 16:20

PROFILE II

Parameter	Method	Results	Units	Reporting Limit	Date Analyzed
pH	SM 4500-H+ B	8.33	pH Units		2/4/2011
Bicarbonate (HCO3)	SM 2320B	82	mg/L	1.0	2/4/2011
Carbonate (CO3)	SM 2320B	2.0	mg/L	1.0	2/4/2011
Hydroxide (OH)	SM 2320B	<1.0	mg/L	1.0	2/4/2011
Total Alkalinity	SM 2320B	70	mg/L as CaCO3	1.0	2/4/2011
Chloride	EPA 300.0	1.5	mg/L	1.0	2/5/2011
Fluoride	EPA 300.0	2.0	mg/L	0.10	2/5/2011
Sulfate	EPA 300.0	60	mg/L	1.0	2/5/2011
Nitrate Nitrogen	EPA 300.0	<1.0	mg/L	1.0	2/5/2011
Nitrite Nitrogen	EPA 300.0	<0.025	mg/L	0.025	2/5/2011
Total Dissolved Solids (TDS)	SM 2540C	190	mg/L	10	2/7/2011
Aluminum	EPA 200.7	<0.045	mg/L	0.045	2/10/2011
Barium	EPA 200.7	0.019	mg/L	0.010	2/10/2011
Beryllium	EPA 200.7	<0.0010	mg/L	0.0010	2/10/2011
Bismuth	EPA 200.7	<0.10	mg/L	0.10	2/10/2011
Boron	EPA 200.7	0.13	mg/L	0.10	2/10/2011
Cadmium	EPA 200.7	<0.0010	mg/L	0.0010	2/10/2011
Calcium	EPA 200.7	25	mg/L	0.50	2/10/2011
Chromium	EPA 200.7	<0.0050	mg/L	0.0050	2/10/2011
Cobalt	EPA 200.7	<0.010	mg/L	0.010	2/10/2011
Copper	EPA 200.7	<0.050	mg/L	0.050	2/10/2011
Gallium	EPA 200.7	<0.10	mg/L	0.10	2/10/2011
Iron	EPA 200.7	<0.010	mg/L	0.010	2/10/2011

Customer Sample ID: 604 673 WK:1 **Collect Date/Time:** 2/4/2011 09:00
WETLAB Sample ID: 1102063-005 **Receive Date:** 2/4/2011 16:20

PROFILE II

Parameter	Method	Results	Units	Reporting Limit	Date Analyzed
Lithium	EPA 200.7	<0.10	mg/L	0.10	2/10/2011
Magnesium	EPA 200.7	4.0	mg/L	0.50	2/10/2011
Manganese	EPA 200.7	0.010	mg/L	0.0050	2/10/2011
Molybdenum	EPA 200.7	0.094	mg/L	0.010	2/10/2011
Nickel	EPA 200.7	<0.010	mg/L	0.010	2/10/2011
Phosphorus	EPA 200.7	<0.50	mg/L	0.50	2/10/2011
Potassium	EPA 200.7	16	mg/L	0.50	2/10/2011
Scandium	EPA 200.7	<0.10	mg/L	0.10	2/10/2011
Silver	EPA 200.7	<0.0050	mg/L	0.0050	2/10/2011
Sodium	EPA 200.7	21	mg/L	0.50	2/10/2011
Strontium	EPA 200.7	0.23	mg/L	0.10	2/10/2011
Tin	EPA 200.7	<0.10	mg/L	0.10	2/10/2011
Titanium	EPA 200.7	<0.10	mg/L	0.10	2/10/2011
Vanadium	EPA 200.7	<0.010	mg/L	0.010	2/10/2011
Zinc	EPA 200.7	<0.010	mg/L	0.010	2/10/2011
Mercury	EPA 200.8	<0.00010	mg/L	0.00010	2/14/2011
Antimony	EPA 200.8	<0.0025	mg/L	0.0025	2/14/2011
Arsenic	EPA 200.8	<0.0050	mg/L	0.0050	2/16/2011
Lead	EPA 200.8	<0.0025	mg/L	0.0025	2/14/2011
Selenium	EPA 200.8	0.0062	mg/L	0.0050	2/16/2011
Thallium	EPA 200.8	<0.0010	mg/L	0.0010	2/14/2011
Anions	Calculation	2.81	meq/L	0.10	
Cations	Calculation	2.90	meq/L	0.10	
Error	Calculation	1.6	%	1.0	

Customer Sample ID: 604 767 WK:1 **Collect Date/Time:** 2/4/2011 09:00
WETLAB Sample ID: 1102063-006 **Receive Date:** 2/4/2011 16:20

PROFILE II

Parameter	Method	Results	Units	Reporting Limit	Date Analyzed
pH	SM 4500-H+ B	8.06	pH Units		2/4/2011
Bicarbonate (HCO3)	SM 2320B	83	mg/L	1.0	2/4/2011
Carbonate (CO3)	SM 2320B	<1.0	mg/L	1.0	2/4/2011
Hydroxide (OH)	SM 2320B	<1.0	mg/L	1.0	2/4/2011
Total Alkalinity	SM 2320B	68	mg/L as CaCO3	1.0	2/4/2011
Chloride	EPA 300.0	2.9	mg/L	1.0	2/5/2011
Fluoride	EPA 300.0	3.6	mg/L	0.10	2/5/2011
Sulfate	EPA 300.0	170	mg/L	1.0	2/5/2011
Nitrate Nitrogen	EPA 300.0	<1.0	mg/L	1.0	2/5/2011
Nitrite Nitrogen	EPA 300.0	<0.025	mg/L	0.025	2/5/2011
Total Dissolved Solids (TDS)	SM 2540C	370	mg/L	10	2/7/2011

Customer Sample ID: 604 767 WK:1 **Collect Date/Time:** 2/4/2011 09:00

WETLAB Sample ID: 1102063-006 **Receive Date:** 2/4/2011 16:20

PROFILE II

Parameter	Method	Results	Units	Reporting Limit	Date Analyzed
Aluminum	EPA 200.7	<0.045	mg/L	0.045	2/10/2011
Barium	EPA 200.7	0.024	mg/L	0.010	2/10/2011
Beryllium	EPA 200.7	<0.0010	mg/L	0.0010	2/10/2011
Bismuth	EPA 200.7	<0.10	mg/L	0.10	2/10/2011
Boron	EPA 200.7	0.16	mg/L	0.10	2/10/2011
Cadmium	EPA 200.7	<0.0010	mg/L	0.0010	2/10/2011
Calcium	EPA 200.7	69	mg/L	0.50	2/10/2011
Chromium	EPA 200.7	<0.0050	mg/L	0.0050	2/10/2011
Cobalt	EPA 200.7	<0.010	mg/L	0.010	2/10/2011
Copper	EPA 200.7	<0.050	mg/L	0.050	2/10/2011
Gallium	EPA 200.7	<0.10	mg/L	0.10	2/10/2011
Iron	EPA 200.7	<0.010	mg/L	0.010	2/10/2011
Lithium	EPA 200.7	<0.10	mg/L	0.10	2/10/2011
Magnesium	EPA 200.7	11	mg/L	0.50	2/10/2011
Manganese	EPA 200.7	0.46	mg/L	0.0050	2/10/2011
Molybdenum	EPA 200.7	0.024	mg/L	0.010	2/10/2011
Nickel	EPA 200.7	<0.010	mg/L	0.010	2/10/2011
Phosphorus	EPA 200.7	<0.50	mg/L	0.50	2/10/2011
Potassium	EPA 200.7	24	mg/L	0.50	2/10/2011
Scandium	EPA 200.7	<0.10	mg/L	0.10	2/10/2011
Silver	EPA 200.7	<0.0050	mg/L	0.0050	2/10/2011
Sodium	EPA 200.7	16	mg/L	0.50	2/10/2011
Strontium	EPA 200.7	0.53	mg/L	0.10	2/10/2011
Tin	EPA 200.7	<0.10	mg/L	0.10	2/10/2011
Titanium	EPA 200.7	<0.10	mg/L	0.10	2/10/2011
Vanadium	EPA 200.7	0.013	mg/L	0.010	2/10/2011
Zinc	EPA 200.7	0.012	mg/L	0.010	2/10/2011
Mercury	EPA 200.8	<0.00010	mg/L	0.00010	2/14/2011
Antimony	EPA 200.8	<0.0025	mg/L	0.0025	2/16/2011
Arsenic	EPA 200.8	<0.0050	mg/L	0.0050	2/16/2011
Lead	EPA 200.8	<0.0025	mg/L	0.0025	2/14/2011
Selenium	EPA 200.8	0.019	mg/L	0.0050	2/16/2011
Thallium	EPA 200.8	<0.0010	mg/L	0.0010	2/14/2011
Anions	Calculation	5.17	meq/L	0.10	
Cations	Calculation	5.68	meq/L	0.10	
Error	Calculation	4.6	%	1.0	

Customer Sample ID: 604 787 WK:1 **Collect Date/Time:** 2/4/2011 09:00

WETLAB Sample ID: 1102063-007 **Receive Date:** 2/4/2011 16:20

PROFILE II

Parameter	Method	Results	Units	Reporting Limit	Date Analyzed
pH	SM 4500-H+ B	8.01	pH Units		2/4/2011
Bicarbonate (HCO3)	SM 2320B	110	mg/L	1.0	2/4/2011
Carbonate (CO3)	SM 2320B	<1.0	mg/L	1.0	2/4/2011
Hydroxide (OH)	SM 2320B	<1.0	mg/L	1.0	2/4/2011
Total Alkalinity	SM 2320B	91	mg/L as CaCO3	1.0	2/4/2011
Chloride	EPA 300.0	2.2	mg/L	1.0	2/5/2011
Fluoride	EPA 300.0	1.7	mg/L	0.10	2/5/2011
Sulfate	EPA 300.0	130	mg/L	1.0	2/5/2011
Nitrate Nitrogen	EPA 300.0	<1.0	mg/L	1.0	2/5/2011
Nitrite Nitrogen	EPA 300.0	<0.025	mg/L	0.025	2/5/2011
Total Dissolved Solids (TDS)	SM 2540C	310	mg/L	10	2/7/2011
Aluminum	EPA 200.7	<0.045	mg/L	0.045	2/10/2011
Barium	EPA 200.7	<0.010	mg/L	0.010	2/10/2011
Beryllium	EPA 200.7	<0.0010	mg/L	0.0010	2/10/2011
Bismuth	EPA 200.7	<0.10	mg/L	0.10	2/10/2011
Boron	EPA 200.7	<0.10	mg/L	0.10	2/10/2011
Cadmium	EPA 200.7	<0.0010	mg/L	0.0010	2/10/2011
Calcium	EPA 200.7	63	mg/L	0.50	2/10/2011
Chromium	EPA 200.7	<0.0050	mg/L	0.0050	2/10/2011
Cobalt	EPA 200.7	<0.010	mg/L	0.010	2/10/2011
Copper	EPA 200.7	<0.050	mg/L	0.050	2/10/2011
Gallium	EPA 200.7	<0.10	mg/L	0.10	2/10/2011
Iron	EPA 200.7	<0.010	mg/L	0.010	2/10/2011
Lithium	EPA 200.7	<0.10	mg/L	0.10	2/10/2011
Magnesium	EPA 200.7	9.9	mg/L	0.50	2/10/2011
Manganese	EPA 200.7	0.094	mg/L	0.0050	2/10/2011
Molybdenum	EPA 200.7	0.084	mg/L	0.010	2/10/2011
Nickel	EPA 200.7	<0.010	mg/L	0.010	2/10/2011
Phosphorus	EPA 200.7	<0.50	mg/L	0.50	2/10/2011
Potassium	EPA 200.7	9.3	mg/L	0.50	2/10/2011
Scandium	EPA 200.7	<0.10	mg/L	0.10	2/10/2011
Silver	EPA 200.7	<0.0050	mg/L	0.0050	2/10/2011
Sodium	EPA 200.7	20	mg/L	0.50	2/10/2011
Strontium	EPA 200.7	0.56	mg/L	0.10	2/10/2011
Tin	EPA 200.7	<0.10	mg/L	0.10	2/10/2011
Titanium	EPA 200.7	<0.10	mg/L	0.10	2/10/2011
Vanadium	EPA 200.7	0.013	mg/L	0.010	2/10/2011
Zinc	EPA 200.7	<0.010	mg/L	0.010	2/10/2011
Mercury	EPA 200.8	<0.00010	mg/L	0.00010	2/16/2011
Antimony	EPA 200.8	<0.0025	mg/L	0.0025	2/16/2011
Arsenic	EPA 200.8	<0.0050	mg/L	0.0050	2/16/2011

Customer Sample ID: 604 787 WK:1 **Collect Date/Time:** 2/4/2011 09:00
WETLAB Sample ID: 1102063-007 **Receive Date:** 2/4/2011 16:20

PROFILE II

Parameter	Method	Results	Units	Reporting Limit	Date Analyzed
Lead	EPA 200.8	<0.0025	mg/L	0.0025	2/16/2011
Selenium	EPA 200.8	0.013	mg/L	0.0050	2/16/2011
Thallium	EPA 200.8	<0.0010	mg/L	0.0010	2/16/2011
Anions	Calculation	4.66	meq/L	0.10	
Cations	Calculation	5.07	meq/L	0.10	
Error	Calculation	4.2	%	1.0	

Customer Sample ID: 604 811 WK:1 **Collect Date/Time:** 2/4/2011 09:00
WETLAB Sample ID: 1102063-008 **Receive Date:** 2/4/2011 16:20

PROFILE II

Parameter	Method	Results	Units	Reporting Limit	Date Analyzed
pH	SM 4500-H+ B	8.38	pH Units		2/4/2011
Bicarbonate (HCO3)	SM 2320B	130	mg/L	1.0	2/4/2011
Carbonate (CO3)	SM 2320B	3.7	mg/L	1.0	2/4/2011
Hydroxide (OH)	SM 2320B	<1.0	mg/L	1.0	2/4/2011
Total Alkalinity	SM 2320B	110	mg/L as CaCO3	1.0	2/4/2011
Chloride	EPA 300.0	<1.0	mg/L	1.0	2/5/2011
Fluoride	EPA 300.0	2.5	mg/L	0.10	2/5/2011
Sulfate	EPA 300.0	59	mg/L	1.0	2/5/2011
Nitrate Nitrogen	EPA 300.0	<1.0	mg/L	1.0	2/5/2011
Nitrite Nitrogen	EPA 300.0	<0.025	mg/L	0.025	2/5/2011
Total Dissolved Solids (TDS)	SM 2540C	230	mg/L	10	2/7/2011
Aluminum	EPA 200.7	<0.045	mg/L	0.045	2/10/2011
Barium	EPA 200.7	<0.010	mg/L	0.010	2/10/2011
Beryllium	EPA 200.7	<0.0010	mg/L	0.0010	2/10/2011
Bismuth	EPA 200.7	<0.10	mg/L	0.10	2/10/2011
Boron	EPA 200.7	0.10	mg/L	0.10	2/10/2011
Cadmium	EPA 200.7	<0.0010	mg/L	0.0010	2/10/2011
Calcium	EPA 200.7	41	mg/L	0.50	2/10/2011
Chromium	EPA 200.7	<0.0050	mg/L	0.0050	2/10/2011
Cobalt	EPA 200.7	<0.010	mg/L	0.010	2/10/2011
Copper	EPA 200.7	<0.050	mg/L	0.050	2/10/2011
Gallium	EPA 200.7	<0.10	mg/L	0.10	2/10/2011
Iron	EPA 200.7	<0.010	mg/L	0.010	2/10/2011
Lithium	EPA 200.7	<0.10	mg/L	0.10	2/10/2011
Magnesium	EPA 200.7	7.6	mg/L	0.50	2/10/2011
Manganese	EPA 200.7	0.023	mg/L	0.0050	2/10/2011
Molybdenum	EPA 200.7	0.055	mg/L	0.010	2/10/2011
Nickel	EPA 200.7	<0.010	mg/L	0.010	2/10/2011
Phosphorus	EPA 200.7	<0.50	mg/L	0.50	2/10/2011

Customer Sample ID: 604 811 WK:1 **Collect Date/Time:** 2/4/2011 09:00
WETLAB Sample ID: 1102063-008 **Receive Date:** 2/4/2011 16:20

PROFILE II

Parameter	Method	Results	Units	Reporting Limit	Date Analyzed
Potassium	EPA 200.7	15	mg/L	0.50	2/10/2011
Scandium	EPA 200.7	<0.10	mg/L	0.10	2/10/2011
Silver	EPA 200.7	<0.0050	mg/L	0.0050	2/10/2011
Sodium	EPA 200.7	19	mg/L	0.50	2/10/2011
Strontium	EPA 200.7	0.64	mg/L	0.10	2/10/2011
Tin	EPA 200.7	<0.10	mg/L	0.10	2/10/2011
Titanium	EPA 200.7	<0.10	mg/L	0.10	2/10/2011
Vanadium	EPA 200.7	0.011	mg/L	0.010	2/10/2011
Zinc	EPA 200.7	<0.010	mg/L	0.010	2/10/2011
Mercury	EPA 200.8	<0.00010	mg/L	0.00010	2/16/2011
Antimony	EPA 200.8	<0.0025	mg/L	0.0025	2/16/2011
Arsenic	EPA 200.8	<0.0050	mg/L	0.0050	2/16/2011
Lead	EPA 200.8	<0.0025	mg/L	0.0025	2/16/2011
Selenium	EPA 200.8	0.015	mg/L	0.0050	2/16/2011
Thallium	EPA 200.8	<0.0010	mg/L	0.0010	2/16/2011
Anions	Calculation	3.64	meq/L	0.10	
Cations	Calculation	3.88	meq/L	0.10	
Error	Calculation	3.3	%	1.0	

Customer Sample ID: 604 854 WK:1 **Collect Date/Time:** 2/4/2011 09:00
WETLAB Sample ID: 1102063-009 **Receive Date:** 2/4/2011 16:20

PROFILE II

Parameter	Method	Results	Units	Reporting Limit	Date Analyzed
pH	SM 4500-H+ B	8.36	pH Units		2/4/2011
Bicarbonate (HCO3)	SM 2320B	130	mg/L	1.0	2/4/2011
Carbonate (CO3)	SM 2320B	3.0	mg/L	1.0	2/4/2011
Hydroxide (OH)	SM 2320B	<1.0	mg/L	1.0	2/4/2011
Total Alkalinity	SM 2320B	110	mg/L as CaCO3	1.0	2/4/2011
Chloride	EPA 300.0	2.6	mg/L	1.0	2/5/2011
Fluoride	EPA 300.0	2.6	mg/L	0.10	2/5/2011
Sulfate	EPA 300.0	120	mg/L	1.0	2/5/2011
Nitrate Nitrogen	EPA 300.0	<1.0	mg/L	1.0	2/5/2011
Nitrite Nitrogen	EPA 300.0	<0.025	mg/L	0.025	2/5/2011
Total Dissolved Solids (TDS)	SM 2540C	350	mg/L	10	2/9/2011
Aluminum	EPA 200.7	<0.045	mg/L	0.045	2/10/2011
Barium	EPA 200.7	0.038	mg/L	0.010	2/10/2011
Beryllium	EPA 200.7	<0.0010	mg/L	0.0010	2/10/2011
Bismuth	EPA 200.7	<0.10	mg/L	0.10	2/10/2011
Boron	EPA 200.7	0.14	mg/L	0.10	2/10/2011
Cadmium	EPA 200.7	<0.0010	mg/L	0.0010	2/10/2011

Customer Sample ID: 604 854 WK:1 **Collect Date/Time:** 2/4/2011 09:00
WETLAB Sample ID: 1102063-009 **Receive Date:** 2/4/2011 16:20

PROFILE II

Parameter	Method	Results	Units	Reporting Limit	Date Analyzed
Calcium	EPA 200.7	54	mg/L	0.50	2/10/2011
Chromium	EPA 200.7	<0.0050	mg/L	0.0050	2/10/2011
Cobalt	EPA 200.7	<0.010	mg/L	0.010	2/10/2011
Copper	EPA 200.7	<0.050	mg/L	0.050	2/10/2011
Gallium	EPA 200.7	<0.10	mg/L	0.10	2/10/2011
Iron	EPA 200.7	<0.010	mg/L	0.010	2/10/2011
Lithium	EPA 200.7	<0.10	mg/L	0.10	2/10/2011
Magnesium	EPA 200.7	10	mg/L	0.50	2/10/2011
Manganese	EPA 200.7	0.086	mg/L	0.0050	2/10/2011
Molybdenum	EPA 200.7	0.060	mg/L	0.010	2/10/2011
Nickel	EPA 200.7	<0.010	mg/L	0.010	2/10/2011
Phosphorus	EPA 200.7	<0.50	mg/L	0.50	2/10/2011
Potassium	EPA 200.7	41	mg/L	0.50	2/10/2011
Scandium	EPA 200.7	<0.10	mg/L	0.10	2/10/2011
Silver	EPA 200.7	<0.0050	mg/L	0.0050	2/10/2011
Sodium	EPA 200.7	15	mg/L	0.50	2/10/2011
Strontium	EPA 200.7	0.91	mg/L	0.10	2/10/2011
Tin	EPA 200.7	<0.10	mg/L	0.10	2/10/2011
Titanium	EPA 200.7	<0.10	mg/L	0.10	2/10/2011
Vanadium	EPA 200.7	0.013	mg/L	0.010	2/10/2011
Zinc	EPA 200.7	<0.010	mg/L	0.010	2/10/2011
Mercury	EPA 200.8	<0.00010	mg/L	0.00010	2/16/2011
Antimony	EPA 200.8	<0.0025	mg/L	0.0025	2/16/2011
Arsenic	EPA 200.8	<0.0050	mg/L	0.0050	2/16/2011
Lead	EPA 200.8	<0.0025	mg/L	0.0025	2/16/2011
Selenium	EPA 200.8	0.015	mg/L	0.0050	2/16/2011
Thallium	EPA 200.8	<0.0010	mg/L	0.0010	2/16/2011
Anions	Calculation	4.94	meq/L	0.10	
Cations	Calculation	5.22	meq/L	0.10	
Error	Calculation	2.8	%	1.0	

Customer Sample ID: 604 862 WK:1 **Collect Date/Time:** 2/4/2011 09:00
WETLAB Sample ID: 1102063-010 **Receive Date:** 2/4/2011 16:20

PROFILE II

Parameter	Method	Results	Units	Reporting Limit	Date Analyzed
pH	SM 4500-H+ B	8.30	pH Units		2/4/2011
Bicarbonate (HCO3)	SM 2320B	180	mg/L	1.0	2/4/2011
Carbonate (CO3)	SM 2320B	1.1	mg/L	1.0	2/4/2011
Hydroxide (OH)	SM 2320B	<1.0	mg/L	1.0	2/4/2011
Total Alkalinity	SM 2320B	150	mg/L as CaCO3	1.0	2/4/2011

Customer Sample ID: 604 862 WK:1 **Collect Date/Time:** 2/4/2011 09:00

WETLAB Sample ID: 1102063-010 **Receive Date:** 2/4/2011 16:20

PROFILE II

Parameter	Method	Results	Units	Reporting Limit	Date Analyzed
Chloride	EPA 300.0	<1.0	mg/L	1.0	2/5/2011
Fluoride	EPA 300.0	3.6	mg/L	0.10	2/5/2011
Sulfate	EPA 300.0	63	mg/L	1.0	2/5/2011
Nitrate Nitrogen	EPA 300.0	<1.0	mg/L	1.0	2/5/2011
Nitrite Nitrogen	EPA 300.0	<0.025	mg/L	0.025	2/5/2011
Total Dissolved Solids (TDS)	SM 2540C	280	mg/L	10	2/7/2011
Aluminum	EPA 200.7	<0.045	mg/L	0.045	2/10/2011
Barium	EPA 200.7	<0.010	mg/L	0.010	2/10/2011
Beryllium	EPA 200.7	<0.0010	mg/L	0.0010	2/10/2011
Bismuth	EPA 200.7	<0.10	mg/L	0.10	2/10/2011
Boron	EPA 200.7	<0.10	mg/L	0.10	2/10/2011
Cadmium	EPA 200.7	<0.0010	mg/L	0.0010	2/10/2011
Calcium	EPA 200.7	56	mg/L	0.50	2/10/2011
Chromium	EPA 200.7	<0.0050	mg/L	0.0050	2/10/2011
Cobalt	EPA 200.7	<0.010	mg/L	0.010	2/10/2011
Copper	EPA 200.7	<0.050	mg/L	0.050	2/10/2011
Gallium	EPA 200.7	<0.10	mg/L	0.10	2/10/2011
Iron	EPA 200.7	<0.010	mg/L	0.010	2/10/2011
Lithium	EPA 200.7	<0.10	mg/L	0.10	2/10/2011
Magnesium	EPA 200.7	12	mg/L	0.50	2/10/2011
Manganese	EPA 200.7	<0.025	mg/L	0.025	2/11/2011
Molybdenum	EPA 200.7	0.043	mg/L	0.010	2/10/2011
Nickel	EPA 200.7	<0.010	mg/L	0.010	2/10/2011
Phosphorus	EPA 200.7	<0.50	mg/L	0.50	2/10/2011
Potassium	EPA 200.7	21	mg/L	0.50	2/10/2011
Scandium	EPA 200.7	<0.10	mg/L	0.10	2/10/2011
Silver	EPA 200.7	<0.0050	mg/L	0.0050	2/10/2011
Sodium	EPA 200.7	13	mg/L	0.50	2/10/2011
Strontium	EPA 200.7	1.3	mg/L	0.10	2/10/2011
Tin	EPA 200.7	<0.10	mg/L	0.10	2/10/2011
Titanium	EPA 200.7	<0.10	mg/L	0.10	2/10/2011
Vanadium	EPA 200.7	0.016	mg/L	0.010	2/10/2011
Zinc	EPA 200.7	<0.010	mg/L	0.010	2/10/2011
Mercury	EPA 200.8	<0.00010	mg/L	0.00010	2/14/2011
Antimony	EPA 200.8	<0.0025	mg/L	0.0025	2/14/2011
Arsenic	EPA 200.8	<0.0050	mg/L	0.0050	2/14/2011
Lead	EPA 200.8	<0.0025	mg/L	0.0025	2/14/2011
Selenium	EPA 200.8	<0.0050	mg/L	0.0050	2/14/2011
Thallium	EPA 200.8	<0.0010	mg/L	0.0010	2/14/2011
Anions	Calculation	4.51	meq/L	0.10	
Cations	Calculation	4.88	meq/L	0.10	

Customer Sample ID: 604 862 WK:1 **Collect Date/Time:** 2/4/2011 09:00
WETLAB Sample ID: 1102063-010 **Receive Date:** 2/4/2011 16:20

PROFILE II

Parameter	Method	Results	Units	Reporting Limit	Date Analyzed
Error	Calculation	4.0	%	1.0	

Customer Sample ID: 604 867 WK:1 **Collect Date/Time:** 2/4/2011 09:00
WETLAB Sample ID: 1102063-011 **Receive Date:** 2/4/2011 16:20

PROFILE II

Parameter	Method	Results	Units	Reporting Limit	Date Analyzed
pH	SM 4500-H+ B	8.10	pH Units		2/4/2011
Bicarbonate (HCO3)	SM 2320B	100	mg/L	1.0	2/4/2011
Carbonate (CO3)	SM 2320B	<1.0	mg/L	1.0	2/4/2011
Hydroxide (OH)	SM 2320B	<1.0	mg/L	1.0	2/4/2011
Total Alkalinity	SM 2320B	84	mg/L as CaCO3	1.0	2/4/2011
Chloride	EPA 300.0	<1.0	mg/L	1.0	2/5/2011
Fluoride	EPA 300.0	3.9	mg/L	0.10	2/5/2011
Sulfate	EPA 300.0	210	mg/L	1.0	2/18/2011
Nitrate Nitrogen	EPA 300.0	<1.0	mg/L	1.0	2/5/2011
Nitrite Nitrogen	EPA 300.0	<0.025	mg/L	0.025	2/5/2011
Total Dissolved Solids (TDS)	SM 2540C	490	mg/L	10	2/7/2011
Aluminum	EPA 200.7	<0.045	mg/L	0.045	2/10/2011
Barium	EPA 200.7	0.020	mg/L	0.010	2/10/2011
Beryllium	EPA 200.7	<0.0010	mg/L	0.0010	2/10/2011
Bismuth	EPA 200.7	<0.10	mg/L	0.10	2/10/2011
Boron	EPA 200.7	<0.10	mg/L	0.10	2/10/2011
Cadmium	EPA 200.7	<0.0010	mg/L	0.0010	2/10/2011
Calcium	EPA 200.7	110	mg/L	0.50	2/10/2011
Chromium	EPA 200.7	<0.0050	mg/L	0.0050	2/10/2011
Cobalt	EPA 200.7	<0.010	mg/L	0.010	2/10/2011
Copper	EPA 200.7	<0.050	mg/L	0.050	2/10/2011
Gallium	EPA 200.7	<0.10	mg/L	0.10	2/10/2011
Iron	EPA 200.7	<0.010	mg/L	0.010	2/10/2011
Lithium	EPA 200.7	<0.10	mg/L	0.10	2/10/2011
Magnesium	EPA 200.7	8.7	mg/L	0.50	2/10/2011
Manganese	EPA 200.7	0.099	mg/L	0.0050	2/10/2011
Molybdenum	EPA 200.7	0.078	mg/L	0.010	2/10/2011
Nickel	EPA 200.7	<0.010	mg/L	0.010	2/10/2011
Phosphorus	EPA 200.7	<0.50	mg/L	0.50	2/10/2011
Potassium	EPA 200.7	26	mg/L	0.50	2/10/2011
Scandium	EPA 200.7	<0.10	mg/L	0.10	2/10/2011
Silver	EPA 200.7	<0.0050	mg/L	0.0050	2/10/2011
Sodium	EPA 200.7	6.2	mg/L	0.50	2/10/2011
Strontium	EPA 200.7	1.8	mg/L	0.10	2/10/2011

Customer Sample ID: 604 867 WK:1 **Collect Date/Time:** 2/4/2011 09:00
WETLAB Sample ID: 1102063-011 **Receive Date:** 2/4/2011 16:20

PROFILE II

Parameter	Method	Results	Units	Reporting Limit	Date Analyzed
Tin	EPA 200.7	<0.10	mg/L	0.10	2/10/2011
Titanium	EPA 200.7	<0.10	mg/L	0.10	2/10/2011
Vanadium	EPA 200.7	0.012	mg/L	0.010	2/10/2011
Zinc	EPA 200.7	<0.010	mg/L	0.010	2/10/2011
Mercury	EPA 200.8	<0.00010	mg/L	0.00010	2/14/2011
Antimony	EPA 200.8	<0.0025	mg/L	0.0025	2/14/2011
Arsenic	EPA 200.8	<0.0050	mg/L	0.0050	2/14/2011
Lead	EPA 200.8	<0.0025	mg/L	0.0025	2/14/2011
Selenium	EPA 200.8	0.020	mg/L	0.0050	2/14/2011
Thallium	EPA 200.8	<0.0010	mg/L	0.0010	2/14/2011
Anions	Calculation	6.23	meq/L	0.10	
Cations	Calculation	7.14	meq/L	0.10	
Error	Calculation	6.8	%	1.0	

Customer Sample ID: 605 033 WK:1 **Collect Date/Time:** 2/4/2011 09:00
WETLAB Sample ID: 1102063-012 **Receive Date:** 2/4/2011 16:20

PROFILE II

Parameter	Method	Results	Units	Reporting Limit	Date Analyzed
pH	SM 4500-H+ B	8.27	pH Units		2/4/2011
Bicarbonate (HCO3)	SM 2320B	110	mg/L	1.0	2/4/2011
Carbonate (CO3)	SM 2320B	<1.0	mg/L	1.0	2/4/2011
Hydroxide (OH)	SM 2320B	<1.0	mg/L	1.0	2/4/2011
Total Alkalinity	SM 2320B	88	mg/L as CaCO3	1.0	2/4/2011
Chloride	EPA 300.0	2.0	mg/L	1.0	2/5/2011
Fluoride	EPA 300.0	3.3	mg/L	0.10	2/5/2011
Sulfate	EPA 300.0	83	mg/L	1.0	2/5/2011
Nitrate Nitrogen	EPA 300.0	<1.0	mg/L	1.0	2/5/2011
Nitrite Nitrogen	EPA 300.0	<0.025	mg/L	0.025	2/5/2011
Total Dissolved Solids (TDS)	SM 2540C	250	mg/L	10	2/7/2011
Aluminum	EPA 200.7	<0.045	mg/L	0.045	2/10/2011
Barium	EPA 200.7	0.029	mg/L	0.010	2/10/2011
Beryllium	EPA 200.7	<0.0010	mg/L	0.0010	2/10/2011
Bismuth	EPA 200.7	<0.10	mg/L	0.10	2/10/2011
Boron	EPA 200.7	0.10	mg/L	0.10	2/10/2011
Cadmium	EPA 200.7	<0.0010	mg/L	0.0010	2/10/2011
Calcium	EPA 200.7	42	mg/L	0.50	2/10/2011
Chromium	EPA 200.7	<0.0050	mg/L	0.0050	2/10/2011
Cobalt	EPA 200.7	<0.010	mg/L	0.010	2/10/2011
Copper	EPA 200.7	<0.050	mg/L	0.050	2/10/2011
Gallium	EPA 200.7	<0.10	mg/L	0.10	2/10/2011

Customer Sample ID: 605 033 WK:1 **Collect Date/Time:** 2/4/2011 09:00
WETLAB Sample ID: 1102063-012 **Receive Date:** 2/4/2011 16:20

PROFILE II

Parameter	Method	Results	Units	Reporting Limit	Date Analyzed
Iron	EPA 200.7	<0.010	mg/L	0.010	2/10/2011
Lithium	EPA 200.7	<0.10	mg/L	0.10	2/10/2011
Magnesium	EPA 200.7	6.5	mg/L	0.50	2/10/2011
Manganese	EPA 200.7	0.023	mg/L	0.0050	2/10/2011
Molybdenum	EPA 200.7	0.048	mg/L	0.010	2/10/2011
Nickel	EPA 200.7	<0.010	mg/L	0.010	2/10/2011
Phosphorus	EPA 200.7	<0.50	mg/L	0.50	2/10/2011
Potassium	EPA 200.7	25	mg/L	0.50	2/10/2011
Scandium	EPA 200.7	<0.10	mg/L	0.10	2/10/2011
Silver	EPA 200.7	<0.0050	mg/L	0.0050	2/10/2011
Sodium	EPA 200.7	17	mg/L	0.50	2/10/2011
Strontium	EPA 200.7	0.51	mg/L	0.10	2/10/2011
Tin	EPA 200.7	<0.10	mg/L	0.10	2/10/2011
Titanium	EPA 200.7	<0.10	mg/L	0.10	2/10/2011
Vanadium	EPA 200.7	0.014	mg/L	0.010	2/10/2011
Zinc	EPA 200.7	<0.010	mg/L	0.010	2/10/2011
Mercury	EPA 200.8	<0.00010	mg/L	0.00010	2/14/2011
Antimony	EPA 200.8	<0.0025	mg/L	0.0025	2/14/2011
Arsenic	EPA 200.8	<0.0050	mg/L	0.0050	2/14/2011
Lead	EPA 200.8	<0.0025	mg/L	0.0025	2/14/2011
Selenium	EPA 200.8	<0.0050	mg/L	0.0050	2/14/2011
Thallium	EPA 200.8	<0.0010	mg/L	0.0010	2/14/2011
Anions	Calculation	3.76	meq/L	0.10	
Cations	Calculation	4.01	meq/L	0.10	
Error	Calculation	3.2	%	1.0	

Customer Sample ID: 605 153 WK:1 **Collect Date/Time:** 2/4/2011 09:00
WETLAB Sample ID: 1102063-013 **Receive Date:** 2/4/2011 16:20

PROFILE II

Parameter	Method	Results	Units	Reporting Limit	Date Analyzed
pH	SM 4500-H+ B	8.26	pH Units		2/4/2011
Bicarbonate (HCO3)	SM 2320B	100	mg/L	1.0	2/4/2011
Carbonate (CO3)	SM 2320B	<1.0	mg/L	1.0	2/4/2011
Hydroxide (OH)	SM 2320B	<1.0	mg/L	1.0	2/4/2011
Total Alkalinity	SM 2320B	84	mg/L as CaCO3	1.0	2/4/2011
Chloride	EPA 300.0	<1.0	mg/L	1.0	2/5/2011
Fluoride	EPA 300.0	2.6 M	mg/L	0.10	2/5/2011
Sulfate	EPA 300.0	40	mg/L	1.0	2/5/2011
Nitrate Nitrogen	EPA 300.0	<1.0	mg/L	1.0	2/5/2011
Nitrite Nitrogen	EPA 300.0	<0.025	mg/L	0.025	2/5/2011

Customer Sample ID: 605 153 WK:1 **Collect Date/Time:** 2/4/2011 09:00

WETLAB Sample ID: 1102063-013 **Receive Date:** 2/4/2011 16:20

PROFILE II

Parameter	Method	Results	Units	Reporting Limit	Date Analyzed
Total Dissolved Solids (TDS)	SM 2540C	170	mg/L	10	2/7/2011
Aluminum	EPA 200.7	<0.045	mg/L	0.045	2/10/2011
Barium	EPA 200.7	0.13	mg/L	0.010	2/10/2011
Beryllium	EPA 200.7	<0.0010	mg/L	0.0010	2/10/2011
Bismuth	EPA 200.7	<0.10	mg/L	0.10	2/10/2011
Boron	EPA 200.7	0.17	mg/L	0.10	2/10/2011
Cadmium	EPA 200.7	<0.0010	mg/L	0.0010	2/10/2011
Calcium	EPA 200.7	23	mg/L	0.50	2/10/2011
Chromium	EPA 200.7	<0.0050	mg/L	0.0050	2/10/2011
Cobalt	EPA 200.7	<0.010	mg/L	0.010	2/10/2011
Copper	EPA 200.7	<0.050	mg/L	0.050	2/10/2011
Gallium	EPA 200.7	<0.10	mg/L	0.10	2/10/2011
Iron	EPA 200.7	<0.010	mg/L	0.010	2/10/2011
Lithium	EPA 200.7	<0.10	mg/L	0.10	2/10/2011
Magnesium	EPA 200.7	5.4	mg/L	0.50	2/10/2011
Manganese	EPA 200.7	0.048	mg/L	0.0050	2/10/2011
Molybdenum	EPA 200.7	0.019	mg/L	0.010	2/10/2011
Nickel	EPA 200.7	<0.010	mg/L	0.010	2/10/2011
Phosphorus	EPA 200.7	<0.50	mg/L	0.50	2/10/2011
Potassium	EPA 200.7	14	mg/L	0.50	2/10/2011
Scandium	EPA 200.7	<0.10	mg/L	0.10	2/10/2011
Silver	EPA 200.7	<0.0050	mg/L	0.0050	2/10/2011
Sodium	EPA 200.7	19	mg/L	0.50	2/10/2011
Strontium	EPA 200.7	1.8	mg/L	0.10	2/10/2011
Tin	EPA 200.7	<0.10	mg/L	0.10	2/10/2011
Titanium	EPA 200.7	<0.10	mg/L	0.10	2/10/2011
Vanadium	EPA 200.7	<0.010	mg/L	0.010	2/10/2011
Zinc	EPA 200.7	<0.010	mg/L	0.010	2/10/2011
Mercury	EPA 200.8	<0.00010	mg/L	0.00010	2/14/2011
Antimony	EPA 200.8	<0.0025	mg/L	0.0025	2/14/2011
Arsenic	EPA 200.8	<0.0050	mg/L	0.0050	2/14/2011
Lead	EPA 200.8	<0.0025	mg/L	0.0025	2/14/2011
Selenium	EPA 200.8	<0.0050	mg/L	0.0050	2/14/2011
Thallium	EPA 200.8	<0.0010	mg/L	0.0010	2/14/2011
Anions	Calculation	2.61	meq/L	0.10	
Cations	Calculation	2.78	meq/L	0.10	
Error	Calculation	3.2	%	1.0	

Customer Sample ID: SRK 0854 WK:1 **Collect Date/Time:** 2/4/2011 09:00

WETLAB Sample ID: 1102063-014 **Receive Date:** 2/4/2011 16:20

PROFILE II

Parameter	Method	Results	Units	Reporting Limit	Date Analyzed
pH	SM 4500-H+ B	4.98	pH Units		2/4/2011
Bicarbonate (HCO3)	SM 2320B	<1.0	mg/L	1.0	2/4/2011
Carbonate (CO3)	SM 2320B	<1.0	mg/L	1.0	2/4/2011
Hydroxide (OH)	SM 2320B	<1.0	mg/L	1.0	2/4/2011
Total Alkalinity	SM 2320B	<1.0	mg/L as CaCO3	1.0	2/4/2011
Chloride	EPA 300.0	<5.0	mg/L	5.0	2/5/2011
Fluoride	EPA 300.0	1.7	mg/L	0.50	2/5/2011
Sulfate	EPA 300.0	880	mg/L	5.0	2/5/2011
Nitrate Nitrogen	EPA 300.0	<1.0	mg/L	1.0	2/5/2011
Nitrite Nitrogen	EPA 300.0	<0.12	mg/L	0.12	2/5/2011
Total Dissolved Solids (TDS)	SM 2540C	1300	mg/L	10	2/7/2011
Aluminum	EPA 200.7	1.6	mg/L	0.045	2/10/2011
Barium	EPA 200.7	<0.010	mg/L	0.010	2/10/2011
Beryllium	EPA 200.7	0.0016	mg/L	0.0010	2/10/2011
Bismuth	EPA 200.7	<0.10	mg/L	0.10	2/10/2011
Boron	EPA 200.7	<0.10	mg/L	0.10	2/10/2011
Cadmium	EPA 200.7	0.045	mg/L	0.0010	2/10/2011
Calcium	EPA 200.7	220	mg/L	0.50	2/10/2011
Chromium	EPA 200.7	<0.0050	mg/L	0.0050	2/10/2011
Cobalt	EPA 200.7	0.24	mg/L	0.010	2/10/2011
Copper	EPA 200.7	160	mg/L	0.25	2/11/2011
Gallium	EPA 200.7	<0.10	mg/L	0.10	2/10/2011
Iron	EPA 200.7	0.61	mg/L	0.010	2/10/2011
Lithium	EPA 200.7	0.16	mg/L	0.10	2/10/2011
Magnesium	EPA 200.7	21	mg/L	0.50	2/10/2011
Manganese	EPA 200.7	5.0	mg/L	0.0050	2/10/2011
Molybdenum	EPA 200.7	<0.010	mg/L	0.010	2/10/2011
Nickel	EPA 200.7	0.12	mg/L	0.010	2/10/2011
Phosphorus	EPA 200.7	<0.50	mg/L	0.50	2/10/2011
Potassium	EPA 200.7	18	mg/L	0.50	2/10/2011
Scandium	EPA 200.7	<0.10	mg/L	0.10	2/10/2011
Silver	EPA 200.7	<0.0050	mg/L	0.0050	2/10/2011
Sodium	EPA 200.7	6.9	mg/L	0.50	2/10/2011
Strontium	EPA 200.7	0.79	mg/L	0.10	2/10/2011
Tin	EPA 200.7	<0.10	mg/L	0.10	2/10/2011
Titanium	EPA 200.7	<0.10	mg/L	0.10	2/10/2011
Vanadium	EPA 200.7	0.019	mg/L	0.010	2/10/2011
Zinc	EPA 200.7	3.2	mg/L	0.010	2/10/2011
Mercury	EPA 200.8	<0.00010	mg/L	0.00010	2/14/2011
Antimony	EPA 200.8	<0.0025	mg/L	0.0025	2/14/2011
Arsenic	EPA 200.8	<0.0050	mg/L	0.0050	2/14/2011

Customer Sample ID: SRK 0854 WK:1 **Collect Date/Time:** 2/4/2011 09:00
WETLAB Sample ID: 1102063-014 **Receive Date:** 2/4/2011 16:20

PROFILE II

Parameter	Method	Results	Units	Reporting Limit	Date Analyzed
Lead	EPA 200.8	0.0030	mg/L	0.0025	2/14/2011
Selenium	EPA 200.8	0.049	mg/L	0.0050	2/14/2011
Thallium	EPA 200.8	<0.0010	mg/L	0.0010	2/14/2011
Anions	Calculation	18.5	meq/L	0.10	
Cations	Calculation	19.0	meq/L	0.10	
Error	Calculation	1.3	%	1.0	

Customer Sample ID: SRK 0858 WK:1 **Collect Date/Time:** 2/4/2011 09:00
WETLAB Sample ID: 1102063-015 **Receive Date:** 2/4/2011 16:20

PROFILE II

Parameter	Method	Results	Units	Reporting Limit	Date Analyzed
pH	SM 4500-H+ B	4.27	pH Units		2/4/2011
Acidity (Titrimetric)	SM 2310B	280	mg/L as CaCO3		2/11/2011
Chloride	EPA 300.0	<2.0	mg/L	2.0	2/5/2011
Fluoride	EPA 300.0	43	mg/L	1.0	2/10/2011
Sulfate	EPA 300.0	440	mg/L	10	2/10/2011
Nitrate Nitrogen	EPA 300.0	<1.0	mg/L	1.0	2/5/2011
Nitrite Nitrogen	EPA 300.0	<0.050	mg/L	0.050	2/5/2011
Total Dissolved Solids (TDS)	SM 2540C	720	mg/L	10	2/7/2011
Aluminum	EPA 200.7	40	mg/L	0.045	2/10/2011
Barium	EPA 200.7	<0.010	mg/L	0.010	2/10/2011
Beryllium	EPA 200.7	0.0034	mg/L	0.0010	2/10/2011
Bismuth	EPA 200.7	<0.10	mg/L	0.10	2/10/2011
Boron	EPA 200.7	<0.10	mg/L	0.10	2/10/2011
Cadmium	EPA 200.7	0.0048	mg/L	0.0010	2/10/2011
Calcium	EPA 200.7	85	mg/L	0.50	2/10/2011
Chromium	EPA 200.7	<0.0050	mg/L	0.0050	2/10/2011
Cobalt	EPA 200.7	0.070	mg/L	0.010	2/10/2011
Copper	EPA 200.7	20	mg/L	0.050	2/10/2011
Gallium	EPA 200.7	<0.10	mg/L	0.10	2/10/2011
Iron	EPA 200.7	22	mg/L	0.010	2/10/2011
Lithium	EPA 200.7	<0.10	mg/L	0.10	2/10/2011
Magnesium	EPA 200.7	5.2	mg/L	0.50	2/10/2011
Manganese	EPA 200.7	1.7	mg/L	0.0050	2/10/2011
Molybdenum	EPA 200.7	<0.010	mg/L	0.010	2/10/2011
Nickel	EPA 200.7	0.029	mg/L	0.010	2/10/2011
Phosphorus	EPA 200.7	<0.50	mg/L	0.50	2/10/2011
Potassium	EPA 200.7	6.6	mg/L	0.50	2/10/2011
Scandium	EPA 200.7	<0.10	mg/L	0.10	2/10/2011
Silver	EPA 200.7	<0.0050	mg/L	0.0050	2/10/2011

Customer Sample ID: SRK 0858 WK:1 **Collect Date/Time:** 2/4/2011 09:00
WETLAB Sample ID: 1102063-015 **Receive Date:** 2/4/2011 16:20

PROFILE II

Parameter	Method	Results	Units	Reporting Limit	Date Analyzed
Sodium	EPA 200.7	5.0	mg/L	0.50	2/10/2011
Strontium	EPA 200.7	0.17	mg/L	0.10	2/10/2011
Tin	EPA 200.7	<0.10	mg/L	0.10	2/10/2011
Titanium	EPA 200.7	<0.10	mg/L	0.10	2/10/2011
Vanadium	EPA 200.7	<0.010	mg/L	0.010	2/10/2011
Zinc	EPA 200.7	0.32	mg/L	0.010	2/10/2011
Mercury	EPA 200.8	<0.00010	mg/L	0.00010	2/14/2011
Antimony	EPA 200.8	<0.0025	mg/L	0.0025	2/14/2011
Arsenic	EPA 200.8	<0.0050	mg/L	0.0050	2/14/2011
Lead	EPA 200.8	<0.0025	mg/L	0.0025	2/14/2011
Selenium	EPA 200.8	0.0072	mg/L	0.0050	2/14/2011
Thallium	EPA 200.8	<0.0010	mg/L	0.0010	2/14/2011
Anions	Calculation	11.5	meq/L	0.10	
Cations	Calculation	14.2	meq/L	0.10	
Error	Calculation	11	%	1.0	

Customer Sample ID: SRK 0864 WK:1 **Collect Date/Time:** 2/4/2011 09:00
WETLAB Sample ID: 1102063-016 **Receive Date:** 2/4/2011 16:20

PROFILE II

Parameter	Method	Results	Units	Reporting Limit	Date Analyzed
pH	SM 4500-H+ B	7.60	pH Units		2/4/2011
Bicarbonate (HCO3)	SM 2320B	33	mg/L	1.0	2/4/2011
Carbonate (CO3)	SM 2320B	<1.0	mg/L	1.0	2/4/2011
Hydroxide (OH)	SM 2320B	<1.0	mg/L	1.0	2/4/2011
Total Alkalinity	SM 2320B	27	mg/L as CaCO3	1.0	2/4/2011
Chloride	EPA 300.0	4.8	mg/L	2.0	2/5/2011
Fluoride	EPA 300.0	2.2	mg/L	0.20	2/5/2011
Sulfate	EPA 300.0	310	mg/L	2.0	2/5/2011
Nitrate Nitrogen	EPA 300.0	2.0	mg/L	1.0	2/5/2011
Nitrite Nitrogen	EPA 300.0	0.085	mg/L	0.050	2/5/2011
Total Dissolved Solids (TDS)	SM 2540C	560	mg/L	10	2/7/2011
Aluminum	EPA 200.7	<0.045	mg/L	0.045	2/10/2011
Barium	EPA 200.7	0.018	mg/L	0.010	2/10/2011
Beryllium	EPA 200.7	<0.0010	mg/L	0.0010	2/10/2011
Bismuth	EPA 200.7	<0.10	mg/L	0.10	2/10/2011
Boron	EPA 200.7	<0.10	mg/L	0.10	2/10/2011
Cadmium	EPA 200.7	<0.0010	mg/L	0.0010	2/10/2011
Calcium	EPA 200.7	99	mg/L	0.50	2/10/2011
Chromium	EPA 200.7	<0.0050	mg/L	0.0050	2/10/2011
Cobalt	EPA 200.7	<0.010	mg/L	0.010	2/10/2011

Customer Sample ID: SRK 0864 WK:1 **Collect Date/Time:** 2/4/2011 09:00
WETLAB Sample ID: 1102063-016 **Receive Date:** 2/4/2011 16:20

PROFILE II

Parameter	Method	Results	Units	Reporting Limit	Date Analyzed
Copper	EPA 200.7	<0.050	mg/L	0.050	2/10/2011
Gallium	EPA 200.7	<0.10	mg/L	0.10	2/10/2011
Iron	EPA 200.7	<0.010	mg/L	0.010	2/10/2011
Lithium	EPA 200.7	<0.10	mg/L	0.10	2/10/2011
Magnesium	EPA 200.7	19	mg/L	0.50	2/10/2011
Manganese	EPA 200.7	0.12	mg/L	0.0050	2/10/2011
Molybdenum	EPA 200.7	0.075	mg/L	0.010	2/10/2011
Nickel	EPA 200.7	<0.010	mg/L	0.010	2/10/2011
Phosphorus	EPA 200.7	<0.50	mg/L	0.50	2/10/2011
Potassium	EPA 200.7	4.8	mg/L	0.50	2/10/2011
Scandium	EPA 200.7	<0.10	mg/L	0.10	2/10/2011
Silver	EPA 200.7	<0.0050	mg/L	0.0050	2/10/2011
Sodium	EPA 200.7	29	mg/L	0.50	2/10/2011
Strontium	EPA 200.7	0.44	mg/L	0.10	2/10/2011
Tin	EPA 200.7	<0.10	mg/L	0.10	2/10/2011
Titanium	EPA 200.7	<0.10	mg/L	0.10	2/10/2011
Vanadium	EPA 200.7	0.026	mg/L	0.010	2/10/2011
Zinc	EPA 200.7	<0.010	mg/L	0.010	2/10/2011
Mercury	EPA 200.8	<0.00010	mg/L	0.00010	2/14/2011
Antimony	EPA 200.8	<0.0025	mg/L	0.0025	2/14/2011
Arsenic	EPA 200.8	<0.0050	mg/L	0.0050	2/14/2011
Lead	EPA 200.8	<0.0025	mg/L	0.0025	2/14/2011
Selenium	EPA 200.8	<0.0050	mg/L	0.0050	2/14/2011
Thallium	EPA 200.8	<0.0010	mg/L	0.0010	2/14/2011
Anions	Calculation	7.39	meq/L	0.10	
Cations	Calculation	7.89	meq/L	0.10	
Error	Calculation	3.3	%	1.0	

Customer Sample ID: SRK 0866 WK:1 **Collect Date/Time:** 2/4/2011 09:00
WETLAB Sample ID: 1102063-017 **Receive Date:** 2/4/2011 16:20

PROFILE II

Parameter	Method	Results	Units	Reporting Limit	Date Analyzed
pH	SM 4500-H+ B	7.42	pH Units		2/4/2011
Bicarbonate (HCO3)	SM 2320B	21	mg/L	1.0	2/4/2011
Carbonate (CO3)	SM 2320B	<1.0	mg/L	1.0	2/4/2011
Hydroxide (OH)	SM 2320B	<1.0	mg/L	1.0	2/4/2011
Total Alkalinity	SM 2320B	17	mg/L as CaCO3	1.0	2/4/2011
Chloride	EPA 300.0	3.7	mg/L	1.0	2/5/2011
Fluoride	EPA 300.0	1.4	mg/L	0.10	2/5/2011
Sulfate	EPA 300.0	130	mg/L	1.0	2/5/2011

Customer Sample ID: SRK 0866 WK:1 **Collect Date/Time:** 2/4/2011 09:00

WETLAB Sample ID: 1102063-017 **Receive Date:** 2/4/2011 16:20

PROFILE II

Parameter	Method	Results	Units	Reporting Limit	Date Analyzed
Nitrate Nitrogen	EPA 300.0	1.2	mg/L	1.0	2/5/2011
Nitrite Nitrogen	EPA 300.0	0.029	mg/L	0.025	2/5/2011
Total Dissolved Solids (TDS)	SM 2540C	220	mg/L	10	2/7/2011
Aluminum	EPA 200.7	<0.045	mg/L	0.045	2/10/2011
Barium	EPA 200.7	0.012	mg/L	0.010	2/10/2011
Beryllium	EPA 200.7	<0.0010	mg/L	0.0010	2/10/2011
Bismuth	EPA 200.7	<0.10	mg/L	0.10	2/10/2011
Boron	EPA 200.7	<0.10	mg/L	0.10	2/10/2011
Cadmium	EPA 200.7	<0.0010	mg/L	0.0010	2/10/2011
Calcium	EPA 200.7	50	mg/L	0.50	2/10/2011
Chromium	EPA 200.7	<0.0050	mg/L	0.0050	2/10/2011
Cobalt	EPA 200.7	<0.010	mg/L	0.010	2/10/2011
Copper	EPA 200.7	<0.050	mg/L	0.050	2/10/2011
Gallium	EPA 200.7	<0.10	mg/L	0.10	2/10/2011
Iron	EPA 200.7	<0.010	mg/L	0.010	2/10/2011
Lithium	EPA 200.7	<0.10	mg/L	0.10	2/10/2011
Magnesium	EPA 200.7	6.7	mg/L	0.50	2/10/2011
Manganese	EPA 200.7	0.093	mg/L	0.0050	2/10/2011
Molybdenum	EPA 200.7	0.026	mg/L	0.010	2/10/2011
Nickel	EPA 200.7	<0.010	mg/L	0.010	2/10/2011
Phosphorus	EPA 200.7	<0.50	mg/L	0.50	2/10/2011
Potassium	EPA 200.7	4.7	mg/L	0.50	2/10/2011
Scandium	EPA 200.7	<0.10	mg/L	0.10	2/10/2011
Silver	EPA 200.7	<0.0050	mg/L	0.0050	2/10/2011
Sodium	EPA 200.7	9.3	mg/L	0.50	2/10/2011
Strontium	EPA 200.7	0.52	mg/L	0.10	2/10/2011
Tin	EPA 200.7	<0.10	mg/L	0.10	2/10/2011
Titanium	EPA 200.7	<0.10	mg/L	0.10	2/10/2011
Vanadium	EPA 200.7	<0.010	mg/L	0.010	2/10/2011
Zinc	EPA 200.7	<0.010	mg/L	0.010	2/10/2011
Mercury	EPA 200.8	<0.00010	mg/L	0.00010	2/14/2011
Antimony	EPA 200.8	<0.0025	mg/L	0.0025	2/14/2011
Arsenic	EPA 200.8	<0.0050	mg/L	0.0050	2/14/2011
Lead	EPA 200.8	<0.0025	mg/L	0.0025	2/14/2011
Selenium	EPA 200.8	<0.0050	mg/L	0.0050	2/14/2011
Thallium	EPA 200.8	<0.0010	mg/L	0.0010	2/14/2011
Anions	Calculation	3.31	meq/L	0.10	
Cations	Calculation	3.57	meq/L	0.10	
Error	Calculation	3.8	%	1.0	

Customer Sample ID: SRK 0867 WK:1 **Collect Date/Time:** 2/4/2011 09:00

WETLAB Sample ID: 1102063-018 **Receive Date:** 2/4/2011 16:20

PROFILE II

Parameter	Method	Results	Units	Reporting Limit	Date Analyzed
pH	SM 4500-H+ B	6.78	pH Units		2/4/2011
Bicarbonate (HCO3)	SM 2320B	12	mg/L	1.0	2/4/2011
Carbonate (CO3)	SM 2320B	<1.0	mg/L	1.0	2/4/2011
Hydroxide (OH)	SM 2320B	<1.0	mg/L	1.0	2/4/2011
Total Alkalinity	SM 2320B	10	mg/L as CaCO3	1.0	2/4/2011
Chloride	EPA 300.0	6.2	mg/L	2.0	2/5/2011
Fluoride	EPA 300.0	1.2	mg/L	0.20	2/5/2011
Sulfate	EPA 300.0	530	mg/L	2.0	2/5/2011
Nitrate Nitrogen	EPA 300.0	<1.0	mg/L	1.0	2/5/2011
Nitrite Nitrogen	EPA 300.0	<0.050	mg/L	0.050	2/5/2011
Total Dissolved Solids (TDS)	SM 2540C	900	mg/L	10	2/7/2011
Aluminum	EPA 200.7	0.055	mg/L	0.045	2/10/2011
Barium	EPA 200.7	<0.010	mg/L	0.010	2/10/2011
Beryllium	EPA 200.7	<0.0010	mg/L	0.0010	2/10/2011
Bismuth	EPA 200.7	<0.10	mg/L	0.10	2/10/2011
Boron	EPA 200.7	0.32	mg/L	0.10	2/10/2011
Cadmium	EPA 200.7	0.0047	mg/L	0.0010	2/10/2011
Calcium	EPA 200.7	200	mg/L	0.50	2/10/2011
Chromium	EPA 200.7	<0.0050	mg/L	0.0050	2/10/2011
Cobalt	EPA 200.7	0.070	mg/L	0.010	2/10/2011
Copper	EPA 200.7	0.72	mg/L	0.050	2/10/2011
Gallium	EPA 200.7	<0.10	mg/L	0.10	2/10/2011
Iron	EPA 200.7	<0.010	mg/L	0.010	2/10/2011
Lithium	EPA 200.7	0.31	mg/L	0.10	2/10/2011
Magnesium	EPA 200.7	22	mg/L	0.50	2/10/2011
Manganese	EPA 200.7	6.2	mg/L	0.0050	2/10/2011
Molybdenum	EPA 200.7	<0.010	mg/L	0.010	2/10/2011
Nickel	EPA 200.7	0.083	mg/L	0.010	2/10/2011
Phosphorus	EPA 200.7	<0.50	mg/L	0.50	2/10/2011
Potassium	EPA 200.7	7.5	mg/L	0.50	2/10/2011
Scandium	EPA 200.7	<0.10	mg/L	0.10	2/10/2011
Silver	EPA 200.7	<0.0050	mg/L	0.0050	2/10/2011
Sodium	EPA 200.7	12	mg/L	0.50	2/10/2011
Strontium	EPA 200.7	0.49	mg/L	0.10	2/10/2011
Tin	EPA 200.7	<0.10	mg/L	0.10	2/10/2011
Titanium	EPA 200.7	<0.10	mg/L	0.10	2/10/2011
Vanadium	EPA 200.7	0.022	mg/L	0.010	2/10/2011
Zinc	EPA 200.7	0.12	mg/L	0.010	2/10/2011
Mercury	EPA 200.8	<0.00010	mg/L	0.00010	2/14/2011
Antimony	EPA 200.8	0.0027	mg/L	0.0025	2/14/2011
Arsenic	EPA 200.8	<0.0050	mg/L	0.0050	2/14/2011

Customer Sample ID: SRK 0867 WK:1 **Collect Date/Time:** 2/4/2011 09:00
WETLAB Sample ID: 1102063-018 **Receive Date:** 2/4/2011 16:20

PROFILE II

Parameter	Method	Results	Units	Reporting Limit	Date Analyzed
Lead	EPA 200.8	<0.0025	mg/L	0.0025	2/14/2011
Selenium	EPA 200.8	0.016	mg/L	0.0050	2/14/2011
Thallium	EPA 200.8	<0.0010	mg/L	0.0010	2/14/2011
Anions	Calculation	11.5	meq/L	0.10	
Cations	Calculation	12.8	meq/L	0.10	
Error	Calculation	5.3	%	1.0	

Customer Sample ID: SRK 0872 WK:1 **Collect Date/Time:** 2/4/2011 09:00
WETLAB Sample ID: 1102063-019 **Receive Date:** 2/4/2011 16:20

PROFILE II

Parameter	Method	Results	Units	Reporting Limit	Date Analyzed
pH	SM 4500-H+ B	7.00	pH Units		2/4/2011
Bicarbonate (HCO3)	SM 2320B	18	mg/L	1.0	2/4/2011
Carbonate (CO3)	SM 2320B	<1.0	mg/L	1.0	2/4/2011
Hydroxide (OH)	SM 2320B	<1.0	mg/L	1.0	2/4/2011
Total Alkalinity	SM 2320B	15	mg/L as CaCO3	1.0	2/4/2011
Chloride	EPA 300.0	<5.0	mg/L	5.0	2/5/2011
Fluoride	EPA 300.0	0.74	mg/L	0.50	2/5/2011
Sulfate	EPA 300.0	830	mg/L	5.0	2/5/2011
Nitrate Nitrogen	EPA 300.0	<1.0	mg/L	1.0	2/5/2011
Nitrite Nitrogen	EPA 300.0	<0.12	mg/L	0.12	2/5/2011
Total Dissolved Solids (TDS)	SM 2540C	1400	mg/L	10	2/7/2011
Aluminum	EPA 200.7	0.068	mg/L	0.045	2/10/2011
Barium	EPA 200.7	<0.010	mg/L	0.010	2/10/2011
Beryllium	EPA 200.7	<0.0010	mg/L	0.0010	2/10/2011
Bismuth	EPA 200.7	<0.10	mg/L	0.10	2/10/2011
Boron	EPA 200.7	<0.10	mg/L	0.10	2/10/2011
Cadmium	EPA 200.7	0.0027	mg/L	0.0010	2/10/2011
Calcium	EPA 200.7	330	mg/L	0.50	2/10/2011
Chromium	EPA 200.7	<0.0050	mg/L	0.0050	2/10/2011
Cobalt	EPA 200.7	0.024	mg/L	0.010	2/10/2011
Copper	EPA 200.7	0.14	mg/L	0.050	2/10/2011
Gallium	EPA 200.7	<0.10	mg/L	0.10	2/10/2011
Iron	EPA 200.7	<0.010	mg/L	0.010	2/10/2011
Lithium	EPA 200.7	<0.10	mg/L	0.10	2/10/2011
Magnesium	EPA 200.7	19	mg/L	0.50	2/10/2011
Manganese	EPA 200.7	3.8	mg/L	0.0050	2/10/2011
Molybdenum	EPA 200.7	<0.010	mg/L	0.010	2/10/2011
Nickel	EPA 200.7	0.014	mg/L	0.010	2/10/2011
Phosphorus	EPA 200.7	<0.50	mg/L	0.50	2/10/2011

Customer Sample ID: SRK 0872 WK:1 **Collect Date/Time:** 2/4/2011 09:00

WETLAB Sample ID: 1102063-019 **Receive Date:** 2/4/2011 16:20

PROFILE II

Parameter	Method	Results	Units	Reporting Limit	Date Analyzed
Potassium	EPA 200.7	4.4	mg/L	0.50	2/10/2011
Scandium	EPA 200.7	<0.10	mg/L	0.10	2/10/2011
Silver	EPA 200.7	<0.0050	mg/L	0.0050	2/10/2011
Sodium	EPA 200.7	6.0	mg/L	0.50	2/10/2011
Strontium	EPA 200.7	0.29	mg/L	0.10	2/10/2011
Tin	EPA 200.7	<0.10	mg/L	0.10	2/10/2011
Titanium	EPA 200.7	<0.10	mg/L	0.10	2/10/2011
Vanadium	EPA 200.7	0.021	mg/L	0.010	2/10/2011
Zinc	EPA 200.7	0.084	mg/L	0.010	2/10/2011
Mercury	EPA 200.8	<0.00010	mg/L	0.00010	2/14/2011
Antimony	EPA 200.8	<0.0025	mg/L	0.0025	2/14/2011
Arsenic	EPA 200.8	<0.0050	mg/L	0.0050	2/14/2011
Lead	EPA 200.8	<0.0025	mg/L	0.0025	2/14/2011
Selenium	EPA 200.8	0.014	mg/L	0.0050	2/14/2011
Thallium	EPA 200.8	<0.0010	mg/L	0.0010	2/14/2011
Anions	Calculation	17.7	meq/L	0.10	
Cations	Calculation	18.6	meq/L	0.10	
Error	Calculation	2.3	%	1.0	

Western Environmental Testing Laboratory
QC Report

QCBatchID	QCType	Parameter	Method	Result	Units
QC1102176	Blank 1	Fluoride	EPA 300.0	<0.10	mg/L
QC1102176	Blank 2	Fluoride	EPA 300.0	<0.10	mg/L
QC1102176	Blank 3	Fluoride	EPA 300.0	<0.10	mg/L
QC1102177	Blank 1	Chloride	EPA 300.0	<1.0	mg/L
QC1102177	Blank 2	Chloride	EPA 300.0	<1.0	mg/L
QC1102177	Blank 3	Chloride	EPA 300.0	<1.0	mg/L
QC1102178	Blank 1	Nitrite Nitrogen	EPA 300.0	<0.025	mg/L
QC1102178	Blank 2	Nitrite Nitrogen	EPA 300.0	<0.025	mg/L
QC1102178	Blank 3	Nitrite Nitrogen	EPA 300.0	<0.025	mg/L
QC1102179	Blank 1	Nitrate Nitrogen	EPA 300.0	<1.0	mg/L
QC1102179	Blank 2	Nitrate Nitrogen	EPA 300.0	<1.0	mg/L
QC1102179	Blank 3	Nitrate Nitrogen	EPA 300.0	<1.0	mg/L
QC1102180	Blank 1	Sulfate	EPA 300.0	<1.0	mg/L
QC1102180	Blank 2	Sulfate	EPA 300.0	<1.0	mg/L
QC1102180	Blank 3	Sulfate	EPA 300.0	<1.0	mg/L
QC1102182	Blank 1	Fluoride	EPA 300.0	<0.10	mg/L
QC1102182	Blank 2	Fluoride	EPA 300.0	<0.10	mg/L
QC1102182	Blank 3	Fluoride	EPA 300.0	<0.10	mg/L
QC1102183	Blank 1	Chloride	EPA 300.0	<1.0	mg/L
QC1102183	Blank 2	Chloride	EPA 300.0	<1.0	mg/L
QC1102184	Blank 1	Nitrite Nitrogen	EPA 300.0	<0.025	mg/L
QC1102184	Blank 2	Nitrite Nitrogen	EPA 300.0	<0.025	mg/L
QC1102185	Blank 1	Nitrate Nitrogen	EPA 300.0	<1.0	mg/L
QC1102185	Blank 2	Nitrate Nitrogen	EPA 300.0	<1.0	mg/L
QC1102186	Blank 1	Sulfate	EPA 300.0	<1.0	mg/L
QC1102186	Blank 2	Sulfate	EPA 300.0	<1.0	mg/L
QC1102186	Blank 3	Sulfate	EPA 300.0	<1.0	mg/L
QC1102250	Blank 1	Total Dissolved Solids (TDS)	SM 2540C	<10	mg/L
QC1102250	Blank 2	Total Dissolved Solids (TDS)	SM 2540C	<10	mg/L
QC1102269	Blank 1	Fluoride	EPA 300.0	<0.10	mg/L
QC1102269	Blank 2	Fluoride	EPA 300.0	<0.10	mg/L
QC1102280	Blank 1	Sulfate	EPA 300.0	<1.0	mg/L
QC1102280	Blank 2	Sulfate	EPA 300.0	<1.0	mg/L
QC1102282	Blank 1	Sulfate	EPA 300.0	<1.0	mg/L
QC1102282	Blank 2	Sulfate	EPA 300.0	<1.0	mg/L
QC1102282	Blank 3	Sulfate	EPA 300.0	<1.0	mg/L
QC1102293	Blank 1	Aluminum, Dissolved	EPA 200.7	<0.045	mg/L
		Barium, Dissolved	EPA 200.7	<0.010	mg/L
		Beryllium, Dissolved	EPA 200.7	<0.0010	mg/L
		Bismuth, Dissolved	EPA 200.7	<0.10	mg/L
		Boron, Dissolved	EPA 200.7	<0.10	mg/L
		Cadmium, Dissolved	EPA 200.7	<0.0010	mg/L
		Calcium, Dissolved	EPA 200.7	<0.50	mg/L
		Chromium, Dissolved	EPA 200.7	<0.0050	mg/L
		Cobalt, Dissolved	EPA 200.7	<0.010	mg/L
		Copper, Dissolved	EPA 200.7	<0.050	mg/L
		Gallium, Dissolved	EPA 200.7	<0.10	mg/L
		Iron, Dissolved	EPA 200.7	<0.010	mg/L
		Lithium, Dissolved	EPA 200.7	<0.10	mg/L
		Magnesium, Dissolved	EPA 200.7	<0.50	mg/L

QCBatchID	QCType	Parameter	Method	Result	Units
		Manganese, Dissolved	EPA 200.7	<0.0050	mg/L
		Molybdenum, Dissolved	EPA 200.7	<0.010	mg/L
		Nickel, Dissolved	EPA 200.7	<0.010	mg/L
		Phosphorus, Dissolved	EPA 200.7	<0.50	mg/L
		Potassium, Dissolved	EPA 200.7	<0.50	mg/L
		Scandium, Dissolved	EPA 200.7	<0.10	mg/L
		Silver, Dissolved	EPA 200.7	<0.0050	mg/L
		Sodium, Dissolved	EPA 200.7	<0.50	mg/L
		Strontium, Dissolved	EPA 200.7	<0.10	mg/L
		Tin, Dissolved	EPA 200.7	<0.10	mg/L
		Titanium, Dissolved	EPA 200.7	<0.10	mg/L
		Vanadium, Dissolved	EPA 200.7	<0.010	mg/L
		Zinc, Dissolved	EPA 200.7	<0.010	mg/L
QC1102294	Blank 1	Aluminum, Dissolved	EPA 200.7	<0.045	mg/L
		Barium, Dissolved	EPA 200.7	<0.010	mg/L
		Beryllium, Dissolved	EPA 200.7	<0.0010	mg/L
		Bismuth, Dissolved	EPA 200.7	<0.10	mg/L
		Boron, Dissolved	EPA 200.7	<0.10	mg/L
		Cadmium, Dissolved	EPA 200.7	<0.0010	mg/L
		Calcium, Dissolved	EPA 200.7	<0.50	mg/L
		Chromium, Dissolved	EPA 200.7	<0.0050	mg/L
		Cobalt, Dissolved	EPA 200.7	<0.010	mg/L
		Copper, Dissolved	EPA 200.7	<0.050	mg/L
		Gallium, Dissolved	EPA 200.7	<0.10	mg/L
		Iron, Dissolved	EPA 200.7	<0.010	mg/L
		Lithium, Dissolved	EPA 200.7	<0.10	mg/L
		Magnesium, Dissolved	EPA 200.7	<0.50	mg/L
		Manganese, Dissolved	EPA 200.7	<0.0050	mg/L
		Molybdenum, Dissolved	EPA 200.7	<0.010	mg/L
		Nickel, Dissolved	EPA 200.7	<0.010	mg/L
		Phosphorus, Dissolved	EPA 200.7	<0.50	mg/L
		Potassium, Dissolved	EPA 200.7	<0.50	mg/L
		Scandium, Dissolved	EPA 200.7	<0.10	mg/L
		Silver, Dissolved	EPA 200.7	<0.0050	mg/L
		Sodium, Dissolved	EPA 200.7	<0.50	mg/L
		Strontium, Dissolved	EPA 200.7	<0.10	mg/L
		Tin, Dissolved	EPA 200.7	<0.10	mg/L
		Titanium, Dissolved	EPA 200.7	<0.10	mg/L
		Vanadium, Dissolved	EPA 200.7	<0.010	mg/L
		Zinc, Dissolved	EPA 200.7	<0.010	mg/L
QC1102295	Blank 1	Aluminum, Dissolved	EPA 200.7	<0.045	mg/L
		Barium, Dissolved	EPA 200.7	<0.010	mg/L
		Beryllium, Dissolved	EPA 200.7	<0.0010	mg/L
		Bismuth, Dissolved	EPA 200.7	<0.10	mg/L
		Boron, Dissolved	EPA 200.7	<0.10	mg/L
		Cadmium, Dissolved	EPA 200.7	<0.0010	mg/L
		Calcium, Dissolved	EPA 200.7	<0.50	mg/L
		Chromium, Dissolved	EPA 200.7	<0.0050	mg/L
		Cobalt, Dissolved	EPA 200.7	<0.010	mg/L
		Copper, Dissolved	EPA 200.7	<0.050	mg/L
		Gallium, Dissolved	EPA 200.7	<0.10	mg/L
		Iron, Dissolved	EPA 200.7	<0.010	mg/L
		Lithium, Dissolved	EPA 200.7	<0.10	mg/L
		Magnesium, Dissolved	EPA 200.7	<0.50	mg/L
		Manganese, Dissolved	EPA 200.7	<0.0050	mg/L
		Molybdenum, Dissolved	EPA 200.7	<0.010	mg/L

QCBatchID	QCType	Parameter	Method	Result	Units
		Nickel, Dissolved	EPA 200.7	<0.010	mg/L
		Phosphorus, Dissolved	EPA 200.7	<0.50	mg/L
		Potassium, Dissolved	EPA 200.7	<0.50	mg/L
		Scandium, Dissolved	EPA 200.7	<0.10	mg/L
		Silver, Dissolved	EPA 200.7	<0.0050	mg/L
		Sodium, Dissolved	EPA 200.7	<0.50	mg/L
		Strontium, Dissolved	EPA 200.7	<0.10	mg/L
		Tin, Dissolved	EPA 200.7	<0.10	mg/L
		Titanium, Dissolved	EPA 200.7	<0.10	mg/L
		Vanadium, Dissolved	EPA 200.7	<0.010	mg/L
		Zinc, Dissolved	EPA 200.7	<0.010	mg/L
QC1102315	Blank 1	Total Dissolved Solids (TDS)	SM 2540C	<10	mg/L
QC1102378	Blank 1	Mercury, Dissolved	EPA 200.8	<0.00010	mg/L
		Antimony, Dissolved	EPA 200.8	<0.0025	mg/L
		Arsenic, Dissolved	EPA 200.8	<0.0050	mg/L
		Lead, Dissolved	EPA 200.8	<0.0025	mg/L
		Selenium, Dissolved	EPA 200.8	<0.0050	mg/L
		Thallium, Dissolved	EPA 200.8	<0.0010	mg/L
QC1102379	Blank 1	Mercury, Dissolved	EPA 200.8	<0.00010	mg/L
		Antimony, Dissolved	EPA 200.8	<0.0025	mg/L
		Arsenic, Dissolved	EPA 200.8	<0.0050	mg/L
		Lead, Dissolved	EPA 200.8	<0.0025	mg/L
		Selenium, Dissolved	EPA 200.8	<0.0050	mg/L
		Thallium, Dissolved	EPA 200.8	<0.0010	mg/L
QC1102380	Blank 1	Mercury, Dissolved	EPA 200.8	<0.00010	mg/L
		Antimony, Dissolved	EPA 200.8	<0.0025	mg/L
		Arsenic, Dissolved	EPA 200.8	<0.0050	mg/L
		Lead, Dissolved	EPA 200.8	<0.0025	mg/L
		Selenium, Dissolved	EPA 200.8	<0.0050	mg/L
		Thallium, Dissolved	EPA 200.8	<0.0010	mg/L

QCBatchID	QCType	Parameter	Method	Result	Actual	% Recovery	Units
QC1102165	LCS 1	pH	SM 4500-H+ B	7.01	7.00	100	pH Units
QC1102165	LCS 2	pH	SM 4500-H+ B	7.01	7.00	100	pH Units
QC1102166	LCS 1	Alkalinity	SM 2320B	95.2	100	95	mg/L
QC1102166	LCS 2	Alkalinity	SM 2320B	95.6	100	96	mg/L
QC1102176	LCS 1	Fluoride	EPA 300.0	1.92	2.00	96	mg/L
QC1102177	LCS 1	Chloride	EPA 300.0	9.99	10.0	100	mg/L
QC1102178	LCS 1	Nitrite Nitrogen	EPA 300.0	0.517	0.500	103	mg/L
QC1102179	LCS 1	Nitrate Nitrogen	EPA 300.0	2.02	2.00	101	mg/L
QC1102180	LCS 1	Sulfate	EPA 300.0	25.4	25.0	102	mg/L
QC1102182	LCS 1	Fluoride	EPA 300.0	1.92	2.00	96	mg/L
QC1102183	LCS 1	Chloride	EPA 300.0	9.99	10.0	100	mg/L
QC1102184	LCS 1	Nitrite Nitrogen	EPA 300.0	0.517	0.500	103	mg/L
QC1102185	LCS 1	Nitrate Nitrogen	EPA 300.0	2.02	2.00	101	mg/L
QC1102186	LCS 1	Sulfate	EPA 300.0	25.4	25.0	102	mg/L
QC1102250	LCS 1	Total Dissolved Solids (TDS)	SM 2540C	152	150	101	mg/L
QC1102250	LCS 2	Total Dissolved Solids (TDS)	SM 2540C	147	150	98	mg/L
QC1102269	LCS 1	Fluoride	EPA 300.0	2.17	2.00	109	mg/L
QC1102280	LCS 1	Sulfate	EPA 300.0	23.0	25.0	92	mg/L
QC1102282	LCS 1	Sulfate	EPA 300.0	5.15	5.00	103	mg/L
QC1102293	LCS 1	Aluminum	EPA 200.7	1.05	1.00	105	mg/L
		Barium	EPA 200.7	1.06	1.00	106	mg/L
		Beryllium	EPA 200.7	1.07	1.00	107	mg/L
		Bismuth	EPA 200.7	1.08	1.00	108	mg/L
		Boron	EPA 200.7	1.02	1.00	102	mg/L

QCBatchID	QCType	Parameter	Method	Result	Actual	% Recovery	Units
		Cadmium	EPA 200.7	1.08	1.00	108	mg/L
		Calcium	EPA 200.7	10.5	10.0	105	mg/L
		Chromium	EPA 200.7	1.05	1.00	105	mg/L
		Cobalt	EPA 200.7	1.07	1.00	107	mg/L
		Copper	EPA 200.7	5.27	5.00	105	mg/L
		Gallium	EPA 200.7	1.06	1.00	106	mg/L
		Iron	EPA 200.7	1.05	1.00	105	mg/L
		Lithium	EPA 200.7	1.01	1.00	101	mg/L
		Magnesium	EPA 200.7	10.4	10.0	104	mg/L
		Manganese	EPA 200.7	1.05	1.00	105	mg/L
		Molybdenum	EPA 200.7	1.07	1.00	107	mg/L
		Nickel	EPA 200.7	5.35	5.00	107	mg/L
		Phosphorus	EPA 200.7	5.44	5.00	109	mg/L
		Potassium	EPA 200.7	10.3	10.0	103	mg/L
		Scandium	EPA 200.7	1.05	1.00	105	mg/L
		Silver	EPA 200.7	0.098	0.090	109	mg/L
		Sodium	EPA 200.7	10.3	10.0	103	mg/L
		Strontium	EPA 200.7	1.02	1.00	102	mg/L
		Tin	EPA 200.7	1.07	1.00	107	mg/L
		Titanium	EPA 200.7	1.04	1.00	104	mg/L
		Vanadium	EPA 200.7	1.05	1.00	105	mg/L
		Zinc	EPA 200.7	1.10	1.00	110	mg/L
QC1102294	LCS 1	Aluminum	EPA 200.7	1.05	1.00	105	mg/L
		Barium	EPA 200.7	1.06	1.00	106	mg/L
		Beryllium	EPA 200.7	1.07	1.00	107	mg/L
		Bismuth	EPA 200.7	1.08	1.00	108	mg/L
		Boron	EPA 200.7	1.02	1.00	102	mg/L
		Cadmium	EPA 200.7	1.08	1.00	108	mg/L
		Calcium	EPA 200.7	10.5	10.0	105	mg/L
		Chromium	EPA 200.7	1.05	1.00	105	mg/L
		Cobalt	EPA 200.7	1.07	1.00	107	mg/L
		Copper	EPA 200.7	5.27	5.00	105	mg/L
		Gallium	EPA 200.7	1.06	1.00	106	mg/L
		Iron	EPA 200.7	1.05	1.00	105	mg/L
		Lithium	EPA 200.7	1.01	1.00	101	mg/L
		Magnesium	EPA 200.7	10.4	10.0	104	mg/L
		Manganese	EPA 200.7	1.05	1.00	105	mg/L
		Molybdenum	EPA 200.7	1.07	1.00	107	mg/L
		Nickel	EPA 200.7	5.35	5.00	107	mg/L
		Phosphorus	EPA 200.7	5.44	5.00	109	mg/L
		Potassium	EPA 200.7	10.3	10.0	103	mg/L
		Scandium	EPA 200.7	1.05	1.00	105	mg/L
		Silver	EPA 200.7	0.098	0.090	109	mg/L
		Sodium	EPA 200.7	10.3	10.0	103	mg/L
		Strontium	EPA 200.7	1.02	1.00	102	mg/L
		Tin	EPA 200.7	1.07	1.00	107	mg/L
		Titanium	EPA 200.7	1.04	1.00	104	mg/L
		Vanadium	EPA 200.7	1.05	1.00	105	mg/L
		Zinc	EPA 200.7	1.10	1.00	110	mg/L
QC1102295	LCS 1	Aluminum	EPA 200.7	1.08	1.00	108	mg/L
		Barium	EPA 200.7	1.08	1.00	108	mg/L
		Beryllium	EPA 200.7	1.07	1.00	107	mg/L
		Bismuth	EPA 200.7	1.08	1.00	108	mg/L
		Boron	EPA 200.7	1.04	1.00	104	mg/L
		Cadmium	EPA 200.7	1.07	1.00	107	mg/L
		Calcium	EPA 200.7	10.4	10.0	104	mg/L

QCBatchID	QCType	Parameter	Method	Result	Actual	% Recovery	Units
		Chromium	EPA 200.7	1.06	1.00	106	mg/L
		Cobalt	EPA 200.7	1.07	1.00	107	mg/L
		Copper	EPA 200.7	5.43	5.00	109	mg/L
		Gallium	EPA 200.7	1.09	1.00	109	mg/L
		Iron	EPA 200.7	1.07	1.00	107	mg/L
		Lithium	EPA 200.7	1.05	1.00	105	mg/L
		Magnesium	EPA 200.7	10.4	10.0	104	mg/L
		Manganese	EPA 200.7	1.03	1.00	103	mg/L
		Molybdenum	EPA 200.7	1.07	1.00	107	mg/L
		Nickel	EPA 200.7	5.39	5.00	108	mg/L
		Phosphorus	EPA 200.7	5.40	5.00	108	mg/L
		Potassium	EPA 200.7	10.8	10.0	108	mg/L
		Scandium	EPA 200.7	1.08	1.00	108	mg/L
		Silver	EPA 200.7	0.098	0.090	109	mg/L
		Sodium	EPA 200.7	10.8	10.0	108	mg/L
		Strontium	EPA 200.7	1.06	1.00	106	mg/L
		Tin	EPA 200.7	1.05	1.00	105	mg/L
		Titanium	EPA 200.7	1.08	1.00	108	mg/L
		Vanadium	EPA 200.7	1.07	1.00	107	mg/L
		Zinc	EPA 200.7	1.10	1.00	110	mg/L
QC1102315	LCS 1	Total Dissolved Solids (TDS)	SM 2540C	156	150	104	mg/L
QC1102378	LCS 1	Mercury	EPA 200.8	0.001132	0.001	113	mg/L
		Antimony	EPA 200.8	0.0113	0.010	113	mg/L
		Arsenic	EPA 200.8	0.0566	0.050	113	mg/L
		Lead	EPA 200.8	0.0110	0.010	110	mg/L
		Selenium	EPA 200.8	0.0544	0.050	109	mg/L
		Thallium	EPA 200.8	0.0110	0.010	110	mg/L
QC1102379	LCS 1	Mercury	EPA 200.8	0.001132	0.001	113	mg/L
		Antimony	EPA 200.8	0.0113	0.010	113	mg/L
		Arsenic	EPA 200.8	0.0566	0.050	113	mg/L
		Lead	EPA 200.8	0.0110	0.010	110	mg/L
		Selenium	EPA 200.8	0.0544	0.050	109	mg/L
		Thallium	EPA 200.8	0.0110	0.010	110	mg/L
QC1102380	LCS 1	Mercury	EPA 200.8	0.001116	0.001	112	mg/L
		Antimony	EPA 200.8	0.0113	0.010	113	mg/L
		Arsenic	EPA 200.8	0.0565	0.050	113	mg/L
		Lead	EPA 200.8	0.0112	0.010	112	mg/L
		Selenium	EPA 200.8	0.0561	0.050	112	mg/L
		Thallium	EPA 200.8	0.0112	0.010	112	mg/L

QCBatchID	QCType	Parameter	Method	Duplicate Sample	Sample Result	Duplicate Result	Units	RPD
QC1102165	Duplicate 1	pH	SM 4500-H+ B	1102056-001	7.69	7.68	pH Units	<1%
QC1102165	Duplicate 2	pH	SM 4500-H+ B	1102059-002	7.86	7.84	pH Units	<1%
QC1102165	Duplicate 3	pH	SM 4500-H+ B	1102063-007	8.01	8.04	pH Units	<1%
QC1102165	Duplicate 4	pH	SM 4500-H+ B	1102063-017	7.42	7.36	pH Units	1 %
QC1102166	Duplicate 1	Bicarbonate (HCO3)	SM 2320B	1102056-001	170	170	mg/L	<1%
		Carbonate (CO3)	SM 2320B	1102056-001	<1.000	<1.000	mg/L	<1%
		Hydroxide (OH)	SM 2320B	1102056-001	<1.000	<1.000	mg/L	<1%
		Total Alkalinity	SM 2320B	1102056-001	139	140	mg/L as CaCO3	<1%
QC1102166	Duplicate 2	Bicarbonate (HCO3)	SM 2320B	1102059-002	213	213	mg/L	<1%
		Carbonate (CO3)	SM 2320B	1102059-002	<1.000	<1.000	mg/L	<1%
		Hydroxide (OH)	SM 2320B	1102059-002	<1.000	<1.000	mg/L	<1%
		Total Alkalinity	SM 2320B	1102059-002	175	174	mg/L as CaCO3	<1%
QC1102166	Duplicate 3	Bicarbonate (HCO3)	SM 2320B	1102063-007	111	111	mg/L	<1%
		Carbonate (CO3)	SM 2320B	1102063-007	<1.000	<1.000	mg/L	<1%

QCBatchID	QCType	Parameter	Method	Duplicate Sample	Sample Result	Duplicate Result	Units	RPD
		Hydroxide (OH)	SM 2320B	1102063-007	<1.000	<1.000	mg/L	<1%
		Total Alkalinity	SM 2320B	1102063-007	91.1	91.4	mg/L as CaCO3	<1%
QC1102166	Duplicate 4	Bicarbonate (HCO3)	SM 2320B	1102063-017	20.6	19.2	mg/L	7 %
		Carbonate (CO3)	SM 2320B	1102063-017	<1.000	<1.000	mg/L	<1%
		Hydroxide (OH)	SM 2320B	1102063-017	<1.000	<1.000	mg/L	<1%
		Total Alkalinity	SM 2320B	1102063-017	16.8	15.8	mg/L as CaCO3	7 %
QC1102250	Duplicate 1	Total Dissolved Solids (TDS)	SM 2540C	1102052-001	606	608	mg/L	<1%
QC1102250	Duplicate 2	Total Dissolved Solids (TDS)	SM 2540C	1102056-009	535	523	mg/L	2 %
QC1102250	Duplicate 3	Total Dissolved Solids (TDS)	SM 2540C	1102063-010	282	280	mg/L	1 %
QC1102250	Duplicate 4	Total Dissolved Solids (TDS)	SM 2540C	1102065-001	1424	1400	mg/L	2 %
QC1102315	Duplicate 1	Total Dissolved Solids (TDS)	SM 2540C	1102082-001	579	577	mg/L	<1%
QC1102315	Duplicate 2	Total Dissolved Solids (TDS)	SM 2540C	1102098-008	301	309	mg/L	3 %
QC1102325	Duplicate 1	Acidity (Titrimetric)	SM 2310B	1102078-001	16.0	16.0	mg/L as CaCO3	<1%

QCBatchID	QCType	Parameter	Method	Spike Sample	Sample Result		MS Result	MSD Result	Spike Value	Units	MS % Rec.	MSD % Rec.	RPD
QC1102176	MS 1	Fluoride	EPA 300.0	1102059-001	<0.100		1.82	1.79	2.00	mg/L	89	88	2 %
QC1102176	MS 2	Fluoride	EPA 300.0	1102063-002	2.70	M	4.06	4.13	2.00	mg/L	NC	NC	NC
QC1102177	MS 1	Chloride	EPA 300.0	1102059-001	2.74		8.04	8.13	5.00	mg/L	106	108	1 %
QC1102177	MS 2	Chloride	EPA 300.0	1102063-002	2.72		7.92	7.92	5.00	mg/L	104	104	<1%
QC1102178	MS 1	Nitrite Nitrogen	EPA 300.0	1102059-001	<0.025		0.564	0.575	0.500	mg/L	110	113	2 %
QC1102178	MS 2	Nitrite Nitrogen	EPA 300.0	1102063-002	<0.025		0.541	0.540	0.500	mg/L	107	107	<1%
QC1102179	MS 1	Nitrate Nitrogen	EPA 300.0	1102059-001	<1.000		2.17	2.19	2.00	mg/L	107	108	1 %
QC1102179	MS 2	Nitrate Nitrogen	EPA 300.0	1102063-002	<1.000		2.05	2.10	2.00	mg/L	102	104	2 %
QC1102180	MS 1	Sulfate	EPA 300.0	1102059-001	65.2		74.0	74.1	10.0	mg/L	88	89	<1%
QC1102180	MS 2	Sulfate	EPA 300.0	1102063-002	72.1		80.7	80.7	10.0	mg/L	86	86	<1%
QC1102182	MS 1	Fluoride	EPA 300.0	1102063-013	2.63	M	3.97	3.97	2.00	mg/L	NC	NC	NC
QC1102182	MS 2	Fluoride	EPA 300.0	1101435-014	3.65		21.9	20.9	2.00	mg/L	91	86	5 %
QC1102183	MS 1	Chloride	EPA 300.0	1102063-013	<1.000		5.78	5.72	5.00	mg/L	106	105	1 %
QC1102184	MS 1	Nitrite Nitrogen	EPA 300.0	1102063-013	<0.025		0.541	0.540	0.500	mg/L	107	107	<1%
QC1102185	MS 1	Nitrate Nitrogen	EPA 300.0	1102063-013	<1.000		2.13	2.14	2.00	mg/L	104	104	<1%
QC1102186	MS 1	Sulfate	EPA 300.0	1102063-013	40.4		49.8	49.8	10.0	mg/L	94	95	<1%
QC1102186	MS 2	Sulfate	EPA 300.0	1101435-014	202		308	306	10.0	mg/L	105	104	1 %
QC1102269	MS 1	Fluoride	EPA 300.0	1102113-001	0.968		2.57	2.64	2.00	mg/L	80	83	3 %
QC1102280	MS 1	Sulfate	EPA 300.0	1102113-001	145	M	151	152	10.0	mg/L	NC	NC	NC
QC1102282	MS 1	Sulfate	EPA 300.0	1102100-019	40.5		60.8	60.7	10.0	mg/L	101	101	<1%
QC1102282	MS 2	Sulfate	EPA 300.0	1102100-027	<1.000		11.1	11.3	10.0	mg/L	104	106	2 %
QC1102293	MS 1	Aluminum, Dissolved	EPA 200.7	1102056-001	<0.045		0.955	0.952	1.00	mg/L	93	93	<1%
		Barium, Dissolved	EPA 200.7	1102056-001	0.223		1.25	1.25	1.00	mg/L	103	103	<1%
		Beryllium, Dissolved	EPA 200.7	1102056-001	<0.001		1.06	1.06	1.00	mg/L	106	106	<1%
		Bismuth, Dissolved	EPA 200.7	1102056-001	<0.100		0.984	0.986	1.00	mg/L	102	102	<1%
		Boron, Dissolved	EPA 200.7	1102056-001	0.300		1.36	1.37	1.00	mg/L	106	107	1 %
		Cadmium, Dissolved	EPA 200.7	1102056-001	<0.001		1.03	1.03	1.00	mg/L	103	103	<1%
		Calcium, Dissolved	EPA 200.7	1102056-001	137		146	145	10.0	mg/L	90	80	1 %
		Chromium, Dissolved	EPA 200.7	1102056-001	<0.005		1.03	1.03	1.00	mg/L	103	103	<1%
		Cobalt, Dissolved	EPA 200.7	1102056-001	<0.010		1.00	1.00	1.00	mg/L	100	100	<1%
		Copper, Dissolved	EPA 200.7	1102056-001	<0.050		5.06	5.09	5.00	mg/L	101	102	1 %
		Gallium, Dissolved	EPA 200.7	1102056-001	<0.100		0.962	0.963	1.00	mg/L	96	96	<1%
		Iron, Dissolved	EPA 200.7	1102056-001	<0.050		1.04	1.03	1.00	mg/L	104	103	1 %
		Lithium, Dissolved	EPA 200.7	1102056-001	<0.100		1.00	1.00	1.00	mg/L	99	99	<1%
		Magnesium, Dissolved	EPA 200.7	1102056-001	35.6		44.6	44.2	10.0	mg/L	90	86	1 %
		Manganese, Dissolved	EPA 200.7	1102056-001	<0.005		0.989	0.989	1.00	mg/L	101	101	<1%
		Molybdenum, Dissolved	EPA 200.7	1102056-001	<0.010		1.06	1.07	1.00	mg/L	107	108	1 %
		Nickel, Dissolved	EPA 200.7	1102056-001	<0.010		4.96	4.99	5.00	mg/L	99	100	1 %
		Phosphorus, Dissolved	EPA 200.7	1102056-001	<0.500		5.64	5.65	5.00	mg/L	110	110	<1%

QCBatchID	QCType	Parameter	Method	Spike Sample	Sample Result	MS Result	MSD Result	Spike Value	Units	MS % Rec.	MSD % Rec.	RPD
		Potassium, Dissolved	EPA 200.7	1102056-001	5.73	16.3	16.1	10.0	mg/L	106	104	1 %
		Scandium, Dissolved	EPA 200.7	1102056-001	<0.100	1.04	1.05	1.00	mg/L	104	105	1 %
		Silver, Dissolved	EPA 200.7	1102056-001	<0.005	0.093	0.095	0.090	mg/L	105	106	2 %
		Sodium, Dissolved	EPA 200.7	1102056-001	75.0	84.4	84.8	10.0	mg/L	94	98	<1%
		Strontium, Dissolved	EPA 200.7	1102056-001	1.24	2.22	2.22	1.00	mg/L	98	98	<1%
		Tin, Dissolved	EPA 200.7	1102056-001	<0.100	0.903	0.904	1.00	mg/L	108	108	<1%
		Titanium, Dissolved	EPA 200.7	1102056-001	<0.100	1.04	1.03	1.00	mg/L	104	103	1 %
		Vanadium, Dissolved	EPA 200.7	1102056-001	0.037	1.09	1.09	1.00	mg/L	105	105	<1%
		Zinc, Dissolved	EPA 200.7	1102056-001	0.035	1.08	1.09	1.00	mg/L	105	106	1 %
QC1102294	MS 1	Aluminum, Dissolved	EPA 200.7	1102056-002	<0.045	0.990	0.991	1.00	mg/L	98	98	<1%
		Barium, Dissolved	EPA 200.7	1102056-002	0.059	1.10	1.10	1.00	mg/L	104	104	<1%
		Beryllium, Dissolved	EPA 200.7	1102056-002	<0.001	1.06	1.06	1.00	mg/L	106	106	<1%
		Bismuth, Dissolved	EPA 200.7	1102056-002	<0.100	1.03	1.03	1.00	mg/L	105	105	<1%
		Boron, Dissolved	EPA 200.7	1102056-002	0.166	1.23	1.24	1.00	mg/L	106	107	1 %
		Cadmium, Dissolved	EPA 200.7	1102056-002	<0.001	1.05	1.05	1.00	mg/L	105	105	<1%
		Calcium, Dissolved	EPA 200.7	1102056-002	45.2	54.5	55.9	10.0	mg/L	93	107	3 %
		Chromium, Dissolved	EPA 200.7	1102056-002	<0.005	1.04	1.04	1.00	mg/L	104	104	<1%
		Cobalt, Dissolved	EPA 200.7	1102056-002	<0.010	1.03	1.03	1.00	mg/L	103	103	<1%
		Copper, Dissolved	EPA 200.7	1102056-002	<0.050	5.19	5.21	5.00	mg/L	104	104	<1%
		Gallium, Dissolved	EPA 200.7	1102056-002	<0.100	1.01	1.01	1.00	mg/L	101	101	<1%
		Iron, Dissolved	EPA 200.7	1102056-002	0.064	1.10	1.10	1.00	mg/L	104	104	<1%
		Lithium, Dissolved	EPA 200.7	1102056-002	<0.100	1.01	1.03	1.00	mg/L	100	102	2 %
		Magnesium, Dissolved	EPA 200.7	1102056-002	18.6	27.8	28.6	10.0	mg/L	92	100	3 %
		Manganese, Dissolved	EPA 200.7	1102056-002	0.066	1.08	1.08	1.00	mg/L	101	101	<1%
		Molybdenum, Dissolved	EPA 200.7	1102056-002	<0.010	1.07	1.07	1.00	mg/L	107	107	<1%
		Nickel, Dissolved	EPA 200.7	1102056-002	<0.010	5.12	5.12	5.00	mg/L	102	102	<1%
		Phosphorus, Dissolved	EPA 200.7	1102056-002	<0.500	5.52	5.54	5.00	mg/L	109	109	<1%
		Potassium, Dissolved	EPA 200.7	1102056-002	6.94	17.4	17.9	10.0	mg/L	105	110	3 %
		Scandium, Dissolved	EPA 200.7	1102056-002	<0.100	1.06	1.06	1.00	mg/L	106	106	<1%
		Silver, Dissolved	EPA 200.7	1102056-002	<0.005	0.097	0.096	0.090	mg/L	108	107	1 %
		Sodium, Dissolved	EPA 200.7	1102056-002	42.9	52.4	53.8	10.0	mg/L	95	109	3 %
		Strontium, Dissolved	EPA 200.7	1102056-002	0.246	1.27	1.28	1.00	mg/L	102	103	1 %
		Tin, Dissolved	EPA 200.7	1102056-002	<0.100	0.963	0.964	1.00	mg/L	107	107	<1%
		Titanium, Dissolved	EPA 200.7	1102056-002	<0.100	1.05	1.06	1.00	mg/L	105	106	1 %
		Vanadium, Dissolved	EPA 200.7	1102056-002	0.021	1.08	1.08	1.00	mg/L	106	106	<1%
		Zinc, Dissolved	EPA 200.7	1102056-002	<0.010	1.08	1.08	1.00	mg/L	108	108	<1%
QC1102295	MS 1	Aluminum, Dissolved	EPA 200.7	1102056-003	<0.045	1.01	1.01	1.00	mg/L	100	100	<1%
		Barium, Dissolved	EPA 200.7	1102056-003	0.048	1.11	1.11	1.00	mg/L	106	106	<1%
		Beryllium, Dissolved	EPA 200.7	1102056-003	<0.001	1.07	1.07	1.00	mg/L	107	107	<1%
		Bismuth, Dissolved	EPA 200.7	1102056-003	<0.100	1.03	1.03	1.00	mg/L	106	106	<1%
		Boron, Dissolved	EPA 200.7	1102056-003	0.148	1.23	1.23	1.00	mg/L	108	108	<1%
		Cadmium, Dissolved	EPA 200.7	1102056-003	<0.001	1.07	1.06	1.00	mg/L	107	106	1 %
		Calcium, Dissolved	EPA 200.7	1102056-003	45.3	57.0	55.6	10.0	mg/L	117	103	2 %
		Chromium, Dissolved	EPA 200.7	1102056-003	<0.005	1.05	1.04	1.00	mg/L	105	104	1 %
		Cobalt, Dissolved	EPA 200.7	1102056-003	<0.010	1.05	1.04	1.00	mg/L	105	104	1 %
		Copper, Dissolved	EPA 200.7	1102056-003	<0.050	5.30	5.28	5.00	mg/L	106	106	<1%
		Gallium, Dissolved	EPA 200.7	1102056-003	<0.100	1.02	1.02	1.00	mg/L	102	102	<1%
		Iron, Dissolved	EPA 200.7	1102056-003	3.06	4.27	4.22	1.00	mg/L	121	116	1 %
		Lithium, Dissolved	EPA 200.7	1102056-003	<0.100	1.02	1.04	1.00	mg/L	102	104	2 %
		Magnesium, Dissolved	EPA 200.7	1102056-003	17.0	26.8	26.6	10.0	mg/L	98	96	1 %
		Manganese, Dissolved	EPA 200.7	1102056-003	0.225	1.24	1.23	1.00	mg/L	101	100	1 %
		Molybdenum, Dissolved	EPA 200.7	1102056-003	<0.010	1.08	1.07	1.00	mg/L	108	107	1 %
		Nickel, Dissolved	EPA 200.7	1102056-003	<0.010	5.27	5.21	5.00	mg/L	105	104	1 %
		Phosphorus, Dissolved	EPA 200.7	1102056-003	<0.500	5.66	5.59	5.00	mg/L	111	110	1 %
		Potassium, Dissolved	EPA 200.7	1102056-003	9.24	19.6	19.6	10.0	mg/L	104	104	<1%

QCBatchID	QCType	Parameter	Method	Spike Sample	Sample Result	MS Result	MSD Result	Spike Value	Units	MS % Rec.	MSD % Rec.	RPD
		Scandium, Dissolved	EPA 200.7	1102056-003	<0.100	1.07	1.08	1.00	mg/L	107	108	1 %
		Silver, Dissolved	EPA 200.7	1102056-003	<0.005	0.098	0.097	0.090	mg/L	109	107	1 %
		Sodium, Dissolved	EPA 200.7	1102056-003	35.7	45.5	44.9	10.0	mg/L	98	92	1 %
		Strontium, Dissolved	EPA 200.7	1102056-003	0.249	1.26	1.26	1.00	mg/L	101	101	<1%
		Tin, Dissolved	EPA 200.7	1102056-003	<0.100	0.978	0.966	1.00	mg/L	110	108	1 %
		Titanium, Dissolved	EPA 200.7	1102056-003	<0.100	1.07	1.07	1.00	mg/L	107	107	<1%
		Vanadium, Dissolved	EPA 200.7	1102056-003	0.020	1.10	1.10	1.00	mg/L	108	108	<1%
		Zinc, Dissolved	EPA 200.7	1102056-003	0.030	1.15	1.13	1.00	mg/L	112	110	2 %
QC1102378	MS 1	Mercury, Dissolved	EPA 200.8	1102056-001	<0.000100 M	0.001376	0.001271	0.001	mg/L	NC	NC	NC
		Antimony, Dissolved	EPA 200.8	1102056-001	<0.0025	0.0123	0.0115	0.010	mg/L	119	111	7 %
		Arsenic, Dissolved	EPA 200.8	1102056-001	0.0180	0.0824	0.0771	0.050	mg/L	129	118	7 %
		Lead, Dissolved	EPA 200.8	1102056-001	<0.0025	0.0124	0.0112	0.010	mg/L	124	111	10 %
		Selenium, Dissolved	EPA 200.8	1102056-001	<0.0050	0.0649	0.0602	0.050	mg/L	121	112	8 %
		Thallium, Dissolved	EPA 200.8	1102056-001	<0.0010	0.0121	0.0107	0.010	mg/L	120	107	12 %
QC1102379	MS 1	Mercury, Dissolved	EPA 200.8	1102056-002	<0.000100	0.001270	0.001270	0.001	mg/L	127	127	<1%
		Antimony, Dissolved	EPA 200.8	1102056-002	<0.0025	0.0125	0.0115	0.010	mg/L	114	104	8 %
		Arsenic, Dissolved	EPA 200.8	1102056-002	0.0086	0.0683	0.0657	0.050	mg/L	119	114	4 %
		Lead, Dissolved	EPA 200.8	1102056-002	<0.0025	0.0118	0.0109	0.010	mg/L	118	109	8 %
		Selenium, Dissolved	EPA 200.8	1102056-002	<0.0050	0.0575	0.0539	0.050	mg/L	115	108	6 %
		Thallium, Dissolved	EPA 200.8	1102056-002	<0.0010	0.0113	0.0108	0.010	mg/L	113	108	5 %
QC1102380	MS 1	Mercury, Dissolved	EPA 200.8	1102056-003	<0.000100	0.001261	0.001209	0.001	mg/L	126	121	4 %
		Antimony, Dissolved	EPA 200.8	1102056-003	<0.0025	0.0117	0.0114	0.010	mg/L	114	110	3 %
		Arsenic, Dissolved	EPA 200.8	1102056-003	0.0059	0.0659	0.0645	0.050	mg/L	120	117	2 %
		Lead, Dissolved	EPA 200.8	1102056-003	<0.0025	0.0117	0.0114	0.010	mg/L	117	114	3 %
		Selenium, Dissolved	EPA 200.8	1102056-003	<0.0050	0.0567	0.0569	0.050	mg/L	113	114	<1%
		Thallium, Dissolved	EPA 200.8	1102056-003	<0.0010	0.0116	0.0114	0.010	mg/L	112	109	2 %

WETLAB
WESTERN ENVIRONMENTAL TESTING LABORATORY
Specializing in Soil, Hazardous Waste and Water Analysis.
475 E. Greg Street #119 | Sparks, Nevada 89431
tel (775) 355-0202 | fax (775) 355-0817 | www.WETLaboratory.com

Lab Number 1102063
Report Due Date: 2/18/11
Page 1 of 2

Client McClelland Laboratories, Inc.
Address 1016 Greg Street
City, State & Zip Sparks, NV 89431
Contact Gene McClelland
Phone 775-356-1300 | Collector's Name Robert
Fax 775-356-8917 | Project Name
P.O. Number | Project Number 3438
Email mli@mettest.com

Turnaround Time: Standard | 5 Day | Other

Billing Address (if different than Client Address):
Company
Address
City, State & Zip
Contact
Phone
Fax
Email

Additional Information

Fax Results	Y	N	To: Client	Billing
Email Results	Y	N	To: Client	Billing
Compliance Monitoring	Y	N		
Fax Results to State EPA	Y	N		

Sample Type Codes

DW = Drinking Water
WW = Wastewater
SW = Surface Water
MW = Monitoring Well
SD = Solid
SO = Soil
HW = Hazardous Waste
OTHER:

SAMPLE ID/LOCATION		DATE	TIME	SAMPLE TYPE	NO. OF CONTAINERS	Profile II w/o Wad	Spl. No.
604 562	Wk:1	2/4/11	9:00	ww	2	X	1
604 569							2
604 606							3
604 653							4
~~604 750~~							
~~604 786~~							
604 673							5
604 767							6
604 787							7
604 811							8
604 854							9
604 862							10

1102

Instructions/Comments/Special Requirements:

SAMPLE RECEIPT	DATE	TIME	Samples Relinquished By	Samples Received By
Temperature 23 °C	2/4/11	16:20		
Custody Seals Intact? Y N (None)				
Number of Containers 42				

WETLAB'S Standard Terms and Conditions apply unless written agreements specify otherwise. Payment terms are Net 30.

To the maximum extent permitted by law, the Client agrees to limit the liability of WETLAB for the Client's damages to the total compesation received, unless other agreements are made in writing. This limitation shall apply regardless of the cause of action or legal theory pled or asserted.

301.2E

WETLAB
WESTERN ENVIRONMENTAL TESTING LABORATORY
Specializing in Soil, Hazardous Waste and Water Analysis.
475 E. Greg Street #119 | Sparks, Nevada 89431
tel (775) 355-0202 | fax (775) 355-0817 | www.WETLaboratory.com

Lab Number 1102063
Report Due Date: 2/18/11
Page 2 of 2

Client McClelland Laboratories, Inc.
Address 1016 Greg Street
City, State & Zip Sparks, NV 89431
Contact Gene McClelland
Phone 775-356-1300 | Collector's Name Robert
Fax 775-356-8917 | Project Name
P.O. Number | Project Number 3438
Email mli@mettest.com

Turnaround Time
Standard | 5 Day | Other

Billing Address (if different than Client Address):
Company
Address
City, State & Zip
Contact
Phone
Fax
Email

Additional Information

Fax Results	Y	N	To: Client	Billing
Email Results	Y	N	To: Client	Billing
Compliance Monitoring	Y	N		
Fax Results to State EPA	Y	N		

Sample Type Codes

DW = Drinking Water
WW = Wastewater
SW = Surface Water
MW = Monitoring Well
SD = Solid
SO = Soil
HW = Hazardous Waste
OTHER:

SAMPLE ID/LOCATION		DATE	TIME	SAMPLE TYPE	NO. OF CONTAINERS	Profile II w/o Wad										Spl. No.
604 867	Wk:1	2/4/11	9:00	ww	2	X										11
605 033	↓	↓	↓	↓	↓	↓										12
605 153																13
SRK 0854																14
SRK 0858																15
SRK 0864																16
SRK 0866																17
SRK 0867																18
SRK 0872	↓	↓	↓	↓	↓	↓										19

1102

Instructions/Comments/Special Requirements:

SAMPLE RECEIPT	DATE	TIME	Samples Relinquished By	Samples Received By
Temperature 23 °C	2/4/11	16:20		
Custody Seals Intact? Y N (None)				
Number of Containers 47				

WETLAB'S Standard Terms and Conditions apply unless written agreements specify otherwise. Payment terms are Net 30.

To the maximum extent permitted by law, the Client agrees to limit the liability of WETLAB for the Client's damages to the total compesation received, unless other agreements are made in writing. This limitation shall apply regardless of the cause of action or legal theory pled or asserted.

301.2E

WETLAB
WESTERN ENVIRONMENTAL
TESTING LABORATORY

475 E. Greg Street #119 | Sparks, Nevada 89431 | tel (775) 355-0202 | fax (775) 355-0817 | www.WETLaboratory.com

3/25/2011

McClelland Laboratory
1016 Greg Street
Sparks, NV 89431
Attn: Gene McClelland

OrderID: *1101435*

Dear: Gene McClelland

This is to transmit the attached analytical report. The analytical data and information contained therein was generated using specified or selected methods contained in references, such as Standard Methods for the Examination of Water and Wastewater, 18th & 19th editions, Methods for Determination of Organic Compounds in Drinking Water, EPA-600/4-79-020, and Test Methods for Evaluation of Solid Waste, Physical/Chemical Methods (SW846) Third Edition.

The samples were received by WETLAB-Western Environmental Testing Laboratory in good condition on 1/28/2011. Additional comments are located on page 2 of this report.

This is an amended report that includes the results for Uranium as requested by the client. If you should have any questions or comments regarding this report, please do not hesitate to call.

Sincerely,

Andy Smith
QA Manager

Western Environmental Testing Laboratory
Report Comments

McClelland Laboratory - 1101435

General Comments

None

Specific Comments

The matrix spike/matrix spike duplicate (MS/MSD) values for the analysis of Fluoride on sample 1101435-004 were outside laboratory acceptance criteria; however, the relative percent difference (RPD) value was acceptable, indicating probable matrix interference. The reported result should be considered an estimate.

Due to the sample matrix it was necessary to analyze the following at a dilution:
1101435-003 Vanadium
1101435-004 Selenium, Vanadium
1101435-007 Arsenic, Molybdenum
1101435-008 Arsenic
1101435-009 Manganese
1101435-012 Aluminum, Arsenic
1101435-013 Selenium
1101435-014 Arsenic, Selenium, Vanadium
1101435-015 All metals
1101435-016 All metals
The reporting limits have been adjusted accordingly.

Data Qualifier Legend

B – Blank contamination; Analyte detected above the method reporting limit in an associated blank

HT – Sample held beyond the accepted holding time

J – The reported value is between the laboratory method detection limit and the laboratory practical quantitation limit

M – Reported value is estimated; The sample matrix interfered with the analysis

N – There was insufficient sample available to perform a spike and/or duplicate on this analytical batch.

NC – Not calculated due to matrix interference

Q – Reported value is estimated; The value failed to meet QC criteria for either precision or accuracy

SA – Reported value was calculated using the method of Standard Additions.

SC – Spike recovery not calculated. Sample concentration >4X the spike amount; therefore, the spike could not be adequately recovered.

Western Environmental Testing Laboratory
Analytical Report

McClelland Laboratory
1016 Greg Street
Sparks, NV 89431
Attn: Gene McClelland
Phone: (775) 356-1300 **Fax:** (775) 356-8917
PO\Project: *3438*

Date Printed: 3/25/2011
OrderID: *1101435*

Customer Sample ID: 604 562 WK:0
WETLAB Sample ID: 1101435-001

Collect Date/Time: 1/28/2011 09:00
Receive Date: 1/28/2011 16:25

PROFILE II

Parameter	Method	Results	Units	Reporting Limit	Date Analyzed
pH	SM 4500-H+ B	7.90	pH Units		1/28/2011
Bicarbonate (HCO3)	SM 2320B	98	mg/L	1.0	2/1/2011
Carbonate (CO3)	SM 2320B	<1.0	mg/L	1.0	2/1/2011
Hydroxide (OH)	SM 2320B	<1.0	mg/L	1.0	2/1/2011
Total Alkalinity	SM 2320B	80	mg/L as CaCO3	1.0	2/1/2011
Chloride	EPA 300.0	2.3	mg/L	1.0	1/29/2011
Fluoride	EPA 300.0	4.2	mg/L	0.50	2/4/2011
Sulfate	EPA 300.0	1300	mg/L	10	2/4/2011
Nitrate Nitrogen	EPA 300.0	<1.0	mg/L	1.0	1/29/2011
Nitrite Nitrogen	EPA 300.0	0.12	mg/L	0.025	1/29/2011
Total Dissolved Solids (TDS)	SM 2540C	2000	mg/L	10	2/2/2011
Aluminum	EPA 200.7	<0.045	mg/L	0.045	2/4/2011
Barium	EPA 200.7	0.019	mg/L	0.010	2/4/2011
Beryllium	EPA 200.7	<0.0010	mg/L	0.0010	2/4/2011
Bismuth	EPA 200.7	<0.10	mg/L	0.10	2/4/2011
Boron	EPA 200.7	<0.10	mg/L	0.10	2/4/2011
Cadmium	EPA 200.7	<0.0010	mg/L	0.0010	2/4/2011
Calcium	EPA 200.7	320	mg/L	0.50	2/4/2011
Chromium	EPA 200.7	<0.0050	mg/L	0.0050	2/4/2011
Cobalt	EPA 200.7	<0.010	mg/L	0.010	2/4/2011
Copper	EPA 200.7	<0.050	mg/L	0.050	2/4/2011
Gallium	EPA 200.7	<0.10	mg/L	0.10	2/4/2011
Iron	EPA 200.7	<0.010	mg/L	0.010	2/4/2011
Lithium	EPA 200.7	<0.10	mg/L	0.10	2/4/2011
Magnesium	EPA 200.7	82	mg/L	0.50	2/4/2011
Manganese	EPA 200.7	1.0	mg/L	0.0050	2/4/2011
Molybdenum	EPA 200.7	<0.010	mg/L	0.010	2/4/2011
Nickel	EPA 200.7	<0.010	mg/L	0.010	2/4/2011
Phosphorus	EPA 200.7	<0.50	mg/L	0.50	2/4/2011
Potassium	EPA 200.7	42	mg/L	0.50	2/4/2011

Customer Sample ID: 604 562 WK:0 **Collect Date/Time:** 1/28/2011 09:00
WETLAB Sample ID: 1101435-001 **Receive Date:** 1/28/2011 16:25

PROFILE II

Parameter	Method	Results	Units	Reporting Limit	Date Analyzed
Scandium	EPA 200.7	<0.10	mg/L	0.10	2/4/2011
Silver	EPA 200.7	<0.0050	mg/L	0.0050	2/4/2011
Sodium	EPA 200.7	40	mg/L	0.50	2/4/2011
Strontium	EPA 200.7	3.5	mg/L	0.10	2/4/2011
Tin	EPA 200.7	<0.10	mg/L	0.10	2/4/2011
Titanium	EPA 200.7	<0.10	mg/L	0.10	2/4/2011
Vanadium	EPA 200.7	0.093	mg/L	0.010	2/4/2011
Zinc	EPA 200.7	0.013	mg/L	0.010	2/4/2011
Mercury	EPA 200.8	<0.00010	mg/L	0.00010	2/10/2011
Antimony	EPA 200.8	0.0041	mg/L	0.0025	2/8/2011
Arsenic	EPA 200.8	<0.0050	mg/L	0.0050	2/10/2011
Lead	EPA 200.8	0.010	mg/L	0.0025	2/8/2011
Selenium	EPA 200.8	0.090	mg/L	0.0050	2/10/2011
Thallium	EPA 200.8	<0.0010	mg/L	0.0010	2/8/2011
Uranium	EPA 200.8	0.023	mg/L	0.010	2/8/2011
Anions	Calculation	29.0	meq/L	0.10	
Cations	Calculation	25.6	meq/L	0.10	
Error	Calculation	6.2	%	1.0	

Customer Sample ID: 604 569 WK:0 **Collect Date/Time:** 1/28/2011 09:00
WETLAB Sample ID: 1101435-002 **Receive Date:** 1/28/2011 16:25

PROFILE II

Parameter	Method	Results	Units	Reporting Limit	Date Analyzed
pH	SM 4500-H+ B	8.01	pH Units		1/30/2011
Bicarbonate (HCO3)	SM 2320B	94	mg/L	1.0	1/28/2011
Carbonate (CO3)	SM 2320B	<1.0	mg/L	1.0	1/28/2011
Hydroxide (OH)	SM 2320B	<1.0	mg/L	1.0	1/28/2011
Total Alkalinity	SM 2320B	77	mg/L as CaCO3	1.0	1/28/2011
Chloride	EPA 300.0	15	mg/L	1.0	1/29/2011
Fluoride	EPA 300.0	6.1	mg/L	0.50	2/4/2011
Sulfate	EPA 300.0	200	mg/L	10	2/4/2011
Nitrate Nitrogen	EPA 300.0	<1.0	mg/L	1.0	1/29/2011
Nitrite Nitrogen	EPA 300.0	0.034	mg/L	0.025	1/29/2011
Total Dissolved Solids (TDS)	SM 2540C	440	mg/L	10	2/2/2011
Aluminum	EPA 200.7	<0.045	mg/L	0.045	2/4/2011
Barium	EPA 200.7	<0.010	mg/L	0.010	2/4/2011
Beryllium	EPA 200.7	<0.0010	mg/L	0.0010	2/4/2011
Bismuth	EPA 200.7	<0.10	mg/L	0.10	2/4/2011
Boron	EPA 200.7	0.13	mg/L	0.10	2/4/2011
Cadmium	EPA 200.7	<0.0010	mg/L	0.0010	2/4/2011

Customer Sample ID: 604 569 WK:0 **Collect Date/Time:** 1/28/2011 09:00
WETLAB Sample ID: 1101435-002 **Receive Date:** 1/28/2011 16:25

PROFILE II

Parameter	Method	Results	Units	Reporting Limit	Date Analyzed
Calcium	EPA 200.7	42	mg/L	0.50	2/4/2011
Chromium	EPA 200.7	<0.0050	mg/L	0.0050	2/4/2011
Cobalt	EPA 200.7	<0.010	mg/L	0.010	2/4/2011
Copper	EPA 200.7	<0.050	mg/L	0.050	2/4/2011
Gallium	EPA 200.7	<0.10	mg/L	0.10	2/4/2011
Iron	EPA 200.7	<0.010	mg/L	0.010	2/4/2011
Lithium	EPA 200.7	<0.10	mg/L	0.10	2/4/2011
Magnesium	EPA 200.7	14	mg/L	0.50	2/4/2011
Manganese	EPA 200.7	0.060	mg/L	0.0050	2/4/2011
Molybdenum	EPA 200.7	0.024	mg/L	0.010	2/4/2011
Nickel	EPA 200.7	<0.010	mg/L	0.010	2/4/2011
Phosphorus	EPA 200.7	<0.50	mg/L	0.50	2/4/2011
Potassium	EPA 200.7	22	mg/L	0.50	2/4/2011
Scandium	EPA 200.7	<0.10	mg/L	0.10	2/4/2011
Silver	EPA 200.7	<0.0050	mg/L	0.0050	2/4/2011
Sodium	EPA 200.7	51	mg/L	0.50	2/4/2011
Strontium	EPA 200.7	0.36	mg/L	0.10	2/4/2011
Tin	EPA 200.7	<0.10	mg/L	0.10	2/4/2011
Titanium	EPA 200.7	<0.10	mg/L	0.10	2/4/2011
Vanadium	EPA 200.7	0.027	mg/L	0.010	2/4/2011
Zinc	EPA 200.7	<0.010	mg/L	0.010	2/4/2011
Mercury	EPA 200.8	<0.00010	mg/L	0.00010	2/10/2011
Antimony	EPA 200.8	<0.0025	mg/L	0.0025	2/8/2011
Arsenic	EPA 200.8	<0.0050	mg/L	0.0050	2/8/2011
Lead	EPA 200.8	<0.0025	mg/L	0.0025	2/8/2011
Selenium	EPA 200.8	<0.0050	mg/L	0.0050	2/10/2011
Thallium	EPA 200.8	<0.0010	mg/L	0.0010	2/8/2011
Uranium	EPA 200.8	0.029	mg/L	0.010	2/8/2011
Anions	Calculation	6.45	meq/L	0.10	
Cations	Calculation	6.03	meq/L	0.10	
Error	Calculation	3.3	%	1.0	

Customer Sample ID: 604 606 WK:0 **Collect Date/Time:** 1/28/2011 09:00
WETLAB Sample ID: 1101435-003 **Receive Date:** 1/28/2011 16:25

PROFILE II

Parameter	Method	Results	Units	Reporting Limit	Date Analyzed
pH	SM 4500-H+ B	8.22	pH Units		1/30/2011
Bicarbonate (HCO3)	SM 2320B	130	mg/L	1.0	1/28/2011
Carbonate (CO3)	SM 2320B	1.3	mg/L	1.0	1/28/2011
Hydroxide (OH)	SM 2320B	<1.0	mg/L	1.0	1/28/2011

Customer Sample ID: 604 606 WK:0 **Collect Date/Time:** 1/28/2011 09:00

WETLAB Sample ID: 1101435-003 **Receive Date:** 1/28/2011 16:25

PROFILE II

Parameter	Method	Results	Units	Reporting Limit	Date Analyzed
Total Alkalinity	SM 2320B	110	mg/L as CaCO3	1.0	1/28/2011
Chloride	EPA 300.0	30	mg/L	1.0	1/29/2011
Fluoride	EPA 300.0	6.1	mg/L	0.50	2/4/2011
Sulfate	EPA 300.0	170	mg/L	10	2/4/2011
Nitrate Nitrogen	EPA 300.0	<1.0	mg/L	1.0	1/29/2011
Nitrite Nitrogen	EPA 300.0	0.032	mg/L	0.025	1/29/2011
Total Dissolved Solids (TDS)	SM 2540C	460	mg/L	10	2/2/2011
Aluminum	EPA 200.7	<0.045	mg/L	0.045	2/4/2011
Barium	EPA 200.7	<0.010	mg/L	0.010	2/4/2011
Beryllium	EPA 200.7	<0.0010	mg/L	0.0010	2/4/2011
Bismuth	EPA 200.7	<0.10	mg/L	0.10	2/4/2011
Boron	EPA 200.7	0.32	mg/L	0.10	2/4/2011
Cadmium	EPA 200.7	<0.0010	mg/L	0.0010	2/4/2011
Calcium	EPA 200.7	46	mg/L	0.50	2/4/2011
Chromium	EPA 200.7	<0.0050	mg/L	0.0050	2/4/2011
Cobalt	EPA 200.7	<0.010	mg/L	0.010	2/4/2011
Copper	EPA 200.7	<0.050	mg/L	0.050	2/4/2011
Gallium	EPA 200.7	<0.10	mg/L	0.10	2/4/2011
Iron	EPA 200.7	<0.010	mg/L	0.010	2/4/2011
Lithium	EPA 200.7	<0.10	mg/L	0.10	2/4/2011
Magnesium	EPA 200.7	7.4	mg/L	0.50	2/4/2011
Manganese	EPA 200.7	0.012	mg/L	0.0050	2/4/2011
Molybdenum	EPA 200.7	0.073	mg/L	0.010	2/4/2011
Nickel	EPA 200.7	<0.010	mg/L	0.010	2/4/2011
Phosphorus	EPA 200.7	<0.50	mg/L	0.50	2/4/2011
Potassium	EPA 200.7	30	mg/L	0.50	2/4/2011
Scandium	EPA 200.7	<0.10	mg/L	0.10	2/4/2011
Silver	EPA 200.7	<0.0050	mg/L	0.0050	2/4/2011
Sodium	EPA 200.7	64	mg/L	0.50	2/4/2011
Strontium	EPA 200.7	0.47	mg/L	0.10	2/4/2011
Tin	EPA 200.7	<0.10	mg/L	0.10	2/4/2011
Titanium	EPA 200.7	<0.10	mg/L	0.10	2/4/2011
Vanadium	EPA 200.7	<0.050	mg/L	0.050	2/4/2011
Zinc	EPA 200.7	<0.010	mg/L	0.010	2/4/2011
Mercury	EPA 200.8	<0.00010	mg/L	0.00010	2/10/2011
Antimony	EPA 200.8	<0.0025	mg/L	0.0025	2/8/2011
Arsenic	EPA 200.8	<0.0050	mg/L	0.0050	2/8/2011
Lead	EPA 200.8	<0.0025	mg/L	0.0025	2/8/2011
Selenium	EPA 200.8	0.0069	mg/L	0.0050	2/10/2011
Thallium	EPA 200.8	<0.0010	mg/L	0.0010	2/8/2011
Uranium	EPA 200.8	0.029	mg/L	0.010	2/8/2011

Customer Sample ID: 604 606 WK:0 **Collect Date/Time:** 1/28/2011 09:00
WETLAB Sample ID: 1101435-003 **Receive Date:** 1/28/2011 16:25

PROFILE II

Parameter	Method	Results	Units	Reporting Limit	Date Analyzed
Anions	Calculation	6.88	meq/L	0.10	
Cations	Calculation	6.46	meq/L	0.10	
Error	Calculation	3.2	%	1.0	

Customer Sample ID: 604 653 WK:0 **Collect Date/Time:** 1/28/2011 09:00
WETLAB Sample ID: 1101435-004 **Receive Date:** 1/28/2011 16:25

PROFILE II

Parameter	Method	Results	Units	Reporting Limit	Date Analyzed
pH	SM 4500-H+ B	8.40	pH Units		1/30/2011
Bicarbonate (HCO3)	SM 2320B	130	mg/L	1.0	1/28/2011
Carbonate (CO3)	SM 2320B	<1.0	mg/L	1.0	1/28/2011
Hydroxide (OH)	SM 2320B	<1.0	mg/L	1.0	1/28/2011
Total Alkalinity	SM 2320B	110	mg/L as CaCO3	1.0	1/28/2011
Chloride	EPA 300.0	47	mg/L	1.0	1/29/2011
Fluoride	EPA 300.0	5.7 M	mg/L	0.50	2/5/2011
Sulfate	EPA 300.0	260	mg/L	10	2/5/2011
Nitrate Nitrogen	EPA 300.0	<1.0	mg/L	1.0	1/29/2011
Nitrite Nitrogen	EPA 300.0	<0.025	mg/L	0.025	1/29/2011
Total Dissolved Solids (TDS)	SM 2540C	630	mg/L	10	2/2/2011
Aluminum	EPA 200.7	<0.045	mg/L	0.045	2/4/2011
Barium	EPA 200.7	<0.010	mg/L	0.010	2/4/2011
Beryllium	EPA 200.7	<0.0010	mg/L	0.0010	2/4/2011
Bismuth	EPA 200.7	<0.10	mg/L	0.10	2/4/2011
Boron	EPA 200.7	0.15	mg/L	0.10	2/4/2011
Cadmium	EPA 200.7	<0.0010	mg/L	0.0010	2/4/2011
Calcium	EPA 200.7	70	mg/L	0.50	2/4/2011
Chromium	EPA 200.7	<0.0050	mg/L	0.0050	2/4/2011
Cobalt	EPA 200.7	<0.010	mg/L	0.010	2/4/2011
Copper	EPA 200.7	<0.050	mg/L	0.050	2/4/2011
Gallium	EPA 200.7	<0.10	mg/L	0.10	2/4/2011
Iron	EPA 200.7	<0.010	mg/L	0.010	2/4/2011
Lithium	EPA 200.7	<0.10	mg/L	0.10	2/4/2011
Magnesium	EPA 200.7	14	mg/L	0.50	2/4/2011
Manganese	EPA 200.7	0.052	mg/L	0.0050	2/4/2011
Molybdenum	EPA 200.7	0.082	mg/L	0.010	2/4/2011
Nickel	EPA 200.7	<0.010	mg/L	0.010	2/4/2011
Phosphorus	EPA 200.7	<0.50	mg/L	0.50	2/4/2011
Potassium	EPA 200.7	38	mg/L	0.50	2/4/2011
Scandium	EPA 200.7	<0.10	mg/L	0.10	2/4/2011
Silver	EPA 200.7	<0.0050	mg/L	0.0050	2/4/2011

Customer Sample ID: 604 653 WK:0 **Collect Date/Time:** 1/28/2011 09:00
WETLAB Sample ID: 1101435-004 **Receive Date:** 1/28/2011 16:25

PROFILE II

Parameter	Method	Results	Units	Reporting Limit	Date Analyzed
Sodium	EPA 200.7	72	mg/L	0.50	2/4/2011
Strontium	EPA 200.7	0.62	mg/L	0.10	2/4/2011
Tin	EPA 200.7	<0.10	mg/L	0.10	2/4/2011
Titanium	EPA 200.7	<0.10	mg/L	0.10	2/4/2011
Vanadium	EPA 200.7	<0.050	mg/L	0.050	2/4/2011
Zinc	EPA 200.7	<0.010	mg/L	0.010	2/4/2011
Mercury	EPA 200.8	0.00017	mg/L	0.00010	2/8/2011
Antimony	EPA 200.8	<0.0025	mg/L	0.0025	2/8/2011
Arsenic	EPA 200.8	<0.0050	mg/L	0.0050	2/8/2011
Lead	EPA 200.8	<0.0025	mg/L	0.0025	2/8/2011
Selenium	EPA 200.8	<0.010	mg/L	0.010	2/10/2011
Thallium	EPA 200.8	<0.0010	mg/L	0.0010	2/8/2011
Uranium	EPA 200.8	0.032	mg/L	0.010	2/8/2011
Anions	Calculation	9.17	meq/L	0.10	
Cations	Calculation	8.75	meq/L	0.10	
Error	Calculation	2.3	%	1.0	

Customer Sample ID: 604 656 WK:0 **Collect Date/Time:** 1/28/2011 09:00
WETLAB Sample ID: 1101435-005 **Receive Date:** 1/28/2011 16:25

PROFILE II

Parameter	Method	Results	Units	Reporting Limit	Date Analyzed
pH	SM 4500-H+ B	8.31	pH Units		1/30/2011
Bicarbonate (HCO3)	SM 2320B	160	mg/L	1.0	1/28/2011
Carbonate (CO3)	SM 2320B	<1.0	mg/L	1.0	1/28/2011
Hydroxide (OH)	SM 2320B	<1.0	mg/L	1.0	1/28/2011
Total Alkalinity	SM 2320B	130	mg/L as CaCO3	1.0	1/28/2011
Chloride	EPA 300.0	150	mg/L	1.0	1/29/2011
Fluoride	EPA 300.0	6.0	mg/L	0.50	2/5/2011
Sulfate	EPA 300.0	210	mg/L	10	2/5/2011
Nitrate Nitrogen	EPA 300.0	<1.0	mg/L	1.0	1/29/2011
Nitrite Nitrogen	EPA 300.0	<0.025	mg/L	0.025	1/29/2011
Total Dissolved Solids (TDS)	SM 2540C	760	mg/L	10	2/2/2011
Aluminum	EPA 200.7	<0.045	mg/L	0.045	2/4/2011
Barium	EPA 200.7	<0.010	mg/L	0.010	2/4/2011
Beryllium	EPA 200.7	<0.0010	mg/L	0.0010	2/4/2011
Bismuth	EPA 200.7	<0.10	mg/L	0.10	2/4/2011
Boron	EPA 200.7	<0.10	mg/L	0.10	2/4/2011
Cadmium	EPA 200.7	<0.0010	mg/L	0.0010	2/4/2011
Calcium	EPA 200.7	120	mg/L	0.50	2/4/2011
Chromium	EPA 200.7	<0.0050	mg/L	0.0050	2/4/2011

Customer Sample ID: 604 656 WK:0 **Collect Date/Time:** 1/28/2011 09:00
WETLAB Sample ID: 1101435-005 **Receive Date:** 1/28/2011 16:25

PROFILE II

Parameter	Method	Results	Units	Reporting Limit	Date Analyzed
Cobalt	EPA 200.7	<0.010	mg/L	0.010	2/4/2011
Copper	EPA 200.7	<0.050	mg/L	0.050	2/4/2011
Gallium	EPA 200.7	<0.10	mg/L	0.10	2/4/2011
Iron	EPA 200.7	<0.010	mg/L	0.010	2/4/2011
Lithium	EPA 200.7	<0.10	mg/L	0.10	2/4/2011
Magnesium	EPA 200.7	20	mg/L	0.50	2/4/2011
Manganese	EPA 200.7	0.021	mg/L	0.0050	2/4/2011
Molybdenum	EPA 200.7	0.21	mg/L	0.010	2/4/2011
Nickel	EPA 200.7	<0.010	mg/L	0.010	2/4/2011
Phosphorus	EPA 200.7	<0.50	mg/L	0.50	2/4/2011
Potassium	EPA 200.7	19	mg/L	0.50	2/4/2011
Scandium	EPA 200.7	<0.10	mg/L	0.10	2/4/2011
Silver	EPA 200.7	<0.0050	mg/L	0.0050	2/4/2011
Sodium	EPA 200.7	55	mg/L	0.50	2/4/2011
Strontium	EPA 200.7	1.1	mg/L	0.10	2/4/2011
Tin	EPA 200.7	<0.10	mg/L	0.10	2/4/2011
Titanium	EPA 200.7	<0.10	mg/L	0.10	2/4/2011
Vanadium	EPA 200.7	0.037	mg/L	0.010	2/4/2011
Zinc	EPA 200.7	<0.010	mg/L	0.010	2/4/2011
Mercury	EPA 200.8	0.00082	mg/L	0.00010	2/8/2011
Antimony	EPA 200.8	<0.0025	mg/L	0.0025	2/8/2011
Arsenic	EPA 200.8	<0.0050	mg/L	0.0050	2/8/2011
Lead	EPA 200.8	<0.0025	mg/L	0.0025	2/8/2011
Selenium	EPA 200.8	0.015	mg/L	0.0050	2/8/2011
Thallium	EPA 200.8	<0.0010	mg/L	0.0010	2/8/2011
Uranium	EPA 200.8	0.046	mg/L	0.010	2/8/2011
Anions	Calculation	11.5	meq/L	0.10	
Cations	Calculation	10.5	meq/L	0.10	
Error	Calculation	4.7	%	1.0	

Customer Sample ID: 604 673 WK:0 **Collect Date/Time:** 1/28/2011 09:00
WETLAB Sample ID: 1101435-006 **Receive Date:** 1/28/2011 16:25

PROFILE II

Parameter	Method	Results	Units	Reporting Limit	Date Analyzed
pH	SM 4500-H+ B	8.50	pH Units		1/30/2011
Bicarbonate (HCO3)	SM 2320B	81	mg/L	1.0	1/28/2011
Carbonate (CO3)	SM 2320B	5.9	mg/L	1.0	1/28/2011
Hydroxide (OH)	SM 2320B	<1.0	mg/L	1.0	1/28/2011
Total Alkalinity	SM 2320B	76	mg/L as CaCO3	1.0	1/28/2011
Chloride	EPA 300.0	17	mg/L	1.0	1/29/2011

Customer Sample ID: 604 673 WK:0 **Collect Date/Time:** 1/28/2011 09:00

WETLAB Sample ID: 1101435-006 **Receive Date:** 1/28/2011 16:25

PROFILE II

Parameter	Method	Results	Units	Reporting Limit	Date Analyzed
Fluoride	EPA 300.0	3.2	mg/L	0.50	2/5/2011
Sulfate	EPA 300.0	140	mg/L	10	2/5/2011
Nitrate Nitrogen	EPA 300.0	<1.0	mg/L	1.0	1/29/2011
Nitrite Nitrogen	EPA 300.0	0.20	mg/L	0.025	1/29/2011
Total Dissolved Solids (TDS)	SM 2540C	350	mg/L	10	2/2/2011
Aluminum	EPA 200.7	<0.045	mg/L	0.045	2/4/2011
Barium	EPA 200.7	<0.010	mg/L	0.010	2/4/2011
Beryllium	EPA 200.7	<0.0010	mg/L	0.0010	2/4/2011
Bismuth	EPA 200.7	<0.10	mg/L	0.10	2/4/2011
Boron	EPA 200.7	0.11	mg/L	0.10	2/4/2011
Cadmium	EPA 200.7	<0.0010	mg/L	0.0010	2/4/2011
Calcium	EPA 200.7	52	mg/L	0.50	2/4/2011
Chromium	EPA 200.7	<0.0050	mg/L	0.0050	2/4/2011
Cobalt	EPA 200.7	<0.010	mg/L	0.010	2/4/2011
Copper	EPA 200.7	<0.050	mg/L	0.050	2/4/2011
Gallium	EPA 200.7	<0.10	mg/L	0.10	2/4/2011
Iron	EPA 200.7	<0.010	mg/L	0.010	2/4/2011
Lithium	EPA 200.7	<0.10	mg/L	0.10	2/4/2011
Magnesium	EPA 200.7	7.6	mg/L	0.50	2/4/2011
Manganese	EPA 200.7	<0.0050	mg/L	0.0050	2/4/2011
Molybdenum	EPA 200.7	0.26	mg/L	0.010	2/4/2011
Nickel	EPA 200.7	<0.010	mg/L	0.010	2/4/2011
Phosphorus	EPA 200.7	<0.50	mg/L	0.50	2/4/2011
Potassium	EPA 200.7	19	mg/L	0.50	2/4/2011
Scandium	EPA 200.7	<0.10	mg/L	0.10	2/4/2011
Silver	EPA 200.7	<0.0050	mg/L	0.0050	2/4/2011
Sodium	EPA 200.7	29	mg/L	0.50	2/4/2011
Strontium	EPA 200.7	0.38	mg/L	0.10	2/4/2011
Tin	EPA 200.7	<0.10	mg/L	0.10	2/4/2011
Titanium	EPA 200.7	<0.10	mg/L	0.10	2/4/2011
Vanadium	EPA 200.7	0.017	mg/L	0.010	2/4/2011
Zinc	EPA 200.7	<0.010	mg/L	0.010	2/4/2011
Mercury	EPA 200.8	0.00032	mg/L	0.0002	2/10/2011
Antimony	EPA 200.8	<0.0025	mg/L	0.0025	2/8/2011
Arsenic	EPA 200.8	<0.0050	mg/L	0.0050	2/8/2011
Lead	EPA 200.8	<0.0025	mg/L	0.0025	2/8/2011
Selenium	EPA 200.8	0.010	mg/L	0.0050	2/8/2011
Thallium	EPA 200.8	<0.0010	mg/L	0.0010	2/8/2011
Uranium	EPA 200.8	0.057	mg/L	0.010	2/8/2011
Anions	Calculation	5.09	meq/L	0.10	
Cations	Calculation	4.97	meq/L	0.10	

Customer Sample ID: 604 673 WK:0 **Collect Date/Time:** 1/28/2011 09:00
WETLAB Sample ID: 1101435-006 **Receive Date:** 1/28/2011 16:25

PROFILE II

Parameter	Method	Results	Units	Reporting Limit	Date Analyzed
Error	Calculation	1.2	%	1.0	

Customer Sample ID: 604 767 WK:0 **Collect Date/Time:** 1/28/2011 09:00
WETLAB Sample ID: 1101435-007 **Receive Date:** 1/28/2011 16:25

PROFILE II

Parameter	Method	Results	Units	Reporting Limit	Date Analyzed
pH	SM 4500-H+ B	7.95	pH Units		1/30/2011
Bicarbonate (HCO3)	SM 2320B	87	mg/L	1.0	1/28/2011
Carbonate (CO3)	SM 2320B	<1.0	mg/L	1.0	1/28/2011
Hydroxide (OH)	SM 2320B	<1.0	mg/L	1.0	1/28/2011
Total Alkalinity	SM 2320B	71	mg/L as CaCO3	1.0	1/28/2011
Chloride	EPA 300.0	44	mg/L	1.0	1/29/2011
Fluoride	EPA 300.0	4.2	mg/L	0.50	2/5/2011
Sulfate	EPA 300.0	920	mg/L	10	2/5/2011
Nitrate Nitrogen	EPA 300.0	<1.0	mg/L	1.0	1/29/2011
Nitrite Nitrogen	EPA 300.0	<0.025	mg/L	0.025	1/29/2011
Total Dissolved Solids (TDS)	SM 2540C	1700	mg/L	10	2/2/2011
Aluminum	EPA 200.7	<0.045	mg/L	0.045	2/4/2011
Barium	EPA 200.7	0.012	mg/L	0.010	2/4/2011
Beryllium	EPA 200.7	<0.0010	mg/L	0.0010	2/4/2011
Bismuth	EPA 200.7	<0.10	mg/L	0.10	2/4/2011
Boron	EPA 200.7	0.27	mg/L	0.10	2/4/2011
Cadmium	EPA 200.7	<0.0010	mg/L	0.0010	2/4/2011
Calcium	EPA 200.7	220	mg/L	0.50	2/4/2011
Chromium	EPA 200.7	<0.0050	mg/L	0.0050	2/4/2011
Cobalt	EPA 200.7	0.023	mg/L	0.010	2/4/2011
Copper	EPA 200.7	<0.050	mg/L	0.050	2/4/2011
Gallium	EPA 200.7	<0.10	mg/L	0.10	2/4/2011
Iron	EPA 200.7	<0.010	mg/L	0.010	2/4/2011
Lithium	EPA 200.7	<0.10	mg/L	0.10	2/4/2011
Magnesium	EPA 200.7	69	mg/L	0.50	2/4/2011
Manganese	EPA 200.7	1.6	mg/L	0.0050	2/4/2011
Molybdenum	EPA 200.7	<0.050	mg/L	0.050	2/4/2011
Nickel	EPA 200.7	0.012	mg/L	0.010	2/4/2011
Phosphorus	EPA 200.7	<0.50	mg/L	0.50	2/4/2011
Potassium	EPA 200.7	70	mg/L	0.50	2/4/2011
Scandium	EPA 200.7	<0.10	mg/L	0.10	2/4/2011
Silver	EPA 200.7	<0.0050	mg/L	0.0050	2/4/2011
Sodium	EPA 200.7	67	mg/L	0.50	2/4/2011
Strontium	EPA 200.7	2.2	mg/L	0.10	2/4/2011

Customer Sample ID: 604 767 WK:0 **Collect Date/Time:** 1/28/2011 09:00
WETLAB Sample ID: 1101435-007 **Receive Date:** 1/28/2011 16:25

PROFILE II

Parameter	Method	Results	Units	Reporting Limit	Date Analyzed
Tin	EPA 200.7	<0.10	mg/L	0.10	2/4/2011
Titanium	EPA 200.7	<0.10	mg/L	0.10	2/4/2011
Vanadium	EPA 200.7	0.087	mg/L	0.010	2/4/2011
Zinc	EPA 200.7	0.060	mg/L	0.010	2/4/2011
Mercury	EPA 200.8	<0.00010	mg/L	0.00010	2/8/2011
Antimony	EPA 200.8	0.0028	mg/L	0.0025	2/8/2011
Arsenic	EPA 200.8	<0.010	mg/L	0.010	2/10/2011
Lead	EPA 200.8	<0.0025	mg/L	0.0025	2/8/2011
Selenium	EPA 200.8	0.055	mg/L	0.0050	2/8/2011
Thallium	EPA 200.8	<0.0010	mg/L	0.0010	2/8/2011
Uranium	EPA 200.8	<0.010	mg/L	0.010	2/8/2011
Anions	Calculation	22.0	meq/L	0.10	
Cations	Calculation	21.4	meq/L	0.10	
Error	Calculation	1.4	%	1.0	

Customer Sample ID: 604 787 WK:0 **Collect Date/Time:** 1/28/2011 09:00
WETLAB Sample ID: 1101435-008 **Receive Date:** 1/28/2011 16:25

PROFILE II

Parameter	Method	Results	Units	Reporting Limit	Date Analyzed
pH	SM 4500-H+ B	8.06	pH Units		1/30/2011
Bicarbonate (HCO3)	SM 2320B	86	mg/L	1.0	1/28/2011
Carbonate (CO3)	SM 2320B	<1.0	mg/L	1.0	1/28/2011
Hydroxide (OH)	SM 2320B	<1.0	mg/L	1.0	1/28/2011
Total Alkalinity	SM 2320B	71	mg/L as CaCO3	1.0	1/28/2011
Chloride	EPA 300.0	14	mg/L	1.0	1/29/2011
Fluoride	EPA 300.0	2.4	mg/L	0.50	2/5/2011
Sulfate	EPA 300.0	270	mg/L	10	2/5/2011
Nitrate Nitrogen	EPA 300.0	<1.0	mg/L	1.0	1/29/2011
Nitrite Nitrogen	EPA 300.0	0.046	mg/L	0.025	1/29/2011
Total Dissolved Solids (TDS)	SM 2540C	510	mg/L	10	2/2/2011
Aluminum	EPA 200.7	<0.045	mg/L	0.045	2/4/2011
Barium	EPA 200.7	<0.010	mg/L	0.010	2/4/2011
Beryllium	EPA 200.7	<0.0010	mg/L	0.0010	2/4/2011
Bismuth	EPA 200.7	<0.10	mg/L	0.10	2/4/2011
Boron	EPA 200.7	<0.10	mg/L	0.10	2/4/2011
Cadmium	EPA 200.7	<0.0010	mg/L	0.0010	2/4/2011
Calcium	EPA 200.7	90	mg/L	0.50	2/4/2011
Chromium	EPA 200.7	<0.0050	mg/L	0.0050	2/4/2011
Cobalt	EPA 200.7	<0.010	mg/L	0.010	2/4/2011
Copper	EPA 200.7	<0.050	mg/L	0.050	2/4/2011

Customer Sample ID: 604 787 WK:0 **Collect Date/Time:** 1/28/2011 09:00
WETLAB Sample ID: 1101435-008 **Receive Date:** 1/28/2011 16:25

PROFILE II

Parameter	Method	Results	Units	Reporting Limit	Date Analyzed
Gallium	EPA 200.7	<0.10	mg/L	0.10	2/4/2011
Iron	EPA 200.7	<0.010	mg/L	0.010	2/4/2011
Lithium	EPA 200.7	<0.10	mg/L	0.10	2/4/2011
Magnesium	EPA 200.7	13	mg/L	0.50	2/4/2011
Manganese	EPA 200.7	0.024	mg/L	0.0050	2/4/2011
Molybdenum	EPA 200.7	0.33	mg/L	0.010	2/4/2011
Nickel	EPA 200.7	<0.010	mg/L	0.010	2/4/2011
Phosphorus	EPA 200.7	<0.50	mg/L	0.50	2/4/2011
Potassium	EPA 200.7	8.5	mg/L	0.50	2/4/2011
Scandium	EPA 200.7	<0.10	mg/L	0.10	2/4/2011
Silver	EPA 200.7	<0.0050	mg/L	0.0050	2/4/2011
Sodium	EPA 200.7	25	mg/L	0.50	2/4/2011
Strontium	EPA 200.7	0.70	mg/L	0.10	2/4/2011
Tin	EPA 200.7	<0.10	mg/L	0.10	2/4/2011
Titanium	EPA 200.7	<0.10	mg/L	0.10	2/4/2011
Vanadium	EPA 200.7	0.022	mg/L	0.010	2/4/2011
Zinc	EPA 200.7	<0.010	mg/L	0.010	2/4/2011
Mercury	EPA 200.8	<0.00010	mg/L	0.00010	2/8/2011
Antimony	EPA 200.8	0.0030	mg/L	0.0025	2/8/2011
Arsenic	EPA 200.8	<0.010	mg/L	0.010	2/10/2011
Lead	EPA 200.8	<0.0025	mg/L	0.0025	2/8/2011
Selenium	EPA 200.8	0.016	mg/L	0.0050	2/8/2011
Thallium	EPA 200.8	<0.0010	mg/L	0.0010	2/8/2011
Uranium	EPA 200.8	0.12	mg/L	0.010	3/23/2011
Anions	Calculation	7.55	meq/L	0.10	
Cations	Calculation	6.87	meq/L	0.10	
Error	Calculation	4.8	%	1.0	

Customer Sample ID: 604 811 WK:0 **Collect Date/Time:** 1/28/2011 09:00
WETLAB Sample ID: 1101435-009 **Receive Date:** 1/28/2011 16:25

PROFILE II

Parameter	Method	Results	Units	Reporting Limit	Date Analyzed
pH	SM 4500-H+ B	8.26	pH Units		1/30/2011
Bicarbonate (HCO3)	SM 2320B	160	mg/L	1.0	1/28/2011
Carbonate (CO3)	SM 2320B	<1.0	mg/L	1.0	1/28/2011
Hydroxide (OH)	SM 2320B	<1.0	mg/L	1.0	1/28/2011
Total Alkalinity	SM 2320B	130	mg/L as CaCO3	1.0	1/28/2011
Chloride	EPA 300.0	24	mg/L	1.0	1/29/2011
Fluoride	EPA 300.0	6.9	mg/L	0.50	2/5/2011
Sulfate	EPA 300.0	290	mg/L	10	2/5/2011

Customer Sample ID: 604 811 WK:0 **Collect Date/Time:** 1/28/2011 09:00

WETLAB Sample ID: 1101435-009 **Receive Date:** 1/28/2011 16:25

PROFILE II

Parameter	Method	Results	Units	Reporting Limit	Date Analyzed
Nitrate Nitrogen	EPA 300.0	<1.0	mg/L	1.0	1/29/2011
Nitrite Nitrogen	EPA 300.0	0.37	mg/L	0.025	1/29/2011
Total Dissolved Solids (TDS)	SM 2540C	700	mg/L	10	2/2/2011
Aluminum	EPA 200.7	<0.045	mg/L	0.045	2/4/2011
Barium	EPA 200.7	<0.010	mg/L	0.010	2/4/2011
Beryllium	EPA 200.7	<0.0010	mg/L	0.0010	2/4/2011
Bismuth	EPA 200.7	<0.10	mg/L	0.10	2/4/2011
Boron	EPA 200.7	0.10	mg/L	0.10	2/4/2011
Cadmium	EPA 200.7	<0.0010	mg/L	0.0010	2/4/2011
Calcium	EPA 200.7	100	mg/L	0.50	2/4/2011
Chromium	EPA 200.7	<0.0050	mg/L	0.0050	2/4/2011
Cobalt	EPA 200.7	<0.010	mg/L	0.010	2/4/2011
Copper	EPA 200.7	<0.050	mg/L	0.050	2/4/2011
Gallium	EPA 200.7	<0.10	mg/L	0.10	2/4/2011
Iron	EPA 200.7	<0.010	mg/L	0.010	2/4/2011
Lithium	EPA 200.7	<0.10	mg/L	0.10	2/4/2011
Magnesium	EPA 200.7	17	mg/L	0.50	2/4/2011
Manganese	EPA 200.7	<0.025	mg/L	0.025	2/4/2011
Molybdenum	EPA 200.7	0.11	mg/L	0.010	2/4/2011
Nickel	EPA 200.7	<0.010	mg/L	0.010	2/4/2011
Phosphorus	EPA 200.7	<0.50	mg/L	0.50	2/4/2011
Potassium	EPA 200.7	18	mg/L	0.50	2/4/2011
Scandium	EPA 200.7	<0.10	mg/L	0.10	2/4/2011
Silver	EPA 200.7	<0.0050	mg/L	0.0050	2/4/2011
Sodium	EPA 200.7	47	mg/L	0.50	2/4/2011
Strontium	EPA 200.7	1.4	mg/L	0.10	2/4/2011
Tin	EPA 200.7	<0.10	mg/L	0.10	2/4/2011
Titanium	EPA 200.7	<0.10	mg/L	0.10	2/4/2011
Vanadium	EPA 200.7	0.032	mg/L	0.010	2/4/2011
Zinc	EPA 200.7	<0.010	mg/L	0.010	2/4/2011
Mercury	EPA 200.8	<0.00010	mg/L	0.00010	2/8/2011
Antimony	EPA 200.8	0.0033	mg/L	0.0025	2/8/2011
Arsenic	EPA 200.8	0.0095	mg/L	0.0050	2/8/2011
Lead	EPA 200.8	<0.0025	mg/L	0.0025	2/8/2011
Selenium	EPA 200.8	0.029	mg/L	0.0050	2/8/2011
Thallium	EPA 200.8	<0.0010	mg/L	0.0010	2/8/2011
Uranium	EPA 200.8	0.14	mg/L	0.010	3/23/2011
Anions	Calculation	9.70	meq/L	0.10	
Cations	Calculation	8.89	meq/L	0.10	
Error	Calculation	4.3	%	1.0	

Customer Sample ID: 604 854 WK:0 **Collect Date/Time:** 1/28/2011 09:00

WETLAB Sample ID: 1101435-010 **Receive Date:** 1/28/2011 16:25

PROFILE II

Parameter	Method	Results	Units	Reporting Limit	Date Analyzed
pH	SM 4500-H+ B	8.11	pH Units		1/30/2011
Bicarbonate (HCO3)	SM 2320B	110	mg/L	1.0	1/28/2011
Carbonate (CO3)	SM 2320B	<1.0	mg/L	1.0	1/28/2011
Hydroxide (OH)	SM 2320B	<1.0	mg/L	1.0	1/28/2011
Total Alkalinity	SM 2320B	91	mg/L as CaCO3	1.0	1/28/2011
Chloride	EPA 300.0	41	mg/L	1.0	1/29/2011
Fluoride	EPA 300.0	4.6	mg/L	0.50	2/5/2011
Sulfate	EPA 300.0	380	mg/L	10	2/5/2011
Nitrate Nitrogen	EPA 300.0	<1.0	mg/L	1.0	1/29/2011
Nitrite Nitrogen	EPA 300.0	<0.025	mg/L	0.025	1/29/2011
Total Dissolved Solids (TDS)	SM 2540C	800	mg/L	10	2/2/2011
Aluminum	EPA 200.7	<0.045	mg/L	0.045	2/4/2011
Barium	EPA 200.7	<0.010	mg/L	0.010	2/4/2011
Beryllium	EPA 200.7	<0.0010	mg/L	0.0010	2/4/2011
Bismuth	EPA 200.7	<0.10	mg/L	0.10	2/4/2011
Boron	EPA 200.7	0.25	mg/L	0.10	2/4/2011
Cadmium	EPA 200.7	<0.0010	mg/L	0.0010	2/4/2011
Calcium	EPA 200.7	110	mg/L	0.50	2/4/2011
Chromium	EPA 200.7	<0.0050	mg/L	0.0050	2/4/2011
Cobalt	EPA 200.7	<0.010	mg/L	0.010	2/4/2011
Copper	EPA 200.7	0.14	mg/L	0.050	2/4/2011
Gallium	EPA 200.7	<0.10	mg/L	0.10	2/4/2011
Iron	EPA 200.7	<0.010	mg/L	0.010	2/4/2011
Lithium	EPA 200.7	<0.10	mg/L	0.10	2/4/2011
Magnesium	EPA 200.7	25	mg/L	0.50	2/4/2011
Manganese	EPA 200.7	0.13	mg/L	0.0050	2/4/2011
Molybdenum	EPA 200.7	0.13	mg/L	0.010	2/4/2011
Nickel	EPA 200.7	<0.010	mg/L	0.010	2/4/2011
Phosphorus	EPA 200.7	<0.50	mg/L	0.50	2/4/2011
Potassium	EPA 200.7	72	mg/L	0.50	2/4/2011
Scandium	EPA 200.7	<0.10	mg/L	0.10	2/4/2011
Silver	EPA 200.7	<0.0050	mg/L	0.0050	2/4/2011
Sodium	EPA 200.7	48	mg/L	0.50	2/4/2011
Strontium	EPA 200.7	1.7	mg/L	0.10	2/4/2011
Tin	EPA 200.7	<0.10	mg/L	0.10	2/4/2011
Titanium	EPA 200.7	<0.10	mg/L	0.10	2/4/2011
Vanadium	EPA 200.7	0.054	mg/L	0.010	2/4/2011
Zinc	EPA 200.7	0.013	mg/L	0.010	2/4/2011
Mercury	EPA 200.8	<0.00010	mg/L	0.00010	2/8/2011
Antimony	EPA 200.8	0.0036	mg/L	0.0025	2/8/2011
Arsenic	EPA 200.8	0.0067	mg/L	0.0050	2/8/2011

Customer Sample ID: 604 854 WK:0 **Collect Date/Time:** 1/28/2011 09:00
WETLAB Sample ID: 1101435-010 **Receive Date:** 1/28/2011 16:25

PROFILE II

Parameter	Method	Results	Units	Reporting Limit	Date Analyzed
Lead	EPA 200.8	<0.0025	mg/L	0.0025	2/8/2011
Selenium	EPA 200.8	0.024	mg/L	0.0050	2/8/2011
Thallium	EPA 200.8	<0.0010	mg/L	0.0010	2/8/2011
Uranium	EPA 200.8	0.029	mg/L	0.010	2/8/2011
Anions	Calculation	11.1	meq/L	0.10	
Cations	Calculation	11.5	meq/L	0.10	
Error	Calculation	1.6	%	1.0	

Customer Sample ID: 604 862 WK:0 **Collect Date/Time:** 1/28/2011 09:00
WETLAB Sample ID: 1101435-011 **Receive Date:** 1/28/2011 16:25

PROFILE II

Parameter	Method	Results	Units	Reporting Limit	Date Analyzed
pH	SM 4500-H+ B	8.14	pH Units		1/30/2011
Bicarbonate (HCO3)	SM 2320B	150	mg/L	1.0	1/28/2011
Carbonate (CO3)	SM 2320B	<1.0	mg/L	1.0	1/28/2011
Hydroxide (OH)	SM 2320B	<1.0	mg/L	1.0	1/28/2011
Total Alkalinity	SM 2320B	120	mg/L as CaCO3	1.0	1/28/2011
Chloride	EPA 300.0	18	mg/L	1.0	1/29/2011
Fluoride	EPA 300.0	4.4	mg/L	0.50	2/5/2011
Sulfate	EPA 300.0	370	mg/L	10	2/5/2011
Nitrate Nitrogen	EPA 300.0	<1.0	mg/L	1.0	1/29/2011
Nitrite Nitrogen	EPA 300.0	<0.025	mg/L	0.025	1/29/2011
Total Dissolved Solids (TDS)	SM 2540C	770	mg/L	10	2/2/2011
Aluminum	EPA 200.7	<0.045	mg/L	0.045	2/4/2011
Barium	EPA 200.7	<0.010	mg/L	0.010	2/4/2011
Beryllium	EPA 200.7	<0.0010	mg/L	0.0010	2/4/2011
Bismuth	EPA 200.7	<0.10	mg/L	0.10	2/4/2011
Boron	EPA 200.7	0.11	mg/L	0.10	2/4/2011
Cadmium	EPA 200.7	<0.0010	mg/L	0.0010	2/4/2011
Calcium	EPA 200.7	110	mg/L	0.50	2/4/2011
Chromium	EPA 200.7	<0.0050	mg/L	0.0050	2/4/2011
Cobalt	EPA 200.7	<0.010	mg/L	0.010	2/4/2011
Copper	EPA 200.7	<0.050	mg/L	0.050	2/4/2011
Gallium	EPA 200.7	<0.10	mg/L	0.10	2/4/2011
Iron	EPA 200.7	<0.010	mg/L	0.010	2/4/2011
Lithium	EPA 200.7	<0.10	mg/L	0.10	2/4/2011
Magnesium	EPA 200.7	22	mg/L	0.50	2/4/2011
Manganese	EPA 200.7	0.0088	mg/L	0.0050	2/4/2011
Molybdenum	EPA 200.7	0.11	mg/L	0.010	2/4/2011
Nickel	EPA 200.7	<0.010	mg/L	0.010	2/4/2011

Customer Sample ID: 604 862 WK:0 **Collect Date/Time:** 1/28/2011 09:00
WETLAB Sample ID: 1101435-011 **Receive Date:** 1/28/2011 16:25

PROFILE II

Parameter	Method	Results	Units	Reporting Limit	Date Analyzed
Phosphorus	EPA 200.7	<0.50	mg/L	0.50	2/4/2011
Potassium	EPA 200.7	23	mg/L	0.50	2/4/2011
Scandium	EPA 200.7	<0.10	mg/L	0.10	2/4/2011
Silver	EPA 200.7	<0.0050	mg/L	0.0050	2/4/2011
Sodium	EPA 200.7	53	mg/L	0.50	2/4/2011
Strontium	EPA 200.7	2.5	mg/L	0.10	2/4/2011
Tin	EPA 200.7	<0.10	mg/L	0.10	2/4/2011
Titanium	EPA 200.7	<0.10	mg/L	0.10	2/4/2011
Vanadium	EPA 200.7	0.042	mg/L	0.010	2/4/2011
Zinc	EPA 200.7	<0.010	mg/L	0.010	2/4/2011
Mercury	EPA 200.8	<0.00010	mg/L	0.00010	2/8/2011
Antimony	EPA 200.8	<0.0025	mg/L	0.0025	2/8/2011
Arsenic	EPA 200.8	<0.0050	mg/L	0.0050	2/8/2011
Lead	EPA 200.8	<0.0025	mg/L	0.0025	2/8/2011
Selenium	EPA 200.8	0.029	mg/L	0.0050	2/8/2011
Thallium	EPA 200.8	<0.0010	mg/L	0.0010	2/8/2011
Uranium	EPA 200.8	0.017	mg/L	0.010	2/8/2011
Anions	Calculation	10.9	meq/L	0.10	
Cations	Calculation	10.2	meq/L	0.10	
Error	Calculation	3.4	%	1.0	

Customer Sample ID: 604 867 WK:0 **Collect Date/Time:** 1/28/2011 09:00
WETLAB Sample ID: 1101435-012 **Receive Date:** 1/28/2011 16:25

PROFILE II

Parameter	Method	Results	Units	Reporting Limit	Date Analyzed
pH	SM 4500-H+ B	8.05	pH Units		1/30/2011
Bicarbonate (HCO3)	SM 2320B	140	mg/L	1.0	1/28/2011
Carbonate (CO3)	SM 2320B	<1.0	mg/L	1.0	1/28/2011
Hydroxide (OH)	SM 2320B	<1.0	mg/L	1.0	1/28/2011
Total Alkalinity	SM 2320B	120	mg/L as CaCO3	1.0	1/28/2011
Chloride	EPA 300.0	8.4	mg/L	1.0	1/29/2011
Fluoride	EPA 300.0	4.2	mg/L	0.50	2/5/2011
Sulfate	EPA 300.0	900	mg/L	10	2/5/2011
Nitrate Nitrogen	EPA 300.0	<1.0	mg/L	1.0	1/29/2011
Nitrite Nitrogen	EPA 300.0	<0.025	mg/L	0.025	1/29/2011
Total Dissolved Solids (TDS)	SM 2540C	1600	mg/L	10	2/2/2011
Aluminum	EPA 200.7	<0.22	mg/L	0.22	2/4/2011
Barium	EPA 200.7	0.024	mg/L	0.010	2/4/2011
Beryllium	EPA 200.7	<0.0010	mg/L	0.0010	2/4/2011
Bismuth	EPA 200.7	<0.10	mg/L	0.10	2/4/2011

Customer Sample ID: 604 867 WK:0 **Collect Date/Time:** 1/28/2011 09:00
WETLAB Sample ID: 1101435-012 **Receive Date:** 1/28/2011 16:25

PROFILE II

Parameter	Method	Results	Units	Reporting Limit	Date Analyzed
Boron	EPA 200.7	0.11	mg/L	0.10	2/4/2011
Cadmium	EPA 200.7	<0.0010	mg/L	0.0010	2/4/2011
Calcium	EPA 200.7	260	mg/L	0.50	2/4/2011
Chromium	EPA 200.7	<0.0050	mg/L	0.0050	2/4/2011
Cobalt	EPA 200.7	<0.010	mg/L	0.010	2/4/2011
Copper	EPA 200.7	0.074	mg/L	0.050	2/4/2011
Gallium	EPA 200.7	<0.10	mg/L	0.10	2/4/2011
Iron	EPA 200.7	<0.010	mg/L	0.010	2/4/2011
Lithium	EPA 200.7	0.12	mg/L	0.10	2/4/2011
Magnesium	EPA 200.7	56	mg/L	0.50	2/4/2011
Manganese	EPA 200.7	0.48	mg/L	0.0050	2/4/2011
Molybdenum	EPA 200.7	0.059	mg/L	0.010	2/4/2011
Nickel	EPA 200.7	<0.010	mg/L	0.010	2/4/2011
Phosphorus	EPA 200.7	<0.50	mg/L	0.50	2/4/2011
Potassium	EPA 200.7	69	mg/L	0.50	2/4/2011
Scandium	EPA 200.7	<0.10	mg/L	0.10	2/4/2011
Silver	EPA 200.7	<0.0050	mg/L	0.0050	2/4/2011
Sodium	EPA 200.7	28	mg/L	0.50	2/4/2011
Strontium	EPA 200.7	5.6	mg/L	0.10	2/4/2011
Tin	EPA 200.7	<0.10	mg/L	0.10	2/4/2011
Titanium	EPA 200.7	<0.10	mg/L	0.10	2/4/2011
Vanadium	EPA 200.7	0.073	mg/L	0.010	2/4/2011
Zinc	EPA 200.7	0.024	mg/L	0.010	2/4/2011
Mercury	EPA 200.8	<0.00010	mg/L	0.00010	2/8/2011
Antimony	EPA 200.8	<0.0025	mg/L	0.0025	2/8/2011
Arsenic	EPA 200.8	<0.010	mg/L	0.010	2/10/2011
Lead	EPA 200.8	<0.0025	mg/L	0.0025	2/8/2011
Selenium	EPA 200.8	0.060	mg/L	0.010	2/10/2011
Thallium	EPA 200.8	<0.0010	mg/L	0.0010	2/8/2011
Uranium	EPA 200.8	<0.010	mg/L	0.010	2/8/2011
Anions	Calculation	21.5	meq/L	0.10	
Cations	Calculation	20.6	meq/L	0.10	
Error	Calculation	2.1	%	1.0	

Customer Sample ID: 605 033 WK:0 **Collect Date/Time:** 1/28/2011 09:00
WETLAB Sample ID: 1101435-013 **Receive Date:** 1/28/2011 16:25

PROFILE II

Parameter	Method	Results	Units	Reporting Limit	Date Analyzed
pH	SM 4500-H+ B	8.16	pH Units		1/30/2011
Bicarbonate (HCO3)	SM 2320B	120	mg/L	1.0	1/28/2011

Customer Sample ID: 605 033 WK:0 **Collect Date/Time:** 1/28/2011 09:00

WETLAB Sample ID: 1101435-013 **Receive Date:** 1/28/2011 16:25

PROFILE II

Parameter	Method	Results	Units	Reporting Limit	Date Analyzed
Carbonate (CO3)	SM 2320B	<1.0	mg/L	1.0	1/28/2011
Hydroxide (OH)	SM 2320B	<1.0	mg/L	1.0	1/28/2011
Total Alkalinity	SM 2320B	96	mg/L as CaCO3	1.0	1/28/2011
Chloride	EPA 300.0	23	mg/L	1.0	1/29/2011
Fluoride	EPA 300.0	5.7	mg/L	0.50	2/5/2011
Sulfate	EPA 300.0	230	mg/L	10	2/5/2011
Nitrate Nitrogen	EPA 300.0	<1.0	mg/L	1.0	1/29/2011
Nitrite Nitrogen	EPA 300.0	<0.025	mg/L	0.025	1/29/2011
Total Dissolved Solids (TDS)	SM 2540C	540	mg/L	10	2/2/2011
Aluminum	EPA 200.7	<0.045	mg/L	0.045	2/4/2011
Barium	EPA 200.7	<0.010	mg/L	0.010	2/4/2011
Beryllium	EPA 200.7	<0.0010	mg/L	0.0010	2/4/2011
Bismuth	EPA 200.7	<0.10	mg/L	0.10	2/4/2011
Boron	EPA 200.7	<0.10	mg/L	0.10	2/4/2011
Cadmium	EPA 200.7	<0.0010	mg/L	0.0010	2/4/2011
Calcium	EPA 200.7	65	mg/L	0.50	2/4/2011
Chromium	EPA 200.7	<0.0050	mg/L	0.0050	2/4/2011
Cobalt	EPA 200.7	<0.010	mg/L	0.010	2/4/2011
Copper	EPA 200.7	<0.050	mg/L	0.050	2/4/2011
Gallium	EPA 200.7	<0.10	mg/L	0.10	2/4/2011
Iron	EPA 200.7	<0.010	mg/L	0.010	2/4/2011
Lithium	EPA 200.7	<0.10	mg/L	0.10	2/4/2011
Magnesium	EPA 200.7	9.8	mg/L	0.50	2/4/2011
Manganese	EPA 200.7	0.016	mg/L	0.0050	2/4/2011
Molybdenum	EPA 200.7	0.10	mg/L	0.010	2/4/2011
Nickel	EPA 200.7	<0.010	mg/L	0.010	2/4/2011
Phosphorus	EPA 200.7	<0.50	mg/L	0.50	2/4/2011
Potassium	EPA 200.7	30	mg/L	0.50	2/4/2011
Scandium	EPA 200.7	<0.10	mg/L	0.10	2/4/2011
Silver	EPA 200.7	<0.0050	mg/L	0.0050	2/4/2011
Sodium	EPA 200.7	46	mg/L	0.50	2/4/2011
Strontium	EPA 200.7	0.69	mg/L	0.10	2/4/2011
Tin	EPA 200.7	<0.10	mg/L	0.10	2/4/2011
Titanium	EPA 200.7	<0.10	mg/L	0.10	2/4/2011
Vanadium	EPA 200.7	0.021	mg/L	0.010	2/4/2011
Zinc	EPA 200.7	<0.010	mg/L	0.010	2/4/2011
Mercury	EPA 200.8	<0.00010	mg/L	0.00010	2/8/2011
Antimony	EPA 200.8	<0.0025	mg/L	0.0025	2/8/2011
Arsenic	EPA 200.8	<0.0050	mg/L	0.0050	2/8/2011
Lead	EPA 200.8	<0.0025	mg/L	0.0025	2/8/2011
Selenium	EPA 200.8	<0.010	mg/L	0.010	2/10/2011

Customer Sample ID: 605 033 WK:0 **Collect Date/Time:** 1/28/2011 09:00
WETLAB Sample ID: 1101435-013 **Receive Date:** 1/28/2011 16:25

PROFILE II

Parameter	Method	Results	Units	Reporting Limit	Date Analyzed
Thallium	EPA 200.8	<0.0010	mg/L	0.0010	2/8/2011
Uranium	EPA 200.8	0.019	mg/L	0.010	2/8/2011
Anions	Calculation	7.70	meq/L	0.10	
Cations	Calculation	6.82	meq/L	0.10	
Error	Calculation	6.1	%	1.0	

Customer Sample ID: 605 153 WK:0 **Collect Date/Time:** 1/28/2011 09:00
WETLAB Sample ID: 1101435-014 **Receive Date:** 1/28/2011 16:25

PROFILE II

Parameter	Method	Results	Units	Reporting Limit	Date Analyzed
pH	SM 4500-H+ B	7.91	pH Units		1/30/2011
Bicarbonate (HCO3)	SM 2320B	59	mg/L	1.0	1/28/2011
Carbonate (CO3)	SM 2320B	<1.0	mg/L	1.0	1/28/2011
Hydroxide (OH)	SM 2320B	<1.0	mg/L	1.0	1/28/2011
Total Alkalinity	SM 2320B	48	mg/L as CaCO3	1.0	1/28/2011
Chloride	EPA 300.0	4.3	mg/L	1.0	1/29/2011
Fluoride	EPA 300.0	3.7	mg/L	1.0	2/5/2011
Sulfate	EPA 300.0	200	mg/L	10	2/5/2011
Nitrate Nitrogen	EPA 300.0	<1.0	mg/L	1.0	1/29/2011
Nitrite Nitrogen	EPA 300.0	0.18	mg/L	0.025	1/29/2011
Total Dissolved Solids (TDS)	SM 2540C	380	mg/L	10	2/2/2011
Aluminum	EPA 200.7	0.048	mg/L	0.045	2/4/2011
Barium	EPA 200.7	0.034	mg/L	0.010	2/4/2011
Beryllium	EPA 200.7	<0.0010	mg/L	0.0010	2/4/2011
Bismuth	EPA 200.7	<0.10	mg/L	0.10	2/4/2011
Boron	EPA 200.7	0.14	mg/L	0.10	2/4/2011
Cadmium	EPA 200.7	<0.0010	mg/L	0.0010	2/4/2011
Calcium	EPA 200.7	42	mg/L	0.50	2/4/2011
Chromium	EPA 200.7	<0.0050	mg/L	0.0050	2/4/2011
Cobalt	EPA 200.7	<0.010	mg/L	0.010	2/4/2011
Copper	EPA 200.7	<0.050	mg/L	0.050	2/4/2011
Gallium	EPA 200.7	<0.10	mg/L	0.10	2/4/2011
Iron	EPA 200.7	<0.010	mg/L	0.010	2/4/2011
Lithium	EPA 200.7	<0.10	mg/L	0.10	2/4/2011
Magnesium	EPA 200.7	9.4	mg/L	0.50	2/4/2011
Manganese	EPA 200.7	0.048	mg/L	0.0050	2/4/2011
Molybdenum	EPA 200.7	0.020	mg/L	0.010	2/4/2011
Nickel	EPA 200.7	<0.010	mg/L	0.010	2/4/2011
Phosphorus	EPA 200.7	<0.50	mg/L	0.50	2/4/2011
Potassium	EPA 200.7	16	mg/L	0.50	2/4/2011

Customer Sample ID: 605 153 WK:0 **Collect Date/Time:** 1/28/2011 09:00
WETLAB Sample ID: 1101435-014 **Receive Date:** 1/28/2011 16:25

PROFILE II

Parameter	Method	Results	Units	Reporting Limit	Date Analyzed
Scandium	EPA 200.7	<0.10	mg/L	0.10	2/4/2011
Silver	EPA 200.7	<0.0050	mg/L	0.0050	2/4/2011
Sodium	EPA 200.7	39	mg/L	0.50	2/4/2011
Strontium	EPA 200.7	3.0	mg/L	0.10	2/4/2011
Tin	EPA 200.7	<0.10	mg/L	0.10	2/4/2011
Titanium	EPA 200.7	<0.10	mg/L	0.10	2/4/2011
Vanadium	EPA 200.7	<0.050	mg/L	0.050	2/4/2011
Zinc	EPA 200.7	<0.010	mg/L	0.010	2/4/2011
Mercury	EPA 200.8	<0.00010	mg/L	0.00010	2/8/2011
Antimony	EPA 200.8	<0.0025	mg/L	0.0025	2/8/2011
Arsenic	EPA 200.8	<0.010	mg/L	0.010	2/10/2011
Lead	EPA 200.8	<0.0025	mg/L	0.0025	2/8/2011
Selenium	EPA 200.8	<0.010	mg/L	0.010	2/10/2011
Thallium	EPA 200.8	<0.0010	mg/L	0.0010	2/8/2011
Uranium	EPA 200.8	0.033	mg/L	0.010	2/8/2011
Anions	Calculation	5.45	meq/L	0.10	
Cations	Calculation	4.98	meq/L	0.10	
Error	Calculation	4.5	%	1.0	

Customer Sample ID: SRK 0854 WK:0 **Collect Date/Time:** 1/28/2011 09:00
WETLAB Sample ID: 1101435-015 **Receive Date:** 1/28/2011 16:25

PROFILE II

Parameter	Method	Results	Units	Reporting Limit	Date Analyzed
pH	SM 4500-H+ B	4.38	pH Units		1/28/2011
Bicarbonate (HCO3)	SM 2320B	<1.0	mg/L	1.0	2/4/2011
Carbonate (CO3)	SM 2320B	<1.0	mg/L	1.0	2/4/2011
Hydroxide (OH)	SM 2320B	<1.0	mg/L	1.0	2/4/2011
Total Alkalinity	SM 2320B	<1.0	mg/L as CaCO3	1.0	2/4/2011
Chloride	EPA 300.0	<10	mg/L	10	1/29/2011
Fluoride	EPA 300.0	5.5	mg/L	1.0	2/5/2011
Sulfate	EPA 300.0	2200	mg/L	100	2/9/2011
Nitrate Nitrogen	EPA 300.0	<1.0	mg/L	1.0	1/29/2011
Nitrite Nitrogen	EPA 300.0	<0.25	mg/L	0.25	1/29/2011
Total Dissolved Solids (TDS)	SM 2540C	3300	mg/L	10	2/2/2011
Aluminum	EPA 200.7	20	mg/L	0.22	2/4/2011
Barium	EPA 200.7	<0.050	mg/L	0.050	2/4/2011
Beryllium	EPA 200.7	0.010	mg/L	0.0050	2/4/2011
Bismuth	EPA 200.7	<0.50	mg/L	0.50	2/4/2011
Boron	EPA 200.7	<0.50	mg/L	0.50	2/4/2011
Cadmium	EPA 200.7	0.073	mg/L	0.0050	2/4/2011

Customer Sample ID: SRK 0854 WK:0 **Collect Date/Time:** 1/28/2011 09:00
WETLAB Sample ID: 1101435-015 **Receive Date:** 1/28/2011 16:25

PROFILE II

Parameter	Method	Results	Units	Reporting Limit	Date Analyzed
Calcium	EPA 200.7	180	mg/L	2.5	2/4/2011
Chromium	EPA 200.7	<0.025	mg/L	0.025	2/4/2011
Cobalt	EPA 200.7	0.50	mg/L	0.050	2/4/2011
Copper	EPA 200.7	830	mg/L	1.2	2/7/2011
Gallium	EPA 200.7	<0.50	mg/L	0.50	2/4/2011
Iron	EPA 200.7	44	mg/L	0.050	2/4/2011
Lithium	EPA 200.7	<0.50	mg/L	0.50	2/4/2011
Magnesium	EPA 200.7	34	mg/L	2.5	2/4/2011
Manganese	EPA 200.7	7.1	mg/L	0.025	2/4/2011
Molybdenum	EPA 200.7	<0.050	mg/L	0.050	2/4/2011
Nickel	EPA 200.7	0.20	mg/L	0.050	2/4/2011
Phosphorus	EPA 200.7	<2.5	mg/L	2.5	2/4/2011
Potassium	EPA 200.7	30	mg/L	2.5	2/4/2011
Scandium	EPA 200.7	<0.50	mg/L	0.50	2/4/2011
Silver	EPA 200.7	<0.025	mg/L	0.025	2/4/2011
Sodium	EPA 200.7	15	mg/L	2.5	2/4/2011
Strontium	EPA 200.7	0.89	mg/L	0.50	2/4/2011
Tin	EPA 200.7	<0.50	mg/L	0.50	2/4/2011
Titanium	EPA 200.7	<0.50	mg/L	0.50	2/4/2011
Vanadium	EPA 200.7	<0.050	mg/L	0.050	2/4/2011
Zinc	EPA 200.7	6.3	mg/L	0.050	2/4/2011
Mercury	EPA 200.8	<0.00010	mg/L	0.00010	2/8/2011
Antimony	EPA 200.8	<0.0025	mg/L	0.0025	2/8/2011
Arsenic	EPA 200.8	0.0080	mg/L	0.0050	2/8/2011
Lead	EPA 200.8	0.0071	mg/L	0.0025	2/8/2011
Selenium	EPA 200.8	0.055	mg/L	0.0050	2/8/2011
Thallium	EPA 200.8	<0.0010	mg/L	0.0010	2/8/2011
Uranium	EPA 200.8	0.18	mg/L	0.010	3/23/2011
Anions	Calculation	46.3	meq/L	0.10	
Cations	Calculation	44.4	meq/L	0.10	
Error	Calculation	2.2	%	1.0	

Customer Sample ID: SRK 0858 WK:0 **Collect Date/Time:** 1/28/2011 09:00
WETLAB Sample ID: 1101435-016 **Receive Date:** 1/28/2011 16:25

PROFILE II

Parameter	Method	Results	Units	Reporting Limit	Date Analyzed
pH	SM 4500-H+ B	3.83	pH Units		1/30/2011
Acidity (Titrimetric)	SM 2310B	180	mg/L as CaCO3		1/28/2011
Chloride	EPA 300.0	5.6	mg/L	1.0	1/29/2011
Fluoride	EPA 300.0	6.9	mg/L	1.0	2/5/2011

Customer Sample ID: SRK 0858 WK:0 **Collect Date/Time:** 1/28/2011 09:00

WETLAB Sample ID: 1101435-016 **Receive Date:** 1/28/2011 16:25

PROFILE II

Parameter	Method	Results	Units	Reporting Limit	Date Analyzed
Sulfate	EPA 300.0	560	mg/L	10	2/5/2011
Nitrate Nitrogen	EPA 300.0	<1.0	mg/L	1.0	1/29/2011
Nitrite Nitrogen	EPA 300.0	<0.025	mg/L	0.025	1/29/2011
Total Dissolved Solids (TDS)	SM 2540C	710	mg/L	10	2/2/2011
Aluminum	EPA 200.7	14	mg/L	0.22	2/4/2011
Barium	EPA 200.7	<0.050	mg/L	0.050	2/4/2011
Beryllium	EPA 200.7	<0.0050	mg/L	0.0050	2/4/2011
Bismuth	EPA 200.7	<0.50	mg/L	0.50	2/4/2011
Boron	EPA 200.7	<0.50	mg/L	0.50	2/4/2011
Cadmium	EPA 200.7	<0.025	mg/L	0.025	2/7/2011
Calcium	EPA 200.7	90	mg/L	2.5	2/4/2011
Chromium	EPA 200.7	<0.12	mg/L	0.12	2/7/2011
Cobalt	EPA 200.7	0.060	mg/L	0.050	2/4/2011
Copper	EPA 200.7	28	mg/L	0.25	2/4/2011
Gallium	EPA 200.7	<0.50	mg/L	0.50	2/4/2011
Iron	EPA 200.7	18	mg/L	0.050	2/4/2011
Lithium	EPA 200.7	<0.50	mg/L	0.50	2/4/2011
Magnesium	EPA 200.7	7.0	mg/L	2.5	2/4/2011
Manganese	EPA 200.7	1.2	mg/L	0.025	2/4/2011
Molybdenum	EPA 200.7	<0.050	mg/L	0.050	2/4/2011
Nickel	EPA 200.7	<0.050	mg/L	0.050	2/4/2011
Phosphorus	EPA 200.7	<2.5	mg/L	2.5	2/4/2011
Potassium	EPA 200.7	12	mg/L	2.5	2/4/2011
Scandium	EPA 200.7	<0.50	mg/L	0.50	2/4/2011
Silver	EPA 200.7	<0.025	mg/L	0.025	2/4/2011
Sodium	EPA 200.7	9.1	mg/L	2.5	2/4/2011
Strontium	EPA 200.7	<0.50	mg/L	0.50	2/4/2011
Tin	EPA 200.7	<0.50	mg/L	0.50	2/4/2011
Titanium	EPA 200.7	<0.50	mg/L	0.50	2/4/2011
Vanadium	EPA 200.7	<0.050	mg/L	0.050	2/4/2011
Zinc	EPA 200.7	0.28	mg/L	0.050	2/4/2011
Mercury	EPA 200.8	<0.00010	mg/L	0.00010	2/8/2011
Antimony	EPA 200.8	<0.0025	mg/L	0.0025	2/8/2011
Arsenic	EPA 200.8	<0.0050	mg/L	0.0050	2/8/2011
Lead	EPA 200.8	0.0055	mg/L	0.0025	2/8/2011
Selenium	EPA 200.8	<0.010	mg/L	0.010	2/10/2011
Thallium	EPA 200.8	<0.0010	mg/L	0.0010	2/8/2011
Uranium	EPA 200.8	0.060	mg/L	0.010	2/8/2011
Anions	Calculation	12.2	meq/L	0.10	
Cations	Calculation	11.1	meq/L	0.10	
Error	Calculation	4.8	%	1.0	

Customer Sample ID: SRK 0858 WK:0 **Collect Date/Time:** 1/28/2011 09:00
WETLAB Sample ID: 1101435-016 **Receive Date:** 1/28/2011 16:25

PROFILE II

Parameter	Method	Results	Units	Reporting Limit	Date Analyzed

Customer Sample ID: SRK 0864 WK:0 **Collect Date/Time:** 1/28/2011 09:00
WETLAB Sample ID: 1101435-017 **Receive Date:** 1/28/2011 16:25

PROFILE II

Parameter	Method	Results	Units	Reporting Limit	Date Analyzed
pH	SM 4500-H+ B	7.45	pH Units		1/30/2011
Bicarbonate (HCO3)	SM 2320B	40	mg/L	1.0	1/28/2011
Carbonate (CO3)	SM 2320B	<1.0	mg/L	1.0	1/28/2011
Hydroxide (OH)	SM 2320B	<1.0	mg/L	1.0	1/28/2011
Total Alkalinity	SM 2320B	33	mg/L as CaCO3	1.0	1/28/2011
Chloride	EPA 300.0	4.9	mg/L	1.0	1/29/2011
Fluoride	EPA 300.0	1.4	mg/L	1.0	2/5/2011
Sulfate	EPA 300.0	250	mg/L	10	2/5/2011
Nitrate Nitrogen	EPA 300.0	4.7	mg/L	1.0	1/29/2011
Nitrite Nitrogen	EPA 300.0	0.090	mg/L	0.025	1/29/2011
Total Dissolved Solids (TDS)	SM 2540C	390	mg/L	10	2/2/2011
Aluminum	EPA 200.7	<0.045	mg/L	0.045	2/4/2011
Barium	EPA 200.7	0.014	mg/L	0.010	2/4/2011
Beryllium	EPA 200.7	<0.0010	mg/L	0.0010	2/4/2011
Bismuth	EPA 200.7	<0.10	mg/L	0.10	2/4/2011
Boron	EPA 200.7	<0.10	mg/L	0.10	2/4/2011
Cadmium	EPA 200.7	<0.0010	mg/L	0.0010	2/4/2011
Calcium	EPA 200.7	64	mg/L	0.50	2/4/2011
Chromium	EPA 200.7	<0.0050	mg/L	0.0050	2/4/2011
Cobalt	EPA 200.7	<0.010	mg/L	0.010	2/4/2011
Copper	EPA 200.7	<0.050	mg/L	0.050	2/4/2011
Gallium	EPA 200.7	<0.10	mg/L	0.10	2/4/2011
Iron	EPA 200.7	<0.010	mg/L	0.010	2/4/2011
Lithium	EPA 200.7	<0.10	mg/L	0.10	2/4/2011
Magnesium	EPA 200.7	10	mg/L	0.50	2/4/2011
Manganese	EPA 200.7	0.057	mg/L	0.0050	2/4/2011
Molybdenum	EPA 200.7	0.029	mg/L	0.010	2/4/2011
Nickel	EPA 200.7	<0.010	mg/L	0.010	2/4/2011
Phosphorus	EPA 200.7	<0.50	mg/L	0.50	2/4/2011
Potassium	EPA 200.7	4.1	mg/L	0.50	2/4/2011
Scandium	EPA 200.7	<0.10	mg/L	0.10	2/4/2011
Silver	EPA 200.7	<0.0050	mg/L	0.0050	2/4/2011
Sodium	EPA 200.7	17	mg/L	0.50	2/4/2011
Strontium	EPA 200.7	0.27	mg/L	0.10	2/4/2011
Tin	EPA 200.7	<0.10	mg/L	0.10	2/4/2011

Customer Sample ID: SRK 0864 WK:0 **Collect Date/Time:** 1/28/2011 09:00
WETLAB Sample ID: 1101435-017 **Receive Date:** 1/28/2011 16:25

PROFILE II

Parameter	Method	Results	Units	Reporting Limit	Date Analyzed
Titanium	EPA 200.7	<0.10	mg/L	0.10	2/4/2011
Vanadium	EPA 200.7	0.020	mg/L	0.010	2/4/2011
Zinc	EPA 200.7	<0.010	mg/L	0.010	2/4/2011
Mercury	EPA 200.8	<0.00010	mg/L	0.00010	2/8/2011
Antimony	EPA 200.8	<0.0025	mg/L	0.0025	2/8/2011
Arsenic	EPA 200.8	<0.0050	mg/L	0.0050	2/8/2011
Lead	EPA 200.8	<0.0025	mg/L	0.0025	2/8/2011
Selenium	EPA 200.8	0.0054	mg/L	0.0050	2/8/2011
Thallium	EPA 200.8	<0.0010	mg/L	0.0010	2/8/2011
Uranium	EPA 200.8	<0.010	mg/L	0.010	2/8/2011
Anions	Calculation	6.41	meq/L	0.10	
Cations	Calculation	4.86	meq/L	0.10	
Error	Calculation	14	%	1.0	

Customer Sample ID: SRK 0866 WK:0 **Collect Date/Time:** 1/28/2011 09:00
WETLAB Sample ID: 1101435-018 **Receive Date:** 1/28/2011 16:25

PROFILE II

Parameter	Method	Results	Units	Reporting Limit	Date Analyzed
pH	SM 4500-H+ B	7.47	pH Units		1/30/2011
Bicarbonate (HCO3)	SM 2320B	29	mg/L	1.0	1/28/2011
Carbonate (CO3)	SM 2320B	<1.0	mg/L	1.0	1/28/2011
Hydroxide (OH)	SM 2320B	<1.0	mg/L	1.0	1/28/2011
Total Alkalinity	SM 2320B	24	mg/L as CaCO3	1.0	1/28/2011
Chloride	EPA 300.0	5.2	mg/L	1.0	1/29/2011
Fluoride	EPA 300.0	0.55	mg/L	0.50	2/5/2011
Sulfate	EPA 300.0	110	mg/L	10	2/5/2011
Nitrate Nitrogen	EPA 300.0	3.6	mg/L	1.0	1/29/2011
Nitrite Nitrogen	EPA 300.0	0.026	mg/L	0.025	1/29/2011
Total Dissolved Solids (TDS)	SM 2540C	220	mg/L	10	2/2/2011
Aluminum	EPA 200.7	<0.045	mg/L	0.045	2/4/2011
Barium	EPA 200.7	<0.010	mg/L	0.010	2/4/2011
Beryllium	EPA 200.7	<0.0010	mg/L	0.0010	2/4/2011
Bismuth	EPA 200.7	<0.10	mg/L	0.10	2/4/2011
Boron	EPA 200.7	<0.10	mg/L	0.10	2/4/2011
Cadmium	EPA 200.7	<0.0010	mg/L	0.0010	2/4/2011
Calcium	EPA 200.7	38	mg/L	0.50	2/4/2011
Chromium	EPA 200.7	<0.0050	mg/L	0.0050	2/4/2011
Cobalt	EPA 200.7	<0.010	mg/L	0.010	2/4/2011
Copper	EPA 200.7	<0.050	mg/L	0.050	2/4/2011
Gallium	EPA 200.7	<0.10	mg/L	0.10	2/4/2011

Customer Sample ID: SRK 0866 WK:0 **Collect Date/Time:** 1/28/2011 09:00

WETLAB Sample ID: 1101435-018 **Receive Date:** 1/28/2011 16:25

PROFILE II

Parameter	Method	Results	Units	Reporting Limit	Date Analyzed
Iron	EPA 200.7	<0.010	mg/L	0.010	2/4/2011
Lithium	EPA 200.7	<0.10	mg/L	0.10	2/4/2011
Magnesium	EPA 200.7	4.8	mg/L	0.50	2/4/2011
Manganese	EPA 200.7	0.085	mg/L	0.0050	2/4/2011
Molybdenum	EPA 200.7	<0.010	mg/L	0.010	2/4/2011
Nickel	EPA 200.7	<0.010	mg/L	0.010	2/4/2011
Phosphorus	EPA 200.7	<0.50	mg/L	0.50	2/4/2011
Potassium	EPA 200.7	4.0	mg/L	0.50	2/4/2011
Scandium	EPA 200.7	<0.10	mg/L	0.10	2/4/2011
Silver	EPA 200.7	<0.0050	mg/L	0.0050	2/4/2011
Sodium	EPA 200.7	6.3	mg/L	0.50	2/4/2011
Strontium	EPA 200.7	0.36	mg/L	0.10	2/4/2011
Tin	EPA 200.7	<0.10	mg/L	0.10	2/4/2011
Titanium	EPA 200.7	<0.10	mg/L	0.10	2/4/2011
Vanadium	EPA 200.7	<0.010	mg/L	0.010	2/4/2011
Zinc	EPA 200.7	<0.010	mg/L	0.010	2/4/2011
Mercury	EPA 200.8	<0.00010	mg/L	0.00010	2/8/2011
Antimony	EPA 200.8	<0.0025	mg/L	0.0025	2/8/2011
Arsenic	EPA 200.8	<0.0050	mg/L	0.0050	2/8/2011
Lead	EPA 200.8	<0.0025	mg/L	0.0025	2/8/2011
Selenium	EPA 200.8	<0.0050	mg/L	0.0050	2/8/2011
Thallium	EPA 200.8	<0.0010	mg/L	0.0010	2/8/2011
Uranium	EPA 200.8	<0.010	mg/L	0.010	2/8/2011
Anions	Calculation	3.20	meq/L	0.10	
Cations	Calculation	2.67	meq/L	0.10	
Error	Calculation	9.0	%	1.0	

Customer Sample ID: SRK 0867 WK:0 **Collect Date/Time:** 1/28/2011 09:00

WETLAB Sample ID: 1101435-019 **Receive Date:** 1/28/2011 16:25

PROFILE II

Parameter	Method	Results	Units	Reporting Limit	Date Analyzed
pH	SM 4500-H+ B	5.30	pH Units		1/30/2011
Bicarbonate (HCO3)	SM 2320B	2.0	mg/L	1.0	1/28/2011
Carbonate (CO3)	SM 2320B	<1.0	mg/L	1.0	1/28/2011
Hydroxide (OH)	SM 2320B	<1.0	mg/L	1.0	1/28/2011
Total Alkalinity	SM 2320B	1.6	mg/L as CaCO3	1.0	1/28/2011
Chloride	EPA 300.0	4.3	mg/L	1.0	1/30/2011
Fluoride	EPA 300.0	3.6	mg/L	1.0	2/5/2011
Sulfate	EPA 300.0	610	mg/L	10	2/5/2011
Nitrate Nitrogen	EPA 300.0	<1.0	mg/L	1.0	1/30/2011

Customer Sample ID: SRK 0867 WK:0 **Collect Date/Time:** 1/28/2011 09:00

WETLAB Sample ID: 1101435-019 **Receive Date:** 1/28/2011 16:25

PROFILE II

Parameter	Method	Results	Units	Reporting Limit	Date Analyzed
Nitrite Nitrogen	EPA 300.0	<0.025	mg/L	0.025	1/30/2011
Total Dissolved Solids (TDS)	SM 2540C	840	mg/L	10	2/2/2011
Aluminum	EPA 200.7	2.3	mg/L	0.045	2/4/2011
Barium	EPA 200.7	<0.010	mg/L	0.010	2/4/2011
Beryllium	EPA 200.7	0.0024	mg/L	0.0010	2/4/2011
Bismuth	EPA 200.7	<0.10	mg/L	0.10	2/4/2011
Boron	EPA 200.7	0.16	mg/L	0.10	2/4/2011
Cadmium	EPA 200.7	0.015	mg/L	0.0010	2/4/2011
Calcium	EPA 200.7	130	mg/L	0.50	2/4/2011
Chromium	EPA 200.7	<0.0050	mg/L	0.0050	2/4/2011
Cobalt	EPA 200.7	0.12	mg/L	0.010	2/4/2011
Copper	EPA 200.7	30	mg/L	0.050	2/4/2011
Gallium	EPA 200.7	<0.10	mg/L	0.10	2/4/2011
Iron	EPA 200.7	3.4	mg/L	0.010	2/4/2011
Lithium	EPA 200.7	0.42	mg/L	0.10	2/4/2011
Magnesium	EPA 200.7	13	mg/L	0.50	2/4/2011
Manganese	EPA 200.7	4.7	mg/L	0.0050	2/4/2011
Molybdenum	EPA 200.7	<0.010	mg/L	0.010	2/4/2011
Nickel	EPA 200.7	0.24	mg/L	0.010	2/4/2011
Phosphorus	EPA 200.7	<0.50	mg/L	0.50	2/4/2011
Potassium	EPA 200.7	8.2	mg/L	0.50	2/4/2011
Scandium	EPA 200.7	<0.10	mg/L	0.10	2/4/2011
Silver	EPA 200.7	<0.0050	mg/L	0.0050	2/4/2011
Sodium	EPA 200.7	7.2	mg/L	0.50	2/4/2011
Strontium	EPA 200.7	0.34	mg/L	0.10	2/4/2011
Tin	EPA 200.7	<0.10	mg/L	0.10	2/4/2011
Titanium	EPA 200.7	<0.10	mg/L	0.10	2/4/2011
Vanadium	EPA 200.7	0.019	mg/L	0.010	2/4/2011
Zinc	EPA 200.7	0.58	mg/L	0.010	2/4/2011
Mercury	EPA 200.8	<0.00010	mg/L	0.00010	2/8/2011
Antimony	EPA 200.8	<0.0025	mg/L	0.0025	2/8/2011
Arsenic	EPA 200.8	<0.0050	mg/L	0.0050	2/8/2011
Lead	EPA 200.8	<0.0025	mg/L	0.0025	2/8/2011
Selenium	EPA 200.8	0.011	mg/L	0.0050	2/10/2011
Thallium	EPA 200.8	<0.0010	mg/L	0.0010	2/8/2011
Uranium	EPA 200.8	0.013	mg/L	0.010	2/8/2011
Anions	Calculation	13.0	meq/L	0.10	
Cations	Calculation	9.65	meq/L	0.10	
Error	Calculation	15	%	1.0	

Customer Sample ID: SRK 0872 WK:0 **Collect Date/Time:** 1/28/2011 09:00

WETLAB Sample ID: 1101435-020 **Receive Date:** 1/28/2011 16:25

PROFILE II

Parameter	Method	Results	Units	Reporting Limit	Date Analyzed
pH	SM 4500-H+ B	4.93	pH Units		1/30/2011
Bicarbonate (HCO3)	SM 2320B	<1.0	mg/L	1.0	1/28/2011
Carbonate (CO3)	SM 2320B	<1.0	mg/L	1.0	1/28/2011
Hydroxide (OH)	SM 2320B	<1.0	mg/L	1.0	1/28/2011
Total Alkalinity	SM 2320B	<1.0	mg/L as CaCO3	1.0	1/28/2011
Chloride	EPA 300.0	4.2	mg/L	1.0	1/30/2011
Fluoride	EPA 300.0	3.3	mg/L	1.0	2/5/2011
Sulfate	EPA 300.0	910	mg/L	10	2/5/2011
Nitrate Nitrogen	EPA 300.0	<1.0	mg/L	1.0	1/30/2011
Nitrite Nitrogen	EPA 300.0	<0.025	mg/L	0.025	1/30/2011
Total Dissolved Solids (TDS)	SM 2540C	1300	mg/L	10	2/2/2011
Aluminum	EPA 200.7	4.9	mg/L	0.045	2/4/2011
Barium	EPA 200.7	<0.010	mg/L	0.010	2/4/2011
Beryllium	EPA 200.7	0.0033	mg/L	0.0010	2/4/2011
Bismuth	EPA 200.7	<0.10	mg/L	0.10	2/4/2011
Boron	EPA 200.7	<0.10	mg/L	0.10	2/4/2011
Cadmium	EPA 200.7	0.013	mg/L	0.0010	2/4/2011
Calcium	EPA 200.7	250	mg/L	0.50	2/4/2011
Chromium	EPA 200.7	<0.0050	mg/L	0.0050	2/4/2011
Cobalt	EPA 200.7	0.091	mg/L	0.010	2/4/2011
Copper	EPA 200.7	6.2	mg/L	0.050	2/4/2011
Gallium	EPA 200.7	<0.10	mg/L	0.10	2/4/2011
Iron	EPA 200.7	6.1	mg/L	0.010	2/4/2011
Lithium	EPA 200.7	<0.10	mg/L	0.10	2/4/2011
Magnesium	EPA 200.7	11	mg/L	0.50	2/4/2011
Manganese	EPA 200.7	3.4	mg/L	0.0050	2/4/2011
Molybdenum	EPA 200.7	<0.010	mg/L	0.010	2/4/2011
Nickel	EPA 200.7	0.020	mg/L	0.010	2/4/2011
Phosphorus	EPA 200.7	<0.50	mg/L	0.50	2/4/2011
Potassium	EPA 200.7	7.8	mg/L	0.50	2/4/2011
Scandium	EPA 200.7	<0.10	mg/L	0.10	2/4/2011
Silver	EPA 200.7	<0.0050	mg/L	0.0050	2/4/2011
Sodium	EPA 200.7	6.2	mg/L	0.50	2/4/2011
Strontium	EPA 200.7	0.39	mg/L	0.10	2/4/2011
Tin	EPA 200.7	<0.10	mg/L	0.10	2/4/2011
Titanium	EPA 200.7	<0.10	mg/L	0.10	2/4/2011
Vanadium	EPA 200.7	0.013	mg/L	0.010	2/4/2011
Zinc	EPA 200.7	0.82	mg/L	0.010	2/4/2011
Mercury	EPA 200.8	<0.00010	mg/L	0.00010	2/8/2011
Antimony	EPA 200.8	<0.0025	mg/L	0.0025	2/10/2011
Arsenic	EPA 200.8	<0.0050	mg/L	0.0050	2/8/2011

Customer Sample ID: SRK 0872 WK:0 **Collect Date/Time:** 1/28/2011 09:00

WETLAB Sample ID: 1101435-020 **Receive Date:** 1/28/2011 16:25

PROFILE II

Parameter	Method	Results	Units	Reporting Limit	Date Analyzed
Lead	EPA 200.8	<0.0025	mg/L	0.0025	2/8/2011
Selenium	EPA 200.8	0.0089	mg/L	0.0050	2/8/2011
Thallium	EPA 200.8	<0.0010	mg/L	0.0010	2/8/2011
Uranium	EPA 200.8	0.055	mg/L	0.010	2/8/2011
Anions	Calculation	19.2	meq/L	0.10	
Cations	Calculation	15.1	meq/L	0.10	
Error	Calculation	12	%	1.0	

Western Environmental Testing Laboratory
QC Report

QCBatchID	QCType	Parameter	Method	Result	Units
QC1102082	Blank 1	Chloride	EPA 300.0	<1.0	mg/L
QC1102082	Blank 2	Chloride	EPA 300.0	<1.0	mg/L
QC1102082	Blank 3	Chloride	EPA 300.0	<1.0	mg/L
QC1102086	Blank 1	Chloride	EPA 300.0	<1.0	mg/L
QC1102086	Blank 2	Chloride	EPA 300.0	<1.0	mg/L
QC1102087	Blank 1	Nitrite Nitrogen	EPA 300.0	<0.025	mg/L
QC1102087	Blank 2	Nitrite Nitrogen	EPA 300.0	<0.025	mg/L
QC1102087	Blank 3	Nitrite Nitrogen	EPA 300.0	<0.025	mg/L
QC1102088	Blank 1	Nitrite Nitrogen	EPA 300.0	<0.025	mg/L
QC1102088	Blank 2	Nitrite Nitrogen	EPA 300.0	<0.025	mg/L
QC1102089	Blank 1	Nitrate Nitrogen	EPA 300.0	<1.0	mg/L
QC1102089	Blank 2	Nitrate Nitrogen	EPA 300.0	<1.0	mg/L
QC1102089	Blank 3	Nitrate Nitrogen	EPA 300.0	<1.0	mg/L
QC1102090	Blank 1	Nitrate Nitrogen	EPA 300.0	<1.0	mg/L
QC1102090	Blank 2	Nitrate Nitrogen	EPA 300.0	<1.0	mg/L
QC1102117	Blank 1	Total Dissolved Solids (TDS)	SM 2540C	<10	mg/L
QC1102117	Blank 2	Total Dissolved Solids (TDS)	SM 2540C	<10	mg/L
QC1102162	Blank 1	Aluminum	EPA 200.7	<0.045	mg/L
		Barium	EPA 200.7	<0.010	mg/L
		Beryllium	EPA 200.7	<0.0010	mg/L
		Bismuth	EPA 200.7	<0.10	mg/L
		Boron	EPA 200.7	<0.100	mg/L
		Cadmium	EPA 200.7	<0.0010	mg/L
		Calcium	EPA 200.7	<0.50	mg/L
		Chromium	EPA 200.7	<0.0050	mg/L
		Cobalt	EPA 200.7	<0.010	mg/L
		Copper	EPA 200.7	<0.050	mg/L
		Gallium	EPA 200.7	<0.10	mg/L
		Iron	EPA 200.7	<0.010	mg/L
		Lithium	EPA 200.7	<0.10	mg/L
		Magnesium	EPA 200.7	<0.50	mg/L
		Manganese	EPA 200.7	<0.0050	mg/L
		Molybdenum	EPA 200.7	<0.010	mg/L
		Nickel	EPA 200.7	<0.010	mg/L
		Phosphorus	EPA 200.7	<0.50	mg/L
		Potassium	EPA 200.7	<0.50	mg/L
		Scandium	EPA 200.7	<0.10	mg/L
		Silver	EPA 200.7	<0.0050	mg/L
		Sodium	EPA 200.7	<0.50	mg/L
		Strontium	EPA 200.7	<0.10	mg/L
		Tin	EPA 200.7	<0.10	mg/L
		Titanium	EPA 200.7	<0.10	mg/L
		Vanadium	EPA 200.7	<0.010	mg/L
		Zinc	EPA 200.7	<0.010	mg/L
QC1102163	Blank 1	Aluminum	EPA 200.7	<0.045	mg/L
		Barium	EPA 200.7	<0.010	mg/L
		Beryllium	EPA 200.7	<0.0010	mg/L
		Bismuth	EPA 200.7	<0.10	mg/L
		Boron	EPA 200.7	<0.10	mg/L
		Cadmium	EPA 200.7	<0.0010	mg/L

QCBatchID	QCType	Parameter	Method	Result	Units
		Calcium	EPA 200.7	<0.50	mg/L
		Chromium	EPA 200.7	<0.0050	mg/L
		Cobalt	EPA 200.7	<0.010	mg/L
		Copper	EPA 200.7	<0.050	mg/L
		Gallium	EPA 200.7	<0.10	mg/L
		Iron	EPA 200.7	<0.010	mg/L
		Lithium	EPA 200.7	<0.10	mg/L
		Magnesium	EPA 200.7	<0.50	mg/L
		Manganese	EPA 200.7	<0.0050	mg/L
		Molybdenum	EPA 200.7	<0.010	mg/L
		Nickel	EPA 200.7	<0.010	mg/L
		Phosphorus	EPA 200.7	<0.50	mg/L
		Potassium	EPA 200.7	<0.50	mg/L
		Scandium	EPA 200.7	<0.10	mg/L
		Silver	EPA 200.7	<0.0050	mg/L
		Sodium	EPA 200.7	<0.50	mg/L
		Strontium	EPA 200.7	<0.10	mg/L
		Tin	EPA 200.7	<0.10	mg/L
		Titanium	EPA 200.7	<0.10	mg/L
		Vanadium	EPA 200.7	<0.010	mg/L
		Zinc	EPA 200.7	<0.010	mg/L
QC1102164	Blank 1	Aluminum	EPA 200.7	<0.045	mg/L
		Barium	EPA 200.7	<0.010	mg/L
		Beryllium	EPA 200.7	<0.0010	mg/L
		Bismuth	EPA 200.7	<0.10	mg/L
		Boron	EPA 200.7	<0.10	mg/L
		Cadmium	EPA 200.7	<0.0010	mg/L
		Calcium	EPA 200.7	<0.50	mg/L
		Chromium	EPA 200.7	<0.0050	mg/L
		Cobalt	EPA 200.7	<0.010	mg/L
		Copper	EPA 200.7	<0.050	mg/L
		Gallium	EPA 200.7	<0.10	mg/L
		Iron	EPA 200.7	<0.010	mg/L
		Lithium	EPA 200.7	<0.10	mg/L
		Magnesium	EPA 200.7	<0.50	mg/L
		Manganese	EPA 200.7	<0.0050	mg/L
		Molybdenum	EPA 200.7	<0.010	mg/L
		Nickel	EPA 200.7	<0.010	mg/L
		Phosphorus	EPA 200.7	<0.50	mg/L
		Potassium	EPA 200.7	<0.50	mg/L
		Scandium	EPA 200.7	<0.10	mg/L
		Silver	EPA 200.7	<0.0050	mg/L
		Sodium	EPA 200.7	<0.50	mg/L
		Strontium	EPA 200.7	<0.10	mg/L
		Tin	EPA 200.7	<0.10	mg/L
		Titanium	EPA 200.7	<0.10	mg/L
		Vanadium	EPA 200.7	<0.010	mg/L
		Zinc	EPA 200.7	<0.010	mg/L
QC1102173	Blank 1	Fluoride	EPA 300.0	<0.10	mg/L
QC1102173	Blank 2	Fluoride	EPA 300.0	<0.10	mg/L
QC1102173	Blank 3	Fluoride	EPA 300.0	<0.10	mg/L
QC1102175	Blank 1	Sulfate	EPA 300.0	<1.0	mg/L
QC1102175	Blank 2	Sulfate	EPA 300.0	<1.0	mg/L
QC1102175	Blank 3	Sulfate	EPA 300.0	<1.0	mg/L
QC1102182	Blank 1	Fluoride	EPA 300.0	<0.10	mg/L
QC1102182	Blank 2	Fluoride	EPA 300.0	<0.10	mg/L

QCBatchID	QCType	Parameter	Method	Result	Units
QC1102182	Blank 3	Fluoride	EPA 300.0	<0.10	mg/L
QC1102186	Blank 1	Sulfate	EPA 300.0	<1.0	mg/L
QC1102186	Blank 2	Sulfate	EPA 300.0	<1.0	mg/L
QC1102186	Blank 3	Sulfate	EPA 300.0	<1.0	mg/L
QC1102218	Blank 1	Mercury	EPA 200.8	<0.00010	mg/L
		Antimony	EPA 200.8	<0.0025	mg/L
		Arsenic	EPA 200.8	<0.0050	mg/L
		Lead	EPA 200.8	<0.0025	mg/L
		Selenium	EPA 200.8	<0.0050	mg/L
		Thallium	EPA 200.8	<0.0010	mg/L
		Uranium	EPA 200.8	<0.010	mg/L
QC1102233	Blank 1	Mercury	EPA 200.8	<0.00010	mg/L
		Antimony	EPA 200.8	<0.0025	mg/L
		Arsenic	EPA 200.8	<0.0050	mg/L
		Lead	EPA 200.8	<0.0025	mg/L
		Selenium	EPA 200.8	<0.0050	mg/L
		Thallium	EPA 200.8	<0.0010	mg/L
		Uranium	EPA 200.8	<0.010	mg/L
QC1102234	Blank 1	Mercury	EPA 200.8	<0.00010	mg/L
		Antimony	EPA 200.8	<0.0025	mg/L
		Arsenic	EPA 200.8	<0.0050	mg/L
		Lead	EPA 200.8	<0.0025	mg/L
		Selenium	EPA 200.8	<0.0050	mg/L
		Thallium	EPA 200.8	<0.0010	mg/L
		Uranium	EPA 200.8	<0.010	mg/L
QC1102243	Blank 1	Sulfate	EPA 300.0	<1.0	mg/L
QC1102243	Blank 2	Sulfate	EPA 300.0	<1.0	mg/L

QCBatchID	QCType	Parameter	Method	Result	Actual	% Recovery	Units
QC1101795	LCS 1	pH	SM 4500-H+ B	6.98	7.00	100	pH Units
QC1101801	LCS 1	Alkalinity	SM 2320B	94.4	100	94	mg/L
QC1101801	LCS 2	Alkalinity	SM 2320B	94.8	100	95	mg/L
QC1101811	LCS 1	pH	SM 4500-H+ B	7.00	7.00	100	pH Units
QC1101811	LCS 2	pH	SM 4500-H+ B	7.00	7.00	100	pH Units
QC1101811	LCS 3	pH	SM 4500-H+ B	7.00	7.00	100	pH Units
QC1102028	LCS 1	Alkalinity	SM 2320B	94.0	100	94	mg/L
QC1102082	LCS 1	Chloride	EPA 300.0	10.2	10.0	102	mg/L
QC1102086	LCS 1	Chloride	EPA 300.0	10.2	10.0	102	mg/L
QC1102087	LCS 1	Nitrite Nitrogen	EPA 300.0	0.523	0.500	105	mg/L
QC1102088	LCS 1	Nitrite Nitrogen	EPA 300.0	0.523	0.500	105	mg/L
QC1102089	LCS 1	Nitrate Nitrogen	EPA 300.0	2.02	2.00	101	mg/L
QC1102090	LCS 1	Nitrate Nitrogen	EPA 300.0	2.02	2.00	101	mg/L
QC1102117	LCS 1	Total Dissolved Solids (TDS)	SM 2540C	151	150	100	mg/L
QC1102117	LCS 2	Total Dissolved Solids (TDS)	SM 2540C	149	150	100	mg/L
QC1102147	LCS 1	Alkalinity	SM 2320B	100	100	100	mg/L
QC1102162	LCS 1	Aluminum	EPA 200.7	0.938	1.00	94	mg/L
		Barium	EPA 200.7	0.913	1.00	91	mg/L
		Beryllium	EPA 200.7	0.902	1.00	90	mg/L
		Bismuth	EPA 200.7	0.950	1.00	95	mg/L
		Boron	EPA 200.7	0.878	1.00	88	mg/L
		Cadmium	EPA 200.7	0.899	1.00	90	mg/L
		Calcium	EPA 200.7	9.08	10.0	91	mg/L
		Chromium	EPA 200.7	0.911	1.00	91	mg/L
		Cobalt	EPA 200.7	0.913	1.00	91	mg/L
		Copper	EPA 200.7	4.55	5.00	91	mg/L
		Gallium	EPA 200.7	0.928	1.00	93	mg/L

QCBatchID	QCType	Parameter	Method	Result	Actual	% Recovery	Units
		Iron	EPA 200.7	0.941	1.00	94	mg/L
		Lithium	EPA 200.7	0.948	1.00	95	mg/L
		Magnesium	EPA 200.7	9.21	10.0	92	mg/L
		Manganese	EPA 200.7	0.891	1.00	89	mg/L
		Molybdenum	EPA 200.7	0.948	1.00	95	mg/L
		Nickel	EPA 200.7	4.53	5.00	91	mg/L
		Phosphorus	EPA 200.7	4.58	5.00	92	mg/L
		Potassium	EPA 200.7	9.40	10.0	94	mg/L
		Scandium	EPA 200.7	0.921	1.00	92	mg/L
		Silver	EPA 200.7	0.082	0.090	91	mg/L
		Sodium	EPA 200.7	9.56	10.0	96	mg/L
		Strontium	EPA 200.7	0.963	1.00	96	mg/L
		Tin	EPA 200.7	0.922	1.00	92	mg/L
		Titanium	EPA 200.7	0.978	1.00	98	mg/L
		Vanadium	EPA 200.7	0.904	1.00	90	mg/L
		Zinc	EPA 200.7	0.924	1.00	92	mg/L
QC1102163	LCS 1	Aluminum	EPA 200.7	0.938	1.00	94	mg/L
		Barium	EPA 200.7	0.913	1.00	91	mg/L
		Beryllium	EPA 200.7	0.902	1.00	90	mg/L
		Bismuth	EPA 200.7	0.950	1.00	95	mg/L
		Boron	EPA 200.7	0.878	1.00	88	mg/L
		Cadmium	EPA 200.7	0.899	1.00	90	mg/L
		Calcium	EPA 200.7	9.08	10.0	91	mg/L
		Chromium	EPA 200.7	0.911	1.00	91	mg/L
		Cobalt	EPA 200.7	0.913	1.00	91	mg/L
		Copper	EPA 200.7	4.55	5.00	91	mg/L
		Gallium	EPA 200.7	0.928	1.00	93	mg/L
		Iron	EPA 200.7	0.941	1.00	94	mg/L
		Lithium	EPA 200.7	0.948	1.00	95	mg/L
		Magnesium	EPA 200.7	9.21	10.0	92	mg/L
		Manganese	EPA 200.7	0.891	1.00	89	mg/L
		Molybdenum	EPA 200.7	0.948	1.00	95	mg/L
		Nickel	EPA 200.7	4.53	5.00	91	mg/L
		Phosphorus	EPA 200.7	4.58	5.00	92	mg/L
		Potassium	EPA 200.7	9.40	10.0	94	mg/L
		Scandium	EPA 200.7	0.921	1.00	92	mg/L
		Silver	EPA 200.7	0.082	0.090	91	mg/L
		Sodium	EPA 200.7	9.56	10.0	96	mg/L
		Strontium	EPA 200.7	0.963	1.00	96	mg/L
		Tin	EPA 200.7	0.922	1.00	92	mg/L
		Titanium	EPA 200.7	0.978	1.00	98	mg/L
		Vanadium	EPA 200.7	0.904	1.00	90	mg/L
		Zinc	EPA 200.7	0.924	1.00	92	mg/L
QC1102164	LCS 1	Aluminum	EPA 200.7	0.907	1.00	91	mg/L
		Barium	EPA 200.7	0.887	1.00	89	mg/L
		Beryllium	EPA 200.7	0.922	1.00	92	mg/L
		Bismuth	EPA 200.7	0.907	1.00	91	mg/L
		Boron	EPA 200.7	0.861	1.00	86	mg/L
		Cadmium	EPA 200.7	0.904	1.00	90	mg/L
		Calcium	EPA 200.7	9.36	10.0	94	mg/L
		Chromium	EPA 200.7	0.891	1.00	89	mg/L
		Cobalt	EPA 200.7	0.882	1.00	88	mg/L
		Copper	EPA 200.7	4.37	5.00	87	mg/L
		Gallium	EPA 200.7	0.902	1.00	90	mg/L
		Iron	EPA 200.7	0.908	1.00	91	mg/L
		Lithium	EPA 200.7	0.916	1.00	92	mg/L

QCBatchID	QCType	Parameter	Method	Result	Actual	% Recovery	Units
		Magnesium	EPA 200.7	9.13	10.0	91	mg/L
		Manganese	EPA 200.7	0.912	1.00	91	mg/L
		Molybdenum	EPA 200.7	0.891	1.00	89	mg/L
		Nickel	EPA 200.7	4.48	5.00	90	mg/L
		Phosphorus	EPA 200.7	4.41	5.00	88	mg/L
		Potassium	EPA 200.7	9.12	10.0	91	mg/L
		Scandium	EPA 200.7	0.888	1.00	89	mg/L
		Silver	EPA 200.7	0.079	0.090	88	mg/L
		Sodium	EPA 200.7	9.18	10.0	92	mg/L
		Strontium	EPA 200.7	0.920	1.00	92	mg/L
		Tin	EPA 200.7	0.899	1.00	90	mg/L
		Titanium	EPA 200.7	0.946	1.00	95	mg/L
		Vanadium	EPA 200.7	0.894	1.00	89	mg/L
		Zinc	EPA 200.7	0.893	1.00	89	mg/L
QC1102173	LCS 1	Fluoride	EPA 300.0	1.92	2.00	96	mg/L
QC1102175	LCS 1	Sulfate	EPA 300.0	25.4	25.0	102	mg/L
QC1102182	LCS 1	Fluoride	EPA 300.0	1.92	2.00	96	mg/L
QC1102186	LCS 1	Sulfate	EPA 300.0	25.4	25.0	102	mg/L
QC1102218	LCS 1	Mercury	EPA 200.8	0.001044	0.001	104	mg/L
		Antimony	EPA 200.8	0.0113	0.010	113	mg/L
		Arsenic	EPA 200.8	0.0563	0.050	113	mg/L
		Lead	EPA 200.8	0.0112	0.010	112	mg/L
		Selenium	EPA 200.8	0.0534	0.050	107	mg/L
		Thallium	EPA 200.8	0.0112	0.010	112	mg/L
		Uranium	EPA 200.8	0.0115	0.010	115	mg/L
QC1102233	LCS 1	Mercury	EPA 200.8	0.001044	0.001	104	mg/L
		Antimony	EPA 200.8	0.0113	0.010	113	mg/L
		Arsenic	EPA 200.8	0.0563	0.050	113	mg/L
		Lead	EPA 200.8	0.0112	0.010	112	mg/L
		Selenium	EPA 200.8	0.0534	0.050	107	mg/L
		Thallium	EPA 200.8	0.0112	0.010	112	mg/L
		Uranium	EPA 200.8	0.0115	0.010	115	mg/L
QC1102234	LCS 1	Mercury	EPA 200.8	0.001137	0.001	114	mg/L
		Antimony	EPA 200.8	0.0107	0.010	107	mg/L
		Arsenic	EPA 200.8	0.0518	0.050	104	mg/L
		Lead	EPA 200.8	0.0114	0.010	114	mg/L
		Selenium	EPA 200.8	0.0462	0.050	92	mg/L
		Thallium	EPA 200.8	0.0115	0.010	115	mg/L
		Uranium	EPA 200.8	0.0111	0.010	111	mg/L
QC1102243	LCS 1	Sulfate	EPA 300.0	5.49	5.00	110	mg/L

QCBatchID	QCType	Parameter	Method	Duplicate Sample	Sample Result	Duplicate Result	Units	RPD
QC1101795	Duplicate 1	pH	SM 4500-H+ B	1101435-001	7.90	7.92	pH Units	<1%
QC1101801	Duplicate 1	Bicarbonate (HCO3)	SM 2320B	1101414-001	38.0	37.9	mg/L	<1%
		Carbonate (CO3)	SM 2320B	1101414-001	<1.000	<1.000	mg/L	<1%
		Hydroxide (OH)	SM 2320B	1101414-001	<1.000	<1.000	mg/L	<1%
		Total Alkalinity	SM 2320B	1101414-001	31.1	31.0	mg/L as CaCO3	<1%
QC1101801	Duplicate 2	Bicarbonate (HCO3)	SM 2320B	1101417-001	<1.000	<1.000	mg/L	<1%
		Carbonate (CO3)	SM 2320B	1101417-001	97.6	95.8	mg/L	2 %
		Hydroxide (OH)	SM 2320B	1101417-001	25.0	27.1	mg/L	8 %
		Total Alkalinity	SM 2320B	1101417-001	236	239	mg/L as CaCO3	1 %
QC1101801	Duplicate 3	Bicarbonate (HCO3)	SM 2320B	1101421-001	252	252	mg/L	<1%
		Carbonate (CO3)	SM 2320B	1101421-001	<1.000	<1.000	mg/L	<1%
		Hydroxide (OH)	SM 2320B	1101421-001	<1.000	<1.000	mg/L	<1%
		Total Alkalinity	SM 2320B	1101421-001	207	207	mg/L as CaCO3	<1%

QCBatchID	QCType	Parameter	Method	Duplicate Sample	Sample Result	Duplicate Result	Units	RPD
QC1101801	Duplicate 4	Bicarbonate (HCO3)	SM 2320B	1101428-001	73.3	72.2	mg/L	1 %
		Carbonate (CO3)	SM 2320B	1101428-001	<1.000	<1.000	mg/L	<1%
		Hydroxide (OH)	SM 2320B	1101428-001	<1.000	<1.000	mg/L	<1%
		Total Alkalinity	SM 2320B	1101428-001	60.1	59.2	mg/L as CaCO3	1 %
QC1101811	Duplicate 1	pH	SM 4500-H+ B	1101425-001	7.50	7.26	pH Units	<1%
QC1101811	Duplicate 2	pH	SM 4500-H+ B	1101414-001	7.43	7.48	pH Units	1 %
QC1101811	Duplicate 3	pH	SM 4500-H+ B	1101417-001	10.0	10.1	pH Units	1 %
QC1101811	Duplicate 4	pH	SM 4500-H+ B	1101428-001	7.83	7.90	pH Units	1 %
QC1101811	Duplicate 5	pH	SM 4500-H+ B	1101421-001	7.38	7.39	pH Units	<1%
QC1102028	Duplicate 1	Bicarbonate (HCO3)	SM 2320B	1101360-002	29.0	141	mg/L	4 %
		Carbonate (CO3)	SM 2320B	1101360-002	<1.000	14.4	mg/L	<1%
		Hydroxide (OH)	SM 2320B	1101360-002	<1.000	<1.000	mg/L	<1%
		Total Alkalinity	SM 2320B	1101360-002	24.0	140	mg/L as CaCO3	3 %
QC1102117	Duplicate 1	Total Dissolved Solids (TDS)	SM 2540C	1101434-001	108	104	mg/L	4 %
QC1102117	Duplicate 2	Total Dissolved Solids (TDS)	SM 2540C	1101435-007	1732	1718	mg/L	1 %
QC1102117	Duplicate 3	Total Dissolved Solids (TDS)	SM 2540C	1101435-015	3320	3324	mg/L	<1%
QC1102147	Duplicate 1	Bicarbonate (HCO3)	SM 2320B	1101360-003	58.5	156	mg/L	10 %
		Carbonate (CO3)	SM 2320B	1101360-003	<1.000	<1.000	mg/L	<1%
		Hydroxide (OH)	SM 2320B	1101360-003	<1.000	<1.000	mg/L	<1%
		Total Alkalinity	SM 2320B	1101360-003	48.0	128	mg/L as CaCO3	10 %

QCBatchID	QCType	Parameter	Method	Spike Sample	Sample Result		MS Result	MSD Result	Spike Value	Units	MS % Rec.	MSD % Rec.	RPD
QC1102082	MS 1	Chloride	EPA 300.0	1101434-001	<1.000		5.30	5.45	5.00	mg/L	106	109	3 %
QC1102082	MS 2	Chloride	EPA 300.0	1101435-009	24.1		29.0	29.1	5.00	mg/L	98	99	<1%
QC1102086	MS 1	Chloride	EPA 300.0	1101435-019	4.35		9.53	9.56	5.00	mg/L	104	104	<1%
QC1102087	MS 1	Nitrite Nitrogen	EPA 300.0	1101434-001	<0.025		0.547	0.564	0.500	mg/L	108	112	3 %
QC1102087	MS 2	Nitrite Nitrogen	EPA 300.0	1101435-009	0.371		0.941	0.964	0.500	mg/L	114	119	2 %
QC1102088	MS 1	Nitrite Nitrogen	EPA 300.0	1101435-019	<0.025		0.525	0.528	0.500	mg/L	105	106	1 %
QC1102089	MS 1	Nitrate Nitrogen	EPA 300.0	1101434-001	<1.000		2.08	2.14	2.00	mg/L	103	106	3 %
QC1102089	MS 2	Nitrate Nitrogen	EPA 300.0	1101435-009	<1.000		2.52	2.51	2.00	mg/L	115	115	<1%
QC1102090	MS 1	Nitrate Nitrogen	EPA 300.0	1101435-019	<1.000		2.37	2.38	2.00	mg/L	112	112	<1%
QC1102162	MS 1	Aluminum	EPA 200.7	1101417-002	0.254		1.20	1.18	1.00	mg/L	95	93	2 %
		Barium	EPA 200.7	1101417-002	0.066		0.992	0.982	1.00	mg/L	93	92	1 %
		Beryllium	EPA 200.7	1101417-002	<0.001		0.919	0.908	1.00	mg/L	92	91	1 %
		Bismuth	EPA 200.7	1101417-002	<0.100		0.935	0.916	1.00	mg/L	96	94	2 %
		Boron	EPA 200.7	1101417-002	<0.100		0.848	0.856	1.00	mg/L	96	97	1 %
		Cadmium	EPA 200.7	1101417-002	0.008		0.895	0.893	1.00	mg/L	89	88	<1%
		Calcium	EPA 200.7	1101417-002	745	SC	785	762	10.0	mg/L	NC	NC	NC
		Chromium	EPA 200.7	1101417-002	0.013		0.946	0.946	1.00	mg/L	93	93	<1%
		Cobalt	EPA 200.7	1101417-002	0.058		0.955	0.946	1.00	mg/L	90	89	1 %
		Copper	EPA 200.7	1101417-002	0.105		5.05	4.96	5.00	mg/L	99	97	2 %
		Gallium	EPA 200.7	1101417-002	<0.100		0.923	0.906	1.00	mg/L	92	90	2 %
		Iron	EPA 200.7	1101417-002	0.052		0.954	0.958	1.00	mg/L	90	91	<1%
		Lithium	EPA 200.7	1101417-002	<0.100		0.970	0.950	1.00	mg/L	93	91	2 %
		Magnesium	EPA 200.7	1101417-002	4.01		12.4	12.6	10.0	mg/L	84	86	2 %
		Manganese	EPA 200.7	1101417-002	<0.005		0.812	0.800	1.00	mg/L	91	90	1 %
		Molybdenum	EPA 200.7	1101417-002	0.250		1.19	1.15	1.00	mg/L	94	90	3 %
		Nickel	EPA 200.7	1101417-002	0.013		4.49	4.47	5.00	mg/L	90	89	<1%
		Phosphorus	EPA 200.7	1101417-002	<0.500		4.74	4.65	5.00	mg/L	98	97	2 %
		Potassium	EPA 200.7	1101417-002	56.7		67.1	65.5	10.0	mg/L	104	88	2 %
		Scandium	EPA 200.7	1101417-002	<0.100		0.951	0.930	1.00	mg/L	95	93	2 %
		Silver	EPA 200.7	1101417-002	0.006		0.095	0.093	0.090	mg/L	99	97	2 %
		Sodium	EPA 200.7	1101417-002	191		201	196	10.0	mg/L	100	50	3 %
		Strontium	EPA 200.7	1101417-002	2.34		3.28	3.20	1.00	mg/L	94	86	2 %

QCBatchID	QCType	Parameter	Method	Spike Sample	Sample Result	MS Result	MSD Result	Spike Value	Units	MS % Rec.	MSD % Rec.	RPD
		Tin	EPA 200.7	1101417-002	<0.100	0.820	0.802	1.00	mg/L	93	91	2 %
		Titanium	EPA 200.7	1101417-002	<0.100	0.966	0.974	1.00	mg/L	97	98	1 %
		Vanadium	EPA 200.7	1101417-002	0.037	1.01	0.993	1.00	mg/L	97	96	2 %
		Zinc	EPA 200.7	1101417-002	0.190	1.07	1.06	1.00	mg/L	88	87	1 %
QC1102163	MS 1	Aluminum	EPA 200.7	1102013-001	<0.045	0.913	0.952	1.00	mg/L	89	93	4 %
		Barium	EPA 200.7	1102013-001	<0.010	0.890	0.933	1.00	mg/L	89	93	5 %
		Beryllium	EPA 200.7	1102013-001	<0.001	0.928	0.958	1.00	mg/L	93	96	3 %
		Bismuth	EPA 200.7	1102013-001	<0.100	0.900	0.941	1.00	mg/L	89	93	4 %
		Boron	EPA 200.7	1102013-001	<0.100	0.869	0.921	1.00	mg/L	87	92	6 %
		Cadmium	EPA 200.7	1102013-001	<0.001	0.899	0.938	1.00	mg/L	90	94	4 %
		Calcium	EPA 200.7	1102013-001	5.47	14.5	15.0	10.0	mg/L	90	95	3 %
		Chromium	EPA 200.7	1102013-001	<0.005	0.888	0.925	1.00	mg/L	89	93	4 %
		Cobalt	EPA 200.7	1102013-001	<0.010	0.880	0.920	1.00	mg/L	88	92	4 %
		Copper	EPA 200.7	1102013-001	<0.050	4.40	4.60	5.00	mg/L	88	92	4 %
		Gallium	EPA 200.7	1102013-001	<0.100	0.890	0.931	1.00	mg/L	89	93	5 %
		Iron	EPA 200.7	1102013-001	<0.010	0.941	0.958	1.00	mg/L	94	95	2 %
		Lithium	EPA 200.7	1102013-001	<0.100	0.920	0.945	1.00	mg/L	91	94	3 %
		Magnesium	EPA 200.7	1102013-001	1.58	10.8	10.9	10.0	mg/L	92	93	1 %
		Manganese	EPA 200.7	1102013-001	<0.005	0.903	0.946	1.00	mg/L	90	95	5 %
		Molybdenum	EPA 200.7	1102013-001	<0.010	0.908	0.962	1.00	mg/L	91	96	6 %
		Nickel	EPA 200.7	1102013-001	<0.010	4.44	4.64	5.00	mg/L	89	93	4 %
		Phosphorus	EPA 200.7	1102013-001	<0.500	4.40	4.64	5.00	mg/L	87	92	5 %
		Potassium	EPA 200.7	1102013-001	<2.50	10.3	10.4	10.0	mg/L	NC	NC	NC
		Scandium	EPA 200.7	1102013-001	<0.100	0.892	0.929	1.00	mg/L	89	93	4 %
		Silver	EPA 200.7	1102013-001	<0.005	0.079	0.083	0.090	mg/L	88	93	5 %
		Sodium	EPA 200.7	1102013-001	2.91	12.2	12.2	10.0	mg/L	93	93	<1%
		Strontium	EPA 200.7	1102013-001	<0.100	1.01	1.02	1.00	mg/L	93	94	1 %
		Tin	EPA 200.7	1102013-001	<0.100	0.907	0.963	1.00	mg/L	93	99	6 %
		Titanium	EPA 200.7	1102013-001	<0.100	0.962	0.981	1.00	mg/L	96	98	2 %
		Vanadium	EPA 200.7	1102013-001	<0.010	0.891	0.935	1.00	mg/L	89	93	5 %
		Zinc	EPA 200.7	1102013-001	<0.010	0.896	0.943	1.00	mg/L	89	94	5 %
QC1102164	MS 1	Aluminum	EPA 200.7	1102013-002	0.045	0.933	0.943	1.00	mg/L	89	90	1 %
		Barium	EPA 200.7	1102013-002	0.035	0.910	0.930	1.00	mg/L	88	90	2 %
		Beryllium	EPA 200.7	1102013-002	<0.001	0.918	0.930	1.00	mg/L	92	93	1 %
		Bismuth	EPA 200.7	1102013-002	<0.100	0.872	0.908	1.00	mg/L	86	90	4 %
		Boron	EPA 200.7	1102013-002	<0.100	0.886	0.907	1.00	mg/L	87	90	2 %
		Cadmium	EPA 200.7	1102013-002	<0.001	0.878	0.907	1.00	mg/L	88	91	3 %
		Calcium	EPA 200.7	1102013-002	9.84	19.5	19.4	10.0	mg/L	97	96	1 %
		Chromium	EPA 200.7	1102013-002	<0.005	0.884	0.895	1.00	mg/L	88	90	1 %
		Cobalt	EPA 200.7	1102013-002	<0.010	0.859	0.883	1.00	mg/L	86	88	3 %
		Copper	EPA 200.7	1102013-002	<0.050	4.43	4.47	5.00	mg/L	89	89	1 %
		Gallium	EPA 200.7	1102013-002	<0.100	0.889	0.889	1.00	mg/L	89	89	<1%
		Iron	EPA 200.7	1102013-002	1.19	2.10	2.10	1.00	mg/L	91	91	<1%
		Lithium	EPA 200.7	1102013-002	<0.100	0.898	0.908	1.00	mg/L	89	90	1 %
		Magnesium	EPA 200.7	1102013-002	4.98	13.7	13.9	10.0	mg/L	87	89	1 %
		Manganese	EPA 200.7	1102013-002	0.283	1.20	1.21	1.00	mg/L	92	93	1 %
		Molybdenum	EPA 200.7	1102013-002	<0.010	0.868	0.917	1.00	mg/L	87	92	5 %
		Nickel	EPA 200.7	1102013-002	<0.010	4.35	4.48	5.00	mg/L	87	90	3 %
		Phosphorus	EPA 200.7	1102013-002	<0.500	4.42	4.61	5.00	mg/L	84	88	4 %
		Potassium	EPA 200.7	1102013-002	4.31	13.5	13.5	10.0	mg/L	92	92	<1%
		Scandium	EPA 200.7	1102013-002	<0.100	0.881	0.888	1.00	mg/L	88	89	1 %
		Silver	EPA 200.7	1102013-002	<0.005	0.079	0.081	0.090	mg/L	88	90	3 %
		Sodium	EPA 200.7	1102013-002	6.96	16.2	16.2	10.0	mg/L	92	92	<1%
		Strontium	EPA 200.7	1102013-002	<0.100	0.998	1.00	1.00	mg/L	91	91	<1%
		Tin	EPA 200.7	1102013-002	<0.100	0.848	0.902	1.00	mg/L	89	94	6 %

QCBatchID	QCType	Parameter	Method	Spike Sample	Sample Result		MS Result	MSD Result	Spike Value	Units	MS % Rec.	MSD % Rec.	RPD
		Titanium	EPA 200.7	1102013-002	<0.100		0.936	0.950	1.00	mg/L	94	95	1 %
		Vanadium	EPA 200.7	1102013-002	<0.010		0.904	0.913	1.00	mg/L	90	91	1 %
		Zinc	EPA 200.7	1102013-002	<0.010		0.869	0.898	1.00	mg/L	87	90	3 %
QC1102173	MS 1	Fluoride	EPA 300.0	1102023-001	<0.250		8.86	8.56	2.00	mg/L	87	84	3 %
QC1102173	MS 2	Fluoride	EPA 300.0	1101435-004	5.71	M	21.4	21.9	2.00	mg/L	NC	NC	NC
QC1102175	MS 1	Sulfate	EPA 300.0	1102023-001	205		253	255	10.0	mg/L	98	101	1 %
QC1102175	MS 2	Sulfate	EPA 300.0	1101435-004	256		356	357	10.0	mg/L	100	101	<1%
QC1102182	MS 1	Fluoride	EPA 300.0	1102063-013	2.63	M	3.97	3.97	2.00	mg/L	NC	NC	NC
QC1102182	MS 2	Fluoride	EPA 300.0	1101435-014	3.65		21.9	20.9	2.00	mg/L	91	86	5 %
QC1102186	MS 1	Sulfate	EPA 300.0	1102063-013	40.4		49.8	49.8	10.0	mg/L	94	95	<1%
QC1102186	MS 2	Sulfate	EPA 300.0	1101435-014	202		308	306	10.0	mg/L	105	104	1 %
QC1102218	MS 1	Mercury	EPA 200.8	1101417-002	0.170700	SC	0.171515	0.158195	0.001	mg/L	NC	NC	NC
		Antimony	EPA 200.8	1101417-002	0.0222		0.0329	0.0329	0.010	mg/L	107	108	<1%
		Arsenic	EPA 200.8	1101417-002	2.4907	SC	2.4786	2.3841	0.050	mg/L	NC	NC	NC
		Lead	EPA 200.8	1101417-002	<0.0025		0.0100	0.0100	0.010	mg/L	100	100	<1%
		Selenium	EPA 200.8	1101417-002	0.0485		0.1131	0.1155	0.050	mg/L	129	134	2 %
		Thallium	EPA 200.8	1101417-002	0.0533		0.0604	0.0611	0.010	mg/L	71	78	1 %
		Uranium	EPA 200.8	1101417-002	<0.0100		0.0108	0.0108	0.010	mg/L	106	NC	NC
QC1102233	MS 1	Mercury	EPA 200.8	1102013-001	<0.000100		0.001271	0.001240	0.001	mg/L	127	124	2 %
		Antimony	EPA 200.8	1102013-001	<0.0025		0.0111	0.0116	0.010	mg/L	111	116	4 %
		Arsenic	EPA 200.8	1102013-001	<0.0050		0.0544	0.0565	0.050	mg/L	108	112	4 %
		Lead	EPA 200.8	1102013-001	<0.0025		0.0109	0.0110	0.010	mg/L	109	110	1 %
		Selenium	EPA 200.8	1102013-001	<0.0050		0.0503	0.0495	0.050	mg/L	100	98	2 %
		Thallium	EPA 200.8	1102013-001	<0.0010		0.0111	0.0112	0.010	mg/L	111	112	1 %
		Uranium	EPA 200.8	1102013-001	<0.0100		0.0105	0.0106	0.010	mg/L	105	106	1 %
QC1102234	MS 1	Mercury	EPA 200.8	1102013-002	<0.000100		0.001080	0.001078	0.001	mg/L	108	108	<1%
		Antimony	EPA 200.8	1102013-002	<0.0025		0.0115	0.0111	0.010	mg/L	115	111	4 %
		Arsenic	EPA 200.8	1102013-002	<0.0050		0.0562	0.0551	0.050	mg/L	105	103	2 %
		Lead	EPA 200.8	1102013-002	<0.0025		0.0117	0.0116	0.010	mg/L	117	116	1 %
		Selenium	EPA 200.8	1102013-002	<0.0050		0.0479	0.0492	0.050	mg/L	93	96	3 %
		Thallium	EPA 200.8	1102013-002	<0.0010		0.0118	0.0117	0.010	mg/L	118	117	1 %
		Uranium	EPA 200.8	1102013-002	<0.0100		0.0117	0.0115	0.010	mg/L	116	114	2 %
QC1102243	MS 1	Sulfate	EPA 300.0	1102080-021	<1.000		11.9	12.0	10.0	mg/L	118	118	1 %

12/4/2012

McClelland Laboratory
1016 Greg Street
Sparks, NV 89431
Attn: Mike Medina

OrderID: *1211395*

Dear: Mike Medina

This is to transmit the attached analytical report. The analytical data and information contained therein was generated using specified or selected methods contained in references, such as Standard Methods for the Examination of Water and Wastewater, 18th & 19th editions, Methods for Determination of Organic Compounds in Drinking Water, EPA-600/4-79-020, and Test Methods for Evaluation of Solid Waste, Physical/Chemical Methods (SW846) Third Edition.

The samples were received by WETLAB-Western Environmental Testing Laboratory in good condition on 11/21/2012. Additional comments are located on page 2 of this report.

If you should have any questions or comments regarding this report, please do not hesitate to call.

Sincerely,

Andy Smith
QA Manager

SPARKS
475 E. Greg Street, Suite 119
Sparks, Nevada 89431
tel (775) 355-0202
fax (775) 355-0817

ELKO
1084 Lamoille Hwy.
Elko, Nevada 89801
tel (775) 777-9933
fax (775) 777-9933

LAS VEGAS
3230 Polaris Ave., Suite 4
Las Vegas, Nevada 89102
tel (702) 475-8899
fax (702) 776-6152

Western Environmental Testing Laboratory
Report Comments

McClelland Laboratory - 1211395

General Comments

None

Specific Comments

The matrix spike/matrix spike duplicate (MS/MSD) values for the analysis of Fluoride on sample 1211395-001 were outside laboratory acceptance criteria; however, the relative percent difference (RPD) value was acceptable, indicating probable matrix interference. The reported result should be considered an estimate.

Data Qualifier Legend

B	-- Blank contamination; Analyte detected above the method reporting limit in an associated blank
HT	-- Sample held beyond the accepted holding time
J	-- The reported value is between the laboratory method detection limit and the laboratory practical quantitation limit
M	-- Reported value is estimated; The sample matrix interfered with the analysis
N	-- There was insufficient sample available to perform a spike and/or duplicate on this analytical batch.
NC	-- Not calculated due to matrix interference
Q	-- Reported value is estimated; The value failed to meet QC criteria for either precision or accuracy
S	-- Surrogate recovery was outside of laboratory acceptance limits due to matrix interference. The associated blank and LCS surrogate recovery was within acceptance limits.
SC	-- Spike recovery not calculated. Sample concentration >4X the spike amount; therefore, the spike could not be adequately recovered.

475 East Greg Street Suite #119
Sparks, NV 89431 (775) 355-0202
EPA Lab ID: NV00925 - ELAP No: 2523

1084 Lamoille Hwy
Elko, NV 89801 (775) 777-9933
EPA Lab ID: NV00926

3230 Polaris Ave #4
Las Vegas, NV 89102 (702) 475-8899
EPA Lab ID: NV00932

Western Environmental Testing Laboratory
Analytical Report

McClelland Laboratory
1016 Greg Street
Sparks, NV 89431
Attn: Mike Medina
Phone: (775) 356-1300 **Fax:** (775) 356-8917
PO\Project: *3438 Wk:28*

Date Printed: 12/4/2012
OrderID: *1211395*

Customer Sample ID: CF-11-02 (0-27) Wk:28
WETLAB Sample ID: 1211395-001

Collect Date/Time: 11/22/2012 09:00
Receive Date: 11/21/2012 13:50

PROFILE II

Parameter	Method	Results	Units	Reporting Limit	Date Analyzed
pH	SM 4500-H+ B	7.77	pH Units		11/21/2012
Trace Metals Digestion	EPA 200.2	Complete			11/28/2012
Bicarbonate (HCO3)	SM 2320B	46	mg/L	1.0	11/21/2012
Carbonate (CO3)	SM 2320B	<1.0	mg/L	1.0	11/21/2012
Hydroxide (OH)	SM 2320B	<1.0	mg/L	1.0	11/21/2012
Total Alkalinity	SM 2320B	38	mg/L as CaCO3	1.0	11/21/2012
Chloride	EPA 300.0	<1.00	mg/L	1.00	11/21/2012
Fluoride	EPA 300.0	0.91 M	mg/L	0.10	11/21/2012
Sulfate	EPA 300.0	17	mg/L	1.0	11/21/2012
Nitrate Nitrogen	EPA 300.0	<1.0	mg/L	1.0	11/21/2012
Nitrite Nitrogen	EPA 300.0	<0.025	mg/L	0.025	11/21/2012
Total Dissolved Solids (TDS)	SM 2540C	84	mg/L	10	11/26/2012
Aluminum	EPA 200.7	0.052	mg/L	0.045	11/29/2012
Barium	EPA 200.7	<0.010	mg/L	0.010	11/29/2012
Beryllium	EPA 200.7	<0.0010	mg/L	0.0010	11/29/2012
Bismuth	EPA 200.7	<0.10	mg/L	0.10	11/29/2012
Boron	EPA 200.7	<0.10	mg/L	0.10	11/29/2012
Cadmium	EPA 200.7	<0.0010	mg/L	0.0010	11/29/2012
Calcium	EPA 200.7	16	mg/L	0.50	11/29/2012
Chromium	EPA 200.7	<0.0050	mg/L	0.0050	11/29/2012
Cobalt	EPA 200.7	<0.010	mg/L	0.010	11/29/2012
Copper	EPA 200.7	<0.050	mg/L	0.050	11/29/2012
Gallium	EPA 200.7	<0.10	mg/L	0.10	11/29/2012
Iron	EPA 200.7	<0.010	mg/L	0.010	11/29/2012
Lithium	EPA 200.7	<0.10	mg/L	0.10	11/29/2012
Magnesium	EPA 200.7	2.9	mg/L	0.50	11/29/2012
Manganese	EPA 200.7	0.017	mg/L	0.0050	11/29/2012

Customer Sample ID: CF-11-02 (0-27) Wk:28
WETLAB Sample ID: 1211395-001
Collect Date/Time: 11/22/2012 09:00
Receive Date: 11/21/2012 13:50

PROFILE II

Parameter	Method	Results	Units	Reporting Limit	Date Analyzed
Molybdenum	EPA 200.7	<0.010	mg/L	0.010	11/29/2012
Nickel	EPA 200.7	<0.010	mg/L	0.010	11/29/2012
Phosphorus	EPA 200.7	<0.50	mg/L	0.50	11/29/2012
Potassium	EPA 200.7	2.2	mg/L	0.50	11/29/2012
Scandium	EPA 200.7	<0.1000	mg/L	0.1000	11/29/2012
Silver	EPA 200.7	<0.0050	mg/L	0.0050	11/29/2012
Sodium	EPA 200.7	1.8	mg/L	0.50	11/29/2012
Strontium	EPA 200.7	0.14	mg/L	0.10	11/29/2012
Tin	EPA 200.7	<0.10	mg/L	0.10	11/29/2012
Titanium	EPA 200.7	<0.10	mg/L	0.10	11/29/2012
Vanadium	EPA 200.7	<0.010	mg/L	0.010	11/29/2012
Zinc	EPA 200.7	<0.010	mg/L	0.010	11/29/2012
Mercury	EPA 200.8	<0.00010	mg/L	0.00010	11/29/2012
Antimony	EPA 200.8	<0.0025	mg/L	0.0025	11/29/2012
Arsenic	EPA 200.8	<0.0050	mg/L	0.0050	11/29/2012
Lead	EPA 200.8	<0.0025	mg/L	0.0025	11/29/2012
Selenium	EPA 200.8	<0.0050	mg/L	0.0050	11/29/2012
Thallium	EPA 200.8	<0.0010	mg/L	0.0010	11/29/2012
Uranium	EPA 200.8	<0.0050	mg/L	0.0050	11/29/2012
Anions	Calculation	1.16	meq/L	0.10	
Cations	Calculation	1.18	meq/L	0.10	
Error	Calculation	<1.0	%	1.0	

Customer Sample ID: CF-11-02 (367-408) Wk:28
WETLAB Sample ID: 1211395-002
Collect Date/Time: 11/22/2012 09:00
Receive Date: 11/21/2012 13:50

PROFILE II

Parameter	Method	Results	Units	Reporting Limit	Date Analyzed
pH	SM 4500-H+ B	7.54	pH Units		11/21/2012
Trace Metals Digestion	EPA 200.2	Complete			11/28/2012
Bicarbonate (HCO3)	SM 2320B	28	mg/L	1.0	11/21/2012
Carbonate (CO3)	SM 2320B	<1.0	mg/L	1.0	11/21/2012
Hydroxide (OH)	SM 2320B	<1.0	mg/L	1.0	11/21/2012
Total Alkalinity	SM 2320B	23	mg/L as CaCO3	1.0	11/21/2012
Chloride	EPA 300.0	<1.00	mg/L	1.00	11/21/2012
Fluoride	EPA 300.0	1.0	mg/L	0.10	11/21/2012
Sulfate	EPA 300.0	16	mg/L	1.0	11/21/2012
Nitrate Nitrogen	EPA 300.0	<1.0	mg/L	1.0	11/21/2012
Nitrite Nitrogen	EPA 300.0	<0.025	mg/L	0.025	11/21/2012

475 East Greg Street Suite #119
Sparks, NV 89431 (775) 355-0202
EPA Lab ID: NV00925 - ELAP No: 2523

1084 Lamoille Hwy
Elko, NV 89801 (775) 777-9933
EPA Lab ID: NV00926

3230 Polaris Ave #4
Las Vegas, NV 89102 (702) 475-8899
EPA Lab ID: NV00932

Customer Sample ID: CF-11-02 (367-408) Wk:28
WETLAB Sample ID: 1211395-002

Collect Date/Time: 11/22/2012 09:00
Receive Date: 11/21/2012 13:50

PROFILE II

Parameter	Method	Results	Units	Reporting Limit	Date Analyzed
Total Dissolved Solids (TDS)	SM 2540C	89	mg/L	10	11/26/2012
Aluminum	EPA 200.7	0.14	mg/L	0.045	11/29/2012
Barium	EPA 200.7	<0.010	mg/L	0.010	11/29/2012
Beryllium	EPA 200.7	<0.0010	mg/L	0.0010	11/29/2012
Bismuth	EPA 200.7	<0.10	mg/L	0.10	11/29/2012
Boron	EPA 200.7	<0.10	mg/L	0.10	11/29/2012
Cadmium	EPA 200.7	<0.0010	mg/L	0.0010	11/29/2012
Calcium	EPA 200.7	15	mg/L	0.50	11/29/2012
Chromium	EPA 200.7	<0.0050	mg/L	0.0050	11/29/2012
Cobalt	EPA 200.7	<0.010	mg/L	0.010	11/29/2012
Copper	EPA 200.7	0.056	mg/L	0.050	11/29/2012
Gallium	EPA 200.7	<0.10	mg/L	0.10	11/29/2012
Iron	EPA 200.7	0.033	mg/L	0.010	11/29/2012
Lithium	EPA 200.7	<0.10	mg/L	0.10	11/29/2012
Magnesium	EPA 200.7	0.69	mg/L	0.50	11/29/2012
Manganese	EPA 200.7	0.022	mg/L	0.0050	11/29/2012
Molybdenum	EPA 200.7	<0.010	mg/L	0.010	11/29/2012
Nickel	EPA 200.7	<0.010	mg/L	0.010	11/29/2012
Phosphorus	EPA 200.7	<0.50	mg/L	0.50	11/29/2012
Potassium	EPA 200.7	1.8	mg/L	0.50	11/29/2012
Scandium	EPA 200.7	<0.1000	mg/L	0.1000	11/29/2012
Silver	EPA 200.7	<0.0050	mg/L	0.0050	11/29/2012
Sodium	EPA 200.7	1.4	mg/L	0.50	11/29/2012
Strontium	EPA 200.7	0.15	mg/L	0.10	11/29/2012
Tin	EPA 200.7	<0.10	mg/L	0.10	11/29/2012
Titanium	EPA 200.7	<0.10	mg/L	0.10	11/29/2012
Vanadium	EPA 200.7	<0.010	mg/L	0.010	11/29/2012
Zinc	EPA 200.7	<0.010	mg/L	0.010	11/29/2012
Mercury	EPA 200.8	<0.00010	mg/L	0.00010	11/29/2012
Antimony	EPA 200.8	<0.0025	mg/L	0.0025	11/28/2012
Arsenic	EPA 200.8	<0.0050	mg/L	0.0050	11/29/2012
Lead	EPA 200.8	<0.0025	mg/L	0.0025	11/28/2012
Selenium	EPA 200.8	<0.0050	mg/L	0.0050	11/29/2012
Thallium	EPA 200.8	<0.0010	mg/L	0.0010	11/28/2012
Uranium	EPA 200.8	<0.0050	mg/L	0.0050	11/28/2012
Anions	Calculation	0.84	meq/L	0.10	
Cations	Calculation	0.93	meq/L	0.10	
Error	Calculation	4.9	%	1.0	

475 East Greg Street Suite #119
Sparks, NV 89431 (775) 355-0202
EPA Lab ID: NV00925 - ELAP No: 2523

1084 Lamoille Hwy
Elko, NV 89801 (775) 777-9933
EPA Lab ID: NV00926

3230 Polaris Ave #4
Las Vegas, NV 89102 (702) 475-8899
EPA Lab ID: NV00932

Western Environmental Testing Laboratory
QC Report

QCBatchID	QCType	Parameter	Method	Result	Units
QC12110735	Blank 1	Fluoride	EPA 300.0	<0.10	mg/L
QC12110735	Blank 2	Fluoride	EPA 300.0	<0.10	mg/L
QC12110735	Blank 3	Fluoride	EPA 300.0	<0.10	mg/L
QC12110737	Blank 1	Chloride	EPA 300.0	<1.0	mg/L
QC12110737	Blank 2	Chloride	EPA 300.0	<1.0	mg/L
QC12110737	Blank 3	Chloride	EPA 300.0	<1.0	mg/L
QC12110740	Blank 1	Nitrite Nitrogen	EPA 300.0	<0.025	mg/L
QC12110740	Blank 2	Nitrite Nitrogen	EPA 300.0	<0.025	mg/L
QC12110740	Blank 3	Nitrite Nitrogen	EPA 300.0	<0.025	mg/L
QC12110742	Blank 1	Nitrate Nitrogen	EPA 300.0	<1.0	mg/L
QC12110742	Blank 2	Nitrate Nitrogen	EPA 300.0	<1.0	mg/L
QC12110742	Blank 3	Nitrate Nitrogen	EPA 300.0	<1.0	mg/L
QC12110744	Blank 1	Sulfate	EPA 300.0	<1.0	mg/L
QC12110744	Blank 2	Sulfate	EPA 300.0	<1.0	mg/L
QC12110744	Blank 3	Sulfate	EPA 300.0	<1.0	mg/L
QC12110864	Blank 1	Total Dissolved Solids (TDS)	SM 2540C	11	mg/L
QC12110864	Blank 2	Total Dissolved Solids (TDS)	SM 2540C	<10	mg/L
QC12110894	Blank 1	Uranium, Dissolved	EPA 200.8	<0.0050	mg/L
		Mercury, Dissolved	EPA 200.8	<0.00010	mg/L
		Antimony, Dissolved	EPA 200.8	<0.0025	mg/L
		Arsenic, Dissolved	EPA 200.8	<0.0050	mg/L
		Lead, Dissolved	EPA 200.8	<0.0025	mg/L
		Selenium, Dissolved	EPA 200.8	<0.0050	mg/L
		Thallium, Dissolved	EPA 200.8	<0.0010	mg/L
QC12110930	Blank 1	Aluminum, Dissolved	EPA 200.7	<0.045	mg/L
		Barium, Dissolved	EPA 200.7	<0.010	mg/L
		Beryllium, Dissolved	EPA 200.7	<0.0010	mg/L
		Bismuth, Dissolved	EPA 200.7	<0.10	mg/L
		Boron, Dissolved	EPA 200.7	<0.10	mg/L
		Cadmium, Dissolved	EPA 200.7	<0.0010	mg/L
		Calcium, Dissolved	EPA 200.7	<0.50	mg/L
		Chromium, Dissolved	EPA 200.7	<0.0050	mg/L
		Cobalt, Dissolved	EPA 200.7	<0.010	mg/L
		Copper, Dissolved	EPA 200.7	<0.050	mg/L
		Gallium, Dissolved	EPA 200.7	<0.10	mg/L
		Iron, Dissolved	EPA 200.7	<0.010	mg/L
		Lithium, Dissolved	EPA 200.7	<0.10	mg/L
		Magnesium, Dissolved	EPA 200.7	<0.50	mg/L
		Manganese, Dissolved	EPA 200.7	<0.0050	mg/L
		Molybdenum, Dissolved	EPA 200.7	<0.010	mg/L
		Nickel, Dissolved	EPA 200.7	<0.010	mg/L
		Phosphorus, Dissolved	EPA 200.7	<0.50	mg/L
		Potassium, Dissolved	EPA 200.7	<0.50	mg/L
		Scandium, Dissolved	EPA 200.7	<0.10	mg/L
		Silver, Dissolved	EPA 200.7	<0.0050	mg/L
		Sodium, Dissolved	EPA 200.7	0.80	mg/L
		Strontium, Dissolved	EPA 200.7	<0.10	mg/L

475 East Greg Street Suite #119
Sparks, NV 89431 (775) 355-0202
EPA Lab ID: NV00925 - ELAP No: 2523

1084 Lamoille Hwy
Elko, NV 89801 (775) 777-9933
EPA Lab ID: NV00926

3230 Polaris Ave #4
Las Vegas, NV 89102 (702) 475-8899
EPA Lab ID: NV00932

QCBatchID	QCType	Parameter	Method	Result	Units
		Tin, Dissolved	EPA 200.7	<0.10	mg/L
		Titanium, Dissolved	EPA 200.7	<0.10	mg/L
		Vanadium, Dissolved	EPA 200.7	<0.010	mg/L
		Zinc, Dissolved	EPA 200.7	<0.010	mg/L

QCBatchID	QCType	Parameter	Method	Result	Actual	% Recovery	Units
QC12110733	LCS 1	pH	SM 4500-H+ B	6.99	7.00	100	pH Units
QC12110733	LCS 2	pH	SM 4500-H+ B	7.00	7.00	100	pH Units
QC12110733	LCS 3	pH	SM 4500-H+ B	7.00	7.00	100	pH Units
QC12110733	LCS 4	pH	SM 4500-H+ B	7.02	7.00	100	pH Units
QC12110735	LCS 1	Fluoride	EPA 300.0	2.02	2.00	101	mg/L
QC12110737	LCS 1	Chloride	EPA 300.0	10.2	10.0	102	mg/L
QC12110738	LCS 1	Total Alkalinity	SM 2320B	99.0	100	99	mg/L
QC12110738	LCS 2	Total Alkalinity	SM 2320B	99.4	100	99	mg/L
QC12110738	LCS 3	Total Alkalinity	SM 2320B	99.6	100	100	mg/L
QC12110738	LCS 4	Total Alkalinity	SM 2320B	91.6	100	92	mg/L
QC12110738	LCS 5	Total Alkalinity	SM 2320B	99.5	100	100	mg/L
QC12110740	LCS 1	Nitrite Nitrogen	EPA 300.0	0.529	0.500	106	mg/L
QC12110742	LCS 1	Nitrate Nitrogen	EPA 300.0	1.98	2.00	99	mg/L
QC12110744	LCS 1	Sulfate	EPA 300.0	24.3	25.0	97	mg/L
QC12110864	LCS 1	Total Dissolved Solids (TDS)	SM 2540C	160	150	107	mg/L
QC12110864	LCS 2	Total Dissolved Solids (TDS)	SM 2540C	152	150	101	mg/L
QC12110894	LCS 1	Uranium, Dissolved	EPA 200.8	0.0094	0.010	94	mg/L
		Mercury, Dissolved	EPA 200.8	0.000884	0.001	88	mg/L
		Antimony, Dissolved	EPA 200.8	0.0093	0.010	93	mg/L
		Arsenic, Dissolved	EPA 200.8	0.0492	0.050	98	mg/L
		Lead, Dissolved	EPA 200.8	0.0096	0.010	96	mg/L
		Selenium, Dissolved	EPA 200.8	0.0474	0.050	95	mg/L
		Thallium, Dissolved	EPA 200.8	0.0097	0.010	97	mg/L
QC12110930	LCS 1	Aluminum, Dissolved	EPA 200.7	0.977	1.00	98	mg/L
		Barium, Dissolved	EPA 200.7	0.989	1.00	99	mg/L
		Beryllium, Dissolved	EPA 200.7	0.977	1.00	98	mg/L
		Bismuth, Dissolved	EPA 200.7	1.03	1.00	103	mg/L
		Boron, Dissolved	EPA 200.7	0.971	1.00	97	mg/L
		Cadmium, Dissolved	EPA 200.7	1.01	1.00	101	mg/L
		Calcium, Dissolved	EPA 200.7	9.67	10.0	97	mg/L
		Chromium, Dissolved	EPA 200.7	0.973	1.00	97	mg/L
		Cobalt, Dissolved	EPA 200.7	0.993	1.00	99	mg/L
		Copper, Dissolved	EPA 200.7	4.75	5.00	95	mg/L
		Gallium, Dissolved	EPA 200.7	0.975	1.00	98	mg/L
		Iron, Dissolved	EPA 200.7	0.992	1.00	99	mg/L
		Lithium, Dissolved	EPA 200.7	0.962	1.00	96	mg/L
		Magnesium, Dissolved	EPA 200.7	9.98	10.0	100	mg/L
		Manganese, Dissolved	EPA 200.7	0.973	1.00	97	mg/L
		Molybdenum, Dissolved	EPA 200.7	0.982	1.00	98	mg/L
		Nickel, Dissolved	EPA 200.7	4.98	5.00	100	mg/L
		Phosphorus, Dissolved	EPA 200.7	5.10	5.00	102	mg/L
		Potassium, Dissolved	EPA 200.7	10.0	10.0	100	mg/L
		Scandium, Dissolved	EPA 200.7	0.967	1.00	97	mg/L
		Silver, Dissolved	EPA 200.7	0.086	0.090	96	mg/L
		Sodium, Dissolved	EPA 200.7	10.1	10.0	101	mg/L
		Strontium, Dissolved	EPA 200.7	0.980	1.00	98	mg/L
		Tin, Dissolved	EPA 200.7	0.975	1.00	98	mg/L

475 East Greg Street Suite #119
Sparks, NV 89431 (775) 355-0202
EPA Lab ID: NV00925 - ELAP No: 2523

1084 Lamoille Hwy
Elko, NV 89801 (775) 777-9933
EPA Lab ID: NV00926

3230 Polaris Ave #4
Las Vegas, NV 89102 (702) 475-8899
EPA Lab ID: NV00932

QCBatchID	QCType	Parameter	Method	Result	Actual	% Recovery	Units
		Titanium, Dissolved	EPA 200.7	0.969	1.00	97	mg/L
		Vanadium, Dissolved	EPA 200.7	0.979	1.00	98	mg/L
		Zinc, Dissolved	EPA 200.7	1.03	1.00	103	mg/L

QCBatchID	QCType	Parameter	Method	Duplicate Sample	Sample Result	Duplicate Result		Units	RPD
QC12110733	Duplicate	pH	SM 4500-H+ B	1211385-001	7.13	7.20		pH Units	1 %
QC12110733	Duplicate	pH	SM 4500-H+ B	1211386-007	6.85	6.93		pH Units	1 %
QC12110733	Duplicate	pH	SM 4500-H+ B	1211389-001	7.22	7.21		pH Units	<1%
QC12110733	Duplicate	pH	SM 4500-H+ B	1211389-008	7.97	7.95		pH Units	<1%
QC12110733	Duplicate	pH	SM 4500-H+ B	1211396-001	7.87	7.97		pH Units	1 %
QC12110733	Duplicate	pH	SM 4500-H+ B	1211400-001	6.08	5.92	Q	pH Units	3 %
QC12110733	Duplicate	pH	SM 4500-H+ B	1211404-001	7.81	7.81		pH Units	<1%
QC12110738	Duplicate	Bicarbonate (HCO3)	SM 2320B	1211385-001	886	926		mg/L	4 %
		Carbonate (CO3)	SM 2320B	1211385-001	<1.000	<1.000		mg/L	<1%
		Hydroxide (OH)	SM 2320B	1211385-001	<1.000	<1.000		mg/L	<1%
		Total Alkalinity	SM 2320B	1211385-001	727	759		mg/L as CaCO3	4 %
QC12110738	Duplicate	Bicarbonate (HCO3)	SM 2320B	1211386-007	287	244		mg/L	16 %
		Carbonate (CO3)	SM 2320B	1211386-007	<1.000	<1.000		mg/L	<1%
		Hydroxide (OH)	SM 2320B	1211386-007	<1.000	<1.000		mg/L	<1%
		Total Alkalinity	SM 2320B	1211386-007	235	200		mg/L as CaCO3	16 %
QC12110738	Duplicate	Bicarbonate (HCO3)	SM 2320B	1211389-001	361	366		mg/L	1 %
		Carbonate (CO3)	SM 2320B	1211389-001	<1.000	<1.000		mg/L	<1%
		Hydroxide (OH)	SM 2320B	1211389-001	<1.000	<1.000		mg/L	<1%
		Total Alkalinity	SM 2320B	1211389-001	296	300		mg/L as CaCO3	1 %
QC12110738	Duplicate	Bicarbonate (HCO3)	SM 2320B	1211389-008	236	239		mg/L	1 %
		Carbonate (CO3)	SM 2320B	1211389-008	<1.000	<1.000		mg/L	<1%
		Hydroxide (OH)	SM 2320B	1211389-008	<1.000	<1.000		mg/L	<1%
		Total Alkalinity	SM 2320B	1211389-008	194	196		mg/L as CaCO3	1 %
QC12110738	Duplicate	Bicarbonate (HCO3)	SM 2320B	1211396-001	24.7	24.9		mg/L	1 %
		Carbonate (CO3)	SM 2320B	1211396-001	<1.000	<1.000		mg/L	<1%
		Hydroxide (OH)	SM 2320B	1211396-001	<1.000	<1.000		mg/L	<1%
		Total Alkalinity	SM 2320B	1211396-001	20.3	20.4		mg/L as CaCO3	1 %
QC12110738	Duplicate	Bicarbonate (HCO3)	SM 2320B	1211400-001	<1.000	<1.000	Q	mg/L	<1%
		Carbonate (CO3)	SM 2320B	1211400-001	<1.000	<1.000		mg/L	<1%
		Hydroxide (OH)	SM 2320B	1211400-001	<1.000	<1.000		mg/L	<1%
		Total Alkalinity	SM 2320B	1211400-001	<1.000	<1.000	Q	mg/L as CaCO3	<1%
QC12110738	Duplicate	Bicarbonate (HCO3)	SM 2320B	1211404-001	125	118		mg/L	5 %
		Carbonate (CO3)	SM 2320B	1211404-001	<1.000	<1.000		mg/L	<1%
		Hydroxide (OH)	SM 2320B	1211404-001	<1.000	<1.000		mg/L	<1%
		Total Alkalinity	SM 2320B	1211404-001	102	96.9		mg/L as CaCO3	5 %
QC12110864	Duplicate	Total Dissolved Solids (TDS)	SM 2540C	1211389-001	596	650	Q	mg/L	9 %
QC12110864	Duplicate	Total Dissolved Solids (TDS)	SM 2540C	1211396-002	94.0	94.0		mg/L	<1%

475 East Greg Street Suite #119
Sparks, NV 89431 (775) 355-0202
EPA Lab ID: NV00925 - ELAP No: 2523

1084 Lamoille Hwy
Elko, NV 89801 (775) 777-9933
EPA Lab ID: NV00926

3230 Polaris Ave #4
Las Vegas, NV 89102 (702) 475-8899
EPA Lab ID: NV00932

QCBatchID	QCType	Parameter	Method	Duplicate Sample	Sample Result	Duplicate Result	Units	RPD
QC12110864	Duplicate	Total Dissolved Solids (TDS)	SM 2540C	1211396-011	1052	1044	mg/L	1 %
QC12110864	Duplicate	Total Dissolved Solids (TDS)	SM 2540C	1211400-001	<10.00	13.0	mg/L	36 %

QCBatchID	QCType	Parameter	Method	Spike Sample	Sample Result		MS Result	MSD Result	Spike Value	Units	MS % Rec.	MSD % Rec.	RPD
QC12110735	MS 1	Fluoride	EPA 300.0	1211379-004	<0.100		1.79	1.85	2.00	mg/L	85	88	3 %
QC12110735	MS 2	Fluoride	EPA 300.0	1211395-001	0.914	M	2.48	2.49	2.00	mg/L	NC	NC	NC
QC12110737	MS 1	Chloride	EPA 300.0	1211379-004	<1.000		5.15	5.27	5.00	mg/L	102	105	2 %
QC12110737	MS 2	Chloride	EPA 300.0	1211395-001	<1.000		5.24	5.32	5.00	mg/L	103	105	2 %
QC12110740	MS 1	Nitrite Nitrogen	EPA 300.0	1211379-004	<0.025		0.549	0.560	0.500	mg/L	107	109	2 %
QC12110740	MS 2	Nitrite Nitrogen	EPA 300.0	1211395-001	<0.025		0.549	0.556	0.500	mg/L	107	108	1 %
QC12110742	MS 1	Nitrate Nitrogen	EPA 300.0	1211379-004	<1.000		2.03	2.08	2.00	mg/L	100	102	2 %
QC12110742	MS 2	Nitrate Nitrogen	EPA 300.0	1211395-001	<1.000		2.07	2.08	2.00	mg/L	102	103	<1%
QC12110744	MS 1	Sulfate	EPA 300.0	1211379-004	29.6		38.6	38.8	10.0	mg/L	90	92	1 %
QC12110744	MS 2	Sulfate	EPA 300.0	1211395-001	17.4		26.8	27.0	10.0	mg/L	94	95	1 %
QC12110894	MS 1	Uranium, Dissolved	EPA 200.8	1211386-010	<0.0050		0.0090	0.0091	0.010	mg/L	90	91	1 %
		Mercury, Dissolved	EPA 200.8	1211386-010	<0.00110		0.001300	0.001100	0.001	mg/L	130	110	17 %
		Antimony, Dissolved	EPA 200.8	1211386-010	<0.0025		0.0083	0.0083	0.010	mg/L	82	82	<1%
		Arsenic, Dissolved	EPA 200.8	1211386-010	<0.2500	M	<0.2500	<0.2500	0.050	mg/L	NC	NC	NC
		Lead, Dissolved	EPA 200.8	1211386-010	<0.0025		0.0084	0.0084	0.010	mg/L	84	84	<1%
		Selenium, Dissolved	EPA 200.8	1211386-010	<0.2500	M	<0.2500	<0.2500	0.050	mg/L	NC	NC	NC
		Thallium, Dissolved	EPA 200.8	1211386-010	<0.0010		0.0083	0.0084	0.010	mg/L	83	84	1 %
QC12110930	MS 1	Aluminum, Dissolved	EPA 200.7	1211386-010	0.118		1.14	1.16	1.00	mg/L	102	104	2 %
		Barium, Dissolved	EPA 200.7	1211386-010	0.073		1.03	1.01	1.00	mg/L	96	94	2 %
		Beryllium, Dissolved	EPA 200.7	1211386-010	0.002		0.983	0.963	1.00	mg/L	98	96	2 %
		Bismuth, Dissolved	EPA 200.7	1211386-010	<0.100		0.821	0.782	1.00	mg/L	83	79	5 %
		Boron, Dissolved	EPA 200.7	1211386-010	7.00		8.18	7.86	1.00	mg/L	118	86	4 %
		Cadmium, Dissolved	EPA 200.7	1211386-010	<0.001		0.983	0.918	1.00	mg/L	98	92	7 %
		Calcium, Dissolved	EPA 200.7	1211386-010	44.6		54.2	51.4	10.0	mg/L	96	68	5 %
		Chromium, Dissolved	EPA 200.7	1211386-010	<0.005		0.921	0.895	1.00	mg/L	92	89	3 %
		Cobalt, Dissolved	EPA 200.7	1211386-010	0.014		0.969	0.933	1.00	mg/L	96	92	4 %
		Copper, Dissolved	EPA 200.7	1211386-010	<0.050		4.83	4.90	5.00	mg/L	97	98	1 %
		Gallium, Dissolved	EPA 200.7	1211386-010	<0.100		0.903	0.922	1.00	mg/L	90	92	2 %
		Iron, Dissolved	EPA 200.7	1211386-010	0.032		0.988	0.955	1.00	mg/L	96	92	3 %
		Lithium, Dissolved	EPA 200.7	1211386-010	1.39		2.32	2.37	1.00	mg/L	93	98	2 %
		Magnesium, Dissolved	EPA 200.7	1211386-010	9.26		18.7	17.4	10.0	mg/L	94	81	7 %
		Manganese, Dissolved	EPA 200.7	1211386-010	0.563		1.52	1.48	1.00	mg/L	96	92	3 %
		Molybdenum, Dissolved	EPA 200.7	1211386-010	<0.010		0.750	0.679	1.00	mg/L	75	68	10 %
		Nickel, Dissolved	EPA 200.7	1211386-010	<0.010		4.78	4.57	5.00	mg/L	96	91	4 %
		Phosphorus, Dissolved	EPA 200.7	1211386-010	<0.500		5.47	5.07	5.00	mg/L	107	99	8 %
		Potassium, Dissolved	EPA 200.7	1211386-010	41.8		51.7	51.4	10.0	mg/L	99	96	1 %
		Scandium, Dissolved	EPA 200.7	1211386-010	<0.100		0.967	0.971	1.00	mg/L	97	97	<1%
		Silver, Dissolved	EPA 200.7	1211386-010	<0.005		0.076	0.078	0.090	mg/L	85	86	3 %
		Sodium, Dissolved	EPA 200.7	1211386-010	606	sc	623	617	10.0	mg/L	NC	NC	NC
		Strontium, Dissolved	EPA 200.7	1211386-010	0.638		1.60	1.62	1.00	mg/L	96	98	1 %
		Tin, Dissolved	EPA 200.7	1211386-010	<0.100		0.938	0.883	1.00	mg/L	96	90	6 %
		Titanium, Dissolved	EPA 200.7	1211386-010	<0.100		0.961	0.942	1.00	mg/L	96	94	2 %
		Vanadium, Dissolved	EPA 200.7	1211386-010	<0.010		0.990	0.978	1.00	mg/L	98	97	1 %
		Zinc, Dissolved	EPA 200.7	1211386-010	<0.010		1.04	0.975	1.00	mg/L	104	97	6 %

475 East Greg Street Suite #119
Sparks, NV 89431 (775) 355-0202
EPA Lab ID: NV00925 - ELAP No: 2523

1084 Lamoille Hwy
Elko, NV 89801 (775) 777-9933
EPA Lab ID: NV00926

3230 Polaris Ave #4
Las Vegas, NV 89102 (702) 475-8899
EPA Lab ID: NV00932

WETLAB
WESTERN ENVIRONMENTAL TESTING LABORATORY
Specializing in Soil, Hazardous Waste and Water Analysis.
475 E. Greg Street #119 | Sparks, Nevada 89431
tel (775) 355-0202 | fax (775) 355-0817 | www.WETLaboratory.com

Lab Number 1211395
Report Due Date: 12/7/12
Page 1 of 1

Client McClelland Laboratories, Inc.
Address 1016 Greg Street
City, State & Zip Sparks, NV 89431
Contact Mike Medina
Phone 775-356-1300 | Collector's Name Robert
Fax 775-356-8917 | Project Name
P.O. Number | Project Number 3438
Email mli@mettest.com

Turnaround Time
Standard | 5-Day | Other

Billing Address (if different than Client Address):
Company
Address
City, State & Zip
Contact
Phone
Fax
Email

Additional Information

Fax Results	Y	N	To: Client	Billing
Email Results	Y	N	To: Client	Billing
Compliance Monitoring	Y	N		
Fax Results to State EPA	Y	N		

Sample Type Codes

DW = Drinking Water	SD = Solid
WW = Wastewater	SO = Soil
SW = Surface Water	HW = Hazardous Waste
MW = Monitoring Well	OTHER:

SAMPLE ID/LOCATION		DATE	TIME	SAMPLE TYPE	NO. OF CONTAINERS	Analyses Requested: Profile II w/o Wad	Uranium	Spl. No.
CF-11-02 (0-27)	Wk:28	11/22/12	9:00	WW	2	X	X	1
CF-11-02 (367-408)	↓	↓	↓	↓	↓	↓	↓	2

1211 - 05
395 2

Instructions/Comments/Special Requirements:

SAMPLE RECEIPT	DATE	TIME	Samples Relinquished By	Samples Received By
Temperature 20.1 °C	11/21/12	1:50p		
Custody Seals Intact? Y N None				
Number of Containers 4				

WETLAB's Standard Terms and Conditions apply unless written agreements specify otherwise. Payment terms are Net 30.

To the maximum extent permitted by law, the Client agrees to limit the liability of WETLAB for the Client's damages to the total compesation received, unless other agreements are made in writing. This limitation shall apply regardless of the cause of action or legal theory pled or asserted.

301.2E

WETLAB
WESTERN ENVIRONMENTAL TESTING LABORATORY
Specializing in Soil, Hazardous Waste and Water Analysis.
475 E. Greg Street #119 | Sparks, Nevada 89431
tel (775) 355-0202 | fax (775) 355-0817 | www.WETLaboratory.com

Lab Number 1211395
Report Due Date: 12/7/12
Page 1 of 1

Client	McClelland Laboratories, Inc.
Address	1016 Greg Street
City, State & Zip	Sparks, NV 89431
Contact	Mike Medina
Phone	775-356-1300
Collector's Name	Robert
Fax	775-356-8917
Project Name	
P.O. Number	
Project Number	3438
Email	mli@mettest.com

Turnaround Time: Standard / 5 Day / Other

Billing Address (if different than Client Address):
Company
Address
City, State & Zip
Contact
Phone
Fax
Email

Additional Information

Fax Results	Y	N	To: Client	Billing
Email Results	Y	N	To: Client	Billing
Compliance Monitoring	Y	N		
Fax Results to State EPA	Y	N		

Sample Type Codes

DW = Drinking Water	SD = Solid
WW = Wastewater	SO = Soil
SW = Surface Water	HW = Hazardous Waste
MW = Monitoring Well	OTHER:

SAMPLE ID / LOCATION		DATE	TIME	SAMPLE TYPE	NO. OF CONTAINERS	Profile II w/o Rad	Uranium	Spl. No.
CF-11-02 (0-27)	Wk:28	11/22/12	9:00	ww	2	X	X	1
CF-11-02 (367-408)	↓	↓	↓	↓	↓	↓	↓	2

1211 - 5
395 2

Instructions/Comments/Special Requirements:

SAMPLE RECEIPT	DATE	TIME	Samples Collected By:	Samples Received By:
Temperature 20.1 °C	11/21/12	1:50p		
Custody Seals Intact? Y N (None)				
Number of Containers 4				

WETLAB'S Standard terms and conditions apply unless written agreement specify otherwise. Payment terms are Net 30.

To the maximum extent permitted by law, the Client agrees to limit the liability of WETLAB for the Client's damages to the total compesation received, unless other agreements are made in writing. This limitation shall apply regardless of the cause of action or legal theory pled or asserted.

301.2E

11/6/2012

McClelland Laboratory
1016 Greg Street
Sparks, NV 89431
Attn: Mike Medina

OrderID: *1210537*

Dear: Mike Medina

This is to transmit the attached analytical report. The analytical data and information contained therein was generated using specified or selected methods contained in references, such as Standard Methods for the Examination of Water and Wastewater, 18th & 19th editions, Methods for Determination of Organic Compounds in Drinking Water, EPA-600/4-79-020, and Test Methods for Evaluation of Solid Waste, Physical/Chemical Methods (SW846) Third Edition.

The samples were received by WETLAB-Western Environmental Testing Laboratory in good condition on 10/25/2012. Additional comments are located on page 2 of this report.

If you should have any questions or comments regarding this report, please do not hesitate to call.

Sincerely,

Andy Smith
QA Manager

SPARKS
475 E. Greg Street, Suite 119
Sparks, Nevada 89431
tel (775) 355-0202
fax (775) 355-0817

ELKO
1084 Lamoille Hwy.
Elko, Nevada 89801
tel (775) 777-9933
fax (775) 777-9933

LAS VEGAS
3230 Polaris Ave., Suite 4
Las Vegas, Nevada 89102
tel (702) 475-8899
fax (702) 776-6152

Western Environmental Testing Laboratory
Report Comments

McClelland Laboratory - 1210537

General Comments

None

Specific Comments

None

Data Qualifier Legend

B -- Blank contamination; Analyte detected above the method reporting limit in an associated blank

HT -- Sample held beyond the accepted holding time

J -- The reported value is between the laboratory method detection limit and the laboratory practical quantitation limit

M -- Reported value is estimated; The sample matrix interfered with the analysis

N -- There was insufficient sample available to perform a spike and/or duplicate on this analytical batch.

NC -- Not calculated due to matrix interference

Q -- Reported value is estimated; The value failed to meet QC criteria for either precision or accuracy

S -- Surrogate recovery was outside of laboratory acceptance limits due to matrix interference. The associated blank and LCS surrogate recovery was within acceptance limits.

SC -- Spike recovery not calculated. Sample concentration >4X the spike amount; therefore, the spike could not be adequately recovered.

475 East Greg Street Suite #119
Sparks, NV 89431 (775) 355-0202
EPA Lab ID: NV00925 - ELAP No: 2523

1084 Lamoille Hwy
Elko, NV 89801 (775) 777-9933
EPA Lab ID: NV00926

3230 Polaris Ave #4
Las Vegas, NV 89102 (702) 475-8899
EPA Lab ID: NV00932

Western Environmental Testing Laboratory
Analytical Report

McClelland Laboratory
1016 Greg Street
Sparks, NV 89431
Attn: Mike Medina
Phone: (775) 356-1300 **Fax:** (775) 356-8917
PO\Project: *3438*

Date Printed: 11/6/2012
OrderID: *1210537*

Customer Sample ID: CF-11-02 (0-27) Wk:24
WETLAB Sample ID: 1210537-001

Collect Date/Time: 10/25/2012 09:00
Receive Date: 10/25/2012 15:00

PROFILE II

Parameter	Method	Results	Units	Reporting Limit	Date Analyzed
pH	SM 4500-H+ B	7.50 Q	pH Units		10/25/2012
Trace Metals Digestion	EPA 200.2	Complete			10/30/2012
Bicarbonate (HCO3)	SM 2320B	53	mg/L	1.0	10/25/2012
Carbonate (CO3)	SM 2320B	<1.0	mg/L	1.0	10/25/2012
Hydroxide (OH)	SM 2320B	<1.0	mg/L	1.0	10/25/2012
Total Alkalinity	SM 2320B	44	mg/L as CaCO3	1.0	10/25/2012
Chloride	EPA 300.0	<1.00	mg/L	1.00	10/26/2012
Fluoride	EPA 300.0	1.0	mg/L	0.10	10/26/2012
Sulfate	EPA 300.0	19	mg/L	1.0	10/26/2012
Nitrate Nitrogen	EPA 300.0	<1.0	mg/L	1.0	10/26/2012
Nitrite Nitrogen	EPA 300.0	<0.025	mg/L	0.025	10/26/2012
Total Dissolved Solids (TDS)	SM 2540C	83	mg/L	10	10/30/2012
Aluminum	EPA 200.7	0.050	mg/L	0.045	10/31/2012
Barium	EPA 200.7	<0.010	mg/L	0.010	10/31/2012
Beryllium	EPA 200.7	<0.0010	mg/L	0.0010	10/31/2012
Bismuth	EPA 200.7	<0.10	mg/L	0.10	10/31/2012
Boron	EPA 200.7	<0.10	mg/L	0.10	10/31/2012
Cadmium	EPA 200.7	<0.0010	mg/L	0.0010	10/31/2012
Calcium	EPA 200.7	18	mg/L	0.50	10/31/2012
Chromium	EPA 200.7	<0.0050	mg/L	0.0050	10/31/2012
Cobalt	EPA 200.7	<0.010	mg/L	0.010	10/31/2012
Copper	EPA 200.7	<0.050	mg/L	0.050	10/31/2012
Gallium	EPA 200.7	<0.10	mg/L	0.10	10/31/2012
Iron	EPA 200.7	<0.010	mg/L	0.010	10/31/2012
Lithium	EPA 200.7	<0.10	mg/L	0.10	10/31/2012
Magnesium	EPA 200.7	3.2	mg/L	0.50	10/31/2012
Manganese	EPA 200.7	0.023	mg/L	0.0050	10/31/2012

Customer Sample ID: CF-11-02 (0-27) Wk:24
WETLAB Sample ID: 1210537-001
Collect Date/Time: 10/25/2012 09:00
Receive Date: 10/25/2012 15:00

PROFILE II

Parameter	Method	Results	Units	Reporting Limit	Date Analyzed
Molybdenum	EPA 200.7	<0.010	mg/L	0.010	10/31/2012
Nickel	EPA 200.7	<0.010	mg/L	0.010	10/31/2012
Phosphorus	EPA 200.7	<0.50	mg/L	0.50	10/31/2012
Potassium	EPA 200.7	2.0	mg/L	0.50	10/31/2012
Scandium	EPA 200.7	<0.10	mg/L	0.10	10/31/2012
Silver	EPA 200.7	<0.0050	mg/L	0.0050	10/31/2012
Sodium	EPA 200.7	0.70	mg/L	0.50	10/31/2012
Strontium	EPA 200.7	0.15	mg/L	0.10	10/31/2012
Tin	EPA 200.7	<0.10	mg/L	0.10	10/31/2012
Titanium	EPA 200.7	<0.10	mg/L	0.10	10/31/2012
Vanadium	EPA 200.7	<0.010	mg/L	0.010	10/31/2012
Zinc	EPA 200.7	<0.010	mg/L	0.010	10/31/2012
Mercury	EPA 200.8	<0.00010	mg/L	0.00010	10/30/2012
Antimony	EPA 200.8	<0.0025	mg/L	0.0025	10/30/2012
Arsenic	EPA 200.8	<0.0050	mg/L	0.0050	10/30/2012
Lead	EPA 200.8	<0.0025	mg/L	0.0025	10/30/2012
Selenium	EPA 200.8	<0.0050	mg/L	0.0050	10/30/2012
Thallium	EPA 200.8	<0.0010	mg/L	0.0010	10/30/2012
Uranium	EPA 200.8	<0.0050	mg/L	0.0050	10/30/2012
Anions	Calculation	1.32	meq/L	0.10	
Cations	Calculation	1.25	meq/L	0.10	
Error	Calculation	2.6	%	1.0	

Customer Sample ID: CF-11-02 (367-408) Wk:24
WETLAB Sample ID: 1210537-002
Collect Date/Time: 10/25/2012 09:00
Receive Date: 10/25/2012 15:00

PROFILE II

Parameter	Method	Results	Units	Reporting Limit	Date Analyzed
pH	SM 4500-H+ B	7.69	pH Units		10/25/2012
Trace Metals Digestion	EPA 200.2	Complete			10/30/2012
Bicarbonate (HCO3)	SM 2320B	36	mg/L	1.0	10/25/2012
Carbonate (CO3)	SM 2320B	<1.0	mg/L	1.0	10/25/2012
Hydroxide (OH)	SM 2320B	<1.0	mg/L	1.0	10/25/2012
Total Alkalinity	SM 2320B	29	mg/L as CaCO3	1.0	10/25/2012
Chloride	EPA 300.0	<1.00	mg/L	1.00	10/26/2012
Fluoride	EPA 300.0	1.0	mg/L	0.10	10/26/2012
Sulfate	EPA 300.0	17	mg/L	1.0	10/26/2012
Nitrate Nitrogen	EPA 300.0	<1.0	mg/L	1.0	10/26/2012
Nitrite Nitrogen	EPA 300.0	<0.025	mg/L	0.025	10/26/2012

475 East Greg Street Suite #119
Sparks, NV 89431 (775) 355-0202
EPA Lab ID: NV00925 - ELAP No: 2523

1084 Lamoille Hwy
Elko, NV 89801 (775) 777-9933
EPA Lab ID: NV00926

3230 Polaris Ave #4
Las Vegas, NV 89102 (702) 475-8899
EPA Lab ID: NV00932

Customer Sample ID: CF-11-02 (367-408) Wk:24
WETLAB Sample ID: 1210537-002

Collect Date/Time: 10/25/2012 09:00
Receive Date: 10/25/2012 15:00

PROFILE II

Parameter	Method	Results	Units	Reporting Limit	Date Analyzed
Total Dissolved Solids (TDS)	SM 2540C	63	mg/L	10	10/30/2012
Aluminum	EPA 200.7	0.10	mg/L	0.045	10/31/2012
Barium	EPA 200.7	0.049	mg/L	0.010	10/31/2012
Beryllium	EPA 200.7	<0.0010	mg/L	0.0010	10/31/2012
Bismuth	EPA 200.7	<0.10	mg/L	0.10	10/31/2012
Boron	EPA 200.7	<0.10	mg/L	0.10	10/31/2012
Cadmium	EPA 200.7	<0.0010	mg/L	0.0010	10/31/2012
Calcium	EPA 200.7	16	mg/L	0.50	10/31/2012
Chromium	EPA 200.7	<0.0050	mg/L	0.0050	10/31/2012
Cobalt	EPA 200.7	<0.010	mg/L	0.010	10/31/2012
Copper	EPA 200.7	<0.050	mg/L	0.050	10/31/2012
Gallium	EPA 200.7	<0.10	mg/L	0.10	10/31/2012
Iron	EPA 200.7	<0.010	mg/L	0.010	10/31/2012
Lithium	EPA 200.7	<0.10	mg/L	0.10	10/31/2012
Magnesium	EPA 200.7	0.83	mg/L	0.50	10/31/2012
Manganese	EPA 200.7	0.022	mg/L	0.0050	10/31/2012
Molybdenum	EPA 200.7	<0.010	mg/L	0.010	10/31/2012
Nickel	EPA 200.7	<0.010	mg/L	0.010	10/31/2012
Phosphorus	EPA 200.7	<0.50	mg/L	0.50	10/31/2012
Potassium	EPA 200.7	1.4	mg/L	0.50	10/31/2012
Scandium	EPA 200.7	<0.10	mg/L	0.10	10/31/2012
Silver	EPA 200.7	<0.0050	mg/L	0.0050	10/31/2012
Sodium	EPA 200.7	0.58	mg/L	0.50	10/31/2012
Strontium	EPA 200.7	0.15	mg/L	0.10	10/31/2012
Tin	EPA 200.7	<0.10	mg/L	0.10	10/31/2012
Titanium	EPA 200.7	<0.10	mg/L	0.10	10/31/2012
Vanadium	EPA 200.7	<0.010	mg/L	0.010	10/31/2012
Zinc	EPA 200.7	<0.010	mg/L	0.010	10/31/2012
Mercury	EPA 200.8	<0.00010	mg/L	0.00010	10/30/2012
Antimony	EPA 200.8	<0.0025	mg/L	0.0025	10/30/2012
Arsenic	EPA 200.8	<0.0050	mg/L	0.0050	10/30/2012
Lead	EPA 200.8	<0.0025	mg/L	0.0025	10/30/2012
Selenium	EPA 200.8	<0.0050	mg/L	0.0050	10/30/2012
Thallium	EPA 200.8	<0.0010	mg/L	0.0010	10/30/2012
Uranium	EPA 200.8	<0.0050	mg/L	0.0050	10/30/2012
Anions	Calculation	1.00	meq/L	0.10	
Cations	Calculation	0.94	meq/L	0.10	
Error	Calculation	2.9	%	1.0	

475 East Greg Street Suite #119
Sparks, NV 89431 (775) 355-0202
EPA Lab ID: NV00925 - ELAP No: 2523

1084 Lamoille Hwy
Elko, NV 89801 (775) 777-9933
EPA Lab ID: NV00926

3230 Polaris Ave #4
Las Vegas, NV 89102 (702) 475-8899
EPA Lab ID: NV00932

Western Environmental Testing Laboratory
QC Report

QCBatchID	QCType	Parameter	Method	Result	Units
QC12101050	Blank 1	Fluoride	EPA 300.0	<0.10	mg/L
QC12101050	Blank 2	Fluoride	EPA 300.0	<0.10	mg/L
QC12101050	Blank 3	Fluoride	EPA 300.0	<0.10	mg/L
QC12101053	Blank 1	Chloride	EPA 300.0	<1.0	mg/L
QC12101053	Blank 2	Chloride	EPA 300.0	<1.0	mg/L
QC12101053	Blank 3	Chloride	EPA 300.0	<1.0	mg/L
QC12101057	Blank 1	Nitrite Nitrogen	EPA 300.0	<0.025	mg/L
QC12101057	Blank 2	Nitrite Nitrogen	EPA 300.0	<0.025	mg/L
QC12101057	Blank 3	Nitrite Nitrogen	EPA 300.0	<0.025	mg/L
QC12101062	Blank 1	Nitrate Nitrogen	EPA 300.0	<1.0	mg/L
QC12101062	Blank 2	Nitrate Nitrogen	EPA 300.0	<1.0	mg/L
QC12101062	Blank 3	Nitrate Nitrogen	EPA 300.0	<1.0	mg/L
QC12101065	Blank 1	Sulfate	EPA 300.0	<1.0	mg/L
QC12101065	Blank 2	Sulfate	EPA 300.0	<1.0	mg/L
QC12101065	Blank 3	Sulfate	EPA 300.0	<1.0	mg/L
QC12101136	Blank 1	Uranium, Dissolved	EPA 200.8	<0.0050	mg/L
		Mercury, Dissolved	EPA 200.8	<0.00010	mg/L
		Antimony, Dissolved	EPA 200.8	<0.0025	mg/L
		Arsenic, Dissolved	EPA 200.8	<0.0050	mg/L
		Lead, Dissolved	EPA 200.8	<0.0025	mg/L
		Selenium, Dissolved	EPA 200.8	<0.0050	mg/L
		Thallium, Dissolved	EPA 200.8	<0.0010	mg/L
QC12101182	Blank 1	Aluminum, Dissolved	EPA 200.7	<0.045	mg/L
		Barium, Dissolved	EPA 200.7	<0.010	mg/L
		Beryllium, Dissolved	EPA 200.7	<0.0010	mg/L
		Bismuth, Dissolved	EPA 200.7	<0.10	mg/L
		Boron, Dissolved	EPA 200.7	<0.10	mg/L
		Cadmium, Dissolved	EPA 200.7	<0.0010	mg/L
		Calcium, Dissolved	EPA 200.7	<0.50	mg/L
		Chromium, Dissolved	EPA 200.7	<0.0050	mg/L
		Cobalt, Dissolved	EPA 200.7	<0.010	mg/L
		Copper, Dissolved	EPA 200.7	<0.050	mg/L
		Gallium, Dissolved	EPA 200.7	<0.10	mg/L
		Iron, Dissolved	EPA 200.7	<0.010	mg/L
		Lithium, Dissolved	EPA 200.7	<0.10	mg/L
		Magnesium, Dissolved	EPA 200.7	<0.50	mg/L
		Manganese, Dissolved	EPA 200.7	<0.0050	mg/L
		Molybdenum, Dissolved	EPA 200.7	<0.010	mg/L
		Nickel, Dissolved	EPA 200.7	<0.010	mg/L
		Phosphorus, Dissolved	EPA 200.7	<0.50	mg/L
		Potassium, Dissolved	EPA 200.7	<0.50	mg/L
		Scandium, Dissolved	EPA 200.7	<0.10	mg/L
		Silver, Dissolved	EPA 200.7	<0.0050	mg/L
		Sodium, Dissolved	EPA 200.7	<0.50	mg/L
		Strontium, Dissolved	EPA 200.7	<0.10	mg/L
		Tin, Dissolved	EPA 200.7	<0.10	mg/L
		Titanium, Dissolved	EPA 200.7	<0.10	mg/L

475 East Greg Street Suite #119
Sparks, NV 89431 (775) 355-0202
EPA Lab ID: NV00925 - ELAP No: 2523

1084 Lamoille Hwy
Elko, NV 89801 (775) 777-9933
EPA Lab ID: NV00926

3230 Polaris Ave #4
Las Vegas, NV 89102 (702) 475-8899
EPA Lab ID: NV00932

QCBatchID	QCType	Parameter	Method	Result	Units
		Vanadium, Dissolved	EPA 200.7	<0.010	mg/L
		Zinc, Dissolved	EPA 200.7	<0.010	mg/L
QC12110033	Blank 1	Total Dissolved Solids (TDS)	SM 2540C	<10	mg/L
QC12110033	Blank 2	Total Dissolved Solids (TDS)	SM 2540C	<10	mg/L
QC12110033	Blank 3	Total Dissolved Solids (TDS)	SM 2540C	<10	mg/L

QCBatchID	QCType	Parameter	Method	Result	Actual	% Recovery	Units
QC12101023	LCS 1	pH	SM 4500-H+ B	7.01	7.00	100	pH Units
QC12101023	LCS 2	pH	SM 4500-H+ B	7.01	7.00	100	pH Units
QC12101023	LCS 3	pH	SM 4500-H+ B	7.02	7.00	100	pH Units
QC12101023	LCS 4	pH	SM 4500-H+ B	7.03	7.00	100	pH Units
QC12101024	LCS 1	Total Alkalinity	SM 2320B	98.1	100	98	mg/L
QC12101024	LCS 2	Total Alkalinity	SM 2320B	98.4	100	98	mg/L
QC12101024	LCS 3	Total Alkalinity	SM 2320B	98.2	100	98	mg/L
QC12101024	LCS 4	Total Alkalinity	SM 2320B	98.0	100	98	mg/L
QC12101024	LCS 5	Total Alkalinity	SM 2320B	98.9	100	99	mg/L
QC12101050	LCS 1	Fluoride	EPA 300.0	1.97	2.00	99	mg/L
QC12101053	LCS 1	Chloride	EPA 300.0	10.7	10.0	107	mg/L
QC12101057	LCS 1	Nitrite Nitrogen	EPA 300.0	0.524	0.500	105	mg/L
QC12101062	LCS 1	Nitrate Nitrogen	EPA 300.0	2.05	2.00	102	mg/L
QC12101065	LCS 1	Sulfate	EPA 300.0	24.9	25.0	100	mg/L
QC12101136	LCS 1	Mercury	EPA 200.8	0.000887	0.001	89	mg/L
		Antimony	EPA 200.8	0.0097	0.010	97	mg/L
		Arsenic	EPA 200.8	0.0513	0.050	103	mg/L
		Lead	EPA 200.8	0.0095	0.010	95	mg/L
		Selenium	EPA 200.8	0.0479	0.050	96	mg/L
		Thallium	EPA 200.8	0.0097	0.010	97	mg/L
		Uranium	EPA 200.8	0.0096	0.010	96	mg/L
QC12101182	LCS 1	Aluminum	EPA 200.7	0.949	1.00	95	mg/L
		Barium	EPA 200.7	0.959	1.00	96	mg/L
		Beryllium	EPA 200.7	0.970	1.00	97	mg/L
		Bismuth	EPA 200.7	1.00	1.00	100	mg/L
		Boron	EPA 200.7	0.823	1.00	82	mg/L
		Cadmium	EPA 200.7	0.951	1.00	95	mg/L
		Calcium	EPA 200.7	9.58	10.0	96	mg/L
		Chromium	EPA 200.7	0.956	1.00	96	mg/L
		Cobalt	EPA 200.7	0.959	1.00	96	mg/L
		Copper	EPA 200.7	4.72	5.00	94	mg/L
		Gallium	EPA 200.7	0.984	1.00	98	mg/L
		Iron	EPA 200.7	0.968	1.00	97	mg/L
		Lithium	EPA 200.7	0.981	1.00	98	mg/L
		Magnesium	EPA 200.7	9.48	10.0	95	mg/L
		Manganese	EPA 200.7	0.959	1.00	96	mg/L
		Molybdenum	EPA 200.7	0.962	1.00	96	mg/L
		Nickel	EPA 200.7	4.77	5.00	95	mg/L
		Phosphorus	EPA 200.7	4.84	5.00	97	mg/L
		Potassium	EPA 200.7	10.1	10.0	101	mg/L
		Scandium	EPA 200.7	0.974	1.00	97	mg/L
		Silver	EPA 200.7	0.088	0.090	97	mg/L
		Sodium	EPA 200.7	10.1	10.0	101	mg/L
		Strontium	EPA 200.7	1.01	1.00	101	mg/L
		Tin	EPA 200.7	0.942	1.00	94	mg/L
		Titanium	EPA 200.7	0.980	1.00	98	mg/L

475 East Greg Street Suite #119
Sparks, NV 89431 (775) 355-0202
EPA Lab ID: NV00925 - ELAP No: 2523

1084 Lamoille Hwy
Elko, NV 89801 (775) 777-9933
EPA Lab ID: NV00926

3230 Polaris Ave #4
Las Vegas, NV 89102 (702) 475-8899
EPA Lab ID: NV00932

QCBatchID	QCType	Parameter	Method	Result	Actual	% Recovery	Units
		Vanadium	EPA 200.7	0.956	1.00	96	mg/L
		Zinc	EPA 200.7	0.949	1.00	95	mg/L
QC12110033	LCS 1	Total Dissolved Solids (TDS)	SM 2540C	155	150	103	mg/L
QC12110033	LCS 2	Total Dissolved Solids (TDS)	SM 2540C	147	150	98	mg/L
QC12110033	LCS 3	Total Dissolved Solids (TDS)	SM 2540C	145	150	97	mg/L

QCBatchID	QCType	Parameter	Method	Duplicate Sample	Sample Result	Duplicate Result		Units	RPD
QC12101023	Duplicate	pH	SM 4500-H+ B	1210527-001	7.44	7.48		pH Units	1 %
QC12101023	Duplicate	pH	SM 4500-H+ B	1210528-002	6.82	6.83		pH Units	<1%
QC12101023	Duplicate	pH	SM 4500-H+ B	1210530-003	7.33	7.37		pH Units	1 %
QC12101023	Duplicate	pH	SM 4500-H+ B	1210537-001	7.50	7.32	Q	pH Units	2 %
QC12101023	Duplicate	pH	SM 4500-H+ B	1210540-002	7.92	7.98		pH Units	1 %
QC12101023	Duplicate	pH	SM 4500-H+ B	1210542-001	7.67	7.66		pH Units	<1%
QC12101023	Duplicate	pH	SM 4500-H+ B	1210542-011	8.00	8.05		pH Units	1 %
QC12101023	Duplicate	pH	SM 4500-H+ B	1210545-007	8.14	8.12		pH Units	<1%
QC12101024	Duplicate	Bicarbonate (HCO3)	SM 2320B	1210527-001	237	238		mg/L	<1%
		Carbonate (CO3)	SM 2320B	1210527-001	<1.000	<1.000		mg/L	<1%
		Hydroxide (OH)	SM 2320B	1210527-001	<1.000	<1.000		mg/L	<1%
		Total Alkalinity	SM 2320B	1210527-001	195	195		mg/L as CaCO3	<1%
QC12101024	Duplicate	Bicarbonate (HCO3)	SM 2320B	1210528-002	489	488		mg/L	<1%
		Carbonate (CO3)	SM 2320B	1210528-002	<1.000	<1.000		mg/L	<1%
		Hydroxide (OH)	SM 2320B	1210528-002	<1.000	<1.000		mg/L	<1%
		Total Alkalinity	SM 2320B	1210528-002	401	400		mg/L as CaCO3	<1%
QC12101024	Duplicate	Bicarbonate (HCO3)	SM 2320B	1210530-003	173	174		mg/L	<1%
		Carbonate (CO3)	SM 2320B	1210530-003	<1.000	<1.000		mg/L	<1%
		Hydroxide (OH)	SM 2320B	1210530-003	<1.000	<1.000		mg/L	<1%
		Total Alkalinity	SM 2320B	1210530-003	142	142		mg/L as CaCO3	<1%
QC12101024	Duplicate	Bicarbonate (HCO3)	SM 2320B	1210537-001	53.2	50.6		mg/L	5 %
		Carbonate (CO3)	SM 2320B	1210537-001	<1.000	<1.000		mg/L	<1%
		Hydroxide (OH)	SM 2320B	1210537-001	<1.000	<1.000		mg/L	<1%
		Total Alkalinity	SM 2320B	1210537-001	43.6	41.5		mg/L as CaCO3	5 %
QC12101024	Duplicate	Bicarbonate (HCO3)	SM 2320B	1210540-002	98.6	98.6		mg/L	<1%
		Carbonate (CO3)	SM 2320B	1210540-002	<1.000	<1.000		mg/L	<1%
		Hydroxide (OH)	SM 2320B	1210540-002	<1.000	<1.000		mg/L	<1%
		Total Alkalinity	SM 2320B	1210540-002	80.8	80.8		mg/L as CaCO3	<1%
QC12101024	Duplicate	Bicarbonate (HCO3)	SM 2320B	1210542-001	140	137		mg/L	2 %
		Carbonate (CO3)	SM 2320B	1210542-001	<1.000	<1.000		mg/L	<1%
		Hydroxide (OH)	SM 2320B	1210542-001	<1.000	<1.000		mg/L	<1%
		Total Alkalinity	SM 2320B	1210542-001	114	112		mg/L as CaCO3	2 %
QC12101024	Duplicate	Bicarbonate (HCO3)	SM 2320B	1210542-011	124	125		mg/L	<1%
		Carbonate (CO3)	SM 2320B	1210542-011	<1.000	<1.000		mg/L	<1%
		Hydroxide (OH)	SM 2320B	1210542-011	<1.000	<1.000		mg/L	<1%
		Total Alkalinity	SM 2320B	1210542-011	102	102		mg/L as CaCO3	<1%

475 East Greg Street Suite #119
Sparks, NV 89431 (775) 355-0202
EPA Lab ID: NV00925 - ELAP No: 2523

1084 Lamoille Hwy
Elko, NV 89801 (775) 777-9933
EPA Lab ID: NV00926

3230 Polaris Ave #4
Las Vegas, NV 89102 (702) 475-8899
EPA Lab ID: NV00932

QCBatchID	QCType	Parameter	Method	Duplicate Sample	Sample Result	Duplicate Result	Units	RPD
QC12101024	Duplicate	Bicarbonate (HCO3)	SM 2320B	1210545-007	178	175	mg/L	1 %
		Carbonate (CO3)	SM 2320B	1210545-007	<1.000	<1.000	mg/L	<1%
		Hydroxide (OH)	SM 2320B	1210545-007	<1.000	<1.000	mg/L	<1%
		Total Alkalinity	SM 2320B	1210545-007	146	144	mg/L as CaCO3	1 %
QC12110033	Duplicate	Total Dissolved Solids (TDS)	SM 2540C	1210516-001	181	179	mg/L	1 %
QC12110033	Duplicate	Total Dissolved Solids (TDS)	SM 2540C	1210517-010	108	99.0	mg/L	9 %
QC12110033	Duplicate	Total Dissolved Solids (TDS)	SM 2540C	1210537-001	83.0	80.0	mg/L	4 %
QC12110033	Duplicate	Total Dissolved Solids (TDS)	SM 2540C	1210537-002	63.0	65.0	mg/L	3 %
QC12110033	Duplicate	Total Dissolved Solids (TDS)	SM 2540C	1210549-006	2536	2520	mg/L	1 %

QCBatchID	QCType	Parameter	Method	Spike Sample	Sample Result	MS Result	MSD Result	Spike Value	Units	MS % Rec.	MSD % Rec.	RPD
QC12101050	MS 1	Fluoride	EPA 300.0	1210537-002	1.02	2.91	2.98	2.00	mg/L	94	98	2 %
QC12101050	MS 2	Fluoride	EPA 300.0	1210540-004	1.58	3.57	3.62	2.00	mg/L	100	102	1 %
QC12101053	MS 1	Chloride	EPA 300.0	1210537-002	<1.000	5.47	5.58	5.00	mg/L	108	110	2 %
QC12101053	MS 2	Chloride	EPA 300.0	1210540-004	10.4	15.6	15.7	5.00	mg/L	103	105	1 %
QC12101057	MS 1	Nitrite Nitrogen	EPA 300.0	1210537-002	<0.025	0.565	0.574	0.500	mg/L	112	113	2 %
QC12101057	MS 2	Nitrite Nitrogen	EPA 300.0	1210540-004	0.100	0.654	0.665	0.500	mg/L	111	113	2 %
QC12101062	MS 1	Nitrate Nitrogen	EPA 300.0	1210537-002	<1.000	2.16	2.20	2.00	mg/L	106	108	2 %
QC12101062	MS 2	Nitrate Nitrogen	EPA 300.0	1210540-004	<1.000	2.17	2.20	2.00	mg/L	105	107	1 %
QC12101065	MS 1	Sulfate	EPA 300.0	1210537-002	16.8	26.5	26.8	10.0	mg/L	97	100	1 %
QC12101065	MS 2	Sulfate	EPA 300.0	1210540-004	14.0	23.8	23.9	10.0	mg/L	98	99	<1%
QC12101136	MS 1	Uranium, Dissolved	EPA 200.8	1210528-008	<0.0050	0.0096	0.0096	0.010	mg/L	94	94	<1%
		Mercury, Dissolved	EPA 200.8	1210528-008	<0.00010	0.000791	0.000795	0.001	mg/L	79	80	1 %
		Antimony, Dissolved	EPA 200.8	1210528-008	0.0069	0.0166	0.0164	0.010	mg/L	97	95	1 %
		Arsenic, Dissolved	EPA 200.8	1210528-008	0.0062	0.0576	0.0577	0.050	mg/L	103	103	<1%
		Lead, Dissolved	EPA 200.8	1210528-008	<0.0025	0.0089	0.0092	0.010	mg/L	88	90	3 %
		Selenium, Dissolved	EPA 200.8	1210528-008	<0.0050	0.0458	0.0453	0.050	mg/L	91	90	1 %
		Thallium, Dissolved	EPA 200.8	1210528-008	<0.0010	0.0094	0.0094	0.010	mg/L	94	94	<1%
QC12101182	MS 1	Aluminum, Dissolved	EPA 200.7	1210528-008	<0.045	0.954	0.947	1.00	mg/L	95	94	1 %
		Barium, Dissolved	EPA 200.7	1210528-008	0.075	1.05	1.02	1.00	mg/L	97	94	3 %
		Beryllium, Dissolved	EPA 200.7	1210528-008	<0.001	0.993	0.979	1.00	mg/L	99	98	1 %
		Bismuth, Dissolved	EPA 200.7	1210528-008	<0.100	1.00	0.989	1.00	mg/L	101	100	1 %
		Boron, Dissolved	EPA 200.7	1210528-008	<0.100	0.922	0.898	1.00	mg/L	89	87	3 %
		Cadmium, Dissolved	EPA 200.7	1210528-008	<0.001	0.980	0.948	1.00	mg/L	98	95	3 %
		Calcium, Dissolved	EPA 200.7	1210528-008	44.2	52.9	52.0	10.0	mg/L	87	78	2 %
		Chromium, Dissolved	EPA 200.7	1210528-008	<0.005	0.975	0.951	1.00	mg/L	98	95	2 %
		Cobalt, Dissolved	EPA 200.7	1210528-008	<0.010	0.942	0.912	1.00	mg/L	94	91	3 %
		Copper, Dissolved	EPA 200.7	1210528-008	<0.050	4.79	4.71	5.00	mg/L	96	94	2 %
		Gallium, Dissolved	EPA 200.7	1210528-008	<0.100	1.02	1.00	1.00	mg/L	102	100	2 %
		Iron, Dissolved	EPA 200.7	1210528-008	0.028	1.01	1.00	1.00	mg/L	98	97	1 %
		Lithium, Dissolved	EPA 200.7	1210528-008	<0.100	0.959	0.965	1.00	mg/L	95	95	1 %
		Magnesium, Dissolved	EPA 200.7	1210528-008	21.5	29.7	29.0	10.0	mg/L	82	75	2 %
		Manganese, Dissolved	EPA 200.7	1210528-008	0.054	1.03	1.00	1.00	mg/L	98	95	3 %
		Molybdenum, Dissolved	EPA 200.7	1210528-008	<0.010	0.996	0.980	1.00	mg/L	99	98	2 %
		Nickel, Dissolved	EPA 200.7	1210528-008	<0.010	4.68	4.54	5.00	mg/L	94	91	3 %
		Phosphorus, Dissolved	EPA 200.7	1210528-008	<0.500	5.25	5.12	5.00	mg/L	103	101	3 %
		Potassium, Dissolved	EPA 200.7	1210528-008	3.18	13.1	13.1	10.0	mg/L	99	99	<1%
		Scandium, Dissolved	EPA 200.7	1210528-008	<0.100	0.972	0.970	1.00	mg/L	97	97	<1%
		Silver, Dissolved	EPA 200.7	1210528-008	<0.005	0.088	0.087	0.090	mg/L	99	97	1 %

475 East Greg Street Suite #119
Sparks, NV 89431 (775) 355-0202
EPA Lab ID: NV00925 - ELAP No: 2523

1084 Lamoille Hwy
Elko, NV 89801 (775) 777-9933
EPA Lab ID: NV00926

3230 Polaris Ave #4
Las Vegas, NV 89102 (702) 475-8899
EPA Lab ID: NV00932

QCBatchID	QCType	Parameter	Method	Spike Sample	Sample Result	MS Result	MSD Result	Spike Value	Units	MS % Rec.	MSD % Rec.	RPD
		Sodium, Dissolved	EPA 200.7	1210528-008	9.56	19.2	19.3	10.0	mg/L	96	97	1 %
		Strontium, Dissolved	EPA 200.7	1210528-008	0.180	1.18	1.17	1.00	mg/L	100	99	1 %
		Tin, Dissolved	EPA 200.7	1210528-008	<0.100	0.985	0.960	1.00	mg/L	101	98	3 %
		Titanium, Dissolved	EPA 200.7	1210528-008	<0.100	0.989	0.987	1.00	mg/L	99	99	<1%
		Vanadium, Dissolved	EPA 200.7	1210528-008	0.023	1.01	0.988	1.00	mg/L	99	97	2 %
		Zinc, Dissolved	EPA 200.7	1210528-008	<0.010	0.991	0.948	1.00	mg/L	99	95	4 %

475 East Greg Street Suite #119
Sparks, NV 89431 (775) 355-0202
EPA Lab ID: NV00925 - ELAP No: 2523

1084 Lamoille Hwy
Elko, NV 89801 (775) 777-9933
EPA Lab ID: NV00926

3230 Polaris Ave #4
Las Vegas, NV 89102 (702) 475-8899
EPA Lab ID: NV00932

WETLAB
WESTERN ENVIRONMENTAL TESTING LABORATORY
Specializing in Soil, Hazardous Waste and Water Analysis.
475 E. Greg Street #119 | Sparks, Nevada 89431
tel (775) 355-0202 | fax (775) 355-0817 | www.WETLaboratory.com

Lab Number 121053-7
Report Due Date: 11/8/12
Page 1 of 1

Client: McClelland Laboratories, Inc.
Address: 1016 Greg Street
City, State & Zip: Sparks, NV 89431
Contact: Mike Medina
Phone: 775-356-1300 | Collector's Name: Robert
Fax: 775-356-8917 | Project Name:
P.O. Number: | Project Number: 3438
Email: mli@mettest.com

Turnaround Time: Standard | 5 Day | Other

Billing Address (if different than Client Address):
Company:
Address:
City, State & Zip:
Contact:
Phone:
Fax:
Email:

Additional Information:
Fax Results: Y N To: Client Billing
Email Results: Y N To: Client Billing
Compliance Monitoring: Y N
Fax Results to State EPA: Y N

Sample Type Codes:
DW = Drinking Water | SD = Solid
WW = Wastewater | SO = Soil
SW = Surface Water | HW = Hazardous Waste
MW = Monitoring Well | OTHER:

SAMPLE ID/LOCATION		DATE	TIME	MATRIX	NO. OF CONTAINERS	Analyses Requested: Profile II w/o Rad	Uranium	Spl. No.
CF-11-02 (0-27)	Wk:24	10/25/12	9:00	ww	2	X	X	1
CF-11-02 (367-408)	↓	↓	↓	↓	↓	↓	↓	2

Instructions/Comments/Special Requirements:
1210 1
537 1

SAMPLE RECEIPT	DATE	TIME	Samples Relinquished By:	Samples Received By:
Temperature 20.3 °C	10/25/12	1500		
Custody Seals Intact? Y N (None)				
Number of Containers 4				

WETLAB's Standard Terms and Conditions apply unless written agreements specify otherwise. Payment terms are Net 30.

To the maximum extent permitted by law, the Client agrees to limit the liability of WETLAB for the Client's damages to the total compesation received, unless other agreements are made in writing. This limitation shall apply regardless of the cause of action or legal theory pled or asserted.

301.2E

WETLAB
WESTERN ENVIRONMENTAL TESTING LABORATORY
Specializing in Soil, Hazardous Waste and Water Analysis.
475 E. Greg Street #119 | Sparks, Nevada 89431
tel (775) 355-0202 | fax (775) 355-0817 | www.WETLaboratory.com

Lab Number 1210537
Report Due Date: 11/8/12
Page 1 of 1

Client: McClelland Laboratories, Inc.
Address: 1016 Greg Street
City, State & Zip: Sparks, NV 89431
Contact: Mike Medina
Phone: 775-356-1300 | Collector's Name: Robert
Fax: 775-356-8917 | Project Name:
P.O. Number: | Project Number: 3438
Email: mli@mettest.com

Turnaround Time: Standard | 5 Day | 3 Day | Other

Billing Address (if different than Client Address):
Company:
Address:
City, State & Zip:
Contact:
Phone:
Fax:
Email:

Additional Information

Fax Results	Y	N	To: Client	Billing
Email Results	Y	N	To: Client	Billing
Compliance Monitoring	Y	N		
Fax Results to State EPA	Y	N		

Sample Type Codes

DW = Drinking Water	SD = Solid
WW = Wastewater	SO = Soil
SW = Surface Water	HW = Hazardous Waste
MW = Monitoring Well	OTHER:

SAMPLE ID/LOCATION		DATE	TIME	SAMPLE TYPE	NO. OF CONTAINERS	Profile II w/o Rad	Uranium	Spl. No.
CF-11-02 (0-27)	Wk:24	10/25/12	9:00	WW	2	X	X	1
CF-11-02 (367-408)	↓	↓	↓	↓	↓	↓	↓	2

Instructions/Comments/Special Requirements:

1210 1
537 1

SAMPLE RECEIPT	DATE	TIME	Sample(s) Relinquished By:	Sample(s) Received By:
Temperature 20.3 °C	10/25/12	1500		
Custody Seals Intact? Y N (None)				
Number of Containers 4				

WETLAB'S Standard Terms and Conditions apply unless Written Agreement Specify Otherwise. Payment Terms are Net 30.

To the maximum extent permitted by law, the Client agrees to limit the liability of WETLAB for the Client's damages to the total compesation received, unless other agreements are made in writing. This limitation shall apply regardless of the cause of action or legal theory pled or asserted.

301.2E

10/10/2012

McClelland Laboratory
1016 Greg Street
Sparks, NV 89431
Attn: Gene McClelland

OrderID: *1209549*

Dear: Gene McClelland

This is to transmit the attached analytical report. The analytical data and information contained therein was generated using specified or selected methods contained in references, such as Standard Methods for the Examination of Water and Wastewater, 18th & 19th editions, Methods for Determination of Organic Compounds in Drinking Water, EPA-600/4-79-020, and Test Methods for Evaluation of Solid Waste, Physical/Chemical Methods (SW846) Third Edition.

The samples were received by WETLAB-Western Environmental Testing Laboratory in good condition on 9/27/2012. Additional comments are located on page 2 of this report.

If you should have any questions or comments regarding this report, please do not hesitate to call.

Sincerely,

Andy Smith
QA Manager

SPARKS
475 E. Greg Street, Suite 119
Sparks, Nevada 89431
tel (775) 355-0202
fax (775) 355-0817

ELKO
1084 Lamoille Hwy.
Elko, Nevada 89801
tel (775) 777-9933
fax (775) 777-9933

LAS VEGAS
3230 Polaris Ave., Suite 4
Las Vegas, Nevada 89102
tel (702) 475-8899
fax (702) 776-6152

Western Environmental Testing Laboratory
Report Comments

McClelland Laboratory - 1209549

General Comments

None

Specific Comments

Due to the sample matrix it was necessary to analyze the following at a dilution:
1209549-001 Arsenic, Selenium
1209549-002 Arsenic, Selenium
The reporting limits have been adjusted accordingly.

Data Qualifier Legend

B -- Blank contamination; Analyte detected above the method reporting limit in an associated blank

HT -- Sample held beyond the accepted holding time

J -- The reported value is between the laboratory method detection limit and the laboratory practical quantitation limit

M -- Reported value is estimated; The sample matrix interfered with the analysis

N -- There was insufficient sample available to perform a spike and/or duplicate on this analytical batch.

NC -- Not calculated due to matrix interference

Q -- Reported value is estimated; The value failed to meet QC criteria for either precision or accuracy

S -- Surrogate recovery was outside of laboratory acceptance limits due to matrix interference. The associated blank and LCS surrogate recovery was within acceptance limits.

SC -- Spike recovery not calculated. Sample concentration >4X the spike amount; therefore, the spike could not be adequately recovered.

475 East Greg Street Suite #119
Sparks, NV 89431 (775) 355-0202
EPA Lab ID: NV00925 - ELAP No: 2523

1084 Lamoille Hwy
Elko, NV 89801 (775) 777-9933
EPA Lab ID: NV00926

3230 Polaris Ave #4
Las Vegas, NV 89102 (702) 475-8899
EPA Lab ID: NV00932

Western Environmental Testing Laboratory
Analytical Report

McClelland Laboratory
1016 Greg Street
Sparks, NV 89431
Attn: Gene McClelland
Phone: (775) 356-1300 **Fax:** (775) 356-8917
PO\Project: *3438*

Date Printed: 10/10/2012
OrderID: *1209549*

Customer Sample ID: CF-11-02 (0-27) Wk:20
WETLAB Sample ID: 1209549-001

Collect Date/Time: 9/27/2012 09:00
Receive Date: 9/27/2012 15:50

PROFILE II

Parameter	Method	Results	Units	Reporting Limit	Date Analyzed
pH	SM 4500-H+ B	7.55	pH Units		9/27/2012
Trace Metals Digestion	EPA 200.2	Complete			10/3/2012
Bicarbonate (HCO3)	SM 2320B	47	mg/L	1.0	9/27/2012
Carbonate (CO3)	SM 2320B	<1.0	mg/L	1.0	9/27/2012
Hydroxide (OH)	SM 2320B	<1.0	mg/L	1.0	9/27/2012
Total Alkalinity	SM 2320B	39	mg/L as CaCO3	1.0	9/27/2012
Chloride	EPA 300.0	<1.00	mg/L	1.00	9/28/2012
Fluoride	EPA 300.0	1.2	mg/L	0.10	9/28/2012
Sulfate	EPA 300.0	23	mg/L	1.0	9/28/2012
Nitrate Nitrogen	EPA 300.0	<1.0	mg/L	1.0	9/28/2012
Nitrite Nitrogen	EPA 300.0	<0.025	mg/L	0.025	9/28/2012
Total Dissolved Solids (TDS)	SM 2540C	80	mg/L	10	10/1/2012
Aluminum	EPA 200.7	0.049	mg/L	0.045	10/4/2012
Barium	EPA 200.7	<0.010	mg/L	0.010	10/4/2012
Beryllium	EPA 200.7	<0.0010	mg/L	0.0010	10/4/2012
Bismuth	EPA 200.7	<0.10	mg/L	0.10	10/4/2012
Boron	EPA 200.7	<0.10	mg/L	0.10	10/4/2012
Cadmium	EPA 200.7	<0.0010	mg/L	0.0010	10/4/2012
Calcium	EPA 200.7	19	mg/L	0.50	10/4/2012
Chromium	EPA 200.7	<0.0050	mg/L	0.0050	10/4/2012
Cobalt	EPA 200.7	<0.010	mg/L	0.010	10/4/2012
Copper	EPA 200.7	<0.050	mg/L	0.050	10/4/2012
Gallium	EPA 200.7	<0.10	mg/L	0.10	10/4/2012
Iron	EPA 200.7	<0.010	mg/L	0.010	10/4/2012
Lithium	EPA 200.7	<0.10	mg/L	0.10	10/4/2012
Magnesium	EPA 200.7	3.2	mg/L	0.50	10/4/2012
Manganese	EPA 200.7	0.028	mg/L	0.0050	10/4/2012

475 East Greg Street Suite #119
Sparks, NV 89431 (775) 355-0202
EPA Lab ID: NV00925 - ELAP No: 2523

1084 Lamoille Hwy
Elko, NV 89801 (775) 777-9933
EPA Lab ID: NV00926

3230 Polaris Ave #4
Las Vegas, NV 89102 (702) 475-8899
EPA Lab ID: NV00932

Customer Sample ID: CF-11-02 (0-27) Wk:20
WETLAB Sample ID: 1209549-001
Collect Date/Time: 9/27/2012 09:00
Receive Date: 9/27/2012 15:50

PROFILE II

Parameter	Method	Results	Units	Reporting Limit	Date Analyzed
Molybdenum	EPA 200.7	<0.010	mg/L	0.010	10/4/2012
Nickel	EPA 200.7	<0.010	mg/L	0.010	10/4/2012
Phosphorus	EPA 200.7	<0.50	mg/L	0.50	10/4/2012
Potassium	EPA 200.7	2.2	mg/L	0.50	10/4/2012
Scandium	EPA 200.7	<0.10	mg/L	0.10	10/4/2012
Silver	EPA 200.7	<0.0050	mg/L	0.0050	10/4/2012
Sodium	EPA 200.7	0.53	mg/L	0.50	10/4/2012
Strontium	EPA 200.7	0.16	mg/L	0.10	10/4/2012
Tin	EPA 200.7	<0.10	mg/L	0.10	10/4/2012
Titanium	EPA 200.7	<0.10	mg/L	0.10	10/4/2012
Vanadium	EPA 200.7	<0.010	mg/L	0.010	10/4/2012
Zinc	EPA 200.7	<0.010	mg/L	0.010	10/4/2012
Mercury	EPA 200.8	<0.00010	mg/L	0.00010	10/3/2012
Antimony	EPA 200.8	<0.0025	mg/L	0.0025	10/3/2012
Arsenic	EPA 200.8	<0.010	mg/L	0.010	10/4/2012
Lead	EPA 200.8	<0.0025	mg/L	0.0025	10/3/2012
Selenium	EPA 200.8	<0.010	mg/L	0.010	10/4/2012
Thallium	EPA 200.8	<0.0010	mg/L	0.0010	10/3/2012
Uranium	EPA 200.8	<0.0050	mg/L	0.0050	10/3/2012
Anions	Calculation	1.31	meq/L	0.10	
Cations	Calculation	1.30	meq/L	0.10	
Error	Calculation	<1.0	%	1.0	

Customer Sample ID: CF-11-02 (367-408) Wk:20
WETLAB Sample ID: 1209549-002
Collect Date/Time: 9/27/2012 09:00
Receive Date: 9/27/2012 15:50

PROFILE II

Parameter	Method	Results	Units	Reporting Limit	Date Analyzed
pH	SM 4500-H+ B	7.50	pH Units		9/27/2012
Trace Metals Digestion	EPA 200.2	Complete			10/3/2012
Bicarbonate (HCO3)	SM 2320B	36	mg/L	1.0	9/27/2012
Carbonate (CO3)	SM 2320B	<1.0	mg/L	1.0	9/27/2012
Hydroxide (OH)	SM 2320B	<1.0	mg/L	1.0	9/27/2012
Total Alkalinity	SM 2320B	30	mg/L as CaCO3	1.0	9/27/2012
Chloride	EPA 300.0	<1.00	mg/L	1.00	9/28/2012
Fluoride	EPA 300.0	1.1	mg/L	0.10	9/28/2012
Sulfate	EPA 300.0	17	mg/L	1.0	9/28/2012
Nitrate Nitrogen	EPA 300.0	<1.0	mg/L	1.0	9/28/2012
Nitrite Nitrogen	EPA 300.0	<0.025	mg/L	0.025	9/28/2012

475 East Greg Street Suite #119
Sparks, NV 89431 (775) 355-0202
EPA Lab ID: NV00925 - ELAP No: 2523

1084 Lamoille Hwy
Elko, NV 89801 (775) 777-9933
EPA Lab ID: NV00926

3230 Polaris Ave #4
Las Vegas, NV 89102 (702) 475-8899
EPA Lab ID: NV00932

Customer Sample ID: CF-11-02 (367-408) Wk:20
WETLAB Sample ID: 1209549-002

Collect Date/Time: 9/27/2012 09:00
Receive Date: 9/27/2012 15:50

PROFILE II

Parameter	Method	Results	Units	Reporting Limit	Date Analyzed
Total Dissolved Solids (TDS)	SM 2540C	62	mg/L	10	10/1/2012
Aluminum	EPA 200.7	0.11	mg/L	0.045	10/4/2012
Barium	EPA 200.7	<0.010	mg/L	0.010	10/4/2012
Beryllium	EPA 200.7	<0.0010	mg/L	0.0010	10/4/2012
Bismuth	EPA 200.7	<0.10	mg/L	0.10	10/4/2012
Boron	EPA 200.7	<0.10	mg/L	0.10	10/4/2012
Cadmium	EPA 200.7	<0.0010	mg/L	0.0010	10/4/2012
Calcium	EPA 200.7	16	mg/L	0.50	10/4/2012
Chromium	EPA 200.7	<0.0050	mg/L	0.0050	10/4/2012
Cobalt	EPA 200.7	<0.010	mg/L	0.010	10/4/2012
Copper	EPA 200.7	<0.050	mg/L	0.050	10/4/2012
Gallium	EPA 200.7	<0.10	mg/L	0.10	10/4/2012
Iron	EPA 200.7	<0.010	mg/L	0.010	10/4/2012
Lithium	EPA 200.7	<0.10	mg/L	0.10	10/4/2012
Magnesium	EPA 200.7	0.94	mg/L	0.50	10/4/2012
Manganese	EPA 200.7	0.020	mg/L	0.0050	10/4/2012
Molybdenum	EPA 200.7	<0.010	mg/L	0.010	10/4/2012
Nickel	EPA 200.7	<0.010	mg/L	0.010	10/4/2012
Phosphorus	EPA 200.7	<0.50	mg/L	0.50	10/4/2012
Potassium	EPA 200.7	1.7	mg/L	0.50	10/4/2012
Scandium	EPA 200.7	<0.10	mg/L	0.10	10/4/2012
Silver	EPA 200.7	<0.0050	mg/L	0.0050	10/4/2012
Sodium	EPA 200.7	<0.50	mg/L	0.50	10/4/2012
Strontium	EPA 200.7	0.17	mg/L	0.10	10/4/2012
Tin	EPA 200.7	<0.10	mg/L	0.10	10/4/2012
Titanium	EPA 200.7	<0.10	mg/L	0.10	10/4/2012
Vanadium	EPA 200.7	<0.010	mg/L	0.010	10/4/2012
Zinc	EPA 200.7	<0.010	mg/L	0.010	10/4/2012
Mercury	EPA 200.8	<0.00010	mg/L	0.00010	10/3/2012
Antimony	EPA 200.8	<0.0025	mg/L	0.0025	10/3/2012
Arsenic	EPA 200.8	<0.010	mg/L	0.010	10/4/2012
Lead	EPA 200.8	<0.0025	mg/L	0.0025	10/3/2012
Selenium	EPA 200.8	<0.010	mg/L	0.010	10/4/2012
Thallium	EPA 200.8	<0.0010	mg/L	0.0010	10/3/2012
Uranium	EPA 200.8	<0.0050	mg/L	0.0050	10/3/2012
Anions	Calculation	1.00	meq/L	0.10	
Cations	Calculation	0.93	meq/L	0.10	
Error	Calculation	3.6	%	1.0	

475 East Greg Street Suite #119
Sparks, NV 89431 (775) 355-0202
EPA Lab ID: NV00925 - ELAP No: 2523

1084 Lamoille Hwy
Elko, NV 89801 (775) 777-9933
EPA Lab ID: NV00926

3230 Polaris Ave #4
Las Vegas, NV 89102 (702) 475-8899
EPA Lab ID: NV00932

Western Environmental Testing Laboratory
QC Report

QCBatchID	QCType	Parameter	Method	Result	Units
QC12100003	Blank 1	Fluoride	EPA 300.0	<0.10	mg/L
QC12100003	Blank 2	Fluoride	EPA 300.0	<0.10	mg/L
QC12100003	Blank 3	Fluoride	EPA 300.0	<0.10	mg/L
QC12100006	Blank 1	Chloride	EPA 300.0	<1.0	mg/L
QC12100006	Blank 2	Chloride	EPA 300.0	<1.0	mg/L
QC12100006	Blank 3	Chloride	EPA 300.0	<1.0	mg/L
QC12100009	Blank 1	Nitrite Nitrogen	EPA 300.0	<0.025	mg/L
QC12100009	Blank 2	Nitrite Nitrogen	EPA 300.0	<0.025	mg/L
QC12100009	Blank 3	Nitrite Nitrogen	EPA 300.0	<0.025	mg/L
QC12100016	Blank 1	Nitrate Nitrogen	EPA 300.0	<1.0	mg/L
QC12100016	Blank 2	Nitrate Nitrogen	EPA 300.0	<1.0	mg/L
QC12100016	Blank 3	Nitrate Nitrogen	EPA 300.0	<1.0	mg/L
QC12100019	Blank 1	Sulfate	EPA 300.0	<1.0	mg/L
QC12100019	Blank 2	Sulfate	EPA 300.0	<1.0	mg/L
QC12100019	Blank 3	Sulfate	EPA 300.0	<1.0	mg/L
QC12100140	Blank 1	Total Dissolved Solids (TDS)	SM 2540C	<10	mg/L
QC12100140	Blank 2	Total Dissolved Solids (TDS)	SM 2540C	<10	mg/L
QC12100140	Blank 3	Total Dissolved Solids (TDS)	SM 2540C	<10	mg/L
QC12100160	Blank 1	Uranium, Dissolved	EPA 200.8	<0.0050	mg/L
		Mercury, Dissolved	EPA 200.8	<0.00010	mg/L
		Antimony, Dissolved	EPA 200.8	<0.0025	mg/L
		Arsenic, Dissolved	EPA 200.8	<0.0050	mg/L
		Lead, Dissolved	EPA 200.8	<0.0025	mg/L
		Selenium, Dissolved	EPA 200.8	<0.0050	mg/L
		Thallium, Dissolved	EPA 200.8	<0.0010	mg/L
QC12100188	Blank 1	Aluminum, Dissolved	EPA 200.7	<0.045	mg/L
		Barium, Dissolved	EPA 200.7	<0.010	mg/L
		Beryllium, Dissolved	EPA 200.7	<0.0010	mg/L
		Bismuth, Dissolved	EPA 200.7	<0.10	mg/L
		Boron, Dissolved	EPA 200.7	<0.10	mg/L
		Cadmium, Dissolved	EPA 200.7	<0.0010	mg/L
		Calcium, Dissolved	EPA 200.7	<0.50	mg/L
		Chromium, Dissolved	EPA 200.7	<0.0050	mg/L
		Cobalt, Dissolved	EPA 200.7	<0.010	mg/L
		Copper, Dissolved	EPA 200.7	<0.050	mg/L
		Gallium, Dissolved	EPA 200.7	<0.10	mg/L
		Iron, Dissolved	EPA 200.7	<0.010	mg/L
		Lithium, Dissolved	EPA 200.7	<0.10	mg/L
		Magnesium, Dissolved	EPA 200.7	<0.50	mg/L
		Manganese, Dissolved	EPA 200.7	<0.0050	mg/L
		Molybdenum, Dissolved	EPA 200.7	<0.010	mg/L
		Nickel, Dissolved	EPA 200.7	<0.010	mg/L
		Phosphorus, Dissolved	EPA 200.7	<0.50	mg/L
		Potassium, Dissolved	EPA 200.7	<0.50	mg/L
		Scandium, Dissolved	EPA 200.7	<0.10	mg/L
		Silver, Dissolved	EPA 200.7	<0.0050	mg/L
		Sodium, Dissolved	EPA 200.7	<0.50	mg/L

475 East Greg Street Suite #119
Sparks, NV 89431 (775) 355-0202
EPA Lab ID: NV00925 - ELAP No: 2523

1084 Lamoille Hwy
Elko, NV 89801 (775) 777-9933
EPA Lab ID: NV00926

3230 Polaris Ave #4
Las Vegas, NV 89102 (702) 475-8899
EPA Lab ID: NV00932

QCBatchID	QCType	Parameter	Method	Result	Units
		Strontium, Dissolved	EPA 200.7	<0.10	mg/L
		Tin, Dissolved	EPA 200.7	<0.10	mg/L
		Titanium, Dissolved	EPA 200.7	<0.10	mg/L
		Vanadium, Dissolved	EPA 200.7	<0.010	mg/L
		Zinc, Dissolved	EPA 200.7	<0.010	mg/L

QCBatchID	QCType	Parameter	Method	Result	Actual	% Recovery	Units
QC12090834	LCS 1	pH	SM 4500-H+ B	7.01	7.00	100	pH Units
QC12090834	LCS 2	pH	SM 4500-H+ B	7.01	7.00	100	pH Units
QC12090835	LCS 1	Alkalinity	SM 2320B	96.3	100	96	mg/L
QC12090835	LCS 2	Alkalinity	SM 2320B	97.5	100	98	mg/L
QC12090835	LCS 3	Alkalinity	SM 2320B	98.2	100	98	mg/L
QC12100003	LCS 1	Fluoride	EPA 300.0	1.94	2.00	97	mg/L
QC12100006	LCS 1	Chloride	EPA 300.0	10.8	10.0	108	mg/L
QC12100009	LCS 1	Nitrite Nitrogen	EPA 300.0	0.487	0.500	97	mg/L
QC12100016	LCS 1	Nitrate Nitrogen	EPA 300.0	2.05	2.00	103	mg/L
QC12100019	LCS 1	Sulfate	EPA 300.0	24.8	25.0	99	mg/L
QC12100140	LCS 1	Total Dissolved Solids (TDS)	SM 2540C	151	150	100	mg/L
QC12100140	LCS 2	Total Dissolved Solids (TDS)	SM 2540C	145	150	97	mg/L
QC12100140	LCS 3	Total Dissolved Solids (TDS)	SM 2540C	152	150	101	mg/L
QC12100160	LCS 1	Mercury	EPA 200.8	0.000916	0.001	92	mg/L
		Antimony	EPA 200.8	0.0092	0.010	92	mg/L
		Arsenic	EPA 200.8	0.0507	0.050	101	mg/L
		Lead	EPA 200.8	0.0094	0.010	94	mg/L
		Selenium	EPA 200.8	0.0462	0.050	92	mg/L
		Thallium	EPA 200.8	0.0094	0.010	94	mg/L
		Uranium	EPA 200.8	0.0091	0.010	91	mg/L
QC12100188	LCS 1	Aluminum	EPA 200.7	0.960	1.00	96	mg/L
		Barium	EPA 200.7	0.961	1.00	96	mg/L
		Beryllium	EPA 200.7	1.00	1.00	100	mg/L
		Bismuth	EPA 200.7	1.01	1.00	101	mg/L
		Boron	EPA 200.7	0.934	1.00	93	mg/L
		Cadmium	EPA 200.7	0.992	1.00	99	mg/L
		Calcium	EPA 200.7	10.1	10.0	101	mg/L
		Chromium	EPA 200.7	0.964	1.00	96	mg/L
		Cobalt	EPA 200.7	0.973	1.00	97	mg/L
		Copper	EPA 200.7	4.75	5.00	95	mg/L
		Gallium	EPA 200.7	0.963	1.00	96	mg/L
		Iron	EPA 200.7	0.980	1.00	98	mg/L
		Lithium	EPA 200.7	0.977	1.00	98	mg/L
		Magnesium	EPA 200.7	9.85	10.0	98	mg/L
		Manganese	EPA 200.7	0.975	1.00	98	mg/L
		Molybdenum	EPA 200.7	0.966	1.00	97	mg/L
		Nickel	EPA 200.7	4.86	5.00	97	mg/L
		Phosphorus	EPA 200.7	4.88	5.00	98	mg/L
		Potassium	EPA 200.7	9.81	10.0	98	mg/L
		Scandium	EPA 200.7	0.963	1.00	96	mg/L
		Silver	EPA 200.7	0.086	0.090	95	mg/L
		Sodium	EPA 200.7	9.94	10.0	99	mg/L
		Strontium	EPA 200.7	1.01	1.00	101	mg/L
		Tin	EPA 200.7	0.969	1.00	97	mg/L
		Titanium	EPA 200.7	0.997	1.00	100	mg/L
		Vanadium	EPA 200.7	0.956	1.00	96	mg/L

475 East Greg Street Suite #119
Sparks, NV 89431 (775) 355-0202
EPA Lab ID: NV00925 - ELAP No: 2523

1084 Lamoille Hwy
Elko, NV 89801 (775) 777-9933
EPA Lab ID: NV00926

3230 Polaris Ave #4
Las Vegas, NV 89102 (702) 475-8899
EPA Lab ID: NV00932

QCBatchID	QCType	Parameter	Method	Result	Actual	% Recovery	Units
		Zinc	EPA 200.7	1.01	1.00	101	mg/L

QCBatchID	QCType	Parameter	Method	Duplicate Sample	Sample Result	Duplicate Result		Units	RPD
QC12090834	Duplicate	pH	SM 4500-H+ B	1209526-001	7.75	7.80		pH Units	1 %
QC12090834	Duplicate	pH	SM 4500-H+ B	1209528-006	5.81	5.60	Q	pH Units	4 %
QC12090834	Duplicate	pH	SM 4500-H+ B	1209549-001	7.55	7.56		pH Units	<1%
QC12090835	Duplicate	Bicarbonate (HCO3)	SM 2320B	1209526-001	174	174		mg/L	<1%
		Carbonate (CO3)	SM 2320B	1209526-001	<1.000	<1.000		mg/L	<1%
		Hydroxide (OH)	SM 2320B	1209526-001	<1.000	<1.000		mg/L	<1%
		Total Alkalinity	SM 2320B	1209526-001	143	143		mg/L as CaCO3	<1%
QC12090835	Duplicate	Bicarbonate (HCO3)	SM 2320B	1209528-006	<1.000	<1.000		mg/L	<1%
		Carbonate (CO3)	SM 2320B	1209528-006	<1.000	<1.000		mg/L	<1%
		Hydroxide (OH)	SM 2320B	1209528-006	<1.000	<1.000		mg/L	<1%
		Total Alkalinity	SM 2320B	1209528-006	<1.000	<1.000		mg/L as CaCO3	<1%
QC12090835	Duplicate	Bicarbonate (HCO3)	SM 2320B	1209549-001	47.3	47.0		mg/L	1 %
		Carbonate (CO3)	SM 2320B	1209549-001	<1.000	<1.000		mg/L	<1%
		Hydroxide (OH)	SM 2320B	1209549-001	<1.000	<1.000		mg/L	<1%
		Total Alkalinity	SM 2320B	1209549-001	38.8	38.6		mg/L as CaCO3	1 %
QC12100140	Duplicate	Total Dissolved Solids (TDS)	SM 2540C	1209500-001	109	120	Q	mg/L	10 %
QC12100140	Duplicate	Total Dissolved Solids (TDS)	SM 2540C	1209500-011	276	284		mg/L	3 %
QC12100140	Duplicate	Total Dissolved Solids (TDS)	SM 2540C	1209554-002	450	442		mg/L	2 %
QC12100140	Duplicate	Total Dissolved Solids (TDS)	SM 2540C	1209572-002	1584	1614		mg/L	2 %
QC12100140	Duplicate	Total Dissolved Solids (TDS)	SM 2540C	1209580-009	2148	2336	Q	mg/L	8 %
QC12100140	Duplicate	Total Dissolved Solids (TDS)	SM 2540C	1209580-018	824	858		mg/L	4 %

QCBatchID	QCType	Parameter	Method	Spike Sample	Sample Result	MS Result	MSD Result	Spike Value	Units	MS % Rec.	MSD % Rec.	RPD
QC12100003	MS 1	Fluoride	EPA 300.0	1209549-001	1.22	2.88	2.85	2.00	mg/L	83	82	1 %
QC12100003	MS 2	Fluoride	EPA 300.0	1209562-006	<0.100	2.05	2.12	2.00	mg/L	102	106	3 %
QC12100006	MS 1	Chloride	EPA 300.0	1209549-001	<1.000	5.03	5.21	5.00	mg/L	100	103	4 %
QC12100006	MS 2	Chloride	EPA 300.0	1209562-006	<1.000	5.21	5.39	5.00	mg/L	104	108	3 %
QC12100009	MS 1	Nitrite Nitrogen	EPA 300.0	1209549-001	<0.025	0.500	0.520	0.500	mg/L	99	102	4 %
QC12100009	MS 2	Nitrite Nitrogen	EPA 300.0	1209583-001	<0.025	0.522	0.530	0.500	mg/L	102	104	2 %
QC12100016	MS 1	Nitrate Nitrogen	EPA 300.0	1209549-001	<1.000	1.98	2.05	2.00	mg/L	97	101	3 %
QC12100016	MS 2	Nitrate Nitrogen	EPA 300.0	1209562-006	<1.000	2.06	2.13	2.00	mg/L	102	105	3 %
QC12100019	MS 1	Sulfate	EPA 300.0	1209549-001	23.2	31.4	31.6	10.0	mg/L	82	84	1 %
QC12100019	MS 2	Sulfate	EPA 300.0	1209562-006	<1.000	9.95	10.3	10.0	mg/L	99	102	3 %
QC12100160	MS 1	Uranium, Dissolved	EPA 200.8	1209528-004	<0.0050	0.0115	0.0114	0.010	mg/L	94	92	1 %
		Mercury, Dissolved	EPA 200.8	1209528-004	<0.00050	0.001300	0.001300	0.001	mg/L	110	110	<1%
		Antimony, Dissolved	EPA 200.8	1209528-004	<0.0025	0.0097	0.0096	0.010	mg/L	96	95	1 %
		Arsenic, Dissolved	EPA 200.8	1209528-004	<0.0050	0.0540	0.0534	0.050	mg/L	104	102	1 %
		Lead, Dissolved	EPA 200.8	1209528-004	<0.0025	0.0089	0.0088	0.010	mg/L	89	88	1 %
		Selenium, Dissolved	EPA 200.8	1209528-004	<0.0050	0.0454	0.0441	0.050	mg/L	88	86	3 %
		Thallium, Dissolved	EPA 200.8	1209528-004	<0.0010	0.0090	0.0089	0.010	mg/L	90	89	1 %
QC12100188	MS 1	Aluminum, Dissolved	EPA 200.7	1209528-004	<0.045	0.995	0.994	1.00	mg/L	97	97	<1%
		Barium, Dissolved	EPA 200.7	1209528-004	0.107	1.07	1.07	1.00	mg/L	96	96	<1%
		Beryllium, Dissolved	EPA 200.7	1209528-004	<0.001	1.01	1.02	1.00	mg/L	101	102	1 %

475 East Greg Street Suite #119
Sparks, NV 89431 (775) 355-0202
EPA Lab ID: NV00925 - ELAP No: 2523

1084 Lamoille Hwy
Elko, NV 89801 (775) 777-9933
EPA Lab ID: NV00926

3230 Polaris Ave #4
Las Vegas, NV 89102 (702) 475-8899
EPA Lab ID: NV00932

QCBatchID	QCType	Parameter	Method	Spike Sample	Sample Result	MS Result	MSD Result	Spike Value	Units	MS % Rec.	MSD % Rec.	RPD
		Bismuth, Dissolved	EPA 200.7	1209528-004	<0.100	0.973	0.980	1.00	mg/L	96	97	1 %
		Boron, Dissolved	EPA 200.7	1209528-004	0.242	1.25	1.25	1.00	mg/L	101	101	<1%
		Cadmium, Dissolved	EPA 200.7	1209528-004	<0.001	0.997	1.00	1.00	mg/L	100	100	<1%
		Calcium, Dissolved	EPA 200.7	1209528-004	34.8	45.2	45.2	10.0	mg/L	104	104	<1%
		Chromium, Dissolved	EPA 200.7	1209528-004	<0.005	0.960	0.964	1.00	mg/L	96	96	<1%
		Cobalt, Dissolved	EPA 200.7	1209528-004	<0.010	0.973	0.976	1.00	mg/L	97	97	<1%
		Copper, Dissolved	EPA 200.7	1209528-004	<0.050	4.88	4.88	5.00	mg/L	98	98	<1%
		Gallium, Dissolved	EPA 200.7	1209528-004	<0.100	0.958	0.959	1.00	mg/L	96	96	<1%
		Iron, Dissolved	EPA 200.7	1209528-004	<0.010	1.00	0.996	1.00	mg/L	99	99	<1%
		Lithium, Dissolved	EPA 200.7	1209528-004	<0.100	0.948	0.950	1.00	mg/L	90	91	<1%
		Magnesium, Dissolved	EPA 200.7	1209528-004	11.6	21.2	21.1	10.0	mg/L	96	95	<1%
		Manganese, Dissolved	EPA 200.7	1209528-004	0.467	1.45	1.45	1.00	mg/L	98	98	<1%
		Molybdenum, Dissolved	EPA 200.7	1209528-004	0.035	1.01	1.01	1.00	mg/L	98	98	<1%
		Nickel, Dissolved	EPA 200.7	1209528-004	<0.010	4.76	4.78	5.00	mg/L	95	96	<1%
		Phosphorus, Dissolved	EPA 200.7	1209528-004	<0.500	5.12	5.15	5.00	mg/L	101	102	1 %
		Potassium, Dissolved	EPA 200.7	1209528-004	6.08	15.5	15.4	10.0	mg/L	94	93	1 %
		Scandium, Dissolved	EPA 200.7	1209528-004	<0.100	0.960	0.962	1.00	mg/L	96	96	<1%
		Silver, Dissolved	EPA 200.7	1209528-004	<0.005	0.085	0.086	0.090	mg/L	95	96	1 %
		Sodium, Dissolved	EPA 200.7	1209528-004	51.8	61.5	61.4	10.0	mg/L	97	96	<1%
		Strontium, Dissolved	EPA 200.7	1209528-004	0.310	1.31	1.33	1.00	mg/L	100	102	2 %
		Tin, Dissolved	EPA 200.7	1209528-004	<0.100	0.981	0.988	1.00	mg/L	101	101	1 %
		Titanium, Dissolved	EPA 200.7	1209528-004	<0.100	1.00	1.00	1.00	mg/L	100	100	<1%
		Vanadium, Dissolved	EPA 200.7	1209528-004	<0.010	0.983	0.984	1.00	mg/L	98	98	<1%
		Zinc, Dissolved	EPA 200.7	1209528-004	<0.010	1.04	1.05	1.00	mg/L	104	105	1 %

475 East Greg Street Suite #119
Sparks, NV 89431 (775) 355-0202
EPA Lab ID: NV00925 - ELAP No: 2523

1084 Lamoille Hwy
Elko, NV 89801 (775) 777-9933
EPA Lab ID: NV00926

3230 Polaris Ave #4
Las Vegas, NV 89102 (702) 475-8899
EPA Lab ID: NV00932

WETLAB
WESTERN ENVIRONMENTAL TESTING LABORATORY
Specializing in Soil, Hazardous Waste and Water Analysis.
475 E. Greg Street #119 | Sparks, Nevada 89431
tel (775) 355-0202 | fax (775) 355-0817 | www.WETLaboratory.com

Lab Number 1209549
Report Due Date: 10/11/12
Page 1 of 1

Client: McClelland Laboratories, Inc.
Address: 1016 Greg Street
City, State & Zip: Sparks, NV 89431
Contact: Gene McClelland
Phone: 775-356-1300 | Collector's Name: Robert
Fax: 775-356-8917 | Project Name:
P.O. Number: | Project Number: 3438
Email: mli@mettest.com

Turnaround Time: Standard 5 DAY

Billing Address (if different than Client Address):
Company:
Address:
City, State & Zip:
Contact:
Phone:
Fax:
Email:

Additional Information
Fax Results: Y N To: Client Billing
Email Results: Y N To: Client Billing
Compliance Monitoring: Y N
Fax Results to State EPA: Y N

Sample Type Codes
DW = Drinking Water
WW = Wastewater
SW = Surface Water
MW = Monitoring Well
SD = Solid
SO = Soil
HW = Hazardous Waste
OTHER:

SAMPLE ID/LOCATION		DATE	TIME	MATRIX	# CONT.	Profile II w/o Rad	Uranium	Spl. No.
CF-11-02 (0-27)	Wk:20	09/27/12	9:00	WW	2	X	X	1
CF-11-02 (367-408)	↓	↓	↓	↓	↓	↓	↓	2

1209 5
549 2

Instructions/Comments/Special Requirements:

SAMPLE RECEIPT	DATE	TIME	RELEASED BY	RECEIVED BY
Temperature 21.6 °C	9/27/12	3:50		
Custody Seals Intact? Y N (None)				
Number of Containers 2				

WETLAB's Standard Terms and Conditions apply unless written agreements are in effect. Other Terms: Payment terms are Net 30 days.

To the maximum extent permitted by law, the Client agrees to limit the liability of WETLAB for the Client's damages to the total compesation received, unless other agreements are made in writing. This limitation shall apply regardless of the cause of action or legal theory pled or asserted.

301.2E

9/14/2012

McClelland Laboratory
1016 Greg Street
Sparks, NV 89431
Attn: Gene McClelland

OrderID: *1208599*

Dear: Gene McClelland

This is to transmit the attached analytical report. The analytical data and information contained therein was generated using specified or selected methods contained in references, such as Standard Methods for the Examination of Water and Wastewater, 18th & 19th editions, Methods for Determination of Organic Compounds in Drinking Water, EPA-600/4-79-020, and Test Methods for Evaluation of Solid Waste, Physical/Chemical Methods (SW846) Third Edition.

The samples were received by WETLAB-Western Environmental Testing Laboratory in good condition on 8/30/2012. Additional comments are located on page 2 of this report.

If you should have any questions or comments regarding this report, please do not hesitate to call.

Sincerely,

Jennifer Delaney
QA Specialist

SPARKS
475 E. Greg Street, Suite 119
Sparks, Nevada 89431
tel (775) 355-0202
fax (775) 355-0817

ELKO
1084 Lamoille Hwy.
Elko, Nevada 89801
tel (775) 777-9933
fax (775) 777-9933

LAS VEGAS
3230 Polaris Ave., Suite 4
Las Vegas, Nevada 89102
tel (702) 475-8899
fax (702) 776-6152

Western Environmental Testing Laboratory
Report Comments

McClelland Laboratory - 1208599

General Comments

None

Specific Comments

Due to the sample matrix it was necessary to analyze the following at a dilution:
1208599-001 Cadmium
1208599-001 Iron
1208599-001 Arsenic
1208599-001 Selenium
The reporting limits have been adjusted accordingly.

Data Qualifier Legend

B	– Blank contamination; Analyte detected above the method reporting limit in an associated blank
HT	– Sample held beyond the accepted holding time
J	– The reported value is between the laboratory method detection limit and the laboratory practical quantitation limit
M	– Reported value is estimated; The sample matrix interfered with the analysis
N	– There was insufficient sample available to perform a spike and/or duplicate on this analytical batch.
NC	– Not calculated due to matrix interference
Q	– Reported value is estimated; The value failed to meet QC criteria for either precision or accuracy
S	– Surrogate recovery was outside of laboratory acceptance limits due to matrix interference. The associated blank and LCS surrogate recovery was within acceptance limits.
SC	– Spike recovery not calculated. Sample concentration >4X the spike amount; therefore, the spike could not be adequately recovered.

475 East Greg Street Suite #119
Sparks, NV 89431 (775) 355-0202
EPA Lab ID: NV00925 - ELAP No: 2523

1084 Lamoille Hwy
Elko, NV 89801 (775) 777-9933
EPA Lab ID: NV00926

3230 Polaris Ave #4
Las Vegas, NV 89102 (702) 475-8899
EPA Lab ID: NV00932

Western Environmental Testing Laboratory
Analytical Report

McClelland Laboratory
1016 Greg Street
Sparks, NV 89431
Attn: Gene McClelland
Phone: (775) 356-1300 **Fax:** (775) 356-8917
PO\Project: *3438*

Date Printed: 9/14/2012
OrderID: *1208599*

Customer Sample ID: CF-11-02 (0-27) Wk:16
WETLAB Sample ID: 1208599-001

Collect Date/Time: 8/30/2012 09:00
Receive Date: 8/30/2012 15:20

PROFILE II

Parameter	Method	Results	Units	Reporting Limit	Date Analyzed
pH	SM 4500-H+ B	7.67	pH Units		8/30/2012
Trace Metals Digestion	EPA 200.2	Complete			8/31/2012
Bicarbonate (HCO3)	SM 2320B	53	mg/L	1.0	8/30/2012
Carbonate (CO3)	SM 2320B	<1.0	mg/L	1.0	8/30/2012
Hydroxide (OH)	SM 2320B	<1.0	mg/L	1.0	8/30/2012
Total Alkalinity	SM 2320B	44	mg/L as CaCO3	1.0	8/30/2012
Chloride	EPA 300.0	<1.00	mg/L	1.00	8/31/2012
Fluoride	EPA 300.0	1.2	mg/L	0.10	8/31/2012
Sulfate	EPA 300.0	21	mg/L	1.0	8/31/2012
Nitrate Nitrogen	EPA 300.0	<1.0	mg/L	1.0	8/31/2012
Nitrite Nitrogen	EPA 300.0	<0.025	mg/L	0.025	8/31/2012
Total Dissolved Solids (TDS)	SM 2540C	91	mg/L	10	9/4/2012
Aluminum	EPA 200.7	0.048	mg/L	0.045	9/6/2012
Barium	EPA 200.7	<0.010	mg/L	0.010	9/6/2012
Beryllium	EPA 200.7	<0.0010	mg/L	0.0010	9/6/2012
Bismuth	EPA 200.7	<0.10	mg/L	0.10	9/6/2012
Boron	EPA 200.7	<0.10	mg/L	0.10	9/6/2012
Cadmium	EPA 200.7	<0.0050	mg/L	0.0050	9/7/2012
Calcium	EPA 200.7	16	mg/L	0.50	9/6/2012
Chromium	EPA 200.7	<0.0050	mg/L	0.0050	9/6/2012
Cobalt	EPA 200.7	<0.010	mg/L	0.010	9/6/2012
Copper	EPA 200.7	<0.050	mg/L	0.050	9/6/2012
Gallium	EPA 200.7	<0.10	mg/L	0.10	9/6/2012
Iron	EPA 200.7	<0.050	mg/L	0.050	9/7/2012
Lithium	EPA 200.7	<0.10	mg/L	0.10	9/6/2012
Magnesium	EPA 200.7	2.9	mg/L	0.50	9/6/2012
Manganese	EPA 200.7	0.028	mg/L	0.0050	9/6/2012

475 East Greg Street Suite #119
Sparks, NV 89431 (775) 355-0202
EPA Lab ID: NV00925 - ELAP No: 2523

1084 Lamoille Hwy
Elko, NV 89801 (775) 777-9933
EPA Lab ID: NV00926

3230 Polaris Ave #4
Las Vegas, NV 89102 (702) 475-8899
EPA Lab ID: NV00932

Customer Sample ID: CF-11-02 (0-27) Wk:16
WETLAB Sample ID: 1208599-001
Collect Date/Time: 8/30/2012 09:00
Receive Date: 8/30/2012 15:20

PROFILE II

Parameter	Method	Results	Units	Reporting Limit	Date Analyzed
Molybdenum	EPA 200.7	0.011	mg/L	0.010	9/6/2012
Nickel	EPA 200.7	<0.010	mg/L	0.010	9/6/2012
Phosphorus	EPA 200.7	<0.50	mg/L	0.50	9/6/2012
Potassium	EPA 200.7	2.4	mg/L	0.50	9/6/2012
Scandium	EPA 200.7	<0.10	mg/L	0.10	9/6/2012
Silver	EPA 200.7	<0.0050	mg/L	0.0050	9/6/2012
Sodium	EPA 200.7	0.62	mg/L	0.50	9/6/2012
Strontium	EPA 200.7	0.14	mg/L	0.10	9/6/2012
Tin	EPA 200.7	<0.10	mg/L	0.10	9/6/2012
Titanium	EPA 200.7	<0.10	mg/L	0.10	9/6/2012
Vanadium	EPA 200.7	<0.010	mg/L	0.010	9/6/2012
Zinc	EPA 200.7	<0.010	mg/L	0.010	9/6/2012
Mercury	EPA 200.8	<0.00010	mg/L	0.00010	9/5/2012
Antimony	EPA 200.8	<0.0025	mg/L	0.0025	9/5/2012
Arsenic	EPA 200.8	<0.010	mg/L	0.010	9/6/2012
Lead	EPA 200.8	<0.0025	mg/L	0.0025	9/5/2012
Selenium	EPA 200.8	<0.010	mg/L	0.010	9/6/2012
Thallium	EPA 200.8	<0.0010	mg/L	0.0010	9/5/2012
Uranium	EPA 200.8	<0.0050	mg/L	0.0050	9/5/2012
Anions	Calculation	1.37	meq/L	0.10	
Cations	Calculation	1.13	meq/L	0.10	
Error	Calculation	9.5	%	1.0	

Customer Sample ID: CF-11-02 (367-408) Wk:16
WETLAB Sample ID: 1208599-002
Collect Date/Time: 8/30/2012 09:00
Receive Date: 8/30/2012 15:20

PROFILE II

Parameter	Method	Results	Units	Reporting Limit	Date Analyzed
pH	SM 4500-H+ B	7.40	pH Units		8/30/2012
Trace Metals Digestion	EPA 200.2	Complete			8/31/2012
Bicarbonate (HCO3)	SM 2320B	44	mg/L	1.0	8/30/2012
Carbonate (CO3)	SM 2320B	<1.0	mg/L	1.0	8/30/2012
Hydroxide (OH)	SM 2320B	<1.0	mg/L	1.0	8/30/2012
Total Alkalinity	SM 2320B	36	mg/L as CaCO3	1.0	8/30/2012
Chloride	EPA 300.0	<1.00	mg/L	1.00	8/31/2012
Fluoride	EPA 300.0	1.9	mg/L	0.10	8/31/2012
Sulfate	EPA 300.0	24	mg/L	1.0	8/31/2012
Nitrate Nitrogen	EPA 300.0	<1.0	mg/L	1.0	8/31/2012
Nitrite Nitrogen	EPA 300.0	0.11	mg/L	0.025	8/31/2012

475 East Greg Street Suite #119
Sparks, NV 89431 (775) 355-0202
EPA Lab ID: NV00925 - ELAP No: 2523

1084 Lamoille Hwy
Elko, NV 89801 (775) 777-9933
EPA Lab ID: NV00926

3230 Polaris Ave #4
Las Vegas, NV 89102 (702) 475-8899
EPA Lab ID: NV00932

Customer Sample ID: CF-11-02 (367-408) Wk:16
WETLAB Sample ID: 1208599-002

Collect Date/Time: 8/30/2012 09:00
Receive Date: 8/30/2012 15:20

PROFILE II

Parameter	Method	Results	Units	Reporting Limit	Date Analyzed
Total Dissolved Solids (TDS)	SM 2540C	90	mg/L	10	9/4/2012
Aluminum	EPA 200.7	0.074	mg/L	0.045	9/6/2012
Barium	EPA 200.7	0.015	mg/L	0.010	9/6/2012
Beryllium	EPA 200.7	<0.0010	mg/L	0.0010	9/6/2012
Bismuth	EPA 200.7	<0.10	mg/L	0.10	9/6/2012
Boron	EPA 200.7	<0.10	mg/L	0.10	9/6/2012
Cadmium	EPA 200.7	<0.0010	mg/L	0.0010	9/6/2012
Calcium	EPA 200.7	20	mg/L	0.50	9/6/2012
Chromium	EPA 200.7	<0.0050	mg/L	0.0050	9/6/2012
Cobalt	EPA 200.7	<0.010	mg/L	0.010	9/6/2012
Copper	EPA 200.7	0.079	mg/L	0.050	9/6/2012
Gallium	EPA 200.7	<0.10	mg/L	0.10	9/6/2012
Iron	EPA 200.7	<0.010	mg/L	0.010	9/6/2012
Lithium	EPA 200.7	<0.10	mg/L	0.10	9/6/2012
Magnesium	EPA 200.7	1.5	mg/L	0.50	9/6/2012
Manganese	EPA 200.7	0.023	mg/L	0.0050	9/6/2012
Molybdenum	EPA 200.7	<0.010	mg/L	0.010	9/6/2012
Nickel	EPA 200.7	<0.010	mg/L	0.010	9/6/2012
Phosphorus	EPA 200.7	<0.50	mg/L	0.50	9/6/2012
Potassium	EPA 200.7	2.8	mg/L	0.50	9/6/2012
Scandium	EPA 200.7	<0.10	mg/L	0.10	9/6/2012
Silver	EPA 200.7	<0.0050	mg/L	0.0050	9/6/2012
Sodium	EPA 200.7	0.83	mg/L	0.50	9/6/2012
Strontium	EPA 200.7	0.23	mg/L	0.10	9/6/2012
Tin	EPA 200.7	<0.10	mg/L	0.10	9/6/2012
Titanium	EPA 200.7	<0.10	mg/L	0.10	9/6/2012
Vanadium	EPA 200.7	<0.010	mg/L	0.010	9/6/2012
Zinc	EPA 200.7	<0.010	mg/L	0.010	9/6/2012
Mercury	EPA 200.8	<0.00010	mg/L	0.00010	9/5/2012
Antimony	EPA 200.8	<0.0025	mg/L	0.0025	9/5/2012
Arsenic	EPA 200.8	<0.0050	mg/L	0.0050	9/5/2012
Lead	EPA 200.8	<0.0025	mg/L	0.0025	9/5/2012
Selenium	EPA 200.8	<0.0050	mg/L	0.0050	9/5/2012
Thallium	EPA 200.8	<0.0010	mg/L	0.0010	9/5/2012
Uranium	EPA 200.8	<0.0050	mg/L	0.0050	9/5/2012
Anions	Calculation	1.32	meq/L	0.10	
Cations	Calculation	1.24	meq/L	0.10	
Error	Calculation	3.1	%	1.0	

475 East Greg Street Suite #119
Sparks, NV 89431 (775) 355-0202
EPA Lab ID: NV00925 - ELAP No: 2523

1084 Lamoille Hwy
Elko, NV 89801 (775) 777-9933
EPA Lab ID: NV00926

3230 Polaris Ave #4
Las Vegas, NV 89102 (702) 475-8899
EPA Lab ID: NV00932

Western Environmental Testing Laboratory
QC Report

QCBatchID	QCType	Parameter	Method	Result	Units
QC12090001	Blank 1	Fluoride	EPA 300.0	<0.10	mg/L
QC12090001	Blank 2	Fluoride	EPA 300.0	<0.10	mg/L
QC12090001	Blank 3	Fluoride	EPA 300.0	<0.10	mg/L
QC12090004	Blank 1	Chloride	EPA 300.0	<1.0	mg/L
QC12090004	Blank 2	Chloride	EPA 300.0	<1.0	mg/L
QC12090004	Blank 3	Chloride	EPA 300.0	<1.0	mg/L
QC12090009	Blank 1	Nitrite Nitrogen	EPA 300.0	<0.025	mg/L
QC12090009	Blank 2	Nitrite Nitrogen	EPA 300.0	<0.025	mg/L
QC12090009	Blank 3	Nitrite Nitrogen	EPA 300.0	<0.025	mg/L
QC12090012	Blank 1	Nitrate Nitrogen	EPA 300.0	<1.0	mg/L
QC12090012	Blank 2	Nitrate Nitrogen	EPA 300.0	<1.0	mg/L
QC12090012	Blank 3	Nitrate Nitrogen	EPA 300.0	<1.0	mg/L
QC12090015	Blank 1	Sulfate	EPA 300.0	<1.0	mg/L
QC12090015	Blank 2	Sulfate	EPA 300.0	<1.0	mg/L
QC12090015	Blank 3	Sulfate	EPA 300.0	<1.0	mg/L
QC12090114	Blank 1	Uranium, Dissolved	EPA 200.8	<0.0050	mg/L
		Mercury, Dissolved	EPA 200.8	<0.00010	mg/L
		Antimony, Dissolved	EPA 200.8	<0.0025	mg/L
		Arsenic, Dissolved	EPA 200.8	<0.0050	mg/L
		Lead, Dissolved	EPA 200.8	<0.0025	mg/L
		Selenium, Dissolved	EPA 200.8	<0.0050	mg/L
		Thallium, Dissolved	EPA 200.8	<0.0010	mg/L
QC12090131	Blank 1	Total Dissolved Solids (TDS)	SM 2540C	<10	mg/L
QC12090131	Blank 2	Total Dissolved Solids (TDS)	SM 2540C	<10	mg/L
QC12090131	Blank 3	Total Dissolved Solids (TDS)	SM 2540C	<10	mg/L
QC12090165	Blank 1	Aluminum, Dissolved	EPA 200.7	<0.045	mg/L
		Barium, Dissolved	EPA 200.7	<0.010	mg/L
		Beryllium, Dissolved	EPA 200.7	<0.0010	mg/L
		Bismuth, Dissolved	EPA 200.7	<0.10	mg/L
		Boron, Dissolved	EPA 200.7	<0.10	mg/L
		Cadmium, Dissolved	EPA 200.7	<0.0010	mg/L
		Calcium, Dissolved	EPA 200.7	<0.50	mg/L
		Chromium, Dissolved	EPA 200.7	<0.0050	mg/L
		Cobalt, Dissolved	EPA 200.7	<0.010	mg/L
		Copper, Dissolved	EPA 200.7	<0.050	mg/L
		Gallium, Dissolved	EPA 200.7	<0.10	mg/L
		Iron, Dissolved	EPA 200.7	<0.010	mg/L
		Lithium, Dissolved	EPA 200.7	<0.10	mg/L
		Magnesium, Dissolved	EPA 200.7	<0.50	mg/L
		Manganese, Dissolved	EPA 200.7	<0.0050	mg/L
		Molybdenum, Dissolved	EPA 200.7	<0.010	mg/L
		Nickel, Dissolved	EPA 200.7	<0.010	mg/L
		Phosphorus, Dissolved	EPA 200.7	<0.50	mg/L
		Potassium, Dissolved	EPA 200.7	<0.50	mg/L
		Scandium, Dissolved	EPA 200.7	<0.10	mg/L
		Silver, Dissolved	EPA 200.7	<0.0050	mg/L
		Sodium, Dissolved	EPA 200.7	<0.50	mg/L

475 East Greg Street Suite #119
Sparks, NV 89431 (775) 355-0202
EPA Lab ID: NV00925 - ELAP No: 2523

1084 Lamoille Hwy
Elko, NV 89801 (775) 777-9933
EPA Lab ID: NV00926

3230 Polaris Ave #4
Las Vegas, NV 89102 (702) 475-8899
EPA Lab ID: NV00932

QCBatchID	QCType	Parameter	Method	Result	Units
		Strontium, Dissolved	EPA 200.7	<0.10	mg/L
		Tin, Dissolved	EPA 200.7	<0.10	mg/L
		Titanium, Dissolved	EPA 200.7	<0.10	mg/L
		Vanadium, Dissolved	EPA 200.7	<0.010	mg/L
		Zinc, Dissolved	EPA 200.7	<0.010	mg/L

QCBatchID	QCType	Parameter	Method	Result	Actual	% Recovery	Units
QC12081057	LCS 1	pH	SM 4500-H+ B	7.01	7.00	100	pH Units
QC12081057	LCS 2	pH	SM 4500-H+ B	7.02	7.00	100	pH Units
QC12081057	LCS 3	pH	SM 4500-H+ B	7.01	7.00	100	pH Units
QC12081059	LCS 1	Alkalinity	SM 2320B	98.9	100	99	mg/L
QC12081059	LCS 2	Alkalinity	SM 2320B	98.7	100	99	mg/L
QC12081059	LCS 3	Alkalinity	SM 2320B	99.2	100	99	mg/L
QC12081059	LCS 4	Alkalinity	SM 2320B	99.4	100	99	mg/L
QC12090001	LCS 1	Fluoride	EPA 300.0	2.00	2.00	100	mg/L
QC12090004	LCS 1	Chloride	EPA 300.0	10.2	10.0	102	mg/L
QC12090009	LCS 1	Nitrite Nitrogen	EPA 300.0	0.504	0.500	101	mg/L
QC12090012	LCS 1	Nitrate Nitrogen	EPA 300.0	1.96	2.00	98	mg/L
QC12090015	LCS 1	Sulfate	EPA 300.0	24.5	25.0	98	mg/L
QC12090114	LCS 1	Mercury	EPA 200.8	0.001068	0.001	107	mg/L
		Antimony	EPA 200.8	0.0097	0.010	97	mg/L
		Arsenic	EPA 200.8	0.0497	0.050	99	mg/L
		Lead	EPA 200.8	0.0092	0.010	92	mg/L
		Selenium	EPA 200.8	0.0450	0.050	90	mg/L
		Thallium	EPA 200.8	0.0087	0.010	87	mg/L
		Uranium	EPA 200.8	0.0092	0.010	92	mg/L
QC12090131	LCS 1	Total Dissolved Solids (TDS)	SM 2540C	152	150	101	mg/L
QC12090131	LCS 2	Total Dissolved Solids (TDS)	SM 2540C	152	150	101	mg/L
QC12090131	LCS 3	Total Dissolved Solids (TDS)	SM 2540C	161	150	108	mg/L
QC12090165	LCS 1	Aluminum	EPA 200.7	0.930	1.00	93	mg/L
		Barium	EPA 200.7	0.930	1.00	93	mg/L
		Beryllium	EPA 200.7	0.912	1.00	91	mg/L
		Bismuth	EPA 200.7	0.958	1.00	96	mg/L
		Boron	EPA 200.7	0.879	1.00	88	mg/L
		Cadmium	EPA 200.7	0.933	1.00	93	mg/L
		Calcium	EPA 200.7	9.33	10.0	93	mg/L
		Chromium	EPA 200.7	0.913	1.00	91	mg/L
		Cobalt	EPA 200.7	0.930	1.00	93	mg/L
		Copper	EPA 200.7	4.43	5.00	89	mg/L
		Gallium	EPA 200.7	0.931	1.00	93	mg/L
		Iron	EPA 200.7	0.963	1.00	96	mg/L
		Lithium	EPA 200.7	0.924	1.00	92	mg/L
		Magnesium	EPA 200.7	9.71	10.0	97	mg/L
		Manganese	EPA 200.7	0.912	1.00	91	mg/L
		Molybdenum	EPA 200.7	0.947	1.00	95	mg/L
		Nickel	EPA 200.7	4.63	5.00	93	mg/L
		Phosphorus	EPA 200.7	4.66	5.00	93	mg/L
		Potassium	EPA 200.7	9.56	10.0	96	mg/L
		Scandium	EPA 200.7	0.908	1.00	91	mg/L
		Silver	EPA 200.7	0.082	0.090	91	mg/L
		Sodium	EPA 200.7	9.69	10.0	97	mg/L
		Strontium	EPA 200.7	0.968	1.00	97	mg/L
		Tin	EPA 200.7	0.925	1.00	92	mg/L

475 East Greg Street Suite #119
Sparks, NV 89431 (775) 355-0202
EPA Lab ID: NV00925 - ELAP No: 2523

1084 Lamoille Hwy
Elko, NV 89801 (775) 777-9933
EPA Lab ID: NV00926

3230 Polaris Ave #4
Las Vegas, NV 89102 (702) 475-8899
EPA Lab ID: NV00932

QCBatchID	QCType	Parameter	Method	Result	Actual	% Recovery	Units
		Titanium	EPA 200.7	0.935	1.00	94	mg/L
		Vanadium	EPA 200.7	0.911	1.00	91	mg/L
		Zinc	EPA 200.7	0.954	1.00	95	mg/L

QCBatchID	QCType	Parameter	Method	Duplicate Sample	Sample Result	Duplicate Result		Units	RPD
QC12081057	Duplicate	pH	SM 4500-H+ B	1208583-001	8.29	8.32		pH Units	<1%
QC12081057	Duplicate	pH	SM 4500-H+ B	1208588-001	7.13	7.09		pH Units	1 %
QC12081057	Duplicate	pH	SM 4500-H+ B	1208594-007	7.70	7.73		pH Units	<1%
QC12081057	Duplicate	pH	SM 4500-H+ B	1208598-001	5.22	5.40	Q	pH Units	3 %
QC12081057	Duplicate	pH	SM 4500-H+ B	1208600-005	7.30	7.33		pH Units	<1%
QC12081057	Duplicate	pH	SM 4500-H+ B	1208604-004	7.83	7.83		pH Units	<1%
QC12081059	Duplicate	Bicarbonate (HCO3)	SM 2320B	1208583-001	95.8	98.6		mg/L	3 %
		Carbonate (CO3)	SM 2320B	1208583-001	<1.000	<1.000		mg/L	<1%
		Hydroxide (OH)	SM 2320B	1208583-001	<1.000	<1.000		mg/L	<1%
		Total Alkalinity	SM 2320B	1208583-001	78.6	80.8		mg/L as CaCO3	3 %
QC12081059	Duplicate	Bicarbonate (HCO3)	SM 2320B	1208588-001	17.1	16.9		mg/L	1 %
		Carbonate (CO3)	SM 2320B	1208588-001	<1.000	<1.000		mg/L	<1%
		Hydroxide (OH)	SM 2320B	1208588-001	<1.000	<1.000		mg/L	<1%
		Total Alkalinity	SM 2320B	1208588-001	14.0	13.8		mg/L as CaCO3	1 %
QC12081059	Duplicate	Bicarbonate (HCO3)	SM 2320B	1208594-007	145	145		mg/L	<1%
		Carbonate (CO3)	SM 2320B	1208594-007	<1.000	<1.000		mg/L	<1%
		Hydroxide (OH)	SM 2320B	1208594-007	<1.000	<1.000		mg/L	<1%
		Total Alkalinity	SM 2320B	1208594-007	119	119		mg/L as CaCO3	<1%
QC12081059	Duplicate	Bicarbonate (HCO3)	SM 2320B	1208598-001	<1.000	<1.000	Q	mg/L	103 %
		Carbonate (CO3)	SM 2320B	1208598-001	<1.000	<1.000		mg/L	<1%
		Hydroxide (OH)	SM 2320B	1208598-001	<1.000	<1.000		mg/L	<1%
		Total Alkalinity	SM 2320B	1208598-001	<1.000	<1.000	Q	mg/L as CaCO3	103 %
QC12081059	Duplicate	Bicarbonate (HCO3)	SM 2320B	1208600-005	146	147		mg/L	<1%
		Carbonate (CO3)	SM 2320B	1208600-005	<1.000	<1.000		mg/L	<1%
		Hydroxide (OH)	SM 2320B	1208600-005	<1.000	<1.000		mg/L	<1%
		Total Alkalinity	SM 2320B	1208600-005	120	120		mg/L as CaCO3	<1%
QC12081059	Duplicate	Bicarbonate (HCO3)	SM 2320B	1208604-004	194	192		mg/L	1 %
		Carbonate (CO3)	SM 2320B	1208604-004	<1.000	<1.000		mg/L	<1%
		Hydroxide (OH)	SM 2320B	1208604-004	<1.000	<1.000		mg/L	<1%
		Total Alkalinity	SM 2320B	1208604-004	159	158		mg/L as CaCO3	1 %
QC12090131	Duplicate	Total Dissolved Solids (TDS)	SM 2540C	1208583-001	6890	7130		mg/L	3 %
QC12090131	Duplicate	Total Dissolved Solids (TDS)	SM 2540C	1208588-001	1236	1240		mg/L	<1%
QC12090131	Duplicate	Total Dissolved Solids (TDS)	SM 2540C	1208598-001	709	699		mg/L	1 %
QC12090131	Duplicate	Total Dissolved Solids (TDS)	SM 2540C	1208600-006	582	610		mg/L	5 %
QC12090131	Duplicate	Total Dissolved Solids (TDS)	SM 2540C	1208614-003	610	612		mg/L	<1%
QC12090131	Duplicate	Total Dissolved Solids (TDS)	SM 2540C	1208554-008	406	387		mg/L	<1%

QCBatchID	QCType	Parameter	Method	Spike Sample	Sample Result	MS Result	MSD Result	Spike Value	Units	MS % Rec.	MSD % Rec.	RPD

475 East Greg Street Suite #119
Sparks, NV 89431 (775) 355-0202
EPA Lab ID: NV00925 - ELAP No: 2523

1084 Lamoille Hwy
Elko, NV 89801 (775) 777-9933
EPA Lab ID: NV00926

3230 Polaris Ave #4
Las Vegas, NV 89102 (702) 475-8899
EPA Lab ID: NV00932

QC12090001	MS 1	Fluoride	EPA 300.0	1208597-002	<0.100	2.07	2.09	2.00	mg/L	102	103	1 %
QC12090001	MS 2	Fluoride	EPA 300.0	1208599-002	1.85	3.61	3.57	2.00	mg/L	88	86	1 %
QC12090004	MS 1	Chloride	EPA 300.0	1208597-002	<1.000	5.24	5.32	5.00	mg/L	104	105	2 %
QC12090004	MS 2	Chloride	EPA 300.0	1208599-002	<1.000	5.26	5.34	5.00	mg/L	103	105	2 %
QC12090009	MS 1	Nitrite Nitrogen	EPA 300.0	1208597-002	<0.025	0.523	0.532	0.500	mg/L	103	105	2 %
QC12090009	MS 2	Nitrite Nitrogen	EPA 300.0	1208617-001	<0.025	0.514	0.510	0.500	mg/L	101	100	1 %
QC12090012	MS 1	Nitrate Nitrogen	EPA 300.0	1208597-002	<1.000	2.08	2.11	2.00	mg/L	102	104	1 %
QC12090012	MS 2	Nitrate Nitrogen	EPA 300.0	1208617-001	<1.000	2.08	2.09	2.00	mg/L	102	103	<1%
QC12090015	MS 1	Sulfate	EPA 300.0	1208597-002	<1.000	10.6	10.7	10.0	mg/L	99	101	1 %
QC12090015	MS 2	Sulfate	EPA 300.0	1208617-001	4.02	15.1	15.0	10.0	mg/L	111	110	1 %
QC12090114	MS 1	Uranium, Dissolved	EPA 200.8	1208594-007	<0.0050	0.0119	0.0121	0.010	mg/L	89	92	2 %
		Mercury, Dissolved	EPA 200.8	1208594-007	<0.00010	0.000976	0.001002	0.001	mg/L	96	99	3 %
		Antimony, Dissolved	EPA 200.8	1208594-007	<0.0025	0.0097	0.0097	0.010	mg/L	89	88	<1%
		Arsenic, Dissolved	EPA 200.8	1208594-007	0.0211	0.0661	0.0674	0.050	mg/L	90	93	2 %
		Lead, Dissolved	EPA 200.8	1208594-007	<0.0025	0.0090	0.0092	0.010	mg/L	85	87	2 %
		Selenium, Dissolved	EPA 200.8	1208594-007	<0.0050	0.0390	0.0396	0.050	mg/L	78	79	2 %
		Thallium, Dissolved	EPA 200.8	1208594-007	<0.0010	0.0081	0.0083	0.010	mg/L	81	83	2 %
QC12090165	MS 1	Aluminum, Dissolved	EPA 200.7	1208594-007	<0.045	0.979	0.895	1.00	mg/L	97	88	9 %
		Barium, Dissolved	EPA 200.7	1208594-007	<0.010	0.974	0.894	1.00	mg/L	97	89	9 %
		Beryllium, Dissolved	EPA 200.7	1208594-007	<0.001	0.954	0.872	1.00	mg/L	95	87	9 %
		Bismuth, Dissolved	EPA 200.7	1208594-007	<0.100	0.997	0.919	1.00	mg/L	97	90	8 %
		Boron, Dissolved	EPA 200.7	1208594-007	0.269	1.21	1.14	1.00	mg/L	94	87	6 %
		Cadmium, Dissolved	EPA 200.7	1208594-007	<0.001	0.958	0.881	1.00	mg/L	96	88	8 %
		Calcium, Dissolved	EPA 200.7	1208594-007	26.2	35.7	34.8	10.0	mg/L	95	86	3 %
		Chromium, Dissolved	EPA 200.7	1208594-007	<0.005	0.950	0.868	1.00	mg/L	95	87	9 %
		Cobalt, Dissolved	EPA 200.7	1208594-007	<0.010	0.959	0.879	1.00	mg/L	96	88	9 %
		Copper, Dissolved	EPA 200.7	1208594-007	<0.050	4.96	4.58	5.00	mg/L	99	91	8 %
		Gallium, Dissolved	EPA 200.7	1208594-007	<0.100	0.974	0.890	1.00	mg/L	97	89	9 %
		Iron, Dissolved	EPA 200.7	1208594-007	<0.010	1.02	0.935	1.00	mg/L	101	93	9 %
		Lithium, Dissolved	EPA 200.7	1208594-007	<0.100	1.00	0.920	1.00	mg/L	96	88	8 %
		Magnesium, Dissolved	EPA 200.7	1208594-007	1.69	11.5	10.6	10.0	mg/L	98	89	8 %
		Manganese, Dissolved	EPA 200.7	1208594-007	<0.005	0.939	0.860	1.00	mg/L	95	87	9 %
		Molybdenum, Dissolved	EPA 200.7	1208594-007	0.013	0.917	0.917	1.00	mg/L	90	90	<1%
		Nickel, Dissolved	EPA 200.7	1208594-007	<0.010	4.71	4.32	5.00	mg/L	94	86	9 %
		Phosphorus, Dissolved	EPA 200.7	1208594-007	<0.500	4.85	4.43	5.00	mg/L	96	88	9 %
		Potassium, Dissolved	EPA 200.7	1208594-007	1.89	12.1	11.1	10.0	mg/L	102	92	9 %
		Scandium, Dissolved	EPA 200.7	1208594-007	<0.100	0.973	0.892	1.00	mg/L	97	89	9 %
		Silver, Dissolved	EPA 200.7	1208594-007	<0.005	0.088	0.080	0.090	mg/L	98	90	10 %
		Sodium, Dissolved	EPA 200.7	1208594-007	52.2	62.6	60.0	10.0	mg/L	104	78	4 %
		Strontium, Dissolved	EPA 200.7	1208594-007	0.226	1.24	1.13	1.00	mg/L	101	90	9 %
		Tin, Dissolved	EPA 200.7	1208594-007	<0.100	0.863	0.862	1.00	mg/L	88	88	<1%
		Titanium, Dissolved	EPA 200.7	1208594-007	<0.100	0.925	0.926	1.00	mg/L	92	92	<1%
		Vanadium, Dissolved	EPA 200.7	1208594-007	<0.010	0.984	0.901	1.00	mg/L	98	90	9 %
		Zinc, Dissolved	EPA 200.7	1208594-007	0.010	1.00	0.918	1.00	mg/L	99	91	9 %

475 East Greg Street Suite #119
Sparks, NV 89431 (775) 355-0202
EPA Lab ID: NV00925 - ELAP No: 2523

1084 Lamoille Hwy
Elko, NV 89801 (775) 777-9933
EPA Lab ID: NV00926

3230 Polaris Ave #4
Las Vegas, NV 89102 (702) 475-8899
EPA Lab ID: NV00932

WETLAB
WESTERN ENVIRONMENTAL TESTING LABORATORY
Specializing in Soil, Hazardous Waste and Water Analysis.
475 E. Greg Street #119 | Sparks, Nevada 89431
tel (775) 355-0202 | fax (775) 355-0817 | www.WETLaboratory.com

Lab Number 1208599
Report Due Date: 9/14/12
Page 1 of 1

Client McClelland Laboratories, Inc.
Address 1016 Greg Street
City, State & Zip Sparks, NV 89431
Contact Gene McClelland
Phone 775-356-1300 | Collector's Name Robert
Fax 775-356-8917 | Project Name
P.O. Number | Project Number 3438
Email mli@mettest.com

Turnaround Time: Standard | 5 Day | 3 Day | Other

Billing Address (if different than Client Address):
Company
Address
City, State & Zip
Contact
Phone
Fax
Email

Additional Information

Fax Results	Y	N	To: Client	Billing
Email Results	Y	N	To: Client	Billing
Compliance Monitoring	Y	N		
Fax Results to State EPA	Y	N		

Sample Type Codes

DW = Drinking Water	SD = Solid
WW = Wastewater	SO = Soil
SW = Surface Water	HW = Hazardous Waste
MW = Monitoring Well	OTHER:

SAMPLE ID/LOCATION		DATE	TIME	SAMPLE TYPE	No. OF CONTAINERS	Analyses Requested: Profile II w/o Wad	Uranium	Spl. No.
CF-11-02 (0-27)	Wk:16	08/30/12	9:00	ww	2	X	X	1
CF-11-02 (367-408)	↓	↓	↓	↓	↓	↓	↓	2

Instructions/Comments/Special Requirements:

SAMPLE RECEIPT	DATE	TIME	Samples Relinquished By	Samples Received By
Temperature 22.6 °C	8/30	3:20		
Custody Seals Intact? Y N (None)				
Number of Containers 4				

WETLAB's Standard Terms and Conditions apply unless written agreements specify otherwise. Payment terms are Net 30.

To the maximum extent permitted by law, the Client agrees to limit the liability of WETLAB for the Client's damages to the total compensation received, unless other agreements are made in writing. This limitation shall apply regardless of the cause of action or legal theory pled or asserted.

8/16/2012

McClelland Laboratory
1016 Greg Street
Sparks, NV 89431
Attn: Gene McClelland

OrderID: *1208040*

Dear: Gene McClelland

This is to transmit the attached analytical report. The analytical data and information contained therein was generated using specified or selected methods contained in references, such as Standard Methods for the Examination of Water and Wastewater, 18th & 19th editions, Methods for Determination of Organic Compounds in Drinking Water, EPA-600/4-79-020, and Test Methods for Evaluation of Solid Waste, Physical/Chemical Methods (SW846) Third Edition.

The samples were received by WETLAB-Western Environmental Testing Laboratory in good condition on 8/2/2012. Additional comments are located on page 2 of this report.

If you should have any questions or comments regarding this report, please do not hesitate to call.

Sincerely,

Andy Smith
QA Manager

SPARKS
475 E. Greg Street, Suite 119
Sparks, Nevada 89431
tel (775) 355-0202
fax (775) 355-0817

ELKO
1084 Lamoille Hwy.
Elko, Nevada 89801
tel (775) 777-9933
fax (775) 777-9933

LAS VEGAS
3230 Polaris Ave., Suite 4
Las Vegas, Nevada 89102
tel (702) 475-8899
fax (702) 776-6152

Western Environmental Testing Laboratory
Report Comments

McClelland Laboratory - 1208040

General Comments

None

Specific Comments

Due to the sample matrix it was necessary to analyze the following at a dilution:
1208040-001 Iron
1208040-002 Iron
The reporting limits have been adjusted accordingly.

Data Qualifier Legend

B	-- Blank contamination: Analyte detected above the method reporting limit in an associated blank
HT	-- Sample held beyond the accepted holding time
J	-- The reported value is between the laboratory method detection limit and the laboratory practical quantitation limit
M	-- Reported value is estimated; The sample matrix interfered with the analysis
N	-- There was insufficient sample available to perform a spike and/or duplicate on this analytical batch.
NC	-- Not calculated due to matrix interference
Q	-- Reported value is estimated; The value failed to meet QC criteria for either precision or accuracy
S	-- Surrogate recovery was outside of laboratory acceptance limits due to matrix interference. The associated blank and LCS surrogate recovery was within acceptance limits.
SC	-- Spike recovery not calculated. Sample concentration >4X the spike amount; therefore, the spike could not be adequately recovered.

475 East Greg Street Suite #119
Sparks, NV 89431 (775) 355-0202
EPA Lab ID: NV00925 - ELAP No: 2523

1084 Lamoille Hwy
Elko, NV 89801 (775) 777-9933
EPA Lab ID: NV00926

3230 Polaris Ave #4
Las Vegas, NV 89102 (702) 475-8899
EPA Lab ID: NV00932

Western Environmental Testing Laboratory
Analytical Report

McClelland Laboratory
1016 Greg Street
Sparks, NV 89431
Attn: Gene McClelland
Phone: (775) 356-1300 **Fax:** (775) 356-8917
PO\Project: *3438*

Date Printed: 8/16/2012
OrderID: *1208040*

Customer Sample ID: CF-11-02 (0-27) WK12
WETLAB Sample ID: 1208040-001

Collect Date/Time: 8/2/2012 09:00
Receive Date: 8/2/2012 15:05

PROFILE II

Parameter	Method	Results	Units	Reporting Limit	Date Analyzed
pH	SM 4500-H+ B	7.79	pH Units		8/2/2012
Bicarbonate (HCO3)	SM 2320B	52	mg/L	1.0	8/2/2012
Carbonate (CO3)	SM 2320B	<1.0	mg/L	1.0	8/2/2012
Hydroxide (OH)	SM 2320B	<1.0	mg/L	1.0	8/2/2012
Total Alkalinity	SM 2320B	43	mg/L as CaCO3	1.0	8/2/2012
Chloride	EPA 300.0	<1.00	mg/L	1.00	8/3/2012
Fluoride	EPA 300.0	0.93	mg/L	0.10	8/3/2012
Sulfate	EPA 300.0	24	mg/L	1.0	8/3/2012
Nitrate Nitrogen	EPA 300.0	<1.0	mg/L	1.0	8/3/2012
Nitrite Nitrogen	EPA 300.0	<0.025	mg/L	0.025	8/3/2012
Total Dissolved Solids (TDS)	SM 2540C	120	mg/L	10	8/7/2012
Aluminum	EPA 200.7	<0.045	mg/L	0.045	8/15/2012
Barium	EPA 200.7	<0.010	mg/L	0.010	8/15/2012
Beryllium	EPA 200.7	<0.0010	mg/L	0.0010	8/15/2012
Bismuth	EPA 200.7	<0.10	mg/L	0.10	8/15/2012
Boron	EPA 200.7	<0.10	mg/L	0.10	8/15/2012
Cadmium	EPA 200.7	<0.0010	mg/L	0.0010	8/15/2012
Calcium	EPA 200.7	20	mg/L	0.50	8/15/2012
Chromium	EPA 200.7	<0.0050	mg/L	0.0050	8/15/2012
Cobalt	EPA 200.7	<0.010	mg/L	0.010	8/15/2012
Copper	EPA 200.7	<0.050	mg/L	0.050	8/15/2012
Gallium	EPA 200.7	<0.10	mg/L	0.10	8/15/2012
Iron	EPA 200.7	<0.050	mg/L	0.050	8/15/2012
Lithium	EPA 200.7	<0.10	mg/L	0.10	8/15/2012
Magnesium	EPA 200.7	3.7	mg/L	0.50	8/15/2012
Manganese	EPA 200.7	0.035	mg/L	0.0050	8/15/2012
Molybdenum	EPA 200.7	<0.010	mg/L	0.010	8/15/2012

Customer Sample ID: CF-11-02 (0-27) WK12
WETLAB Sample ID: 1208040-001
Collect Date/Time: 8/2/2012 09:00
Receive Date: 8/2/2012 15:05

PROFILE II

Parameter	Method	Results	Units	Reporting Limit	Date Analyzed
Nickel	EPA 200.7	<0.010	mg/L	0.010	8/15/2012
Phosphorus	EPA 200.7	<0.50	mg/L	0.50	8/15/2012
Potassium	EPA 200.7	3.5	mg/L	0.50	8/15/2012
Scandium	EPA 200.7	<0.10	mg/L	0.10	8/15/2012
Silver	EPA 200.7	<0.0050	mg/L	0.0050	8/15/2012
Sodium	EPA 200.7	0.72	mg/L	0.50	8/15/2012
Strontium	EPA 200.7	0.18	mg/L	0.10	8/15/2012
Tin	EPA 200.7	<0.10	mg/L	0.10	8/15/2012
Titanium	EPA 200.7	<0.10	mg/L	0.10	8/15/2012
Vanadium	EPA 200.7	<0.010	mg/L	0.010	8/15/2012
Zinc	EPA 200.7	<0.010	mg/L	0.010	8/15/2012
Mercury	EPA 200.8	<0.00010	mg/L	0.00010	8/15/2012
Antimony	EPA 200.8	<0.0025	mg/L	0.0025	8/15/2012
Arsenic	EPA 200.8	<0.0050	mg/L	0.0050	8/15/2012
Lead	EPA 200.8	<0.0025	mg/L	0.0025	8/15/2012
Selenium	EPA 200.8	<0.0050	mg/L	0.0050	8/15/2012
Thallium	EPA 200.8	<0.0010	mg/L	0.0010	8/15/2012
Uranium	EPA 200.8	0.0067	mg/L	0.0050	8/15/2012
Anions	Calculation	1.40	meq/L	0.10	
Cations	Calculation	1.42	meq/L	0.10	
Error	Calculation	<1.0	%	1.0	

Customer Sample ID: CF-11-02 (367-408) WK:12
WETLAB Sample ID: 1208040-002
Collect Date/Time: 8/2/2012 09:00
Receive Date: 8/2/2012 15:05

PROFILE II

Parameter	Method	Results	Units	Reporting Limit	Date Analyzed
pH	SM 4500-H+ B	7.36	pH Units		8/2/2012
Bicarbonate (HCO3)	SM 2320B	40	mg/L	1.0	8/2/2012
Carbonate (CO3)	SM 2320B	<1.0	mg/L	1.0	8/2/2012
Hydroxide (OH)	SM 2320B	<1.0	mg/L	1.0	8/2/2012
Total Alkalinity	SM 2320B	33	mg/L as CaCO3	1.0	8/2/2012
Chloride	EPA 300.0	<1.00	mg/L	1.00	8/3/2012
Fluoride	EPA 300.0	0.87	mg/L	0.10	8/3/2012
Sulfate	EPA 300.0	18	mg/L	1.0	8/3/2012
Nitrate Nitrogen	EPA 300.0	<1.0	mg/L	1.0	8/3/2012
Nitrite Nitrogen	EPA 300.0	<0.025	mg/L	0.025	8/3/2012
Total Dissolved Solids (TDS)	SM 2540C	80	mg/L	10	8/7/2012
Aluminum	EPA 200.7	0.089	mg/L	0.045	8/15/2012

475 East Greg Street Suite #119
Sparks, NV 89431 (775) 355-0202
EPA Lab ID: NV00925 - ELAP No: 2523

1084 Lamoille Hwy
Elko, NV 89801 (775) 777-9933
EPA Lab ID: NV00926

3230 Polaris Ave #4
Las Vegas, NV 89102 (702) 475-8899
EPA Lab ID: NV00932

Customer Sample ID: CF-11-02 (367-408) WK:12
WETLAB Sample ID: 1208040-002

Collect Date/Time: 8/2/2012 09:00
Receive Date: 8/2/2012 15:05

PROFILE II

Parameter	Method	Results	Units	Reporting Limit	Date Analyzed
Barium	EPA 200.7	<0.010	mg/L	0.010	8/15/2012
Beryllium	EPA 200.7	<0.0010	mg/L	0.0010	8/15/2012
Bismuth	EPA 200.7	<0.10	mg/L	0.10	8/15/2012
Boron	EPA 200.7	<0.10	mg/L	0.10	8/15/2012
Cadmium	EPA 200.7	<0.0010	mg/L	0.0010	8/15/2012
Calcium	EPA 200.7	15	mg/L	0.50	8/15/2012
Chromium	EPA 200.7	<0.0050	mg/L	0.0050	8/15/2012
Cobalt	EPA 200.7	<0.010	mg/L	0.010	8/15/2012
Copper	EPA 200.7	<0.050	mg/L	0.050	8/15/2012
Gallium	EPA 200.7	<0.10	mg/L	0.10	8/15/2012
Iron	EPA 200.7	<0.050	mg/L	0.050	8/15/2012
Lithium	EPA 200.7	<0.10	mg/L	0.10	8/15/2012
Magnesium	EPA 200.7	1.3	mg/L	0.50	8/15/2012
Manganese	EPA 200.7	0.019	mg/L	0.0050	8/15/2012
Molybdenum	EPA 200.7	<0.010	mg/L	0.010	8/15/2012
Nickel	EPA 200.7	<0.010	mg/L	0.010	8/15/2012
Phosphorus	EPA 200.7	<0.50	mg/L	0.50	8/15/2012
Potassium	EPA 200.7	2.9	mg/L	0.50	8/15/2012
Scandium	EPA 200.7	<0.10	mg/L	0.10	8/15/2012
Silver	EPA 200.7	<0.0050	mg/L	0.0050	8/15/2012
Sodium	EPA 200.7	0.78	mg/L	0.50	8/15/2012
Strontium	EPA 200.7	0.18	mg/L	0.10	8/15/2012
Tin	EPA 200.7	<0.10	mg/L	0.10	8/15/2012
Titanium	EPA 200.7	<0.10	mg/L	0.10	8/15/2012
Vanadium	EPA 200.7	<0.010	mg/L	0.010	8/15/2012
Zinc	EPA 200.7	<0.010	mg/L	0.010	8/15/2012
Mercury	EPA 200.8	<0.00010	mg/L	0.00010	8/15/2012
Antimony	EPA 200.8	<0.0025	mg/L	0.0025	8/15/2012
Arsenic	EPA 200.8	<0.0050	mg/L	0.0050	8/15/2012
Lead	EPA 200.8	<0.0025	mg/L	0.0025	8/15/2012
Selenium	EPA 200.8	<0.0050	mg/L	0.0050	8/15/2012
Thallium	EPA 200.8	<0.0010	mg/L	0.0010	8/15/2012
Uranium	EPA 200.8	<0.0050	mg/L	0.0050	8/15/2012
Anions	Calculation	1.08	meq/L	0.10	
Cations	Calculation	0.97	meq/L	0.10	
Error	Calculation	5.0	%	1.0	

475 East Greg Street Suite #119
Sparks, NV 89431 (775) 355-0202
EPA Lab ID: NV00925 - ELAP No: 2523

1084 Lamoille Hwy
Elko, NV 89801 (775) 777-9933
EPA Lab ID: NV00926

3230 Polaris Ave #4
Las Vegas, NV 89102 (702) 475-8899
EPA Lab ID: NV00932

Western Environmental Testing Laboratory
QC Report

QCBatchID	QCType	Parameter	Method	Result	Units
QC12080190	Blank 1	Fluoride	EPA 300.0	<0.10	mg/L
QC12080190	Blank 2	Fluoride	EPA 300.0	<0.10	mg/L
QC12080190	Blank 3	Fluoride	EPA 300.0	<0.10	mg/L
QC12080194	Blank 1	Chloride	EPA 300.0	<1.0	mg/L
QC12080194	Blank 2	Chloride	EPA 300.0	<1.0	mg/L
QC12080194	Blank 3	Chloride	EPA 300.0	<1.0	mg/L
QC12080198	Blank 1	Nitrite Nitrogen	EPA 300.0	<0.025	mg/L
QC12080198	Blank 2	Nitrite Nitrogen	EPA 300.0	<0.025	mg/L
QC12080198	Blank 3	Nitrite Nitrogen	EPA 300.0	<0.025	mg/L
QC12080201	Blank 1	Nitrate Nitrogen	EPA 300.0	<1.0	mg/L
QC12080201	Blank 2	Nitrate Nitrogen	EPA 300.0	<1.0	mg/L
QC12080201	Blank 3	Nitrate Nitrogen	EPA 300.0	<1.0	mg/L
QC12080205	Blank 1	Sulfate	EPA 300.0	<1.0	mg/L
QC12080205	Blank 2	Sulfate	EPA 300.0	<1.0	mg/L
QC12080205	Blank 3	Sulfate	EPA 300.0	<1.0	mg/L
QC12080321	Blank 1	Total Dissolved Solids (TDS)	SM 2540C	<10	mg/L
QC12080456	Blank 1	Aluminum, Dissolved	EPA 200.7	<0.045	mg/L
		Barium, Dissolved	EPA 200.7	<0.010	mg/L
		Beryllium, Dissolved	EPA 200.7	<0.0010	mg/L
		Bismuth, Dissolved	EPA 200.7	<0.10	mg/L
		Boron, Dissolved	EPA 200.7	<0.10	mg/L
		Cadmium, Dissolved	EPA 200.7	<0.0010	mg/L
		Calcium, Dissolved	EPA 200.7	<0.50	mg/L
		Chromium, Dissolved	EPA 200.7	<0.0050	mg/L
		Cobalt, Dissolved	EPA 200.7	<0.010	mg/L
		Copper, Dissolved	EPA 200.7	<0.050	mg/L
		Gallium, Dissolved	EPA 200.7	<0.10	mg/L
		Iron, Dissolved	EPA 200.7	<0.010	mg/L
		Lithium, Dissolved	EPA 200.7	<0.10	mg/L
		Magnesium, Dissolved	EPA 200.7	<0.50	mg/L
		Manganese, Dissolved	EPA 200.7	<0.0050	mg/L
		Molybdenum, Dissolved	EPA 200.7	<0.010	mg/L
		Nickel, Dissolved	EPA 200.7	<0.010	mg/L
		Phosphorus, Dissolved	EPA 200.7	<0.50	mg/L
		Potassium, Dissolved	EPA 200.7	<0.50	mg/L
		Scandium, Dissolved	EPA 200.7	<0.10	mg/L
		Silver, Dissolved	EPA 200.7	<0.0050	mg/L
		Sodium, Dissolved	EPA 200.7	<0.50	mg/L
		Strontium, Dissolved	EPA 200.7	<0.10	mg/L
		Tin, Dissolved	EPA 200.7	<0.10	mg/L
		Titanium, Dissolved	EPA 200.7	<0.10	mg/L
		Vanadium, Dissolved	EPA 200.7	<0.010	mg/L
		Zinc, Dissolved	EPA 200.7	<0.010	mg/L
QC12080495	Blank 1	Uranium, Dissolved	EPA 200.8	<0.0050	mg/L
		Mercury, Dissolved	EPA 200.8	<0.00010	mg/L
		Antimony, Dissolved	EPA 200.8	<0.0025	mg/L
		Arsenic, Dissolved	EPA 200.8	<0.0050	mg/L

475 East Greg Street Suite #119
Sparks, NV 89431 (775) 355-0202
EPA Lab ID: NV00925 - ELAP No: 2523

1084 Lamoille Hwy
Elko, NV 89801 (775) 777-9933
EPA Lab ID: NV00926

3230 Polaris Ave #4
Las Vegas, NV 89102 (702) 475-8899
EPA Lab ID: NV00932

QCBatchID	QCType	Parameter	Method	Result	Units
		Lead, Dissolved	EPA 200.8	<0.0025	mg/L
		Selenium, Dissolved	EPA 200.8	<0.0050	mg/L
		Thallium, Dissolved	EPA 200.8	<0.0010	mg/L

QCBatchID	QCType	Parameter	Method	Result	Actual	% Recovery	Units
QC12080149	LCS 1	pH	SM 4500-H+ B	6.98	7.00	100	pH Units
QC12080149	LCS 2	pH	SM 4500-H+ B	6.99	7.00	100	pH Units
QC12080151	LCS 1	Alkalinity	SM 2320B	101	100	101	mg/L
QC12080151	LCS 2	Alkalinity	SM 2320B	100	100	100	mg/L
QC12080190	LCS 1	Fluoride	EPA 300.0	2.12	2.00	106	mg/L
QC12080194	LCS 1	Chloride	EPA 300.0	10.2	10.0	102	mg/L
QC12080198	LCS 1	Nitrite Nitrogen	EPA 300.0	0.493	0.500	99	mg/L
QC12080201	LCS 1	Nitrate Nitrogen	EPA 300.0	1.95	2.00	97	mg/L
QC12080205	LCS 1	Sulfate	EPA 300.0	23.0	25.0	92	mg/L
QC12080321	LCS 1	Total Dissolved Solids (TDS)	SM 2540C	160	150	107	mg/L
QC12080456	LCS 1	Aluminum	EPA 200.7	0.998	1.00	100	mg/L
		Barium	EPA 200.7	0.975	1.00	98	mg/L
		Beryllium	EPA 200.7	1.01	1.00	101	mg/L
		Bismuth	EPA 200.7	1.02	1.00	102	mg/L
		Boron	EPA 200.7	0.939	1.00	94	mg/L
		Cadmium	EPA 200.7	1.01	1.00	101	mg/L
		Calcium	EPA 200.7	10.1	10.0	101	mg/L
		Chromium	EPA 200.7	0.981	1.00	98	mg/L
		Cobalt	EPA 200.7	1.02	1.00	102	mg/L
		Copper	EPA 200.7	4.83	5.00	97	mg/L
		Gallium	EPA 200.7	0.963	1.00	96	mg/L
		Iron	EPA 200.7	1.01	1.00	101	mg/L
		Lithium	EPA 200.7	0.953	1.00	95	mg/L
		Magnesium	EPA 200.7	10.0	10.0	100	mg/L
		Manganese	EPA 200.7	1.02	1.00	102	mg/L
		Molybdenum	EPA 200.7	0.971	1.00	97	mg/L
		Nickel	EPA 200.7	4.92	5.00	98	mg/L
		Phosphorus	EPA 200.7	5.06	5.00	101	mg/L
		Potassium	EPA 200.7	9.78	10.0	98	mg/L
		Scandium	EPA 200.7	0.961	1.00	96	mg/L
		Silver	EPA 200.7	0.087	0.090	97	mg/L
		Sodium	EPA 200.7	9.66	10.0	97	mg/L
		Strontium	EPA 200.7	0.934	1.00	93	mg/L
		Tin	EPA 200.7	1.02	1.00	102	mg/L
		Titanium	EPA 200.7	0.995	1.00	100	mg/L
		Vanadium	EPA 200.7	0.963	1.00	96	mg/L
		Zinc	EPA 200.7	1.02	1.00	102	mg/L
QC12080495	LCS 1	Mercury	EPA 200.8	0.001145	0.001	114	mg/L
		Antimony	EPA 200.8	0.0094	0.010	94	mg/L
		Arsenic	EPA 200.8	0.0488	0.050	98	mg/L
		Lead	EPA 200.8	0.0098	0.010	98	mg/L
		Selenium	EPA 200.8	0.0457	0.050	91	mg/L
		Thallium	EPA 200.8	0.0096	0.010	96	mg/L
		Uranium	EPA 200.8	0.0093	0.010	93	mg/L

QCBatchID	QCType	Parameter	Method	Duplicate Sample	Sample Result	Duplicate Result	Units	RPD
QC12080149	Duplicate	pH	SM 4500-H+ B	1208030-005	7.00	7.04	pH Units	1 %

475 East Greg Street Suite #119
Sparks, NV 89431 (775) 355-0202
EPA Lab ID: NV00925 - ELAP No: 2523

1084 Lamoille Hwy
Elko, NV 89801 (775) 777-9933
EPA Lab ID: NV00926

3230 Polaris Ave #4
Las Vegas, NV 89102 (702) 475-8899
EPA Lab ID: NV00932

QCBatchID	QCType	Parameter	Method	Duplicate Sample	Sample Result	Duplicate Result	Units	RPD
QC12080149	Duplicate	pH	SM 4500-H+ B	1208032-007	7.15	7.14	pH Units	<1%
QC12080149	Duplicate	pH	SM 4500-H+ B	1208035-009	7.55	7.56	pH Units	<1%
QC12080149	Duplicate	pH	SM 4500-H+ B	1208040-002	7.36	7.39	pH Units	<1%
QC12080151	Duplicate	Bicarbonate (HCO3)	SM 2320B	1208030-005	283	284	mg/L	<1%
		Carbonate (CO3)	SM 2320B	1208030-005	<1.000	<1.000	mg/L	<1%
		Hydroxide (OH)	SM 2320B	1208030-005	<1.000	<1.000	mg/L	<1%
		Total Alkalinity	SM 2320B	1208030-005	232	233	mg/L as CaCO3	<1%
QC12080151	Duplicate	Bicarbonate (HCO3)	SM 2320B	1208032-007	276	275	mg/L	<1%
		Carbonate (CO3)	SM 2320B	1208032-007	<1.000	<1.000	mg/L	<1%
		Hydroxide (OH)	SM 2320B	1208032-007	<1.000	<1.000	mg/L	<1%
		Total Alkalinity	SM 2320B	1208032-007	226	225	mg/L as CaCO3	<1%
QC12080151	Duplicate	Bicarbonate (HCO3)	SM 2320B	1208035-009	160	160	mg/L	<1%
		Carbonate (CO3)	SM 2320B	1208035-009	<1.000	<1.000	mg/L	<1%
		Hydroxide (OH)	SM 2320B	1208035-009	<1.000	<1.000	mg/L	<1%
		Total Alkalinity	SM 2320B	1208035-009	131	131	mg/L as CaCO3	<1%
QC12080151	Duplicate	Bicarbonate (HCO3)	SM 2320B	1208040-002	40.1	38.2	mg/L	5 %
		Carbonate (CO3)	SM 2320B	1208040-002	<1.000	<1.000	mg/L	<1%
		Hydroxide (OH)	SM 2320B	1208040-002	<1.000	<1.000	mg/L	<1%
		Total Alkalinity	SM 2320B	1208040-002	32.8	31.3	mg/L as CaCO3	5 %
QC12080321	Duplicate	Total Dissolved Solids (TDS)	SM 2540C	1208040-001	116	122	mg/L	5 %

QCBatchID	QCType	Parameter	Method	Spike Sample	Sample Result	MS Result	MSD Result	Spike Value	Units	MS % Rec.	MSD % Rec.	RPD
QC12080190	MS 1	Fluoride	EPA 300.0	1208040-002	0.872	2.74	2.80	2.00	mg/L	94	96	2 %
QC12080190	MS 2	Fluoride	EPA 300.0	1208059-001	<0.100	2.33	2.30	2.00	mg/L	112	111	1 %
QC12080194	MS 1	Chloride	EPA 300.0	1208040-002	<1.000	5.24	5.35	5.00	mg/L	103	105	2 %
QC12080194	MS 2	Chloride	EPA 300.0	1208059-001	<1.000	5.69	5.69	5.00	mg/L	104	104	<1%
QC12080198	MS 1	Nitrite Nitrogen	EPA 300.0	1208040-002	<0.025	0.508	0.517	0.500	mg/L	100	102	2 %
QC12080198	MS 2	Nitrite Nitrogen	EPA 300.0	1208070-003	<0.025	0.504	0.497	0.500	mg/L	99	98	1 %
QC12080201	MS 1	Nitrate Nitrogen	EPA 300.0	1208040-002	<1.000	2.01	2.06	2.00	mg/L	99	101	2 %
QC12080201	MS 2	Nitrate Nitrogen	EPA 300.0	1208059-001	<1.000	2.06	2.07	2.00	mg/L	101	101	<1%
QC12080205	MS 1	Sulfate	EPA 300.0	1208040-002	17.8	27.1	27.2	10.0	mg/L	92	94	<1%
QC12080205	MS 2	Sulfate	EPA 300.0	1208059-001	<1.000	10.1	10.1	10.0	mg/L	98	98	<1%
QC12080456	MS 1	Aluminum, Dissolved	EPA 200.7	1208176-003	<0.045	0.953	0.938	1.00	mg/L	93	92	2 %
		Barium, Dissolved	EPA 200.7	1208176-003	<0.010	0.941	0.950	1.00	mg/L	94	95	1 %
		Beryllium, Dissolved	EPA 200.7	1208176-003	<0.001	0.999	1.02	1.00	mg/L	100	102	2 %
		Bismuth, Dissolved	EPA 200.7	1208176-003	<0.100	0.988	0.989	1.00	mg/L	100	100	<1%
		Boron, Dissolved	EPA 200.7	1208176-003	0.208	1.18	1.20	1.00	mg/L	97	99	2 %
		Cadmium, Dissolved	EPA 200.7	1208176-003	<0.001	0.953	0.977	1.00	mg/L	95	98	2 %
		Calcium, Dissolved	EPA 200.7	1208176-003	2.52	12.3	12.4	10.0	mg/L	98	99	1 %
		Chromium, Dissolved	EPA 200.7	1208176-003	<0.005	0.943	0.954	1.00	mg/L	94	95	1 %
		Cobalt, Dissolved	EPA 200.7	1208176-003	<0.010	0.976	0.995	1.00	mg/L	98	100	2 %
		Copper, Dissolved	EPA 200.7	1208176-003	<0.050	5.08	5.05	5.00	mg/L	102	101	1 %
		Gallium, Dissolved	EPA 200.7	1208176-003	<0.100	0.910	0.910	1.00	mg/L	91	91	<1%
		Iron, Dissolved	EPA 200.7	1208176-003	0.012	0.994	0.999	1.00	mg/L	98	99	1 %
		Lithium, Dissolved	EPA 200.7	1208176-003	0.314	1.22	1.22	1.00	mg/L	91	91	<1%
		Magnesium, Dissolved	EPA 200.7	1208176-003	<0.500	9.36	9.59	10.0	mg/L	93	95	2 %

475 East Greg Street Suite #119
Sparks, NV 89431 (775) 355-0202
EPA Lab ID: NV00925 - ELAP No: 2523

1084 Lamoille Hwy
Elko, NV 89801 (775) 777-9933
EPA Lab ID: NV00926

3230 Polaris Ave #4
Las Vegas, NV 89102 (702) 475-8899
EPA Lab ID: NV00932

QCBatchID	QCType	Parameter	Method	Spike Sample	Sample Result	MS Result	MSD Result	Spike Value	Units	MS % Rec.	MSD % Rec.	RPD
		Manganese, Dissolved	EPA 200.7	1208176-003	<0.005	0.993	1.01	1.00	mg/L	99	101	2 %
		Molybdenum, Dissolved	EPA 200.7	1208176-003	0.018	0.963	0.969	1.00	mg/L	95	95	1 %
		Nickel, Dissolved	EPA 200.7	1208176-003	<0.010	4.66	4.73	5.00	mg/L	93	95	1 %
		Phosphorus, Dissolved	EPA 200.7	1208176-003	<0.500	4.88	4.97	5.00	mg/L	97	99	2 %
		Potassium, Dissolved	EPA 200.7	1208176-003	2.59	12.4	12.4	10.0	mg/L	98	98	<1%
		Scandium, Dissolved	EPA 200.7	1208176-003	<0.100	0.963	0.961	1.00	mg/L	96	96	<1%
		Silver, Dissolved	EPA 200.7	1208176-003	<0.005	0.087	0.087	0.090	mg/L	97	97	<1%
		Sodium, Dissolved	EPA 200.7	1208176-003	97.7	105	106	10.0	mg/L	73	83	1 %
		Strontium, Dissolved	EPA 200.7	1208176-003	<0.100	0.882	0.866	1.00	mg/L	88	86	2 %
		Tin, Dissolved	EPA 200.7	1208176-003	<0.100	0.986	0.999	1.00	mg/L	99	100	1 %
		Titanium, Dissolved	EPA 200.7	1208176-003	<0.100	1.01	1.01	1.00	mg/L	101	101	<1%
		Vanadium, Dissolved	EPA 200.7	1208176-003	<0.010	0.955	0.960	1.00	mg/L	95	96	1 %
		Zinc, Dissolved	EPA 200.7	1208176-003	<0.010	0.979	1.01	1.00	mg/L	98	101	3 %
QC12080495	MS 1	Uranium, Dissolved	EPA 200.8	1208175-002	<0.0050	0.0095	0.0095	0.010	mg/L	95	95	<1%
		Mercury, Dissolved	EPA 200.8	1208175-002	<0.00010	0.000952	0.000953	0.001	mg/L	95	95	<1%
		Antimony, Dissolved	EPA 200.8	1208175-002	<0.0025	0.0096	0.0096	0.010	mg/L	93	94	<1%
		Arsenic, Dissolved	EPA 200.8	1208175-002	<0.0050	0.0504	0.0496	0.050	mg/L	97	96	2 %
		Lead, Dissolved	EPA 200.8	1208175-002	<0.0025	0.0084	0.0084	0.010	mg/L	84	84	<1%
		Selenium, Dissolved	EPA 200.8	1208175-002	<0.0050	0.0457	0.0453	0.050	mg/L	87	86	1 %
		Thallium, Dissolved	EPA 200.8	1208175-002	<0.0010	0.0081	0.0081	0.010	mg/L	81	81	<1%

475 East Greg Street Suite #119
Sparks, NV 89431 (775) 355-0202
EPA Lab ID: NV00925 - ELAP No: 2523

1084 Lamoille Hwy
Elko, NV 89801 (775) 777-9933
EPA Lab ID: NV00926

3230 Polaris Ave #4
Las Vegas, NV 89102 (702) 475-8899
EPA Lab ID: NV00932

WETLAB
WESTERN ENVIRONMENTAL TESTING LABORATORY
Specializing in Soil, Hazardous Waste and Water Analysis.
475 E. Greg Street #119 | Sparks, Nevada 89431
tel (775) 355-0202 | fax (775) 355-0817 | www.WETLaboratory.com

Lab Number 1208040
Report Due Date: 8/10/12
Page 1 of 1

Client McClelland Laboratories, Inc.
Address 1016 Greg Street
City, State & Zip Sparks, NV 89431
Contact Gene McClelland
Phone 775-356-1300 | Collector's Name Robert
Fax 775-356-8917 | Project Name
P.O. Number | Project Number 3438
Email mli@mettest.com

Turnaround Time
Standard | 5 Day | Other

Billing Address (if different than Client Address):
Company
Address
City, State & Zip
Contact
Phone
Fax
Email

Additional Information

Fax Results	Y	N	To: Client	Billing
Email Results	Y	N	To: Client	Billing
Compliance Monitoring	Y	N		
Fax Results to State EPA	Y	N		

Sample Type Codes

DW = Drinking Water	SD = Solid
WW = Wastewater	SO = Soil
SW = Surface Water	HW = Hazardous Waste
MW = Monitoring Well	OTHER:

SAMPLE ID/LOCATION		DATE	TIME	SAMPLE TYPE	NO. OF CONTAINERS	Analyses Requested: Profile II w/o Ward	Uranium	Spl. No.
CF-11-02 (0-27)	Wk:12	08/02/12	9:00	WW	2	X	X	1
CF-11-02 (367-408)	↓	↓	↓	↓	↓	↓	↓	2

Instructions/Comments/Special Requirements:

SAMPLE RECEIPT	DATE	TIME	Samples Relinquished By	Samples Received By
Temperature 21.6°C	8/2/12	1505		
Custody Seals Intact? Y N (None)				
Number of Containers 4				

WETLAB'S Standard Terms and Conditions apply unless written agreements specify otherwise. Payment terms are Net 30.

To the maximum extent permitted by law, the Client agrees to limit the liability of WETLAB for the Client's damages to the total compesation received, unless other agreements are made in writing. This limitation shall apply regardless of the cause of action or legal theory pled or asserted.

7/19/2012

McClelland Laboratory
1016 Greg Street
Sparks, NV 89431
Attn: Gene McClelland

OrderID: *1207066*

Dear: Gene McClelland

This is to transmit the attached analytical report. The analytical data and information contained therein was generated using specified or selected methods contained in references, such as Standard Methods for the Examination of Water and Wastewater, 18th & 19th editions, Methods for Determination of Organic Compounds in Drinking Water, EPA-600/4-79-020, and Test Methods for Evaluation of Solid Waste, Physical/Chemical Methods (SW846) Third Edition.

The samples were received by WETLAB-Western Environmental Testing Laboratory in good condition on 7/5/2012. Additional comments are located on page 2 of this report.

If you should have any questions or comments regarding this report, please do not hesitate to call.

Sincerely,

Andy Smith
QA Manager

SPARKS
475 E. Greg Street, Suite 119
Sparks, Nevada 89431
tel (775) 355-0202
fax (775) 355-0817

ELKO
1084 Lamoille Hwy.
Elko, Nevada 89801
tel (775) 777-9933
fax (775) 777-9933

LAS VEGAS
3230 Polaris Ave., Suite 4
Las Vegas, Nevada 89102
tel (702) 475-8899
fax (702) 776-8152

Western Environmental Testing Laboratory
Report Comments

McClelland Laboratory - 1207066

General Comments

None

Specific Comments

Due to the sample matrix it was necessary to analyze the following at a dilution:
1207066-001 Iron
The reporting limits have been adjusted accordingly.

Data Qualifier Legend

B – Blank contamination; Analyte detected above the method reporting limit in an associated blank

HT – Sample held beyond the accepted holding time

J – The reported value is between the laboratory method detection limit and the laboratory practical quantitation limit

M – Reported value is estimated; The sample matrix interfered with the analysis

N – There was insufficient sample available to perform a spike and/or duplicate on this analytical batch.

NC – Not calculated due to matrix interference

Q – Reported value is estimated; The value failed to meet QC criteria for either precision or accuracy

SC – Spike recovery not calculated. Sample concentration >4X the spike amount; therefore, the spike could not be adequately recovered.

475 East Greg Street Suite #119
Sparks, NV 89431 (775) 355-0202
EPA Lab ID: NV00925 - ELAP No: 2523

1084 Lamoille Hwy
Elko, NV 89801 (775) 777-9933
EPA Lab ID: NV00926

3230 Polaris Ave #4
Las Vegas, NV 89102 (702) 475-8899
EPA Lab ID: NV00932

Western Environmental Testing Laboratory
Analytical Report

McClelland Laboratory
1016 Greg Street
Sparks, NV 89431
Attn: Gene McClelland
Phone: (775) 356-1300 **Fax:** (775) 356-8917
PO\Project: *3438*

Date Printed: 7/19/2012
OrderID: *1207066*

Customer Sample ID: CF-11-02 (0-27) WK:8
WETLAB Sample ID: 1207066-001

Collect Date/Time: 7/5/2012 09:00
Receive Date: 7/5/2012 10:00

PROFILE II

Parameter	Method	Results	Units	Reporting Limit	Date Analyzed
pH	SM 4500-H+ B	7.35	pH Units		7/5/2012
Bicarbonate (HCO3)	SM 2320B	96	mg/L	1.0	7/5/2012
Carbonate (CO3)	SM 2320B	<1.0	mg/L	1.0	7/5/2012
Hydroxide (OH)	SM 2320B	<1.0	mg/L	1.0	7/5/2012
Total Alkalinity	SM 2320B	78	mg/L as CaCO3	1.0	7/5/2012
Chloride	EPA 300.0	<1.00	mg/L	1.00	7/5/2012
Fluoride	EPA 300.0	0.86	mg/L	0.10	7/5/2012
Sulfate	EPA 300.0	37	mg/L	1.0	7/5/2012
Nitrate Nitrogen	EPA 300.0	<1.0	mg/L	1.0	7/5/2012
Nitrite Nitrogen	EPA 300.0	<0.025	mg/L	0.025	7/5/2012
Total Dissolved Solids (TDS)	SM 2540C	180	mg/L	10	7/9/2012
Aluminum	EPA 200.7	<0.045	mg/L	0.045	7/11/2012
Barium	EPA 200.7	0.010	mg/L	0.010	7/11/2012
Beryllium	EPA 200.7	<0.0010	mg/L	0.0010	7/11/2012
Bismuth	EPA 200.7	<0.10	mg/L	0.10	7/11/2012
Boron	EPA 200.7	0.20	mg/L	0.10	7/11/2012
Cadmium	EPA 200.7	<0.0010	mg/L	0.0010	7/11/2012
Calcium	EPA 200.7	32	mg/L	0.50	7/11/2012
Chromium	EPA 200.7	<0.0050	mg/L	0.0050	7/11/2012
Cobalt	EPA 200.7	<0.010	mg/L	0.010	7/11/2012
Copper	EPA 200.7	<0.050	mg/L	0.050	7/11/2012
Gallium	EPA 200.7	<0.10	mg/L	0.10	7/11/2012
Iron	EPA 200.7	<0.050	mg/L	0.050	7/16/2012
Lithium	EPA 200.7	<0.10	mg/L	0.10	7/11/2012
Magnesium	EPA 200.7	5.9	mg/L	0.50	7/11/2012
Manganese	EPA 200.7	0.061	mg/L	0.0050	7/11/2012
Molybdenum	EPA 200.7	<0.010	mg/L	0.010	7/11/2012

475 East Greg Street Suite #119
Sparks, NV 89431 (775) 355-0202
EPA Lab ID: NV00925 - ELAP No: 2523

1084 Lamoille Hwy
Elko, NV 89801 (775) 777-9933
EPA Lab ID: NV00926

3230 Polaris Ave #4
Las Vegas, NV 89102 (702) 475-8899
EPA Lab ID: NV00932

Customer Sample ID: CF-11-02 (0-27) WK:8
WETLAB Sample ID: 1207066-001
Collect Date/Time: 7/5/2012 09:00
Receive Date: 7/5/2012 10:00

PROFILE II

Parameter	Method	Results	Units	Reporting Limit	Date Analyzed
Nickel	EPA 200.7	<0.010	mg/L	0.010	7/11/2012
Phosphorus	EPA 200.7	<0.50	mg/L	0.50	7/11/2012
Potassium	EPA 200.7	7.0	mg/L	0.50	7/11/2012
Scandium	EPA 200.7	<0.10	mg/L	0.10	7/11/2012
Silver	EPA 200.7	<0.0050	mg/L	0.0050	7/11/2012
Sodium	EPA 200.7	1.6	mg/L	0.50	7/11/2012
Strontium	EPA 200.7	0.30	mg/L	0.10	7/11/2012
Tin	EPA 200.7	<0.10	mg/L	0.10	7/11/2012
Titanium	EPA 200.7	<0.10	mg/L	0.10	7/11/2012
Vanadium	EPA 200.7	0.011	mg/L	0.010	7/11/2012
Zinc	EPA 200.7	<0.010	mg/L	0.010	7/11/2012
Mercury	EPA 200.8	<0.00010	mg/L	0.00010	7/13/2012
Antimony	EPA 200.8	<0.0025	mg/L	0.0025	7/13/2012
Arsenic	EPA 200.8	<0.0050	mg/L	0.0050	7/13/2012
Lead	EPA 200.8	<0.0025	mg/L	0.0025	7/13/2012
Selenium	EPA 200.8	<0.0050	mg/L	0.0050	7/13/2012
Thallium	EPA 200.8	<0.0010	mg/L	0.0010	7/13/2012
Uranium	EPA 200.8	0.0082	mg/L	0.0050	7/13/2012
Anions	Calculation	2.39	meq/L	0.10	
Cations	Calculation	2.33	meq/L	0.10	
Error	Calculation	1.2	%	1.0	

Customer Sample ID: CF-11-02 (367-408) WK:8
WETLAB Sample ID: 1207066-002
Collect Date/Time: 7/5/2012 09:00
Receive Date: 7/5/2012 10:00

PROFILE II

Parameter	Method	Results	Units	Reporting Limit	Date Analyzed
pH	SM 4500-H+ B	7.45	pH Units		7/5/2012
Bicarbonate (HCO3)	SM 2320B	100	mg/L	1.0	7/5/2012
Carbonate (CO3)	SM 2320B	<1.0	mg/L	1.0	7/5/2012
Hydroxide (OH)	SM 2320B	<1.0	mg/L	1.0	7/5/2012
Total Alkalinity	SM 2320B	84	mg/L as CaCO3	1.0	7/5/2012
Chloride	EPA 300.0	<1.00	mg/L	1.00	7/5/2012
Fluoride	EPA 300.0	0.75	mg/L	0.10	7/5/2012
Sulfate	EPA 300.0	22	mg/L	1.0	7/5/2012
Nitrate Nitrogen	EPA 300.0	<1.0	mg/L	1.0	7/5/2012
Nitrite Nitrogen	EPA 300.0	<0.025	mg/L	0.025	7/5/2012
Total Dissolved Solids (TDS)	SM 2540C	180	mg/L	10	7/9/2012
Aluminum	EPA 200.7	0.13	mg/L	0.045	7/11/2012

475 East Greg Street Suite #119
Sparks, NV 89431 (775) 355-0202
EPA Lab ID: NV00925 - ELAP No: 2523

1084 Lamoille Hwy
Elko, NV 89801 (775) 777-9933
EPA Lab ID: NV00926

3230 Polaris Ave #4
Las Vegas, NV 89102 (702) 475-8899
EPA Lab ID: NV00932

Customer Sample ID: CF-11-02 (367-408) WK:8
WETLAB Sample ID: 1207066-002

Collect Date/Time: 7/5/2012 09:00
Receive Date: 7/5/2012 10:00

PROFILE II

Parameter	Method	Results	Units	Reporting Limit	Date Analyzed
Barium	EPA 200.7	0.017	mg/L	0.010	7/11/2012
Beryllium	EPA 200.7	<0.0010	mg/L	0.0010	7/11/2012
Bismuth	EPA 200.7	<0.10	mg/L	0.10	7/11/2012
Boron	EPA 200.7	0.22	mg/L	0.10	7/11/2012
Cadmium	EPA 200.7	<0.0010	mg/L	0.0010	7/11/2012
Calcium	EPA 200.7	29	mg/L	0.50	7/11/2012
Chromium	EPA 200.7	<0.0050	mg/L	0.0050	7/11/2012
Cobalt	EPA 200.7	<0.010	mg/L	0.010	7/11/2012
Copper	EPA 200.7	<0.050	mg/L	0.050	7/11/2012
Gallium	EPA 200.7	<0.10	mg/L	0.10	7/11/2012
Iron	EPA 200.7	<0.010	mg/L	0.010	7/11/2012
Lithium	EPA 200.7	<0.10	mg/L	0.10	7/11/2012
Magnesium	EPA 200.7	2.7	mg/L	0.50	7/11/2012
Manganese	EPA 200.7	0.020	mg/L	0.0050	7/11/2012
Molybdenum	EPA 200.7	<0.010	mg/L	0.010	7/11/2012
Nickel	EPA 200.7	<0.010	mg/L	0.010	7/11/2012
Phosphorus	EPA 200.7	<0.50	mg/L	0.50	7/11/2012
Potassium	EPA 200.7	6.1	mg/L	0.50	7/11/2012
Scandium	EPA 200.7	<0.10	mg/L	0.10	7/11/2012
Silver	EPA 200.7	<0.0050	mg/L	0.0050	7/11/2012
Sodium	EPA 200.7	1.7	mg/L	0.50	7/11/2012
Strontium	EPA 200.7	0.38	mg/L	0.10	7/11/2012
Tin	EPA 200.7	<0.10	mg/L	0.10	7/11/2012
Titanium	EPA 200.7	<0.10	mg/L	0.10	7/11/2012
Vanadium	EPA 200.7	<0.010	mg/L	0.010	7/11/2012
Zinc	EPA 200.7	<0.010	mg/L	0.010	7/11/2012
Mercury	EPA 200.8	<0.00010	mg/L	0.00010	7/13/2012
Antimony	EPA 200.8	<0.0025	mg/L	0.0025	7/13/2012
Arsenic	EPA 200.8	<0.0050	mg/L	0.0050	7/13/2012
Lead	EPA 200.8	<0.0025	mg/L	0.0025	7/13/2012
Selenium	EPA 200.8	<0.0050	mg/L	0.0050	7/13/2012
Thallium	EPA 200.8	<0.0010	mg/L	0.0010	7/13/2012
Uranium	EPA 200.8	0.0058	mg/L	0.0050	7/13/2012
Anions	Calculation	2.14	meq/L	0.10	
Cations	Calculation	1.91	meq/L	0.10	
Error	Calculation	5.5	%	1.0	

475 East Greg Street Suite #119
Sparks, NV 89431 (775) 355-0202
EPA Lab ID: NV00925 - ELAP No: 2523

1084 Lamoille Hwy
Elko, NV 89801 (775) 777-9933
EPA Lab ID: NV00926

3230 Polaris Ave #4
Las Vegas, NV 89102 (702) 475-8899
EPA Lab ID: NV00932

Western Environmental Testing Laboratory
QC Report

QCBatchID	QCType	Parameter	Method	Result	Units
QC12070201	Blank 1	Fluoride	EPA 300.0	<0.10	mg/L
QC12070201	Blank 2	Fluoride	EPA 300.0	<0.10	mg/L
QC12070202	Blank 1	Chloride	EPA 300.0	<1.0	mg/L
QC12070202	Blank 2	Chloride	EPA 300.0	<1.0	mg/L
QC12070202	Blank 3	Chloride	EPA 300.0	<1.0	mg/L
QC12070203	Blank 1	Nitrite Nitrogen	EPA 300.0	<0.025	mg/L
QC12070203	Blank 2	Nitrite Nitrogen	EPA 300.0	<0.025	mg/L
QC12070203	Blank 3	Nitrite Nitrogen	EPA 300.0	<0.025	mg/L
QC12070205	Blank 1	Nitrate Nitrogen	EPA 300.0	<1.0	mg/L
QC12070205	Blank 2	Nitrate Nitrogen	EPA 300.0	<1.0	mg/L
QC12070205	Blank 3	Nitrate Nitrogen	EPA 300.0	<1.0	mg/L
QC12070207	Blank 1	Sulfate	EPA 300.0	<1.0	mg/L
QC12070207	Blank 2	Sulfate	EPA 300.0	<1.0	mg/L
QC12070360	Blank 1	Total Dissolved Solids (TDS)	SM 2540C	<10	mg/L
QC12070360	Blank 2	Total Dissolved Solids (TDS)	SM 2540C	<10	mg/L
QC12070360	Blank 3	Total Dissolved Solids (TDS)	SM 2540C	<10	mg/L
QC12070393	Blank 1	Aluminum, Dissolved	EPA 200.7	<0.045	mg/L
		Barium, Dissolved	EPA 200.7	<0.010	mg/L
		Beryllium, Dissolved	EPA 200.7	<0.0010	mg/L
		Bismuth, Dissolved	EPA 200.7	<0.10	mg/L
		Boron, Dissolved	EPA 200.7	<0.10	mg/L
		Cadmium, Dissolved	EPA 200.7	<0.0010	mg/L
		Calcium, Dissolved	EPA 200.7	<0.50	mg/L
		Chromium, Dissolved	EPA 200.7	<0.0050	mg/L
		Cobalt, Dissolved	EPA 200.7	<0.010	mg/L
		Copper, Dissolved	EPA 200.7	<0.050	mg/L
		Gallium, Dissolved	EPA 200.7	<0.10	mg/L
		Iron, Dissolved	EPA 200.7	<0.010	mg/L
		Lithium, Dissolved	EPA 200.7	<0.10	mg/L
		Magnesium, Dissolved	EPA 200.7	<0.50	mg/L
		Manganese, Dissolved	EPA 200.7	<0.0050	mg/L
		Molybdenum, Dissolved	EPA 200.7	<0.010	mg/L
		Nickel, Dissolved	EPA 200.7	<0.010	mg/L
		Phosphorus, Dissolved	EPA 200.7	<0.50	mg/L
		Potassium, Dissolved	EPA 200.7	<0.50	mg/L
		Scandium, Dissolved	EPA 200.7	<0.10	mg/L
		Silver, Dissolved	EPA 200.7	<0.0050	mg/L
		Sodium, Dissolved	EPA 200.7	<0.50	mg/L
		Strontium, Dissolved	EPA 200.7	<0.10	mg/L
		Tin, Dissolved	EPA 200.7	<0.10	mg/L
		Titanium, Dissolved	EPA 200.7	<0.10	mg/L
		Vanadium, Dissolved	EPA 200.7	<0.010	mg/L
		Zinc, Dissolved	EPA 200.7	<0.010	mg/L
QC12070469	Blank 1	Uranium, Dissolved	EPA 200.8	<0.0050	mg/L
		Mercury, Dissolved	EPA 200.8	<0.00010	mg/L
		Antimony, Dissolved	EPA 200.8	<0.0025	mg/L
		Arsenic, Dissolved	EPA 200.8	<0.0050	mg/L

475 East Greg Street Suite #119
Sparks, NV 89431 (775) 355-0202
EPA Lab ID: NV00925 - ELAP No: 2523

1084 Lamoille Hwy
Elko, NV 89801 (775) 777-9933
EPA Lab ID: NV00926

3230 Polaris Ave #4
Las Vegas, NV 89102 (702) 475-8899
EPA Lab ID: NV00932

QCBatchID	QCType	Parameter	Method	Result	Units
		Lead, Dissolved	EPA 200.8	<0.0025	mg/L
		Selenium, Dissolved	EPA 200.8	<0.0050	mg/L
		Thallium, Dissolved	EPA 200.8	<0.0010	mg/L

QCBatchID	QCType	Parameter	Method	Result	Actual	% Recovery	Units
QC12070201	LCS 1	Fluoride	EPA 300.0	1.95	2.00	98	mg/L
QC12070202	LCS 1	Chloride	EPA 300.0	10.3	10.0	103	mg/L
QC12070203	LCS 1	Nitrite Nitrogen	EPA 300.0	0.501	0.500	100	mg/L
QC12070205	LCS 1	Nitrate Nitrogen	EPA 300.0	1.98	2.00	99	mg/L
QC12070207	LCS 1	Sulfate	EPA 300.0	24.5	25.0	98	mg/L
QC12070220	LCS 1	pH	SM 4500-H+ B	6.99	7.00	100	pH Units
QC12070220	LCS 2	pH	SM 4500-H+ B	7.00	7.00	100	pH Units
QC12070222	LCS 1	Alkalinity	SM 2320B	100.0	100	100	mg/L
QC12070222	LCS 2	Alkalinity	SM 2320B	101	100	101	mg/L
QC12070222	LCS 3	Alkalinity	SM 2320B	101	100	101	mg/L
QC12070222	LCS 4	Alkalinity	SM 2320B	101	100	101	mg/L
QC12070360	LCS 1	Total Dissolved Solids (TDS)	SM 2540C	153	150	102	mg/L
QC12070360	LCS 2	Total Dissolved Solids (TDS)	SM 2540C	152	150	101	mg/L
QC12070360	LCS 3	Total Dissolved Solids (TDS)	SM 2540C	143	150	95	mg/L
QC12070393	LCS 1	Aluminum	EPA 200.7	1.02	1.00	102	mg/L
		Barium	EPA 200.7	0.955	1.00	96	mg/L
		Beryllium	EPA 200.7	0.924	1.00	92	mg/L
		Bismuth	EPA 200.7	0.968	1.00	97	mg/L
		Boron	EPA 200.7	0.889	1.00	89	mg/L
		Cadmium	EPA 200.7	0.928	1.00	93	mg/L
		Calcium	EPA 200.7	9.14	10.0	91	mg/L
		Chromium	EPA 200.7	0.939	1.00	94	mg/L
		Cobalt	EPA 200.7	0.936	1.00	94	mg/L
		Copper	EPA 200.7	4.76	5.00	95	mg/L
		Gallium	EPA 200.7	0.969	1.00	97	mg/L
		Iron	EPA 200.7	0.933	1.00	93	mg/L
		Lithium	EPA 200.7	0.943	1.00	94	mg/L
		Magnesium	EPA 200.7	9.02	10.0	90	mg/L
		Manganese	EPA 200.7	0.942	1.00	94	mg/L
		Molybdenum	EPA 200.7	0.957	1.00	96	mg/L
		Nickel	EPA 200.7	4.69	5.00	94	mg/L
		Phosphorus	EPA 200.7	4.55	5.00	91	mg/L
		Potassium	EPA 200.7	9.61	10.0	96	mg/L
		Scandium	EPA 200.7	0.952	1.00	95	mg/L
		Silver	EPA 200.7	0.086	0.090	96	mg/L
		Sodium	EPA 200.7	9.62	10.0	96	mg/L
		Strontium	EPA 200.7	0.962	1.00	96	mg/L
		Tin	EPA 200.7	0.910	1.00	91	mg/L
		Titanium	EPA 200.7	0.948	1.00	95	mg/L
		Vanadium	EPA 200.7	0.946	1.00	95	mg/L
		Zinc	EPA 200.7	0.923	1.00	92	mg/L
QC12070469	LCS 1	Mercury	EPA 200.8	0.001044	0.001	104	mg/L
		Antimony	EPA 200.8	0.0093	0.010	93	mg/L
		Arsenic	EPA 200.8	0.0485	0.050	97	mg/L
		Lead	EPA 200.8	0.0095	0.010	95	mg/L
		Selenium	EPA 200.8	0.0446	0.050	89	mg/L
		Thallium	EPA 200.8	0.0093	0.010	93	mg/L
		Uranium	EPA 200.8	0.0092	0.010	92	mg/L

475 East Greg Street Suite #119
Sparks, NV 89431 (775) 355-0202
EPA Lab ID: NV00925 - ELAP No: 2523

1084 Lamoille Hwy
Elko, NV 89801 (775) 777-9933
EPA Lab ID: NV00926

3230 Polaris Ave #4
Las Vegas, NV 89102 (702) 475-8899
EPA Lab ID: NV00932

QCBatchID	QCType	Parameter	Method	Duplicate Sample	Sample Result	Duplicate Result	Units	RPD
QC12070220	Duplicate	pH	SM 4500-H+ B	1207061-001	6.76	6.79	pH Units	<1%
QC12070220	Duplicate	pH	SM 4500-H+ B	1207066-001	7.35	7.41	pH Units	1 %
QC12070220	Duplicate	pH	SM 4500-H+ B	1207079-002	7.24	7.27	pH Units	<1%
QC12070220	Duplicate	pH	SM 4500-H+ B	1207094-001	7.49	7.44	pH Units	1 %
QC12070220	Duplicate	pH	SM 4500-H+ B	1207093-001	7.24	7.19	pH Units	1 %
QC12070222	Duplicate	Bicarbonate (HCO3)	SM 2320B	1207061-001	505	504	mg/L	<1%
		Carbonate (CO3)	SM 2320B	1207061-001	<1.000	<1.000	mg/L	<1%
		Hydroxide (OH)	SM 2320B	1207061-001	<1.000	<1.000	mg/L	<1%
		Total Alkalinity	SM 2320B	1207061-001	414	413	mg/L as CaCO3	<1%
QC12070222	Duplicate	Bicarbonate (HCO3)	SM 2320B	1207066-001	95.5	95.8	mg/L	<1%
		Carbonate (CO3)	SM 2320B	1207066-001	<1.000	<1.000	mg/L	<1%
		Hydroxide (OH)	SM 2320B	1207066-001	<1.000	<1.000	mg/L	<1%
		Total Alkalinity	SM 2320B	1207066-001	78.4	78.6	mg/L as CaCO3	<1%
QC12070222	Duplicate	Bicarbonate (HCO3)	SM 2320B	1207079-002	73.5	74.1	mg/L	1 %
		Carbonate (CO3)	SM 2320B	1207079-002	<1.000	<1.000	mg/L	<1%
		Hydroxide (OH)	SM 2320B	1207079-002	<1.000	<1.000	mg/L	<1%
		Total Alkalinity	SM 2320B	1207079-002	60.3	60.8	mg/L as CaCO3	1 %
QC12070222	Duplicate	Bicarbonate (HCO3)	SM 2320B	1207094-001	186	187	mg/L	<1%
		Carbonate (CO3)	SM 2320B	1207094-001	<1.000	<1.000	mg/L	<1%
		Hydroxide (OH)	SM 2320B	1207094-001	<1.000	<1.000	mg/L	<1%
		Total Alkalinity	SM 2320B	1207094-001	153	153	mg/L as CaCO3	<1%
QC12070222	Duplicate	Bicarbonate (HCO3)	SM 2320B	1207093-001	291	290	mg/L	<1%
		Carbonate (CO3)	SM 2320B	1207093-001	<1.000	<1.000	mg/L	<1%
		Hydroxide (OH)	SM 2320B	1207093-001	<1.000	<1.000	mg/L	<1%
		Total Alkalinity	SM 2320B	1207093-001	238	238	mg/L as CaCO3	<1%
QC12070360	Duplicate	Total Dissolved Solids (TDS)	SM 2540C	1207047-001	103	101	mg/L	2 %
QC12070360	Duplicate	Total Dissolved Solids (TDS)	SM 2540C	1207048-002	248	245	mg/L	1 %
QC12070360	Duplicate	Total Dissolved Solids (TDS)	SM 2540C	1207048-012	69.0	72.0	mg/L	4 %
QC12070360	Duplicate	Total Dissolved Solids (TDS)	SM 2540C	1207069-004	223	223	mg/L	<1%
QC12070360	Duplicate	Total Dissolved Solids (TDS)	SM 2540C	1207080-005	185	179	mg/L	3 %

QCBatchID	QCType	Parameter	Method	Spike Sample	Sample Result	MS Result	MSD Result	Spike Value	Units	MS % Rec.	MSD % Rec.	RPD
QC12070201	MS 1	Fluoride	EPA 300.0	1207066-001	0.859	2.74	2.71	2.00	mg/L	94	93	1 %
QC12070202	MS 1	Chloride	EPA 300.0	1207063-011	179	228	232	5.00	mg/L	100	107	2 %
QC12070202	MS 2	Chloride	EPA 300.0	1207069-005	<1.000	5.50	5.50	5.00	mg/L	106	106	<1%
QC12070203	MS 1	Nitrite Nitrogen	EPA 300.0	1207058-004	<0.025	0.511	0.536	0.500	mg/L	101	106	5 %
QC12070203	MS 2	Nitrite Nitrogen	EPA 300.0	1207066-001	<0.025	0.524	0.527	0.500	mg/L	103	104	1 %
QC12070205	MS 1	Nitrate Nitrogen	EPA 300.0	1207058-004	<1.000	2.01	2.11	2.00	mg/L	99	104	5 %
QC12070205	MS 2	Nitrate Nitrogen	EPA 300.0	1207066-001	<1.000	2.07	2.08	2.00	mg/L	102	103	<1%
QC12070207	MS 1	Sulfate	EPA 300.0	1207066-001	36.8	45.7	45.7	10.0	mg/L	88	89	<1%
QC12070393	MS 1	Aluminum, Dissolved	EPA 200.7	1207138-001	<0.045	0.890	0.911	1.00	mg/L	88	91	2 %
		Barium, Dissolved	EPA 200.7	1207138-001	0.154	1.06	1.09	1.00	mg/L	91	94	3 %
		Beryllium, Dissolved	EPA 200.7	1207138-001	<0.001	0.938	0.947	1.00	mg/L	94	95	1 %
		Bismuth, Dissolved	EPA 200.7	1207138-001	<0.100	0.909	0.913	1.00	mg/L	92	93	<1%

475 East Greg Street Suite #119
Sparks, NV 89431 (775) 355-0202
EPA Lab ID: NV00925 - ELAP No: 2523

1084 Lamoille Hwy
Elko, NV 89801 (775) 777-9933
EPA Lab ID: NV00926

3230 Polaris Ave #4
Las Vegas, NV 89102 (702) 475-8899
EPA Lab ID: NV00932

QCBatchID	QCType	Parameter	Method	Spike Sample	Sample Result		MS Result	MSD Result	Spike Value	Units	MS % Rec.	MSD % Rec.	RPD
		Boron, Dissolved	EPA 200.7	1207138-001	0.661		1.56	1.62	1.00	mg/L	90	96	4 %
		Cadmium, Dissolved	EPA 200.7	1207138-001	<0.001		0.915	0.940	1.00	mg/L	92	94	3 %
		Calcium, Dissolved	EPA 200.7	1207138-001	89.9		98.4	102	10.0	mg/L	85	121	4 %
		Chromium, Dissolved	EPA 200.7	1207138-001	<0.005		0.910	0.936	1.00	mg/L	91	94	3 %
		Cobalt, Dissolved	EPA 200.7	1207138-001	<0.010		0.898	0.923	1.00	mg/L	90	92	3 %
		Copper, Dissolved	EPA 200.7	1207138-001	<0.050		4.61	4.69	5.00	mg/L	92	94	2 %
		Gallium, Dissolved	EPA 200.7	1207138-001	<0.100		0.897	0.923	1.00	mg/L	90	92	3 %
		Iron, Dissolved	EPA 200.7	1207138-001	0.132		1.06	1.08	1.00	mg/L	93	95	2 %
		Lithium, Dissolved	EPA 200.7	1207138-001	0.280		1.18	1.19	1.00	mg/L	90	91	1 %
		Magnesium, Dissolved	EPA 200.7	1207138-001	22.3		30.1	31.5	10.0	mg/L	78	92	5 %
		Manganese, Dissolved	EPA 200.7	1207138-001	<0.005		0.887	0.910	1.00	mg/L	90	93	3 %
		Molybdenum, Dissolved	EPA 200.7	1207138-001	<0.010		0.959	0.967	1.00	mg/L	96	97	1 %
		Nickel, Dissolved	EPA 200.7	1207138-001	<0.010		4.48	4.61	5.00	mg/L	90	92	3 %
		Phosphorus, Dissolved	EPA 200.7	1207138-001	<0.500		4.82	4.94	5.00	mg/L	96	98	2 %
		Potassium, Dissolved	EPA 200.7	1207138-001	19.7		28.7	29.6	10.0	mg/L	90	99	3 %
		Scandium, Dissolved	EPA 200.7	1207138-001	<0.100		0.935	0.945	1.00	mg/L	94	94	1 %
		Silver, Dissolved	EPA 200.7	1207138-001	<0.005		0.080	0.080	0.090	mg/L	89	90	<1%
		Sodium, Dissolved	EPA 200.7	1207138-001	65.1		73.8	77.5	10.0	mg/L	87	124	5 %
		Strontium, Dissolved	EPA 200.7	1207138-001	0.624		1.54	1.60	1.00	mg/L	92	98	4 %
		Tin, Dissolved	EPA 200.7	1207138-001	<0.100		0.904	0.916	1.00	mg/L	93	94	1 %
		Titanium, Dissolved	EPA 200.7	1207138-001	<0.100		0.954	0.951	1.00	mg/L	95	95	<1%
		Vanadium, Dissolved	EPA 200.7	1207138-001	0.028		0.961	0.988	1.00	mg/L	93	96	3 %
		Zinc, Dissolved	EPA 200.7	1207138-001	<0.010		0.932	0.964	1.00	mg/L	93	96	3 %
QC12070469	MS 1	Uranium, Dissolved	EPA 200.8	1207138-001	<0.0050		0.0093	0.0093	0.010	mg/L	93	93	<1%
		Mercury, Dissolved	EPA 200.8	1207138-001	0.000197		0.001111	0.001134	0.001	mg/L	91	94	2 %
		Antimony, Dissolved	EPA 200.8	1207138-001	<0.0025		0.0101	0.0101	0.010	mg/L	91	91	<1%
		Arsenic, Dissolved	EPA 200.8	1207138-001	0.0900		0.1326	0.1325	0.050	mg/L	85	85	<1%
		Lead, Dissolved	EPA 200.8	1207138-001	<0.0025		0.0085	0.0085	0.010	mg/L	85	85	<1%
		Selenium, Dissolved	EPA 200.8	1207138-001	<0.0050	M	0.0333	0.0330	0.050	mg/L	NC	NC	NC
		Thallium, Dissolved	EPA 200.8	1207138-001	<0.0010		0.0086	0.0086	0.010	mg/L	86	86	<1%

475 East Greg Street Suite #119
Sparks, NV 89431 (775) 355-0202
EPA Lab ID: NV00925 - ELAP No: 2523

1084 Lamoille Hwy
Elko, NV 89801 (775) 777-9933
EPA Lab ID: NV00926

3230 Polaris Ave #4
Las Vegas, NV 89102 (702) 475-8899
EPA Lab ID: NV00932

WETLAB
WESTERN ENVIRONMENTAL TESTING LABORATORY
Specializing in Soil, Hazardous Waste and Water Analysis.
475 E. Greg Street #119 | Sparks, Nevada 89431
tel (775) 355-0202 | fax (775) 355-0817 | www.WETLaboratory.com

Lab Number 1207066 ~~1207066~~ DS
Report Due Date: 7/19/12
Page 1 of 1

Client: McClelland Laboratories, Inc.
Address: 1016 Greg Street
City, State & Zip: Sparks, NV 89431
Contact: Gene McClelland
Phone: 775-356-1300 | Collector's Name: Robert
Fax: 775-356-8917 | Project Name:
P.O. Number: | Project Number: 3438
Email: mli@mettest.com

Turnaround Time: Standard / Rush / Other

Billing Address (if different than Client Address):
Company:
Address:
City, State & Zip:
Contact:
Phone:
Fax:
Email:

Additional Information:
Fax Results: Y N To: Client Billing
Email Results: Y N To: Client Billing
Compliance Monitoring: Y N
Fax Results to State EPA: Y N

Sample Type Codes:
DW = Drinking Water | SD = Solid
WW = Wastewater | SO = Soil
SW = Surface Water | HW = Hazardous Waste
MW = Monitoring Well | OTHER:

SAMPLE ID / LOCATION		DATE	TIME	MATRIX	# CONTAINERS	Profile II w/o Wad	Uranium	Spl. No.
CF-11-02 (0-27)	Wk:8	07/05/12	9:00	ww	2	X	X	1
CF-11-02 (367-408)	↓	↓	↓	↓	↓	↓	↓	2

1207 1
066 1

Instructions/Comments/Special Requirements:

SAMPLE RECEIPT	DATE	TIME	Samples Relinquished By	Samples Received By
Temperature 17.1 °C	7-5-12	10:00		
Custody Seals Intact? Y N None				
Number of Containers 4				

WETLAB's Standard Terms and Conditions apply unless superseded by agreements specifically otherwise. Payment terms are net 30 days.

To the maximum extent permitted by law, the Client agrees to limit the liability of WETLAB for the Client's damages to the total compensation received, unless other agreements are made in writing. This limitation shall apply regardless of the cause of action or legal theory pled or asserted.

301.2E

6/27/2012

McClelland Laboratory
1016 Greg Street
Sparks, NV 89431
Attn: Gene McClelland

OrderID: *1206157*

Dear: Gene McClelland

This is to transmit the attached analytical report. The analytical data and information contained therein was generated using specified or selected methods contained in references, such as Standard Methods for the Examination of Water and Wastewater, 18th & 19th editions, Methods for Determination of Organic Compounds in Drinking Water, EPA-600/4-79-020, and Test Methods for Evaluation of Solid Waste, Physical/Chemical Methods (SW846) Third Edition.

The samples were received by WETLAB-Western Environmental Testing Laboratory in good condition on 6/7/2012. Additional comments are located on page 2 of this report.

If you should have any questions or comments regarding this report, please do not hesitate to call.

Sincerely,

Jennifer Delaney
QA Specialist

SPARKS
475 E. Greg Street, Suite 119
Sparks, Nevada 89431
tel (775) 355-0202
fax (775) 355-0817

ELKO
1084 Lamoille Hwy.
Elko, Nevada 89801
tel (775) 777-9933
fax (775) 777-9933

LAS VEGAS
3230 Polaris Ave., Suite 4
Las Vegas, Nevada 89102
tel (702) 475-8899
fax (702) 776-6152

Western Environmental Testing Laboratory
Report Comments

McClelland Laboratory - 1206157

General Comments

None

Specific Comments

None

Data Qualifier Legend

B -- Blank contamination; Analyte detected above the method reporting limit in an associated blank

HT -- Sample held beyond the accepted holding time

J -- The reported value is between the laboratory method detection limit and the laboratory practical quantitation limit

M -- Reported value is estimated; The sample matrix interfered with the analysis

N -- There was insufficient sample available to perform a spike and/or duplicate on this analytical batch.

NC -- Not calculated due to matrix interference

Q -- Reported value is estimated; The value failed to meet QC criteria for either precision or accuracy

SC -- Spike recovery not calculated. Sample concentration >4X the spike amount; therefore, the spike could not be adequately recovered.

475 East Greg Street Suite #119
Sparks, NV 89431 (775) 355-0202
EPA Lab ID: NV00925 - ELAP No: 2523

1084 Lamoille Hwy
Elko, NV 89801 (775) 777-9933
EPA Lab ID: NV00926

3230 Polaris Ave #4
Las Vegas, NV 89102 (702) 475-8899
EPA Lab ID: NV00932

Western Environmental Testing Laboratory
Analytical Report

McClelland Laboratory
1016 Greg Street
Sparks, NV 89431
Attn: Gene McClelland
Phone: (775) 356-1300 **Fax:** (775) 356-8917
PO\Project: *3438*

Date Printed: 6/27/2012
OrderID: *1206157*

Customer Sample ID: CF-11-02 (0-27) Week:4
WETLAB Sample ID: 1206157-001

Collect Date/Time: 6/7/2012 09:00
Receive Date: 6/7/2012 16:15

PROFILE II

Parameter	Method	Results	Units	Reporting Limit	Date Analyzed
pH	SM 4500-H+ B	7.97	pH Units		6/7/2012
Bicarbonate (HCO3)	SM 2320B	78	mg/L	1.0	6/7/2012
Carbonate (CO3)	SM 2320B	<1.0	mg/L	1.0	6/7/2012
Hydroxide (OH)	SM 2320B	<1.0	mg/L	1.0	6/7/2012
Total Alkalinity	SM 2320B	64	mg/L as CaCO3	1.0	6/7/2012
Chloride	EPA 300.0	<1.00	mg/L	1.00	6/8/2012
Fluoride	EPA 300.0	1.8	mg/L	0.10	6/8/2012
Sulfate	EPA 300.0	20	mg/L	1.5	6/8/2012
Nitrate Nitrogen	EPA 300.0	<1.0	mg/L	1.0	6/8/2012
Nitrite Nitrogen	EPA 300.0	<0.030	mg/L	0.030	6/8/2012
Total Dissolved Solids (TDS)	SM 2540C	130	mg/L	10	6/11/2012
Aluminum	EPA 200.7	<0.045	mg/L	0.045	6/19/2012
Barium	EPA 200.7	0.012	mg/L	0.010	6/19/2012
Beryllium	EPA 200.7	<0.0010	mg/L	0.0010	6/19/2012
Bismuth	EPA 200.7	<0.10	mg/L	0.10	6/19/2012
Boron	EPA 200.7	<0.10	mg/L	0.10	6/19/2012
Cadmium	EPA 200.7	<0.0010	mg/L	0.0010	6/19/2012
Calcium	EPA 200.7	24	mg/L	0.50	6/19/2012
Chromium	EPA 200.7	<0.0050	mg/L	0.0050	6/19/2012
Cobalt	EPA 200.7	<0.010	mg/L	0.010	6/19/2012
Copper	EPA 200.7	<0.050	mg/L	0.050	6/19/2012
Gallium	EPA 200.7	<0.10	mg/L	0.10	6/19/2012
Iron	EPA 200.7	<0.010	mg/L	0.010	6/19/2012
Lithium	EPA 200.7	<0.10	mg/L	0.10	6/19/2012
Magnesium	EPA 200.7	4.6	mg/L	0.50	6/19/2012
Manganese	EPA 200.7	0.043	mg/L	0.0050	6/19/2012
Molybdenum	EPA 200.7	<0.010	mg/L	0.010	6/19/2012

475 East Greg Street Suite #119
Sparks, NV 89431 (775) 355-0202
EPA Lab ID: NV00925 - ELAP No: 2523

1084 Lamoille Hwy
Elko, NV 89801 (775) 777-9933
EPA Lab ID: NV00926

3230 Polaris Ave #4
Las Vegas, NV 89102 (702) 475-8899
EPA Lab ID: NV00932

Customer Sample ID: CF-11-02 (0-27) Week:4
WETLAB Sample ID: 1206157-001
Collect Date/Time: 6/7/2012 09:00
Receive Date: 6/7/2012 16:15

PROFILE II

Parameter	Method	Results	Units	Reporting Limit	Date Analyzed
Nickel	EPA 200.7	<0.010	mg/L	0.010	6/19/2012
Phosphorus	EPA 200.7	<0.50	mg/L	0.50	6/19/2012
Potassium	EPA 200.7	8.9	mg/L	0.50	6/19/2012
Scandium	EPA 200.7	<0.10	mg/L	0.10	6/19/2012
Silver	EPA 200.7	<0.0050	mg/L	0.0050	6/19/2012
Sodium	EPA 200.7	2.8	mg/L	0.50	6/19/2012
Strontium	EPA 200.7	0.20	mg/L	0.10	6/19/2012
Tin	EPA 200.7	<0.10	mg/L	0.10	6/19/2012
Titanium	EPA 200.7	<0.10	mg/L	0.10	6/19/2012
Vanadium	EPA 200.7	<0.010	mg/L	0.010	6/19/2012
Zinc	EPA 200.7	<0.010	mg/L	0.010	6/19/2012
Mercury	EPA 200.8	0.00017	mg/L	0.00010	6/19/2012
Antimony	EPA 200.8	<0.0025	mg/L	0.0025	6/18/2012
Arsenic	EPA 200.8	<0.0050	mg/L	0.0050	6/18/2012
Lead	EPA 200.8	<0.0025	mg/L	0.0025	6/18/2012
Selenium	EPA 200.8	<0.0050	mg/L	0.0050	6/19/2012
Thallium	EPA 200.8	<0.0010	mg/L	0.0010	6/18/2012
Uranium	EPA 200.8	0.014	mg/L	0.0050	6/18/2012
Anions	Calculation	1.79	meq/L	0.10	
Cations	Calculation	1.93	meq/L	0.10	
Error	Calculation	3.7	%	1.0	

Customer Sample ID: CF-11-02 (367-408) Wk:4
WETLAB Sample ID: 1206157-002
Collect Date/Time: 6/7/2012 09:00
Receive Date: 6/7/2012 16:15

PROFILE II

Parameter	Method	Results	Units	Reporting Limit	Date Analyzed
pH	SM 4500-H+ B	7.60	pH Units		6/7/2012
Bicarbonate (HCO3)	SM 2320B	49	mg/L	1.0	6/7/2012
Carbonate (CO3)	SM 2320B	<1.0	mg/L	1.0	6/7/2012
Hydroxide (OH)	SM 2320B	<1.0	mg/L	1.0	6/7/2012
Total Alkalinity	SM 2320B	40	mg/L as CaCO3	1.0	6/7/2012
Chloride	EPA 300.0	<1.00	mg/L	1.00	6/8/2012
Fluoride	EPA 300.0	1.2	mg/L	0.10	6/8/2012
Sulfate	EPA 300.0	20	mg/L	1.5	6/8/2012
Nitrate Nitrogen	EPA 300.0	<1.0	mg/L	1.0	6/8/2012
Nitrite Nitrogen	EPA 300.0	<0.030	mg/L	0.030	6/8/2012
Total Dissolved Solids (TDS)	SM 2540C	96	mg/L	10	6/11/2012
Aluminum	EPA 200.7	0.099	mg/L	0.045	6/19/2012

475 East Greg Street Suite #119
Sparks, NV 89431 (775) 355-0202
EPA Lab ID: NV00925 - ELAP No: 2523

1084 Lamoille Hwy
Elko, NV 89801 (775) 777-9933
EPA Lab ID: NV00926

3230 Polaris Ave #4
Las Vegas, NV 89102 (702) 475-8899
EPA Lab ID: NV00932

Customer Sample ID: CF-11-02 (367-408) Wk:4
WETLAB Sample ID: 1206157-002

Collect Date/Time: 6/7/2012 09:00
Receive Date: 6/7/2012 16:15

PROFILE II

Parameter	Method	Results	Units	Reporting Limit	Date Analyzed
Barium	EPA 200.7	0.014	mg/L	0.010	6/19/2012
Beryllium	EPA 200.7	<0.0010	mg/L	0.0010	6/19/2012
Bismuth	EPA 200.7	<0.10	mg/L	0.10	6/19/2012
Boron	EPA 200.7	<0.10	mg/L	0.10	6/19/2012
Cadmium	EPA 200.7	<0.0010	mg/L	0.0010	6/19/2012
Calcium	EPA 200.7	18	mg/L	0.50	6/19/2012
Chromium	EPA 200.7	<0.0050	mg/L	0.0050	6/19/2012
Cobalt	EPA 200.7	<0.010	mg/L	0.010	6/19/2012
Copper	EPA 200.7	<0.050	mg/L	0.050	6/19/2012
Gallium	EPA 200.7	<0.10	mg/L	0.10	6/19/2012
Iron	EPA 200.7	<0.010	mg/L	0.010	6/19/2012
Lithium	EPA 200.7	<0.10	mg/L	0.10	6/19/2012
Magnesium	EPA 200.7	1.9	mg/L	0.50	6/19/2012
Manganese	EPA 200.7	0.0086	mg/L	0.0050	6/19/2012
Molybdenum	EPA 200.7	<0.010	mg/L	0.010	6/19/2012
Nickel	EPA 200.7	<0.010	mg/L	0.010	6/19/2012
Phosphorus	EPA 200.7	<0.50	mg/L	0.50	6/19/2012
Potassium	EPA 200.7	8.1	mg/L	0.50	6/19/2012
Scandium	EPA 200.7	<0.10	mg/L	0.10	6/19/2012
Silver	EPA 200.7	<0.0050	mg/L	0.0050	6/19/2012
Sodium	EPA 200.7	3.3	mg/L	0.50	6/19/2012
Strontium	EPA 200.7	0.23	mg/L	0.10	6/19/2012
Tin	EPA 200.7	<0.10	mg/L	0.10	6/19/2012
Titanium	EPA 200.7	<0.10	mg/L	0.10	6/19/2012
Vanadium	EPA 200.7	<0.010	mg/L	0.010	6/19/2012
Zinc	EPA 200.7	<0.010	mg/L	0.010	6/19/2012
Mercury	EPA 200.8	<0.00010	mg/L	0.00010	6/19/2012
Antimony	EPA 200.8	<0.0025	mg/L	0.0025	6/18/2012
Arsenic	EPA 200.8	<0.0050	mg/L	0.0050	6/18/2012
Lead	EPA 200.8	<0.0025	mg/L	0.0025	6/18/2012
Selenium	EPA 200.8	<0.0050	mg/L	0.0050	6/19/2012
Thallium	EPA 200.8	<0.0010	mg/L	0.0010	6/18/2012
Uranium	EPA 200.8	0.0069	mg/L	0.0050	6/18/2012
Anions	Calculation	1.28	meq/L	0.10	
Cations	Calculation	1.42	meq/L	0.10	
Error	Calculation	5.0	%	1.0	

475 East Greg Street Suite #119
Sparks, NV 89431 (775) 355-0202
EPA Lab ID: NV00925 - ELAP No: 2523

1084 Lamoille Hwy
Elko, NV 89801 (775) 777-9933
EPA Lab ID: NV00926

3230 Polaris Ave #4
Las Vegas, NV 89102 (702) 475-8899
EPA Lab ID: NV00932

Western Environmental Testing Laboratory
QC Report

QCBatchID	QCType	Parameter	Method	Result	Units
QC12060295	Blank 1	Fluoride	EPA 300.0	<0.10	mg/L
QC12060295	Blank 2	Fluoride	EPA 300.0	<0.10	mg/L
QC12060295	Blank 3	Fluoride	EPA 300.0	<0.10	mg/L
QC12060300	Blank 1	Chloride	EPA 300.0	<1.0	mg/L
QC12060300	Blank 2	Chloride	EPA 300.0	<1.0	mg/L
QC12060300	Blank 3	Chloride	EPA 300.0	<1.0	mg/L
QC12060304	Blank 1	Nitrite Nitrogen	EPA 300.0	<0.025	mg/L
QC12060304	Blank 2	Nitrite Nitrogen	EPA 300.0	<0.025	mg/L
QC12060304	Blank 3	Nitrite Nitrogen	EPA 300.0	<0.025	mg/L
QC12060308	Blank 1	Nitrate Nitrogen	EPA 300.0	<1.0	mg/L
QC12060308	Blank 2	Nitrate Nitrogen	EPA 300.0	<1.0	mg/L
QC12060308	Blank 3	Nitrate Nitrogen	EPA 300.0	<1.0	mg/L
QC12060312	Blank 1	Sulfate	EPA 300.0	<1.0	mg/L
QC12060312	Blank 2	Sulfate	EPA 300.0	<1.0	mg/L
QC12060312	Blank 3	Sulfate	EPA 300.0	<1.0	mg/L
QC12060433	Blank 1	Total Dissolved Solids (TDS)	SM 2540C	<10	mg/L
QC12060433	Blank 2	Total Dissolved Solids (TDS)	SM 2540C	<10	mg/L
QC12060433	Blank 3	Total Dissolved Solids (TDS)	SM 2540C	<10	mg/L
QC12060617	Blank 1	Uranium, Dissolved	EPA 200.8	<0.0050	mg/L
		Mercury, Dissolved	EPA 200.8	<0.00010	mg/L
		Antimony, Dissolved	EPA 200.8	<0.0025	mg/L
		Arsenic, Dissolved	EPA 200.8	<0.0050	mg/L
		Lead, Dissolved	EPA 200.8	<0.0025	mg/L
		Selenium, Dissolved	EPA 200.8	<0.0050	mg/L
		Thallium, Dissolved	EPA 200.8	<0.0010	mg/L
QC12060633	Blank 1	Aluminum, Dissolved	EPA 200.7	<0.045	mg/L
		Barium, Dissolved	EPA 200.7	<0.010	mg/L
		Beryllium, Dissolved	EPA 200.7	<0.0010	mg/L
		Bismuth, Dissolved	EPA 200.7	<0.10	mg/L
		Boron, Dissolved	EPA 200.7	<0.10	mg/L
		Cadmium, Dissolved	EPA 200.7	<0.0010	mg/L
		Calcium, Dissolved	EPA 200.7	<0.50	mg/L
		Chromium, Dissolved	EPA 200.7	<0.0050	mg/L
		Cobalt, Dissolved	EPA 200.7	<0.010	mg/L
		Copper, Dissolved	EPA 200.7	<0.050	mg/L
		Gallium, Dissolved	EPA 200.7	<0.10	mg/L
		Iron, Dissolved	EPA 200.7	<0.010	mg/L
		Lithium, Dissolved	EPA 200.7	<0.10	mg/L
		Magnesium, Dissolved	EPA 200.7	<0.50	mg/L
		Manganese, Dissolved	EPA 200.7	<0.0050	mg/L
		Molybdenum, Dissolved	EPA 200.7	<0.010	mg/L
		Nickel, Dissolved	EPA 200.7	<0.010	mg/L
		Phosphorus, Dissolved	EPA 200.7	<0.50	mg/L
		Potassium, Dissolved	EPA 200.7	<0.50	mg/L
		Scandium, Dissolved	EPA 200.7	<0.10	mg/L
		Silver, Dissolved	EPA 200.7	<0.0050	mg/L
		Sodium, Dissolved	EPA 200.7	<0.50	mg/L

475 East Greg Street Suite #119
Sparks, NV 89431 (775) 355-0202
EPA Lab ID: NV00925 - ELAP No: 2523

1084 Lamoille Hwy
Elko, NV 89801 (775) 777-9933
EPA Lab ID: NV00926

3230 Polaris Ave #4
Las Vegas, NV 89102 (702) 475-8899
EPA Lab ID: NV00932

QCBatchID	QCType	Parameter	Method	Result	Units
		Strontium, Dissolved	EPA 200.7	<0.10	mg/L
		Tin, Dissolved	EPA 200.7	<0.10	mg/L
		Titanium, Dissolved	EPA 200.7	<0.10	mg/L
		Vanadium, Dissolved	EPA 200.7	<0.010	mg/L
		Zinc, Dissolved	EPA 200.7	<0.010	mg/L

QCBatchID	QCType	Parameter	Method	Result	Actual	% Recovery	Units
QC12060247	LCS 1	pH	SM 4500-H+ B	7.00	7.00	100	pH Units
QC12060247	LCS 2	pH	SM 4500-H+ B	7.00	7.00	100	pH Units
QC12060247	LCS 3	pH	SM 4500-H+ B	7.00	7.00	100	pH Units
QC12060247	LCS 4	pH	SM 4500-H+ B	7.00	7.00	100	pH Units
QC12060251	LCS 1	Alkalinity	SM 2320B	98.5	100	98	mg/L
QC12060251	LCS 2	Alkalinity	SM 2320B	99.2	100	99	mg/L
QC12060251	LCS 3	Alkalinity	SM 2320B	99.5	100	100	mg/L
QC12060251	LCS 4	Alkalinity	SM 2320B	100	100	100	mg/L
QC12060295	LCS 1	Fluoride	EPA 300.0	1.93	2.00	96	mg/L
QC12060300	LCS 1	Chloride	EPA 300.0	10.2	10.0	102	mg/L
QC12060304	LCS 1	Nitrite Nitrogen	EPA 300.0	0.496	0.500	99	mg/L
QC12060308	LCS 1	Nitrate Nitrogen	EPA 300.0	1.97	2.00	99	mg/L
QC12060312	LCS 1	Sulfate	EPA 300.0	24.0	25.0	96	mg/L
QC12060433	LCS 1	Total Dissolved Solids (TDS)	SM 2540C	159	150	106	mg/L
QC12060433	LCS 2	Total Dissolved Solids (TDS)	SM 2540C	157	150	105	mg/L
QC12060433	LCS 3	Total Dissolved Solids (TDS)	SM 2540C	155	150	103	mg/L
QC12060617	LCS 1	Mercury	EPA 200.8	0.000905	0.001	90	mg/L
		Antimony	EPA 200.8	0.0092	0.010	92	mg/L
		Arsenic	EPA 200.8	0.0484	0.050	97	mg/L
		Lead	EPA 200.8	0.0098	0.010	98	mg/L
		Selenium	EPA 200.8	0.0483	0.050	96	mg/L
		Thallium	EPA 200.8	0.0096	0.010	96	mg/L
		Uranium	EPA 200.8	0.0096	0.010	96	mg/L
QC12060633	LCS 1	Aluminum	EPA 200.7	1.06	1.00	106	mg/L
		Barium	EPA 200.7	1.05	1.00	105	mg/L
		Beryllium	EPA 200.7	1.05	1.00	105	mg/L
		Bismuth	EPA 200.7	1.05	1.00	105	mg/L
		Boron	EPA 200.7	1.02	1.00	102	mg/L
		Cadmium	EPA 200.7	1.07	1.00	107	mg/L
		Calcium	EPA 200.7	10.5	10.0	105	mg/L
		Chromium	EPA 200.7	1.03	1.00	103	mg/L
		Cobalt	EPA 200.7	1.06	1.00	106	mg/L
		Copper	EPA 200.7	5.19	5.00	104	mg/L
		Gallium	EPA 200.7	1.04	1.00	104	mg/L
		Iron	EPA 200.7	1.03	1.00	103	mg/L
		Lithium	EPA 200.7	1.03	1.00	103	mg/L
		Magnesium	EPA 200.7	10.5	10.0	105	mg/L
		Manganese	EPA 200.7	1.05	1.00	105	mg/L
		Molybdenum	EPA 200.7	1.03	1.00	103	mg/L
		Nickel	EPA 200.7	5.31	5.00	106	mg/L
		Phosphorus	EPA 200.7	5.30	5.00	106	mg/L
		Potassium	EPA 200.7	10.5	10.0	105	mg/L
		Scandium	EPA 200.7	1.03	1.00	103	mg/L
		Silver	EPA 200.7	0.094	0.090	104	mg/L
		Sodium	EPA 200.7	10.0	10.0	100	mg/L
		Strontium	EPA 200.7	0.992	1.00	99	mg/L

475 East Greg Street Suite #119
Sparks, NV 89431 (775) 355-0202
EPA Lab ID: NV00925 - ELAP No: 2523

1084 Lamoille Hwy
Elko, NV 89801 (775) 777-9933
EPA Lab ID: NV00926

3230 Polaris Ave #4
Las Vegas, NV 89102 (702) 475-8899
EPA Lab ID: NV00932

QCBatchID	QCType	Parameter	Method	Result	Actual	% Recovery	Units
		Tin	EPA 200.7	1.04	1.00	104	mg/L
		Titanium	EPA 200.7	1.05	1.00	105	mg/L
		Vanadium	EPA 200.7	1.04	1.00	104	mg/L
		Zinc	EPA 200.7	1.10	1.00	110	mg/L

QCBatchID	QCType	Parameter	Method	Duplicate Sample	Sample Result	Duplicate Result		Units	RPD
QC12060247	Duplicate	pH	SM 4500-H÷ B	1206130-001	7.55	7.56		pH Units	<1%
QC12060247	Duplicate	pH	SM 4500-H+ B	1206132-002	7.07	7.08		pH Units	<1%
QC12060247	Duplicate	pH	SM 4500-H+ B	1206134-003	7.55	7.56		pH Units	<1%
QC12060247	Duplicate	pH	SM 4500-H+ B	1206145-002	8.00	7.99		pH Units	<1%
QC12060247	Duplicate	pH	SM 4500-H+ B	1206145-009	7.07	7.08		pH Units	<1%
QC12060247	Duplicate	pH	SM 4500-H+ B	1206146-007	9.40	9.45		pH Units	1 %
QC12060247	Duplicate	pH	SM 4500-H+ B	1206160-001	7.78	7.84		pH Units	1 %
QC12060247	Duplicate	pH	SM 4500-H+ B	1206162-002	7.13	7.88	Q	pH Units	10 %
QC12060251	Duplicate	Bicarbonate (HCO3)	SM 2320B	1206130-001	207	207		mg/L	<1%
		Carbonate (CO3)	SM 2320B	1206130-001	<1.000	<1.000		mg/L	<1%
		Hydroxide (OH)	SM 2320B	1206130-001	<1.000	<1.000		mg/L	<1%
		Total Alkalinity	SM 2320B	1206130-001	170	170		mg/L as CaCO3	<1%
QC12060251	Duplicate	Bicarbonate (HCO3)	SM 2320B	1206132-002	170	169		mg/L	<1%
		Carbonate (CO3)	SM 2320B	1206132-002	<1.000	<1.000		mg/L	<1%
		Hydroxide (OH)	SM 2320B	1206132-002	<1.000	<1.000		mg/L	<1%
		Total Alkalinity	SM 2320B	1206132-002	139	139		mg/L as CaCO3	<1%
QC12060251	Duplicate	Bicarbonate (HCO3)	SM 2320B	1206134-003	184	184		mg/L	<1%
		Carbonate (CO3)	SM 2320B	1206134-003	<1.000	<1.000		mg/L	<1%
		Hydroxide (OH)	SM 2320B	1206134-003	<1.000	<1.000		mg/L	<1%
		Total Alkalinity	SM 2320B	1206134-003	151	151		mg/L as CaCO3	<1%
QC12060251	Duplicate	Bicarbonate (HCO3)	SM 2320B	1206145-002	149	147		mg/L	1 %
		Carbonate (CO3)	SM 2320B	1206145-002	<1.000	<1.000		mg/L	<1%
		Hydroxide (OH)	SM 2320B	1206145-002	<1.000	<1.000		mg/L	<1%
		Total Alkalinity	SM 2320B	1206145-002	122	121		mg/L as CaCO3	1 %
QC12060251	Duplicate	Bicarbonate (HCO3)	SM 2320B	1206145-009	141	141		mg/L	<1%
		Carbonate (CO3)	SM 2320B	1206145-009	<1.000	<1.000		mg/L	<1%
		Hydroxide (OH)	SM 2320B	1206145-009	<1.000	<1.000		mg/L	<1%
		Total Alkalinity	SM 2320B	1206145-009	116	116		mg/L as CaCO3	<1%
QC12060251	Duplicate	Bicarbonate (HCO3)	SM 2320B	1206152-001	262	264		mg/L	1 %
		Carbonate (CO3)	SM 2320B	1206152-001	<1.000	<1.000		mg/L	<1%
		Hydroxide (OH)	SM 2320B	1206152-001	<1.000	<1.000		mg/L	<1%
		Total Alkalinity	SM 2320B	1206152-001	215	217		mg/L as CaCO3	1 %
QC12060251	Duplicate	Bicarbonate (HCO3)	SM 2320B	1206160-001	61.4	61.8		mg/L	1 %
		Carbonate (CO3)	SM 2320B	1206160-001	<1.000	<1.000		mg/L	<1%
		Hydroxide (OH)	SM 2320B	1206160-001	<1.000	<1.000		mg/L	<1%
		Total Alkalinity	SM 2320B	1206160-001	50.4	50.7		mg/L as CaCO3	1 %
QC12060251	Duplicate	Bicarbonate (HCO3)	SM 2320B	1206162-002	8.13	7.67		mg/L	6 %

475 East Greg Street Suite #119
Sparks, NV 89431 (775) 355-0202
EPA Lab ID: NV00925 - ELAP No: 2523

1084 Lamoille Hwy
Elko, NV 89801 (775) 777-9933
EPA Lab ID: NV00926

3230 Polaris Ave #4
Las Vegas, NV 89102 (702) 475-8899
EPA Lab ID: NV00932

QCBatchID	QCType	Parameter	Method	Duplicate Sample	Sample Result	Duplicate Result		Units	RPD
		Carbonate (CO3)	SM 2320B	1206162-002	<1.000	<1.000		mg/L	<1%
		Hydroxide (OH)	SM 2320B	1206162-002	<1.000	<1.000		mg/L	<1%
		Total Alkalinity	SM 2320B	1206162-002	6.67	6.29		mg/L as CaCO3	6 %
QC12060433	Duplicate	Total Dissolved Solids (TDS)	SM 2540C	1206136-001	616	580	Q	mg/L	6 %
QC12060433	Duplicate	Total Dissolved Solids (TDS)	SM 2540C	1206145-005	307	307		mg/L	<1%
QC12060433	Duplicate	Total Dissolved Solids (TDS)	SM 2540C	1206146-006	2900	2876		mg/L	1 %
QC12060433	Duplicate	Total Dissolved Solids (TDS)	SM 2540C	1206158-003	402	395		mg/L	2 %
QC12060433	Duplicate	Total Dissolved Solids (TDS)	SM 2540C	1206178-002	892	904		mg/L	1 %

QCBatchID	QCType	Parameter	Method	Spike Sample	Sample Result		MS Result	MSD Result	Spike Value	Units	MS % Rec.	MSD % Rec.	RPD
QC12060295	MS 1	Fluoride	EPA 300.0	1206157-002	1.25		2.97	2.98	2.00	mg/L	86	87	<1%
QC12060295	MS 2	Fluoride	EPA 300.0	1206162-004	<0.100		2.14	2.17	2.00	mg/L	104	105	1 %
QC12060300	MS 1	Chloride	EPA 300.0	1206157-002	<1.000		5.28	5.48	5.00	mg/L	103	107	4 %
QC12060300	MS 2	Chloride	EPA 300.0	1206162-004	1.61		6.80	6.92	5.00	mg/L	104	106	2 %
QC12060304	MS 1	Nitrite Nitrogen	EPA 300.0	1206157-002	<0.030		0.527	0.546	0.500	mg/L	104	108	4 %
QC12060304	MS 2	Nitrite Nitrogen	EPA 300.0	1206162-004	0.068		0.586	0.600	0.500	mg/L	104	106	2 %
QC12060308	MS 1	Nitrate Nitrogen	EPA 300.0	1206157-002	<1.000		2.03	2.12	2.00	mg/L	100	104	4 %
QC12060308	MS 2	Nitrate Nitrogen	EPA 300.0	1206162-004	<1.000		2.19	2.24	2.00	mg/L	103	105	2 %
QC12060312	MS 1	Sulfate	EPA 300.0	1206157-002	19.6		29.0	29.3	10.0	mg/L	94	97	1 %
QC12060312	MS 2	Sulfate	EPA 300.0	1206162-004	1.49		11.7	11.9	10.0	mg/L	103	105	2 %
QC12060617	MS 1	Uranium, Dissolved	EPA 200.8	1206146-001	0.0116		0.0224	0.0222	0.010	mg/L	108	105	1 %
		Mercury, Dissolved	EPA 200.8	1206146-001	1.006000	SC	1.096000	1.004000	0.001	mg/L	NC	NC	NC
		Antimony, Dissolved	EPA 200.8	1206146-001	0.0143		0.0231	0.0237	0.010	mg/L	89	94	3 %
		Arsenic, Dissolved	EPA 200.8	1206146-001	0.3972		0.4364	0.4440	0.050	mg/L	78	94	2 %
		Lead, Dissolved	EPA 200.8	1206146-001	<0.0025		0.0093	0.0093	0.010	mg/L	92	92	<1%
		Selenium, Dissolved	EPA 200.8	1206146-001	<0.5000	M	<0.5000	<0.5000	0.050	mg/L	NC	NC	NC
		Thallium, Dissolved	EPA 200.8	1206146-001	<0.0010		0.0094	0.0096	0.010	mg/L	91	93	2 %
QC12060633	MS 1	Aluminum, Dissolved	EPA 200.7	1206146-001	<0.045		0.912	0.910	1.00	mg/L	91	91	<1%
		Barium, Dissolved	EPA 200.7	1206146-001	0.027		1.05	1.06	1.00	mg/L	102	103	1 %
		Beryllium, Dissolved	EPA 200.7	1206146-001	<0.001		1.06	1.07	1.00	mg/L	106	107	1 %
		Bismuth, Dissolved	EPA 200.7	1206146-001	<0.100		0.882	0.912	1.00	mg/L	99	102	3 %
		Boron, Dissolved	EPA 200.7	1206146-001	0.177		1.22	1.24	1.00	mg/L	104	106	2 %
		Cadmium, Dissolved	EPA 200.7	1206146-001	0.253		1.30	1.32	1.00	mg/L	105	107	2 %
		Calcium, Dissolved	EPA 200.7	1206146-001	40.8	SC	47.7	50.0	10.0	mg/L	NC	NC	NC
		Chromium, Dissolved	EPA 200.7	1206146-001	<0.005		1.02	1.02	1.00	mg/L	102	102	<1%
		Cobalt, Dissolved	EPA 200.7	1206146-001	0.026		1.10	1.19	1.00	mg/L	107	116	8 %
		Copper, Dissolved	EPA 200.7	1206146-001	54.5		59.2	62.2	5.00	mg/L	94	154	5 %
		Gallium, Dissolved	EPA 200.7	1206146-001	<0.100		0.866	0.866	1.00	mg/L	87	87	<1%
		Iron, Dissolved	EPA 200.7	1206146-001	0.359		1.35	1.52	1.00	mg/L	99	116	12 %
		Lithium, Dissolved	EPA 200.7	1206146-001	<0.100		1.07	1.10	1.00	mg/L	107	110	3 %
		Magnesium, Dissolved	EPA 200.7	1206146-001	7.03		16.4	17.0	10.0	mg/L	94	100	4 %
		Manganese, Dissolved	EPA 200.7	1206146-001	<0.005		1.03	1.03	1.00	mg/L	104	104	<1%
		Molybdenum, Dissolved	EPA 200.7	1206146-001	2.22		3.20	3.29	1.00	mg/L	98	107	3 %
		Nickel, Dissolved	EPA 200.7	1206146-001	0.335		5.54	5.72	5.00	mg/L	104	108	3 %
		Phosphorus, Dissolved	EPA 200.7	1206146-001	<0.500		6.16	6.24	5.00	mg/L	117	119	1 %
		Potassium, Dissolved	EPA 200.7	1206146-001	23.2		32.8	34.4	10.0	mg/L	96	112	5 %
		Scandium, Dissolved	EPA 200.7	1206146-001	<0.100		1.03	1.03	1.00	mg/L	103	103	<1%
		Silver, Dissolved	EPA 200.7	1206146-001	5.43		13.9	13.8	9.00	mg/L	94	93	1 %
		Sodium, Dissolved	EPA 200.7	1206146-001	991	SC	895	933	10.0	mg/L	NC	NC	NC

475 East Greg Street Suite #119
Sparks, NV 89431 (775) 355-0202
EPA Lab ID: NV00925 - ELAP No: 2523

1084 Lamoille Hwy
Elko, NV 89801 (775) 777-9933
EPA Lab ID: NV00926

3230 Polaris Ave #4
Las Vegas, NV 89102 (702) 475-8899
EPA Lab ID: NV00932

QCBatchID	QCType	Parameter	Method	Spike Sample	Sample Result		MS Result	MSD Result	Spike Value	Units	MS % Rec.	MSD % Rec.	RPD
		Strontium, Dissolved	EPA 200.7	1206146-001	0.515		1.37	1.39	1.00	mg/L	86	87	1 %
		Tin, Dissolved	EPA 200.7	1206146-001	<0.100		1.02	1.04	1.00	mg/L	106	108	2 %
		Titanium, Dissolved	EPA 200.7	1206146-001	<0.100		1.02	1.04	1.00	mg/L	102	104	2 %
		Vanadium, Dissolved	EPA 200.7	1206146-001	0.038		1.10	1.11	1.00	mg/L	106	107	1 %
		Zinc, Dissolved	EPA 200.7	1206146-001	286	SC	265	278	1.00	mg/L	NC	NC	NC

475 East Greg Street Suite #119
Sparks, NV 89431 (775) 355-0202
EPA Lab ID: NV00925 - ELAP No: 2523

1084 Lamoille Hwy
Elko, NV 89801 (775) 777-9933
EPA Lab ID: NV00926

3230 Polaris Ave #4
Las Vegas, NV 89102 (702) 475-8899
EPA Lab ID: NV00932

WETLAB
WESTERN ENVIRONMENTAL TESTING LABORATORY
Specializing in Soil, Hazardous Waste and Water Analysis.
475 E. Greg Street #119 | Sparks, Nevada 89431
tel (775) 355-0202 | fax (775) 355-0817 | www.WETLaboratory.com

Lab Number 1206157
Report Due Date: 6/21/12
Page 1 of 1

Client McClelland Laboratories, Inc.
Address 1016 Greg Street
City, State & Zip Sparks, NV 89431
Contact Gene McClelland
Phone 775-356-1300 | Collector's Name Robert
Fax 775-356-8917 | Project Name
P.O. Number | Project Number 3438
Email mli@mettest.com

Turnaround Time
Standard | 5 Day | Other

Billing Address (if different than Client Address):
Company
Address
City, State & Zip
Contact
Phone
Fax
Email

Additional Information

Fax Results	Y	N	To: Client	Billing
Email Results	Y	N	To: Client	Billing
Compliance Monitoring	Y	N		
Fax Results to State EPA	Y	N		

Sample Type Codes

DW = Drinking Water
WW = Wastewater
SW = Surface Water
MW = Monitoring Well
SD = Solid
SO = Soil
HW = Hazardous Waste
OTHER:

Analyses Requested

SAMPLE ID/LOCATION		DATE	TIME			Profile II w/o Wad	Uranium								Spl. No.
CF-11-02 (0-27)	Wk:4	06/07/12	9:00	WW	2	X	X								1
CF-11-02 (367-408)	↓	↓	↓	↓	↓	↓	↓								2

1206 1
157 1

Instructions/Comments/Special Requirements:

SAMPLE RECEIPT	DATE	TIME	Samples Relinquished By	Samples Received By
Temperature 24.5 °C	6/7	16/15	[signature]	[signature]
Custody Seals Intact? Y N None				
Number of Containers 4				

WETLAB's Standard Terms and Conditions apply unless written or otherwise specify otherwise. Payment terms are Net 30

To the maximum extent permitted by law, the Client agrees to limit the liability of WETLAB for the Client's damages to the total compesation received, unless other agreements are made in writing. This limitation shall apply regardless of the cause of action or legal theory pled or asserted.

301.2E

6/8/2012

McClelland Laboratory
1016 Greg Street
Sparks, NV 89431
Attn: Gene McClelland

OrderID: *1205478*

Dear: Gene McClelland

This is to transmit the attached analytical report. The analytical data and information contained therein was generated using specified or selected methods contained in references, such as Standard Methods for the Examination of Water and Wastewater, 18th & 19th editions, Methods for Determination of Organic Compounds in Drinking Water, EPA-600/4-79-020, and Test Methods for Evaluation of Solid Waste, Physical/Chemical Methods (SW846) Third Edition.

The samples were received by WETLAB-Western Environmental Testing Laboratory in good condition on 5/24/2012. Additional comments are located on page 2 of this report.

If you should have any questions or comments regarding this report, please do not hesitate to call.

Sincerely,

Andy Smith
QA Manager

SPARKS
475 E. Greg Street, Suite 119
Sparks, Nevada 89431
tel (775) 355-0202
fax (775) 355-0817

ELKO
1084 Lamoille Hwy.
Elko, Nevada 89801
tel (775) 777-9933
fax (775) 777-9933

LAS VEGAS
3230 Polaris Ave., Suite 4
Las Vegas, Nevada 89102
tel (702) 475-8899
fax (702) 776-6152

Western Environmental Testing Laboratory
Report Comments

McClelland Laboratory - 1205478

General Comments

None

Specific Comments

None

Data Qualifier Legend

B -- Blank contamination; Analyte detected above the method reporting limit in an associated blank

HT -- Sample held beyond the accepted holding time

J -- The reported value is between the laboratory method detection limit and the laboratory practical quantitation limit

M -- Reported value is estimated; The sample matrix interfered with the analysis

N -- There was insufficient sample available to perform a spike and/or duplicate on this analytical batch.

NC -- Not calculated due to matrix interference

Q -- Reported value is estimated; The value failed to meet QC criteria for either precision or accuracy

SC -- Spike recovery not calculated. Sample concentration >4X the spike amount; therefore, the spike could not be adequately recovered.

475 East Greg Street Suite #119
Sparks, NV 89431 (775) 355-0202
EPA Lab ID: NV00925 - ELAP No: 2523

1084 Lamoille Hwy
Elko, NV 89801 (775) 777-9933
EPA Lab ID: NV00926

3230 Polaris Ave #4
Las Vegas, NV 89102 (702) 475-8899
EPA Lab ID: NV00932

Western Environmental Testing Laboratory
Analytical Report

McClelland Laboratory
1016 Greg Street
Sparks, NV 89431
Attn: Gene McClelland
Phone: (775) 356-1300 **Fax:** (775) 356-8917
PO\Project: *3438*

Date Printed: 6/8/2012
OrderID: *1205478*

Customer Sample ID: CF-11-02 (0-27) WK:2
WETLAB Sample ID: 1205478-001

Collect Date/Time: 5/24/2012 09:00
Receive Date: 5/24/2012 14:20

PROFILE II

Parameter	Method	Results	Units	Reporting Limit	Date Analyzed
pH	SM 4500-H+ B	7.93	pH Units		5/24/2012
Bicarbonate (HCO3)	SM 2320B	92	mg/L	1.0	5/24/2012
Carbonate (CO3)	SM 2320B	<1.0	mg/L	1.0	5/24/2012
Hydroxide (OH)	SM 2320B	<1.0	mg/L	1.0	5/24/2012
Total Alkalinity	SM 2320B	76	mg/L as CaCO3	1.0	5/24/2012
Chloride	EPA 300.0	<1.00	mg/L	1.00	5/25/2012
Fluoride	EPA 300.0	2.5	mg/L	0.10	5/25/2012
Sulfate	EPA 300.0	28	mg/L	1.5	5/25/2012
Nitrate Nitrogen	EPA 300.0	<1.0	mg/L	1.0	5/25/2012
Nitrite Nitrogen	EPA 300.0	<0.030	mg/L	0.030	5/25/2012
Total Dissolved Solids (TDS)	SM 2540C	170	mg/L	10	5/26/2012
Aluminum	EPA 200.7	<0.045	mg/L	0.045	6/4/2012
Barium	EPA 200.7	0.010	mg/L	0.010	6/4/2012
Beryllium	EPA 200.7	<0.0010	mg/L	0.0010	6/4/2012
Bismuth	EPA 200.7	<0.10	mg/L	0.10	6/4/2012
Boron	EPA 200.7	<0.10	mg/L	0.10	6/4/2012
Cadmium	EPA 200.7	<0.0010	mg/L	0.0010	6/4/2012
Calcium	EPA 200.7	25	mg/L	0.50	6/4/2012
Chromium	EPA 200.7	<0.0050	mg/L	0.0050	6/4/2012
Cobalt	EPA 200.7	<0.010	mg/L	0.010	6/4/2012
Copper	EPA 200.7	<0.050	mg/L	0.050	6/4/2012
Gallium	EPA 200.7	<0.10	mg/L	0.10	6/4/2012
Iron	EPA 200.7	<0.010	mg/L	0.010	6/4/2012
Lithium	EPA 200.7	<0.10	mg/L	0.10	6/4/2012
Magnesium	EPA 200.7	5.2	mg/L	0.50	6/4/2012
Manganese	EPA 200.7	0.064	mg/L	0.0050	6/4/2012
Molybdenum	EPA 200.7	0.023	mg/L	0.010	6/4/2012

475 East Greg Street Suite #119
Sparks, NV 89431 (775) 355-0202
EPA Lab ID: NV00925 - ELAP No: 2523

1084 Lamoille Hwy
Elko, NV 89801 (775) 777-9933
EPA Lab ID: NV00926

3230 Polaris Ave #4
Las Vegas, NV 89102 (702) 475-8899
EPA Lab ID: NV00932

Customer Sample ID: CF-11-02 (0-27) WK:2
WETLAB Sample ID: 1205478-001
Collect Date/Time: 5/24/2012 09:00
Receive Date: 5/24/2012 14:20

PROFILE II

Parameter	Method	Results	Units	Reporting Limit	Date Analyzed
Nickel	EPA 200.7	<0.010	mg/L	0.010	6/4/2012
Phosphorus	EPA 200.7	<0.50	mg/L	0.50	6/4/2012
Potassium	EPA 200.7	11	mg/L	0.50	6/4/2012
Scandium	EPA 200.7	<0.10	mg/L	0.10	6/4/2012
Silver	EPA 200.7	<0.0050	mg/L	0.0050	6/4/2012
Sodium	EPA 200.7	7.4	mg/L	0.50	6/4/2012
Strontium	EPA 200.7	0.26	mg/L	0.10	6/4/2012
Tin	EPA 200.7	<0.10	mg/L	0.10	6/4/2012
Titanium	EPA 200.7	<0.10	mg/L	0.10	6/4/2012
Vanadium	EPA 200.7	<0.010	mg/L	0.010	6/4/2012
Zinc	EPA 200.7	<0.010	mg/L	0.010	6/4/2012
Mercury	EPA 200.8	0.00032	mg/L	0.00010	6/5/2012
Antimony	EPA 200.8	<0.0025	mg/L	0.0025	6/4/2012
Arsenic	EPA 200.8	<0.0050	mg/L	0.0050	6/4/2012
Lead	EPA 200.8	0.0036	mg/L	0.0025	6/4/2012
Selenium	EPA 200.8	<0.0050	mg/L	0.0050	6/4/2012
Thallium	EPA 200.8	<0.0010	mg/L	0.0010	6/4/2012
Uranium	EPA 200.8	0.020	mg/L	0.0050	6/4/2012
Anions	Calculation	2.22	meq/L	0.10	
Cations	Calculation	2.28	meq/L	0.10	
Error	Calculation	1.3	%	1.0	

Customer Sample ID: CF-11-02 (367-408) WK:2
WETLAB Sample ID: 1205478-002
Collect Date/Time: 5/24/2012 09:00
Receive Date: 5/24/2012 14:20

PROFILE II

Parameter	Method	Results	Units	Reporting Limit	Date Analyzed
pH	SM 4500-H+ B	7.83	pH Units		5/24/2012
Bicarbonate (HCO3)	SM 2320B	51	mg/L	1.0	5/24/2012
Carbonate (CO3)	SM 2320B	<1.0	mg/L	1.0	5/24/2012
Hydroxide (OH)	SM 2320B	<1.0	mg/L	1.0	5/24/2012
Total Alkalinity	SM 2320B	42	mg/L as CaCO3	1.0	5/24/2012
Chloride	EPA 300.0	<1.00	mg/L	1.00	5/25/2012
Fluoride	EPA 300.0	1.2	mg/L	0.10	5/25/2012
Sulfate	EPA 300.0	18	mg/L	1.5	5/25/2012
Nitrate Nitrogen	EPA 300.0	<1.0	mg/L	1.0	5/25/2012
Nitrite Nitrogen	EPA 300.0	<0.030	mg/L	0.030	5/25/2012
Total Dissolved Solids (TDS)	SM 2540C	96	mg/L	10	5/26/2012
Aluminum	EPA 200.7	0.088	mg/L	0.045	6/4/2012

475 East Greg Street Suite #119
Sparks, NV 89431 (775) 355-0202
EPA Lab ID: NV00925 - ELAP No: 2523

1084 Lamoille Hwy
Elko, NV 89801 (775) 777-9933
EPA Lab ID: NV00926

3230 Polaris Ave #4
Las Vegas, NV 89102 (702) 475-8899
EPA Lab ID: NV00932

Customer Sample ID: CF-11-02 (367-408) WK:2
WETLAB Sample ID: 1205478-002

Collect Date/Time: 5/24/2012 09:00
Receive Date: 5/24/2012 14:20

PROFILE II

Parameter	Method	Results	Units	Reporting Limit	Date Analyzed
Barium	EPA 200.7	0.012	mg/L	0.010	6/4/2012
Beryllium	EPA 200.7	<0.0010	mg/L	0.0010	6/4/2012
Bismuth	EPA 200.7	<0.10	mg/L	0.10	6/4/2012
Boron	EPA 200.7	<0.10	mg/L	0.10	6/4/2012
Cadmium	EPA 200.7	<0.0010	mg/L	0.0010	6/4/2012
Calcium	EPA 200.7	14	mg/L	0.50	6/4/2012
Chromium	EPA 200.7	<0.0050	mg/L	0.0050	6/4/2012
Cobalt	EPA 200.7	<0.010	mg/L	0.010	6/4/2012
Copper	EPA 200.7	<0.050	mg/L	0.050	6/4/2012
Gallium	EPA 200.7	<0.10	mg/L	0.10	6/4/2012
Iron	EPA 200.7	<0.010	mg/L	0.010	6/4/2012
Lithium	EPA 200.7	<0.10	mg/L	0.10	6/4/2012
Magnesium	EPA 200.7	1.5	mg/L	0.50	6/4/2012
Manganese	EPA 200.7	0.0071	mg/L	0.0050	6/4/2012
Molybdenum	EPA 200.7	<0.010	mg/L	0.010	6/4/2012
Nickel	EPA 200.7	<0.010	mg/L	0.010	6/4/2012
Phosphorus	EPA 200.7	<0.50	mg/L	0.50	6/4/2012
Potassium	EPA 200.7	8.0	mg/L	0.50	6/4/2012
Scandium	EPA 200.7	<0.10	mg/L	0.10	6/4/2012
Silver	EPA 200.7	<0.0050	mg/L	0.0050	6/4/2012
Sodium	EPA 200.7	7.8	mg/L	0.50	6/4/2012
Strontium	EPA 200.7	0.20	mg/L	0.10	6/4/2012
Tin	EPA 200.7	<0.10	mg/L	0.10	6/4/2012
Titanium	EPA 200.7	<0.10	mg/L	0.10	6/4/2012
Vanadium	EPA 200.7	<0.010	mg/L	0.010	6/4/2012
Zinc	EPA 200.7	<0.010	mg/L	0.010	6/4/2012
Mercury	EPA 200.8	<0.00010	mg/L	0.00010	6/4/2012
Antimony	EPA 200.8	<0.0025	mg/L	0.0025	6/4/2012
Arsenic	EPA 200.8	<0.0050	mg/L	0.0050	6/4/2012
Lead	EPA 200.8	<0.0025	mg/L	0.0025	6/4/2012
Selenium	EPA 200.8	<0.0050	mg/L	0.0050	6/4/2012
Thallium	EPA 200.8	<0.0010	mg/L	0.0010	6/4/2012
Uranium	EPA 200.8	0.0075	mg/L	0.0050	6/4/2012
Anions	Calculation	1.27	meq/L	0.10	
Cations	Calculation	1.38	meq/L	0.10	
Error	Calculation	3.9	%	1.0	

475 East Greg Street Suite #119
Sparks, NV 89431 (775) 355-0202
EPA Lab ID: NV00925 - ELAP No: 2523

1084 Lamoille Hwy
Elko, NV 89801 (775) 777-9933
EPA Lab ID: NV00926

3230 Polaris Ave #4
Las Vegas, NV 89102 (702) 475-8899
EPA Lab ID: NV00932

Western Environmental Testing Laboratory
QC Report

QCBatchID	QCType	Parameter	Method	Result	Units
QC12050989	Blank 1	Fluoride	EPA 300.0	<0.10	mg/L
QC12050989	Blank 2	Fluoride	EPA 300.0	<0.10	mg/L
QC12050989	Blank 3	Fluoride	EPA 300.0	<0.10	mg/L
QC12050993	Blank 1	Chloride	EPA 300.0	<1.0	mg/L
QC12050993	Blank 2	Chloride	EPA 300.0	<1.0	mg/L
QC12050993	Blank 3	Chloride	EPA 300.0	<1.0	mg/L
QC12050996	Blank 1	Nitrite Nitrogen	EPA 300.0	<0.025	mg/L
QC12050996	Blank 2	Nitrite Nitrogen	EPA 300.0	<0.025	mg/L
QC12050996	Blank 3	Nitrite Nitrogen	EPA 300.0	<0.025	mg/L
QC12050999	Blank 1	Nitrate Nitrogen	EPA 300.0	<1.0	mg/L
QC12050999	Blank 2	Nitrate Nitrogen	EPA 300.0	<1.0	mg/L
QC12050999	Blank 3	Nitrate Nitrogen	EPA 300.0	<1.0	mg/L
QC12051003	Blank 1	Sulfate	EPA 300.0	<1.0	mg/L
QC12051003	Blank 2	Sulfate	EPA 300.0	<1.0	mg/L
QC12051003	Blank 3	Sulfate	EPA 300.0	<1.0	mg/L
QC12051009	Blank 1	Total Dissolved Solids (TDS)	SM 2540C	<10	mg/L
QC12051009	Blank 2	Total Dissolved Solids (TDS)	SM 2540C	<10	mg/L
QC12060084	Blank 1	Aluminum	EPA 200.7	<0.045	mg/L
		Barium	EPA 200.7	<0.010	mg/L
		Beryllium	EPA 200.7	<0.0010	mg/L
		Bismuth	EPA 200.7	<0.10	mg/L
		Boron	EPA 200.7	<0.10	mg/L
		Cadmium	EPA 200.7	<0.0010	mg/L
		Calcium	EPA 200.7	<0.50	mg/L
		Chromium	EPA 200.7	<0.0050	mg/L
		Cobalt	EPA 200.7	<0.010	mg/L
		Copper	EPA 200.7	<0.050	mg/L
		Gallium	EPA 200.7	<0.10	mg/L
		Iron	EPA 200.7	<0.010	mg/L
		Lithium	EPA 200.7	<0.10	mg/L
		Magnesium	EPA 200.7	<0.50	mg/L
		Manganese	EPA 200.7	<0.0050	mg/L
		Molybdenum	EPA 200.7	<0.010	mg/L
		Nickel	EPA 200.7	<0.010	mg/L
		Phosphorus	EPA 200.7	<0.50	mg/L
		Potassium	EPA 200.7	<0.50	mg/L
		Scandium	EPA 200.7	<0.10	mg/L
		Silver	EPA 200.7	<0.0050	mg/L
		Sodium	EPA 200.7	<0.50	mg/L
		Strontium	EPA 200.7	<0.10	mg/L
		Tin	EPA 200.7	<0.10	mg/L
		Titanium	EPA 200.7	<0.10	mg/L
		Vanadium	EPA 200.7	<0.010	mg/L
		Zinc	EPA 200.7	<0.010	mg/L
QC12060100	Blank 1	Mercury	EPA 200.8	<0.00010	mg/L
		Antimony	EPA 200.8	<0.0025	mg/L
		Arsenic	EPA 200.8	<0.0050	mg/L

475 East Greg Street Suite #119
Sparks, NV 89431 (775) 355-0202
EPA Lab ID: NV00925 - ELAP No: 2523

1084 Lamoille Hwy
Elko, NV 89801 (775) 777-9933
EPA Lab ID: NV00926

3230 Polaris Ave #4
Las Vegas, NV 89102 (702) 475-8899
EPA Lab ID: NV00932

QCBatchID	QCType	Parameter	Method	Result	Units
		Lead	EPA 200.8	<0.0025	mg/L
		Selenium	EPA 200.8	<0.0050	mg/L
		Thallium	EPA 200.8	<0.0010	mg/L
		Uranium	EPA 200.8	<0.0050	mg/L

QCBatchID	QCType	Parameter	Method	Result	Actual	% Recovery	Units
QC12050959	LCS 1	pH	SM 4500-H+ B	7.00	7.00	100	pH Units
QC12050959	LCS 2	pH	SM 4500-H+ B	7.01	7.00	100	pH Units
QC12050959	LCS 3	pH	SM 4500-H+ B	7.01	7.00	100	pH Units
QC12050961	LCS 1	Alkalinity	SM 2320B	99.6	100	100	mg/L
QC12050961	LCS 2	Alkalinity	SM 2320B	99.5	100	99	mg/L
QC12050989	LCS 1	Fluoride	EPA 300.0	1.82	2.00	91	mg/L
QC12050993	LCS 1	Chloride	EPA 300.0	10.5	10.0	105	mg/L
QC12050996	LCS 1	Nitrite Nitrogen	EPA 300.0	0.509	0.500	102	mg/L
QC12050999	LCS 1	Nitrate Nitrogen	EPA 300.0	2.01	2.00	101	mg/L
QC12051003	LCS 1	Sulfate	EPA 300.0	24.2	25.0	97	mg/L
QC12051009	LCS 1	Total Dissolved Solids (TDS)	SM 2540C	151	150	100	mg/L
QC12051009	LCS 2	Total Dissolved Solids (TDS)	SM 2540C	147	150	98	mg/L
QC12060084	LCS 1	Aluminum	EPA 200.7	0.961	1.00	96	mg/L
		Barium	EPA 200.7	0.939	1.00	94	mg/L
		Beryllium	EPA 200.7	0.930	1.00	93	mg/L
		Bismuth	EPA 200.7	0.948	1.00	95	mg/L
		Boron	EPA 200.7	0.888	1.00	89	mg/L
		Cadmium	EPA 200.7	0.918	1.00	92	mg/L
		Calcium	EPA 200.7	9.66	10.0	97	mg/L
		Chromium	EPA 200.7	0.925	1.00	92	mg/L
		Cobalt	EPA 200.7	0.925	1.00	92	mg/L
		Copper	EPA 200.7	4.67	5.00	93	mg/L
		Gallium	EPA 200.7	0.947	1.00	95	mg/L
		Iron	EPA 200.7	0.967	1.00	97	mg/L
		Lithium	EPA 200.7	0.964	1.00	96	mg/L
		Magnesium	EPA 200.7	9.48	10.0	95	mg/L
		Manganese	EPA 200.7	0.930	1.00	93	mg/L
		Molybdenum	EPA 200.7	0.931	1.00	93	mg/L
		Nickel	EPA 200.7	4.63	5.00	93	mg/L
		Phosphorus	EPA 200.7	4.56	5.00	91	mg/L
		Potassium	EPA 200.7	9.91	10.0	99	mg/L
		Scandium	EPA 200.7	0.946	1.00	95	mg/L
		Silver	EPA 200.7	0.084	0.090	94	mg/L
		Sodium	EPA 200.7	9.61	10.0	96	mg/L
		Strontium	EPA 200.7	0.969	1.00	97	mg/L
		Tin	EPA 200.7	0.907	1.00	91	mg/L
		Titanium	EPA 200.7	0.969	1.00	97	mg/L
		Vanadium	EPA 200.7	0.931	1.00	93	mg/L
		Zinc	EPA 200.7	0.919	1.00	92	mg/L
QC12060100	LCS 1	Mercury	EPA 200.8	0.000895	0.001	90	mg/L
		Antimony	EPA 200.8	0.0095	0.010	95	mg/L
		Arsenic	EPA 200.8	0.0493	0.050	99	mg/L
		Lead	EPA 200.8	0.0092	0.010	92	mg/L
		Selenium	EPA 200.8	0.0449	0.050	90	mg/L
		Thallium	EPA 200.8	0.0090	0.010	90	mg/L
		Uranium	EPA 200.8	0.0091	0.010	91	mg/L

			Duplicate	Sample	Duplicate	

475 East Greg Street Suite #119
Sparks, NV 89431 (775) 355-0202
EPA Lab ID: NV00925 - ELAP No: 2523

1084 Lamoille Hwy
Elko, NV 89801 (775) 777-9933
EPA Lab ID: NV00926

3230 Polaris Ave #4
Las Vegas, NV 89102 (702) 475-8899
EPA Lab ID: NV00932

QCBatchID	QCType			Sample	Result	Result		
QC12050959	Duplicate	pH	SM 4500-H+ B	1205462-002	8.07	8.10	pH Units	<1%
QC12050959	Duplicate	pH	SM 4500-H+ B	1205465-005	7.17	7.17	pH Units	<1%
QC12050959	Duplicate	pH	SM 4500-H+ B	1205484-001	7.56	7.59	pH Units	<1%
QC12050959	Duplicate	pH	SM 4500-H+ B	1205486-001	7.88	7.88	pH Units	<1%
QC12050959	Duplicate	pH	SM 4500-H+ B	1205486-003	7.62	7.64	pH Units	<1%
QC12050961	Duplicate	Bicarbonate (HCO3)	SM 2320B	1205462-002	213	213	mg/L	<1%
		Carbonate (CO3)	SM 2320B	1205462-002	<1.000	<1.000	mg/L	<1%
		Hydroxide (OH)	SM 2320B	1205462-002	<1.000	<1.000	mg/L	<1%
		Total Alkalinity	SM 2320B	1205462-002	174	175	mg/L as CaCO3	<1%
QC12050961	Duplicate	Bicarbonate (HCO3)	SM 2320B	1205465-005	375	375	mg/L	<1%
		Carbonate (CO3)	SM 2320B	1205465-005	<1.000	<1.000	mg/L	<1%
		Hydroxide (OH)	SM 2320B	1205465-005	<1.000	<1.000	mg/L	<1%
		Total Alkalinity	SM 2320B	1205465-005	308	307	mg/L as CaCO3	<1%
QC12050961	Duplicate	Bicarbonate (HCO3)	SM 2320B	1205484-001	114	114	mg/L	<1%
		Carbonate (CO3)	SM 2320B	1205484-001	<1.000	<1.000	mg/L	<1%
		Hydroxide (OH)	SM 2320B	1205484-001	<1.000	<1.000	mg/L	<1%
		Total Alkalinity	SM 2320B	1205484-001	93.2	93.2	mg/L as CaCO3	<1%
QC12050961	Duplicate	Bicarbonate (HCO3)	SM 2320B	1205486-001	132	131	mg/L	1 %
		Carbonate (CO3)	SM 2320B	1205486-001	<1.000	<1.000	mg/L	<1%
		Hydroxide (OH)	SM 2320B	1205486-001	<1.000	<1.000	mg/L	<1%
		Total Alkalinity	SM 2320B	1205486-001	109	107	mg/L as CaCO3	1 %
QC12050961	Duplicate	Bicarbonate (HCO3)	SM 2320B	1205486-003	205	205	mg/L	<1%
		Carbonate (CO3)	SM 2320B	1205486-003	<1.000	<1.000	mg/L	<1%
		Hydroxide (OH)	SM 2320B	1205486-003	<1.000	<1.000	mg/L	<1%
		Total Alkalinity	SM 2320B	1205486-003	168	168	mg/L as CaCO3	<1%
QC12051009	Duplicate	Total Dissolved Solids (TDS)	SM 2540C	1205463-001	7000	6960	mg/L	1 %
QC12051009	Duplicate	Total Dissolved Solids (TDS)	SM 2540C	1205470-002	136	134	mg/L	2 %
QC12051009	Duplicate	Total Dissolved Solids (TDS)	SM 2540C	1205474-006	29.0	31.0	mg/L	7 %

QCBatchID	QCType	Parameter	Method	Spike Sample	Sample Result	MS Result	MSD Result	Spike Value	Units	MS % Rec.	MSD % Rec.	RPD
QC12050989	MS 1	Fluoride	EPA 300.0	1205478-002	1.23	2.92	2.93	2.00	mg/L	84	85	<1%
QC12050989	MS 2	Fluoride	EPA 300.0	1205479-001	<0.100	1.97	1.99	2.00	mg/L	96	97	1 %
QC12050993	MS 1	Chloride	EPA 300.0	1205478-002	<1.000	5.49	5.72	5.00	mg/L	101	106	4 %
QC12050993	MS 2	Chloride	EPA 300.0	1205479-001	<1.000	5.13	5.29	5.00	mg/L	101	104	3 %
QC12050996	MS 1	Nitrite Nitrogen	EPA 300.0	1205478-002	<0.030	0.510	0.532	0.500	mg/L	101	105	4 %
QC12050996	MS 2	Nitrite Nitrogen	EPA 300.0	1205479-001	<0.030	0.510	0.526	0.500	mg/L	101	104	3 %
QC12050999	MS 1	Nitrate Nitrogen	EPA 300.0	1205478-002	<1.000	2.04	2.13	2.00	mg/L	100	105	4 %
QC12050999	MS 2	Nitrate Nitrogen	EPA 300.0	1205479-001	<1.000	2.04	2.10	2.00	mg/L	100	104	3 %
QC12051003	MS 1	Sulfate	EPA 300.0	1205478-002	18.0	27.3	27.8	10.0	mg/L	93	97	2 %
QC12051003	MS 2	Sulfate	EPA 300.0	1205479-001	10.8	20.3	20.6	10.0	mg/L	95	98	1 %
QC12060084	MS 1	Aluminum	EPA 200.7	1205432-005	<0.045	0.967	1.03	1.00	mg/L	94	101	6 %
		Barium	EPA 200.7	1205432-005	0.050	0.987	1.03	1.00	mg/L	94	98	4 %
		Beryllium	EPA 200.7	1205432-005	<0.001	0.942	0.981	1.00	mg/L	94	98	4 %
		Bismuth	EPA 200.7	1205432-005	<0.100	0.943	0.963	1.00	mg/L	94	96	2 %
		Boron	EPA 200.7	1205432-005	0.146	1.08	1.13	1.00	mg/L	93	98	5 %

475 East Greg Street Suite #119
Sparks, NV 89431 (775) 355-0202
EPA Lab ID: NV00925 - ELAP No: 2523

1084 Lamoille Hwy
Elko, NV 89801 (775) 777-9933
EPA Lab ID: NV00926

3230 Polaris Ave #4
Las Vegas, NV 89102 (702) 475-8899
EPA Lab ID: NV00932

QCBatchID	QCType	Parameter	Method	Spike Sample	Sample Result		MS Result	MSD Result	Spike Value	Units	MS % Rec.	MSD % Rec.	RPD
		Cadmium	EPA 200.7	1205432-005	<0.001		0.898	0.959	1.00	mg/L	90	96	7 %
		Calcium	EPA 200.7	1205432-005	36.3		46.8	45.0	10.0	mg/L	105	87	4 %
		Chromium	EPA 200.7	1205432-005	<0.005		0.927	0.976	1.00	mg/L	93	98	5 %
		Cobalt	EPA 200.7	1205432-005	<0.010		0.914	0.959	1.00	mg/L	91	96	5 %
		Copper	EPA 200.7	1205432-005	<0.050		4.91	5.13	5.00	mg/L	98	103	4 %
		Gallium	EPA 200.7	1205432-005	<0.100		0.985	1.02	1.00	mg/L	98	102	3 %
		Iron	EPA 200.7	1205432-005	0.031		1.01	1.01	1.00	mg/L	98	98	<1%
		Lithium	EPA 200.7	1205432-005	<0.100		1.04	1.03	1.00	mg/L	96	95	1 %
		Magnesium	EPA 200.7	1205432-005	11.1		20.6	20.4	10.0	mg/L	95	93	1 %
		Manganese	EPA 200.7	1205432-005	0.109		1.03	1.09	1.00	mg/L	92	98	6 %
		Molybdenum	EPA 200.7	1205432-005	<0.010		0.956	0.984	1.00	mg/L	95	97	3 %
		Nickel	EPA 200.7	1205432-005	<0.010		4.55	4.80	5.00	mg/L	91	96	5 %
		Phosphorus	EPA 200.7	1205432-005	<0.500		4.66	4.88	5.00	mg/L	93	97	5 %
		Potassium	EPA 200.7	1205432-005	7.21		17.6	17.1	10.0	mg/L	104	99	3 %
		Scandium	EPA 200.7	1205432-005	<0.100		0.965	0.991	1.00	mg/L	97	99	3 %
		Silver	EPA 200.7	1205432-005	<0.005		0.085	0.089	0.090	mg/L	96	100	5 %
		Sodium	EPA 200.7	1205432-005	59.7	SC	73.6	69.5	10.0	mg/L	NC	NC	NC
		Strontium	EPA 200.7	1205432-005	0.438		1.49	1.43	1.00	mg/L	105	99	4 %
		Tin	EPA 200.7	1205432-005	<0.100		0.882	0.924	1.00	mg/L	91	95	5 %
		Titanium	EPA 200.7	1205432-005	<0.100		0.993	0.991	1.00	mg/L	99	99	<1%
		Vanadium	EPA 200.7	1205432-005	0.015		0.964	1.00	1.00	mg/L	95	98	4 %
		Zinc	EPA 200.7	1205432-005	<0.010		0.908	0.965	1.00	mg/L	91	96	6 %
QC12060100	MS 1	Mercury	EPA 200.8	1205432-005	<0.00010		0.000892	0.000871	0.001	mg/L	89	87	2 %
		Antimony	EPA 200.8	1205432-005	<0.0025		0.0103	0.0103	0.010	mg/L	102	102	<1%
		Arsenic	EPA 200.8	1205432-005	0.0557		0.1079	0.1076	0.050	mg/L	104	104	<1%
		Lead	EPA 200.8	1205432-005	<0.0025		0.0100	0.0099	0.010	mg/L	100	99	1 %
		Selenium	EPA 200.8	1205432-005	<0.0050		0.0430	0.0439	0.050	mg/L	84	86	2 %
		Thallium	EPA 200.8	1205432-005	<0.0010		0.0099	0.0098	0.010	mg/L	100	98	1 %
		Uranium	EPA 200.8	1205432-005	<0.0050		0.0106	0.0106	0.010	mg/L	106	106	<1%

475 East Greg Street Suite #119
Sparks, NV 89431 (775) 355-0202
EPA Lab ID: NV00925 - ELAP No: 2523

1084 Lamoille Hwy
Elko, NV 89801 (775) 777-9933
EPA Lab ID: NV00926

3230 Polaris Ave #4
Las Vegas, NV 89102 (702) 475-8899
EPA Lab ID: NV00932

WETLAB
WESTERN ENVIRONMENTAL TESTING LABORATORY
Specializing in Soil, Hazardous Waste and Water Analysis.
475 E. Greg Street #119 | Sparks, Nevada 89431
tel (775) 355-0202 | fax (775) 355-0617 | www.WETLaboratory.com

Lab Number 1205478
Report Due Date: 6/8/12
Page 1 of 1

Client McClelland Laboratories, Inc.
Address 1016 Greg Street
City, State & Zip Sparks, NV 89431
Contact Gene McClelland
Phone 775-356-1300 | Collector's Name Robert
Fax 775-356-8917 | Project Name
P.O. Number | Project Number 3438
Email mli@mettest.com

Turnaround Time
Standard 5 Day Other

Billing Address (if different than Client Address):
Company
Address
City, State & Zip
Contact
Phone
Fax
Email

Additional Information

Fax Results	Y	N	To: Client	Billing
Email Results	Y	N	To: Client	Billing
Compliance Monitoring	Y	N		
Fax Results to State EPA	Y	N		

Sample Type Codes

DW = Drinking Water
WW = Wastewater
SW = Surface Water
MW = Monitoring Well
SD = Solid
SO = Soil
HW = Hazardous Waste
OTHER:

Analyses Requested

SAMPLE ID LOCATION		DATE	TIME	SAMPLE TYPE	NO. OF CONTAINERS	Profile II w/o Wad	Uranium								Spl. No.
CF-11-02 (0-27)	Wk:2	05/24/12	9:00	WW	2	X	X								1
CF-11-02 (367-408)	↓	↓	↓	↓	↓	↓	↓								2

1205 478 1

Instructions/Comments/Special Requirements:

SAMPLE RECEIPT	DATE	TIME	Samples Relinquished By	Samples Received By
Temperature 22.5 °C	5/24	1420	[signature]	[signature]
Custody Seals Intact? Y N None				
Number of Containers 4				

WETLAB'S Standard Terms and Conditions apply unless written agreements specify otherwise. Payment terms are Net 30.

To the maximum extent permitted by law, the Client agrees to limit the liability of WETLAB for the Client's damages to the total compesation received, unless other agreements are made in writing. This limitation shall apply regardless of the cause of action or legal theory pled or asserted.

301.2E

5/30/2012

McClelland Laboratory
1016 Greg Street
Sparks, NV 89431
Attn: Gene McClelland

OrderID: *1205362*

Dear: Gene McClelland

This is to transmit the attached analytical report. The analytical data and information contained therein was generated using specified or selected methods contained in references, such as Standard Methods for the Examination of Water and Wastewater, 18th & 19th editions, Methods for Determination of Organic Compounds in Drinking Water, EPA-600/4-79-020, and Test Methods for Evaluation of Solid Waste, Physical/Chemical Methods (SW846) Third Edition.

The samples were received by WETLAB-Western Environmental Testing Laboratory in good condition on 5/17/2012. Additional comments are located on page 2 of this report.

If you should have any questions or comments regarding this report, please do not hesitate to call.

Sincerely,

Andy Smith
QA Manager

SPARKS
475 E. Greg Street, Suite 119
Sparks, Nevada 89431
tel (775) 355-0202
fax (775) 355-0817

ELKO
1084 Lamoille Hwy.
Elko, Nevada 89801
tel (775) 777-9933
fax (775) 777-9933

LAS VEGAS
3230 Polaris Ave., Suite 4
Las Vegas, Nevada 89102
tel (702) 475-8899
fax (702) 776-6152

Western Environmental Testing Laboratory
Report Comments

McClelland Laboratory - 1205362

General Comments

None

Specific Comments

None

Data Qualifier Legend

B -- Blank contamination; Analyte detected above the method reporting limit in an associated blank

HT -- Sample held beyond the accepted holding time

J -- The reported value is between the laboratory method detection limit and the laboratory practical quantitation limit

M -- Reported value is estimated; The sample matrix interfered with the analysis

N -- There was insufficient sample available to perform a spike and/or duplicate on this analytical batch.

NC -- Not calculated due to matrix interference

Q -- Reported value is estimated; The value failed to meet QC criteria for either precision or accuracy

SC -- Spike recovery not calculated. Sample concentration >4X the spike amount; therefore, the spike could not be adequately recovered.

475 East Greg Street Suite #119
Sparks, NV 89431 (775) 355-0202
EPA Lab ID: NV00925 - ELAP No: 2523

1084 Lamoille Hwy
Elko, NV 89801 (775) 777-9933
EPA Lab ID: NV00926

3230 Polaris Ave #4
Las Vegas, NV 89102 (702) 475-8899
EPA Lab ID: NV00932

Western Environmental Testing Laboratory
Analytical Report

McClelland Laboratory
1016 Greg Street
Sparks, NV 89431
Attn: Gene McClelland
Phone: (775) 356-1300 **Fax:** (775) 356-8917
PO\Project: *3438*

Date Printed: 5/30/2012
OrderID: *1205362*

Customer Sample ID: CF-11-02 (0-27) WK:1
WETLAB Sample ID: 1205362-001

Collect Date/Time: 5/17/2012 09:00
Receive Date: 5/17/2012 15:20

PROFILE II

Parameter	Method	Results	Units	Reporting Limit	Date Analyzed
pH	SM 4500-H+ B	7.45	pH Units		5/17/2012
Bicarbonate (HCO3)	SM 2320B	110	mg/L	1.0	5/17/2012
Carbonate (CO3)	SM 2320B	<1.0	mg/L	1.0	5/17/2012
Hydroxide (OH)	SM 2320B	<1.0	mg/L	1.0	5/17/2012
Total Alkalinity	SM 2320B	92	mg/L as CaCO3	1.0	5/17/2012
Chloride	EPA 300.0	1.7	mg/L	1.00	5/18/2012
Fluoride	EPA 300.0	4.4	mg/L	0.50	5/21/2012
Sulfate	EPA 300.0	54	mg/L	1.5	5/18/2012
Nitrate Nitrogen	EPA 300.0	<1.0	mg/L	1.0	5/18/2012
Nitrite Nitrogen	EPA 300.0	<0.030	mg/L	0.030	5/18/2012
Total Dissolved Solids (TDS)	SM 2540C	210	mg/L	10	5/21/2012
Aluminum	EPA 200.7	<0.045	mg/L	0.045	5/23/2012
Barium	EPA 200.7	<0.010	mg/L	0.010	5/23/2012
Beryllium	EPA 200.7	<0.0010	mg/L	0.0010	5/23/2012
Bismuth	EPA 200.7	<0.10	mg/L	0.10	5/23/2012
Boron	EPA 200.7	<0.10	mg/L	0.10	5/23/2012
Cadmium	EPA 200.7	<0.0010	mg/L	0.0010	5/23/2012
Calcium	EPA 200.7	32	mg/L	0.50	5/23/2012
Chromium	EPA 200.7	<0.0050	mg/L	0.0050	5/23/2012
Cobalt	EPA 200.7	<0.010	mg/L	0.010	5/23/2012
Copper	EPA 200.7	<0.050	mg/L	0.050	5/23/2012
Gallium	EPA 200.7	<0.10	mg/L	0.10	5/23/2012
Iron	EPA 200.7	<0.010	mg/L	0.010	5/23/2012
Lithium	EPA 200.7	<0.10	mg/L	0.10	5/23/2012
Magnesium	EPA 200.7	6.7	mg/L	0.50	5/23/2012
Manganese	EPA 200.7	0.12	mg/L	0.0050	5/23/2012
Molybdenum	EPA 200.7	0.059	mg/L	0.010	5/23/2012

475 East Greg Street Suite #119
Sparks, NV 89431 (775) 355-0202
EPA Lab ID: NV00925 - ELAP No: 2523

1084 Lamoille Hwy
Elko, NV 89801 (775) 777-9933
EPA Lab ID: NV00926

3230 Polaris Ave #4
Las Vegas, NV 89102 (702) 475-8899
EPA Lab ID: NV00932

Customer Sample ID: CF-11-02 (0-27) WK:1
WETLAB Sample ID: 1205362-001
Collect Date/Time: 5/17/2012 09:00
Receive Date: 5/17/2012 15:20

PROFILE II

Parameter	Method	Results	Units	Reporting Limit	Date Analyzed
Nickel	EPA 200.7	<0.010	mg/L	0.010	5/23/2012
Phosphorus	EPA 200.7	<0.50	mg/L	0.50	5/23/2012
Potassium	EPA 200.7	15	mg/L	0.50	5/23/2012
Scandium	EPA 200.7	<0.10	mg/L	0.10	5/23/2012
Silver	EPA 200.7	<0.0050	mg/L	0.0050	5/23/2012
Sodium	EPA 200.7	18	mg/L	0.50	5/23/2012
Strontium	EPA 200.7	0.33	mg/L	0.10	5/23/2012
Tin	EPA 200.7	<0.10	mg/L	0.10	5/23/2012
Titanium	EPA 200.7	<0.10	mg/L	0.10	5/23/2012
Vanadium	EPA 200.7	<0.010	mg/L	0.010	5/23/2012
Zinc	EPA 200.7	<0.010	mg/L	0.010	5/23/2012
Mercury	EPA 200.8	0.00036	mg/L	0.00010	5/24/2012
Antimony	EPA 200.8	<0.0025	mg/L	0.0025	5/23/2012
Arsenic	EPA 200.8	<0.0050	mg/L	0.0050	5/23/2012
Lead	EPA 200.8	0.0028	mg/L	0.0025	5/24/2012
Selenium	EPA 200.8	0.011	mg/L	0.0050	5/24/2012
Thallium	EPA 200.8	<0.0010	mg/L	0.0010	5/24/2012
Uranium	EPA 200.8	0.027	mg/L	0.0050	5/24/2012
Anions	Calculation	3.21	meq/L	0.10	
Cations	Calculation	3.32	meq/L	0.10	
Error	Calculation	1.7	%	1.0	

Customer Sample ID: CF-11-02 (367-408) WK:1
WETLAB Sample ID: 1205362-002
Collect Date/Time: 5/17/2012 09:00
Receive Date: 5/17/2012 15:20

PROFILE II

Parameter	Method	Results	Units	Reporting Limit	Date Analyzed
pH	SM 4500-H+ B	7.25	pH Units		5/17/2012
Bicarbonate (HCO3)	SM 2320B	56	mg/L	1.0	5/17/2012
Carbonate (CO3)	SM 2320B	<1.0	mg/L	1.0	5/17/2012
Hydroxide (OH)	SM 2320B	<1.0	mg/L	1.0	5/17/2012
Total Alkalinity	SM 2320B	46	mg/L as CaCO3	1.0	5/17/2012
Chloride	EPA 300.0	3.4	mg/L	1.00	5/18/2012
Fluoride	EPA 300.0	1.7	mg/L	0.10	5/18/2012
Sulfate	EPA 300.0	32	mg/L	1.5	5/18/2012
Nitrate Nitrogen	EPA 300.0	<1.0	mg/L	1.0	5/18/2012
Nitrite Nitrogen	EPA 300.0	<0.030	mg/L	0.030	5/18/2012
Total Dissolved Solids (TDS)	SM 2540C	150	mg/L	10	5/21/2012
Aluminum	EPA 200.7	0.090	mg/L	0.045	5/23/2012

475 East Greg Street Suite #119
Sparks, NV 89431 (775) 355-0202
EPA Lab ID: NV00925 - ELAP No: 2523

1084 Lamoille Hwy
Elko, NV 89801 (775) 777-9933
EPA Lab ID: NV00926

3230 Polaris Ave #4
Las Vegas, NV 89102 (702) 475-8899
EPA Lab ID: NV00932

Customer Sample ID: CF-11-02 (367-408) WK:1
WETLAB Sample ID: 1205362-002

Collect Date/Time: 5/17/2012 09:00
Receive Date: 5/17/2012 15:20

PROFILE II

Parameter	Method	Results	Units	Reporting Limit	Date Analyzed
Barium	EPA 200.7	0.011	mg/L	0.010	5/23/2012
Beryllium	EPA 200.7	<0.0010	mg/L	0.0010	5/23/2012
Bismuth	EPA 200.7	<0.10	mg/L	0.10	5/23/2012
Boron	EPA 200.7	<0.10	mg/L	0.10	5/23/2012
Cadmium	EPA 200.7	<0.0010	mg/L	0.0010	5/23/2012
Calcium	EPA 200.7	16	mg/L	0.50	5/23/2012
Chromium	EPA 200.7	<0.0050	mg/L	0.0050	5/23/2012
Cobalt	EPA 200.7	<0.010	mg/L	0.010	5/23/2012
Copper	EPA 200.7	<0.050	mg/L	0.050	5/23/2012
Gallium	EPA 200.7	<0.10	mg/L	0.10	5/23/2012
Iron	EPA 200.7	<0.010	mg/L	0.010	5/23/2012
Lithium	EPA 200.7	<0.10	mg/L	0.10	5/23/2012
Magnesium	EPA 200.7	1.9	mg/L	0.50	5/23/2012
Manganese	EPA 200.7	<0.0050	mg/L	0.0050	5/23/2012
Molybdenum	EPA 200.7	0.016	mg/L	0.010	5/23/2012
Nickel	EPA 200.7	<0.010	mg/L	0.010	5/23/2012
Phosphorus	EPA 200.7	<0.50	mg/L	0.50	5/23/2012
Potassium	EPA 200.7	10	mg/L	0.50	5/23/2012
Scandium	EPA 200.7	<0.10	mg/L	0.10	5/23/2012
Silver	EPA 200.7	<0.0050	mg/L	0.0050	5/23/2012
Sodium	EPA 200.7	18	mg/L	0.50	5/23/2012
Strontium	EPA 200.7	0.24	mg/L	0.10	5/23/2012
Tin	EPA 200.7	<0.10	mg/L	0.10	5/23/2012
Titanium	EPA 200.7	<0.10	mg/L	0.10	5/23/2012
Vanadium	EPA 200.7	<0.010	mg/L	0.010	5/23/2012
Zinc	EPA 200.7	<0.010	mg/L	0.010	5/23/2012
Mercury	EPA 200.8	<0.00010	mg/L	0.00010	5/24/2012
Antimony	EPA 200.8	<0.0025	mg/L	0.0025	5/23/2012
Arsenic	EPA 200.8	<0.0050	mg/L	0.0050	5/23/2012
Lead	EPA 200.8	0.0027	mg/L	0.0025	5/24/2012
Selenium	EPA 200.8	0.0054	mg/L	0.0050	5/24/2012
Thallium	EPA 200.8	<0.0010	mg/L	0.0010	5/24/2012
Uranium	EPA 200.8	0.0062	mg/L	0.0050	5/24/2012
Anions	Calculation	1.77	meq/L	0.10	
Cations	Calculation	2.00	meq/L	0.10	
Error	Calculation	6.2	%	1.0	

475 East Greg Street Suite #119
Sparks, NV 89431 (775) 355-0202
EPA Lab ID: NV00925 - ELAP No: 2523

1084 Lamoille Hwy
Elko, NV 89801 (775) 777-9933
EPA Lab ID: NV00926

3230 Polaris Ave #4
Las Vegas, NV 89102 (702) 475-8899
EPA Lab ID: NV00932

Western Environmental Testing Laboratory
QC Report

QCBatchID	QCType	Parameter	Method	Result	Units
QC12050733	Blank 1	Fluoride	EPA 300.0	<0.10	mg/L
QC12050733	Blank 2	Fluoride	EPA 300.0	<0.10	mg/L
QC12050733	Blank 3	Fluoride	EPA 300.0	<0.10	mg/L
QC12050737	Blank 1	Chloride	EPA 300.0	<1.0	mg/L
QC12050737	Blank 2	Chloride	EPA 300.0	<1.0	mg/L
QC12050737	Blank 3	Chloride	EPA 300.0	<1.0	mg/L
QC12050739	Blank 1	Sulfate	EPA 300.0	<1.0	mg/L
QC12050739	Blank 2	Sulfate	EPA 300.0	<1.0	mg/L
QC12050739	Blank 3	Sulfate	EPA 300.0	<1.0	mg/L
QC12050764	Blank 1	Nitrite Nitrogen	EPA 300.0	<0.025	mg/L
QC12050764	Blank 2	Nitrite Nitrogen	EPA 300.0	<0.025	mg/L
QC12050764	Blank 3	Nitrite Nitrogen	EPA 300.0	<0.025	mg/L
QC12050768	Blank 1	Nitrate Nitrogen	EPA 300.0	<1.0	mg/L
QC12050768	Blank 2	Nitrate Nitrogen	EPA 300.0	<1.0	mg/L
QC12050768	Blank 3	Nitrate Nitrogen	EPA 300.0	<1.0	mg/L
QC12050780	Blank 1	Fluoride	EPA 300.0	<0.10	mg/L
QC12050780	Blank 2	Fluoride	EPA 300.0	<0.10	mg/L
QC12050780	Blank 3	Fluoride	EPA 300.0	<0.10	mg/L
QC12050833	Blank 1	Total Dissolved Solids (TDS)	SM 2540C	<10	mg/L
QC12050833	Blank 2	Total Dissolved Solids (TDS)	SM 2540C	<10	mg/L
QC12050868	Blank 1	Aluminum, Dissolved	EPA 200.7	<0.045	mg/L
		Barium, Dissolved	EPA 200.7	<0.010	mg/L
		Beryllium, Dissolved	EPA 200.7	<0.0010	mg/L
		Bismuth, Dissolved	EPA 200.7	<0.10	mg/L
		Boron, Dissolved	EPA 200.7	<0.10	mg/L
		Cadmium, Dissolved	EPA 200.7	<0.0010	mg/L
		Calcium, Dissolved	EPA 200.7	<0.50	mg/L
		Chromium, Dissolved	EPA 200.7	<0.0050	mg/L
		Cobalt, Dissolved	EPA 200.7	<0.010	mg/L
		Copper, Dissolved	EPA 200.7	<0.050	mg/L
		Gallium, Dissolved	EPA 200.7	<0.10	mg/L
		Iron, Dissolved	EPA 200.7	<0.010	mg/L
		Lithium, Dissolved	EPA 200.7	<0.10	mg/L
		Magnesium, Dissolved	EPA 200.7	<0.50	mg/L
		Manganese, Dissolved	EPA 200.7	<0.0050	mg/L
		Molybdenum, Dissolved	EPA 200.7	<0.010	mg/L
		Nickel, Dissolved	EPA 200.7	<0.010	mg/L
		Phosphorus, Dissolved	EPA 200.7	<0.50	mg/L
		Potassium, Dissolved	EPA 200.7	<0.50	mg/L
		Scandium, Dissolved	EPA 200.7	<0.10	mg/L
		Silver, Dissolved	EPA 200.7	<0.0050	mg/L
		Sodium, Dissolved	EPA 200.7	<0.50	mg/L
		Strontium, Dissolved	EPA 200.7	<0.10	mg/L
		Tin, Dissolved	EPA 200.7	<0.10	mg/L
		Titanium, Dissolved	EPA 200.7	<0.10	mg/L
		Vanadium, Dissolved	EPA 200.7	<0.010	mg/L
		Zinc, Dissolved	EPA 200.7	<0.010	mg/L

475 East Greg Street Suite #119
Sparks, NV 89431 (775) 355-0202
EPA Lab ID: NV00925 - ELAP No: 2523

1084 Lamoille Hwy
Elko, NV 89801 (775) 777-9933
EPA Lab ID: NV00926

3230 Polaris Ave #4
Las Vegas, NV 89102 (702) 475-8899
EPA Lab ID: NV00932

QCBatchID	QCType	Parameter	Method	Result	Units
QC12050892	Blank 1	Uranium, Dissolved	EPA 200.8	<0.0050	mg/L
		Mercury, Dissolved	EPA 200.8	<0.00010	mg/L
		Antimony, Dissolved	EPA 200.8	<0.0025	mg/L
		Arsenic, Dissolved	EPA 200.8	<0.0050	mg/L
		Lead, Dissolved	EPA 200.8	<0.0025	mg/L
		Selenium, Dissolved	EPA 200.8	<0.0050	mg/L
		Thallium, Dissolved	EPA 200.8	<0.0010	mg/L

QCBatchID	QCType	Parameter	Method	Result	Actual	% Recovery	Units
QC12050681	LCS 1	pH	SM 4500-H+ B	7.00	7.00	100	pH Units
QC12050681	LCS 2	pH	SM 4500-H+ B	7.02	7.00	100	pH Units
QC12050681	LCS 3	pH	SM 4500-H+ B	7.02	7.00	100	pH Units
QC12050681	LCS 4	pH	SM 4500-H+ B	7.03	7.00	100	pH Units
QC12050682	LCS 1	Alkalinity	SM 2320B	100.0	100	100	mg/L
QC12050682	LCS 2	Alkalinity	SM 2320B	99.6	100	100	mg/L
QC12050682	LCS 3	Alkalinity	SM 2320B	100	100	100	mg/L
QC12050686	LCS 1	pH	SM 4500-H+ B	7.02	7.00	100	pH Units
QC12050733	LCS 1	Fluoride	EPA 300.0	1.92	2.00	96	mg/L
QC12050737	LCS 1	Chloride	EPA 300.0	10.8	10.0	108	mg/L
QC12050739	LCS 1	Sulfate	EPA 300.0	24.5	25.0	98	mg/L
QC12050764	LCS 1	Nitrite Nitrogen	EPA 300.0	0.520	0.500	104	mg/L
QC12050768	LCS 1	Nitrate Nitrogen	EPA 300.0	2.01	2.00	100	mg/L
QC12050780	LCS 1	Fluoride	EPA 300.0	1.87	2.00	93	mg/L
QC12050833	LCS 1	Total Dissolved Solids (TDS)	SM 2540C	148	150	99	mg/L
QC12050833	LCS 2	Total Dissolved Solids (TDS)	SM 2540C	148	150	99	mg/L
QC12050868	LCS 1	Aluminum	EPA 200.7	1.05	1.00	105	mg/L
		Barium	EPA 200.7	0.999	1.00	100	mg/L
		Beryllium	EPA 200.7	0.995	1.00	100	mg/L
		Bismuth	EPA 200.7	0.993	1.00	99	mg/L
		Boron	EPA 200.7	0.968	1.00	97	mg/L
		Cadmium	EPA 200.7	0.994	1.00	99	mg/L
		Calcium	EPA 200.7	9.86	10.0	99	mg/L
		Chromium	EPA 200.7	0.989	1.00	99	mg/L
		Cobalt	EPA 200.7	0.990	1.00	99	mg/L
		Copper	EPA 200.7	4.93	5.00	99	mg/L
		Gallium	EPA 200.7	1.00	1.00	100	mg/L
		Iron	EPA 200.7	0.978	1.00	98	mg/L
		Lithium	EPA 200.7	0.966	1.00	97	mg/L
		Magnesium	EPA 200.7	9.73	10.0	97	mg/L
		Manganese	EPA 200.7	0.996	1.00	100	mg/L
		Molybdenum	EPA 200.7	0.968	1.00	97	mg/L
		Nickel	EPA 200.7	4.96	5.00	99	mg/L
		Phosphorus	EPA 200.7	4.91	5.00	98	mg/L
		Potassium	EPA 200.7	9.97	10.0	100	mg/L
		Scandium	EPA 200.7	0.992	1.00	99	mg/L
		Silver	EPA 200.7	0.088	0.090	97	mg/L
		Sodium	EPA 200.7	9.70	10.0	97	mg/L
		Strontium	EPA 200.7	0.962	1.00	96	mg/L
		Tin	EPA 200.7	0.956	1.00	96	mg/L
		Titanium	EPA 200.7	0.969	1.00	97	mg/L
		Vanadium	EPA 200.7	0.988	1.00	99	mg/L
		Zinc	EPA 200.7	0.996	1.00	100	mg/L
QC12050892	LCS 1	Mercury	EPA 200.8	0.001011	0.001	101	mg/L

475 East Greg Street Suite #119
Sparks, NV 89431 (775) 355-0202
EPA Lab ID: NV00925 - ELAP No: 2523

1084 Lamoille Hwy
Elko, NV 89801 (775) 777-9933
EPA Lab ID: NV00926

3230 Polaris Ave #4
Las Vegas, NV 89102 (702) 475-8899
EPA Lab ID: NV00932

QCBatchID	QCType	Parameter	Method	Result	Actual	% Recovery	Units
		Antimony	EPA 200.8	0.0099	0.010	99	mg/L
		Arsenic	EPA 200.8	0.0494	0.050	99	mg/L
		Lead	EPA 200.8	0.0094	0.010	94	mg/L
		Selenium	EPA 200.8	0.0497	0.050	99	mg/L
		Thallium	EPA 200.8	0.0113	0.010	113	mg/L
		Uranium	EPA 200.8	0.0112	0.010	112	mg/L

QCBatchID	QCType	Parameter	Method	Duplicate Sample	Sample Result	Duplicate Result		Units	RPD
QC12050681	Duplicate	pH	SM 4500-H+ B	1205340-001	7.76	7.78		pH Units	<1%
QC12050681	Duplicate	pH	SM 4500-H+ B	1205343-002	7.28	7.24		pH Units	1 %
QC12050681	Duplicate	pH	SM 4500-H+ B	1205353-001	7.56	7.60		pH Units	1 %
QC12050681	Duplicate	pH	SM 4500-H+ B	1205353-006	6.86	6.85		pH Units	<1%
QC12050681	Duplicate	pH	SM 4500-H+ B	1205356-001	7.40	7.42		pH Units	<1%
QC12050681	Duplicate	pH	SM 4500-H+ B	1205360-001	7.17	6.91	Q	pH Units	4 %
QC12050681	Duplicate	pH	SM 4500-H+ B	1205360-005	6.57	6.53		pH Units	1 %
QC12050681	Duplicate	pH	SM 4500-H+ B	1205367-002	7.40	7.36		pH Units	1 %
QC12050682	Duplicate	Bicarbonate (HCO3)	SM 2320B	1205340-001	219	219		mg/L	<1%
		Carbonate (CO3)	SM 2320B	1205340-001	<1.000	<1.000		mg/L	<1%
		Hydroxide (OH)	SM 2320B	1205340-001	<1.000	<1.000		mg/L	<1%
		Total Alkalinity	SM 2320B	1205340-001	180	180		mg/L as CaCO3	<1%
QC12050682	Duplicate	Bicarbonate (HCO3)	SM 2320B	1205343-002	172	171		mg/L	<1%
		Carbonate (CO3)	SM 2320B	1205343-002	<1.000	<1.000		mg/L	<1%
		Hydroxide (OH)	SM 2320B	1205343-002	<1.000	<1.000		mg/L	<1%
		Total Alkalinity	SM 2320B	1205343-002	141	140		mg/L as CaCO3	<1%
QC12050682	Duplicate	Bicarbonate (HCO3)	SM 2320B	1205353-001	165	165		mg/L	<1%
		Carbonate (CO3)	SM 2320B	1205353-001	<1.000	<1.000		mg/L	<1%
		Hydroxide (OH)	SM 2320B	1205353-001	<1.000	<1.000		mg/L	<1%
		Total Alkalinity	SM 2320B	1205353-001	135	135		mg/L as CaCO3	<1%
QC12050682	Duplicate	Bicarbonate (HCO3)	SM 2320B	1205353-006	164	163		mg/L	1 %
		Carbonate (CO3)	SM 2320B	1205353-006	<1.000	<1.000		mg/L	<1%
		Hydroxide (OH)	SM 2320B	1205353-006	<1.000	<1.000		mg/L	<1%
		Total Alkalinity	SM 2320B	1205353-006	135	134		mg/L as CaCO3	1 %
QC12050682	Duplicate	Bicarbonate (HCO3)	SM 2320B	1205356-001	164	164		mg/L	<1%
		Carbonate (CO3)	SM 2320B	1205356-001	<1.000	<1.000		mg/L	<1%
		Hydroxide (OH)	SM 2320B	1205356-001	<1.000	<1.000		mg/L	<1%
		Total Alkalinity	SM 2320B	1205356-001	135	135		mg/L as CaCO3	<1%
QC12050682	Duplicate	Bicarbonate (HCO3)	SM 2320B	1205360-001	49.7	48.1		mg/L	3 %
		Carbonate (CO3)	SM 2320B	1205360-001	<1.000	<1.000		mg/L	<1%
		Hydroxide (OH)	SM 2320B	1205360-001	<1.000	<1.000		mg/L	<1%
		Total Alkalinity	SM 2320B	1205360-001	40.7	39.5		mg/L as CaCO3	3 %
QC12050682	Duplicate	Bicarbonate (HCO3)	SM 2320B	1205360-005	17.1	16.3		mg/L	5 %
		Carbonate (CO3)	SM 2320B	1205360-005	<1.000	<1.000		mg/L	<1%
		Hydroxide (OH)	SM 2320B	1205360-005	<1.000	<1.000		mg/L	<1%

475 East Greg Street Suite #119
Sparks, NV 89431 (775) 355-0202
EPA Lab ID: NV00925 - ELAP No: 2523

1084 Lamoille Hwy
Elko, NV 89801 (775) 777-9933
EPA Lab ID: NV00926

3230 Polaris Ave #4
Las Vegas, NV 89102 (702) 475-8899
EPA Lab ID: NV00932

QCBatchID	QCType	Parameter	Method	Duplicate Sample	Sample Result	Duplicate Result		Units	RPD
		Total Alkalinity	SM 2320B	1205360-005	14.0	13.4		mg/L as CaCO3	5 %
QC12050882	Duplicate	Bicarbonate (HCO3)	SM 2320B	1205367-002	395	395		mg/L	<1%
		Carbonate (CO3)	SM 2320B	1205367-002	<1.000	<1.000		mg/L	<1%
		Hydroxide (OH)	SM 2320B	1205367-002	<1.000	<1.000		mg/L	<1%
		Total Alkalinity	SM 2320B	1205367-002	324	324		mg/L as CaCO3	<1%
QC12050682	Duplicate	Bicarbonate (HCO3)	SM 2320B	1205366-008	147	147		mg/L	<1%
		Carbonate (CO3)	SM 2320B	1205366-008	<1.000	<1.000		mg/L	<1%
		Hydroxide (OH)	SM 2320B	1205366-008	<1.000	<1.000		mg/L	<1%
		Total Alkalinity	SM 2320B	1205366-008	120	121		mg/L as CaCO3	<1%
QC12050686	Duplicate	pH	SM 4500-H+ B	1205366-008	8.09	6.91		pH Units	16 %
QC12050833	Duplicate	Total Dissolved Solids (TDS)	SM 2540C	1205347-002	214	217		mg/L	1 %
QC12050833	Duplicate	Total Dissolved Solids (TDS)	SM 2540C	1205363-004	392	417	Q	mg/L	6 %
QC12050833	Duplicate	Total Dissolved Solids (TDS)	SM 2540C	1205366-006	574	575		mg/L	<1%
QC12050833	Duplicate	Total Dissolved Solids (TDS)	SM 2540C	1205375-001	896	888		mg/L	1 %

QCBatchID	QCType	Parameter	Method	Spike Sample	Sample Result	MS Result	MSD Result	Spike Value	Units	MS % Rec.	MSD % Rec.	RPD
QC12050733	MS 1	Fluoride	EPA 300.0	1205362-002	1.66	3.33	3.40	2.00	mg/L	84	87	2 %
QC12050733	MS 2	Fluoride	EPA 300.0	1205359-004	<0.100	2.04	2.05	2.00	mg/L	100	100	<1%
QC12050737	MS 1	Chloride	EPA 300.0	1205362-002	3.42	8.58	8.74	5.00	mg/L	103	106	2 %
QC12050737	MS 2	Chloride	EPA 300.0	1205359-004	<1.000	5.24	5.30	5.00	mg/L	104	105	1 %
QC12050739	MS 1	Sulfate	EPA 300.0	1205362-002	31.7	40.7	41.1	10.0	mg/L	91	94	1 %
QC12050739	MS 2	Sulfate	EPA 300.0	1205359-004	11.8	21.4	21.5	10.0	mg/L	97	97	<1%
QC12050764	MS 1	Nitrite Nitrogen	EPA 300.0	1205362-002	<0.030	0.530	0.546	0.500	mg/L	104	107	3 %
QC12050764	MS 2	Nitrite Nitrogen	EPA 300.0	1205359-004	<0.030	0.526	0.534	0.500	mg/L	104	105	2 %
QC12050768	MS 1	Nitrate Nitrogen	EPA 300.0	1205362-002	<1.000	2.09	2.15	2.00	mg/L	103	105	3 %
QC12050768	MS 2	Nitrate Nitrogen	EPA 300.0	1205359-004	<1.000	2.13	2.15	2.00	mg/L	103	105	1 %
QC12050780	MS 1	Fluoride	EPA 300.0	1205343-002	<1.000	20.7	20.6	2.00	mg/L	102	101	<1%
QC12050780	MS 2	Fluoride	EPA 300.0	1205349-002	0.651	2.57	2.62	2.00	mg/L	96	99	2 %
QC12050868	MS 1	Aluminum, Dissolved	EPA 200.7	1205372-002	<0.045	1.03	1.02	1.00	mg/L	101	100	1 %
		Barium, Dissolved	EPA 200.7	1205372-002	0.062	1.02	1.03	1.00	mg/L	96	97	1 %
		Beryllium, Dissolved	EPA 200.7	1205372-002	<0.001	0.974	0.988	1.00	mg/L	97	99	1 %
		Bismuth, Dissolved	EPA 200.7	1205372-002	<0.100	0.946	0.952	1.00	mg/L	97	97	1 %
		Boron, Dissolved	EPA 200.7	1205372-002	<0.100	1.07	1.09	1.00	mg/L	99	101	2 %
		Cadmium, Dissolved	EPA 200.7	1205372-002	<0.001	0.941	0.968	1.00	mg/L	94	97	3 %
		Calcium, Dissolved	EPA 200.7	1205372-002	200	209	210	10.0	mg/L	90	100	<1%
		Chromium, Dissolved	EPA 200.7	1205372-002	<0.005	0.966	0.974	1.00	mg/L	96	97	1 %
		Cobalt, Dissolved	EPA 200.7	1205372-002	<0.010	0.940	0.954	1.00	mg/L	94	95	1 %
		Copper, Dissolved	EPA 200.7	1205372-002	<0.050	5.08	5.05	5.00	mg/L	102	101	1 %
		Gallium, Dissolved	EPA 200.7	1205372-002	<0.100	0.967	0.960	1.00	mg/L	96	95	1 %
		Iron, Dissolved	EPA 200.7	1205372-002	<0.010	0.962	0.965	1.00	mg/L	97	97	<1%
		Lithium, Dissolved	EPA 200.7	1205372-002	<0.100	0.991	0.979	1.00	mg/L	98	96	1 %
		Magnesium, Dissolved	EPA 200.7	1205372-002	42.1	49.5	50.6	10.0	mg/L	74	85	2 %
		Manganese, Dissolved	EPA 200.7	1205372-002	<0.005	0.882	0.886	1.00	mg/L	97	97	<1%
		Molybdenum, Dissolved	EPA 200.7	1205372-002	0.072	1.02	1.06	1.00	mg/L	95	99	4 %
		Nickel, Dissolved	EPA 200.7	1205372-002	<0.010	4.68	4.77	5.00	mg/L	94	95	2 %
		Phosphorus, Dissolved	EPA 200.7	1205372-002	<0.500	5.00	5.14	5.00	mg/L	99	101	3 %
		Potassium, Dissolved	EPA 200.7	1205372-002	6.52	17.0	16.8	10.0	mg/L	105	103	1 %
		Scandium, Dissolved	EPA 200.7	1205372-002	<0.100	0.989	0.986	1.00	mg/L	99	99	<1%

475 East Greg Street Suite #119
Sparks, NV 89431 (775) 355-0202
EPA Lab ID: NV00925 - ELAP No: 2523

1084 Lamoille Hwy
Elko, NV 89801 (775) 777-9933
EPA Lab ID: NV00926

3230 Polaris Ave #4
Las Vegas, NV 89102 (702) 475-8899
EPA Lab ID: NV00932

QCBatchID	QCType	Parameter	Method	Spike Sample	Sample Result	MS Result	MSD Result	Spike Value	Units	MS % Rec.	MSD % Rec.	RPD
		Silver, Dissolved	EPA 200.7	1205372-002	<0.005	0.089	0.090	0.090	mg/L	101	102	1 %
		Sodium, Dissolved	EPA 200.7	1205372-002	121	133	135	10.0	mg/L	120	140	1 %
		Strontium, Dissolved	EPA 200.7	1205372-002	1.33	2.34	2.36	1.00	mg/L	101	103	1 %
		Tin, Dissolved	EPA 200.7	1205372-002	<0.100	0.864	0.903	1.00	mg/L	93	97	4 %
		Titanium, Dissolved	EPA 200.7	1205372-002	<0.100	0.954	0.967	1.00	mg/L	96	97	1 %
		Vanadium, Dissolved	EPA 200.7	1205372-002	0.045	1.03	1.03	1.00	mg/L	98	98	<1%
		Zinc, Dissolved	EPA 200.7	1205372-002	<0.010	0.933	0.965	1.00	mg/L	93	97	3 %
QC12050892	MS 1	Uranium, Dissolved	EPA 200.8	1205372-002	0.0186	0.0259	0.0262	0.010	mg/L	73	76	1 %
		Mercury, Dissolved	EPA 200.8	1205372-002	0.000108	0.000910	0.000923	0.001	mg/L	80	82	1 %
		Antimony, Dissolved	EPA 200.8	1205372-002	<0.0025	0.0103	0.0101	0.010	mg/L	98	97	2 %
		Arsenic, Dissolved	EPA 200.8	1205372-002	0.0122	0.0656	0.0653	0.050	mg/L	107	106	<1%
		Lead, Dissolved	EPA 200.8	1205372-002	<0.0025	0.0078	0.0077	0.010	mg/L	78	77	1 %
		Selenium, Dissolved	EPA 200.8	1205372-002	<0.0050	0.0458	0.0474	0.050	mg/L	84	88	3 %
		Thallium, Dissolved	EPA 200.8	1205372-002	<0.0010	0.0081	0.0081	0.010	mg/L	81	81	<1%

475 East Greg Street Suite #119
Sparks, NV 89431 (775) 355-0202
EPA Lab ID: NV00925 - ELAP No: 2523

1084 Lamoille Hwy
Elko, NV 89801 (775) 777-9933
EPA Lab ID: NV00926

3230 Polaris Ave #4
Las Vegas, NV 89102 (702) 475-8899
EPA Lab ID: NV00932

WETLAB
WESTERN ENVIRONMENTAL TESTING LABORATORY
Specializing in Soil, Hazardous Waste and Water Analysis.
475 E. Greg Street #119 | Sparks, Nevada 89431
tel (775) 355-0202 | fax (775) 355-0817 | www.WETLaboratory.com

Lab Number 1205362
Report Due Date: 06/01/12
Page 1 of 1

Client	McClelland Laboratories, Inc.
Address	1016 Greg Street
City, State & Zip	Sparks, NV 89431
Contact	Gene McClelland
Phone 775-356-1300	Collector's Name Robert
Fax 775-356-8917	Project Name
P.O. Number	Project Number 3438
Email	mli@mettest.com

Turnaround Time: Standard 5-Day Other

Billing Address (if different than Client Address):
Company
Address
City, State & Zip
Contact
Phone
Fax
Email

Additional Information

Fax Results	Y	N	To: Client	Billing
Email Results	Y	N	To: Client	Billing
Compliance Monitoring	Y	N		
Fax Results to State EPA	Y	N		

Sample Type Codes

DW = Drinking Water	SD = Solid
WW = Wastewater	SO = Soil
SW = Surface Water	HW = Hazardous Waste
MW = Monitoring Well	OTHER:

SAMPLE ID/LOCATION		DATE	TIME	SAMPLE TYPE	NO. OF CONTAINERS	Profile II w/o Wad	Uranium	Spl. No.
CF-11-02 (0-27)	Wk:1	05/17/12	9:00	WW	2	X	X	1
CF-11-02 (367-408)	↓	↓	↓	↓	↓	↓	↓	2

Instructions/Comments/Special Requirements: 1205 1E
362 1

SAMPLE RECEIPT	DATE	TIME	Sample Relinquished By	Sample Received By
Temperature 20 °C	5/17	1520		
Custody Seals Intact? Y N None				
Number of Containers 4				

WETLAB's Standard Terms and Conditions apply unless written agreements exist. Due Date Is Payment Terms are Net 30

To the maximum extent permitted by law, the Client agrees to limit the liability of WETLAB for the Client's damages to the total compensation received, unless other agreements are made in writing. This limitation shall apply regardless of the cause of action or legal theory pled or asserted.

5/24/2012

McClelland Laboratory
1016 Greg Street
Sparks, NV 89431
Attn: Gene McClelland

OrderID: *1205220*

Dear: Gene McClelland

This is to transmit the attached analytical report. The analytical data and information contained therein was generated using specified or selected methods contained in references, such as Standard Methods for the Examination of Water and Wastewater, 18th & 19th editions, Methods for Determination of Organic Compounds in Drinking Water, EPA-600/4-79-020, and Test Methods for Evaluation of Solid Waste, Physical/Chemical Methods (SW846) Third Edition.

The samples were received by WETLAB-Western Environmental Testing Laboratory in good condition on 5/10/2012. Additional comments are located on page 2 of this report.

If you should have any questions or comments regarding this report, please do not hesitate to call.

Sincerely,

Jennifer Delaney
QA Specialist

SPARKS
475 E. Greg Street, Suite 119
Sparks, Nevada 89431
tel (775) 355-0202
fax (775) 355-0817

ELKO
1084 Lamoille Hwy.
Elko, Nevada 89801
tel (775) 777-9933
fax (775) 777-9933

LAS VEGAS
3230 Polaris Ave., Suite 4
Las Vegas, Nevada 89102
tel (702) 475-8899
fax (702) 776-6152

Western Environmental Testing Laboratory
Report Comments

McClelland Laboratory - 1205220

General Comments

None

Specific Comments

None

Data Qualifier Legend

B – Blank contamination; Analyte detected above the method reporting limit in an associated blank

HT – Sample held beyond the accepted holding time

J – The reported value is between the laboratory method detection limit and the laboratory practical quantitation limit

M – Reported value is estimated; The sample matrix interfered with the analysis

N – There was insufficient sample available to perform a spike and/or duplicate on this analytical batch.

NC – Not calculated due to matrix interference

Q – Reported value is estimated; The value failed to meet QC criteria for either precision or accuracy

SC – Spike recovery not calculated. Sample concentration >4X the spike amount; therefore, the spike could not be adequately recovered.

475 East Greg Street Suite #119
Sparks, NV 89431 (775) 355-0202
EPA Lab ID: NV00925 - ELAP No: 2523

1084 Lamoille Hwy
Elko, NV 89801 (775) 777-9933
EPA Lab ID: NV00926

3230 Polaris Ave #4
Las Vegas, NV 89102 (702) 475-8899
EPA Lab ID: NV00932

Western Environmental Testing Laboratory
Analytical Report

McClelland Laboratory
1016 Greg Street
Sparks, NV 89431
Attn: Gene McClelland
Phone: (775) 356-1300 **Fax:** (775) 356-8917
PO\Project: *3438*

Date Printed: 5/24/2012
OrderID: *1205220*

Customer Sample ID: CF -11- 02 (0-27) WK:0
WETLAB Sample ID: 1205220-001

Collect Date/Time: 5/10/2012 09:00
Receive Date: 5/10/2012 16:45

PROFILE II

Parameter	Method	Results	Units	Reporting Limit	Date Analyzed
pH	SM 4500-H+ B	8.16	pH Units		5/10/2012
Bicarbonate (HCO3)	SM 2320B	140	mg/L	1.0	5/10/2012
Carbonate (CO3)	SM 2320B	<1.0	mg/L	1.0	5/10/2012
Hydroxide (OH)	SM 2320B	<1.0	mg/L	1.0	5/10/2012
Total Alkalinity	SM 2320B	110	mg/L as CaCO3	1.0	5/10/2012
Chloride	EPA 300.0	20	mg/L	1.00	5/11/2012
Fluoride	EPA 300.0	8.6	mg/L	1.0	5/11/2012
Sulfate	EPA 300.0	98	mg/L	1.5	5/11/2012
Nitrate Nitrogen	EPA 300.0	<1.0	mg/L	1.0	5/11/2012
Nitrite Nitrogen	EPA 300.0	0.059	mg/L	0.030	5/11/2012
Total Dissolved Solids (TDS)	SM 2540C	350	mg/L	10	5/14/2012
Aluminum	EPA 200.7	<0.045	mg/L	0.045	5/18/2012
Barium	EPA 200.7	<0.010	mg/L	0.010	5/18/2012
Beryllium	EPA 200.7	<0.0010	mg/L	0.0010	5/18/2012
Bismuth	EPA 200.7	<0.10	mg/L	0.10	5/18/2012
Boron	EPA 200.7	<0.10	mg/L	0.10	5/18/2012
Cadmium	EPA 200.7	<0.0010	mg/L	0.0010	5/18/2012
Calcium	EPA 200.7	40	mg/L	0.50	5/18/2012
Chromium	EPA 200.7	<0.0050	mg/L	0.0050	5/18/2012
Cobalt	EPA 200.7	<0.010	mg/L	0.010	5/18/2012
Copper	EPA 200.7	<0.050	mg/L	0.050	5/18/2012
Gallium	EPA 200.7	<0.10	mg/L	0.10	5/18/2012
Iron	EPA 200.7	<0.010	mg/L	0.010	5/18/2012
Lithium	EPA 200.7	<0.10	mg/L	0.10	5/18/2012
Magnesium	EPA 200.7	7.1	mg/L	0.50	5/18/2012
Manganese	EPA 200.7	0.031	mg/L	0.0050	5/18/2012
Molybdenum	EPA 200.7	0.053	mg/L	0.010	5/18/2012

475 East Greg Street Suite #119
Sparks, NV 89431 (775) 355-0202
EPA Lab ID: NV00925 - ELAP No: 2523

1084 Lamoille Hwy
Elko, NV 89801 (775) 777-9933
EPA Lab ID: NV00926

3230 Polaris Ave #4
Las Vegas, NV 89102 (702) 475-8899
EPA Lab ID: NV00932

Customer Sample ID: CF -11- 02 (0-27) WK:0
WETLAB Sample ID: 1205220-001
Collect Date/Time: 5/10/2012 09:00
Receive Date: 5/10/2012 16:45

PROFILE II

Parameter	Method	Results	Units	Reporting Limit	Date Analyzed
Nickel	EPA 200.7	<0.010	mg/L	0.010	5/18/2012
Phosphorus	EPA 200.7	<0.50	mg/L	0.50	5/18/2012
Potassium	EPA 200.7	18	mg/L	0.50	5/18/2012
Scandium	EPA 200.7	<0.10	mg/L	0.10	5/18/2012
Silver	EPA 200.7	<0.0050	mg/L	0.0050	5/18/2012
Sodium	EPA 200.7	48	mg/L	0.50	5/18/2012
Strontium	EPA 200.7	0.38	mg/L	0.10	5/18/2012
Tin	EPA 200.7	<0.10	mg/L	0.10	5/18/2012
Titanium	EPA 200.7	<0.10	mg/L	0.10	5/18/2012
Vanadium	EPA 200.7	<0.010	mg/L	0.010	5/18/2012
Zinc	EPA 200.7	<0.010	mg/L	0.010	5/18/2012
Mercury	EPA 200.8	0.00037	mg/L	0.00010	5/22/2012
Antimony	EPA 200.8	<0.0025	mg/L	0.0025	5/22/2012
Arsenic	EPA 200.8	<0.0050	mg/L	0.0050	5/22/2012
Lead	EPA 200.8	<0.0025	mg/L	0.0025	5/22/2012
Selenium	EPA 200.8	0.0099	mg/L	0.0050	5/22/2012
Thallium	EPA 200.8	<0.0010	mg/L	0.0010	5/22/2012
Uranium	EPA 200.8	0.014	mg/L	0.0050	5/22/2012
Anions	Calculation	5.35	meq/L	0.10	
Cations	Calculation	5.13	meq/L	0.10	
Error	Calculation	2.1	%	1.0	

Customer Sample ID: CF -11- 02 (367-408) WK:0
WETLAB Sample ID: 1205220-002
Collect Date/Time: 5/10/2012 09:00
Receive Date: 5/10/2012 16:45

PROFILE II

Parameter	Method	Results	Units	Reporting Limit	Date Analyzed
pH	SM 4500-H+ B	8.53	pH Units		5/10/2012
Bicarbonate (HCO3)	SM 2320B	66	mg/L	1.0	5/10/2012
Carbonate (CO3)	SM 2320B	2.9	mg/L	1.0	5/10/2012
Hydroxide (OH)	SM 2320B	<1.0	mg/L	1.0	5/10/2012
Total Alkalinity	SM 2320B	59	mg/L as CaCO3	1.0	5/10/2012
Chloride	EPA 300.0	32	mg/L	1.00	5/11/2012
Fluoride	EPA 300.0	3.3	mg/L	1.0	5/11/2012
Sulfate	EPA 300.0	40	mg/L	1.5	5/11/2012
Nitrate Nitrogen	EPA 300.0	<1.0	mg/L	1.0	5/11/2012
Nitrite Nitrogen	EPA 300.0	0.044	mg/L	0.030	5/11/2012
Total Dissolved Solids (TDS)	SM 2540C	210	mg/L	10	5/14/2012
Aluminum	EPA 200.7	0.078	mg/L	0.045	5/21/2012

475 East Greg Street Suite #119
Sparks, NV 89431 (775) 355-0202
EPA Lab ID: NV00925 - ELAP No: 2523

1084 Lamoille Hwy
Elko, NV 89801 (775) 777-9933
EPA Lab ID: NV00926

3230 Polaris Ave #4
Las Vegas, NV 89102 (702) 475-8899
EPA Lab ID: NV00932

Customer Sample ID: CF -11- 02 (367-408) WK:0
WETLAB Sample ID: 1205220-002

Collect Date/Time: 5/10/2012 09:00
Receive Date: 5/10/2012 16:45

PROFILE II

Parameter	Method	Results	Units	Reporting Limit	Date Analyzed
Barium	EPA 200.7	<0.010	mg/L	0.010	5/21/2012
Beryllium	EPA 200.7	<0.0010	mg/L	0.0010	5/21/2012
Bismuth	EPA 200.7	<0.10	mg/L	0.10	5/21/2012
Boron	EPA 200.7	<0.10	mg/L	0.10	5/21/2012
Cadmium	EPA 200.7	<0.0010	mg/L	0.0010	5/21/2012
Calcium	EPA 200.7	18	mg/L	0.50	5/21/2012
Chromium	EPA 200.7	<0.0050	mg/L	0.0050	5/21/2012
Cobalt	EPA 200.7	<0.010	mg/L	0.010	5/21/2012
Copper	EPA 200.7	<0.050	mg/L	0.050	5/21/2012
Gallium	EPA 200.7	<0.10	mg/L	0.10	5/21/2012
Iron	EPA 200.7	<0.010	mg/L	0.010	5/21/2012
Lithium	EPA 200.7	<0.10	mg/L	0.10	5/21/2012
Magnesium	EPA 200.7	2.1	mg/L	0.50	5/21/2012
Manganese	EPA 200.7	<0.0050	mg/L	0.0050	5/21/2012
Molybdenum	EPA 200.7	0.020	mg/L	0.010	5/21/2012
Nickel	EPA 200.7	<0.010	mg/L	0.010	5/21/2012
Phosphorus	EPA 200.7	<0.50	mg/L	0.50	5/21/2012
Potassium	EPA 200.7	12	mg/L	0.50	5/21/2012
Scandium	EPA 200.7	<0.10	mg/L	0.10	5/21/2012
Silver	EPA 200.7	<0.0050	mg/L	0.0050	5/21/2012
Sodium	EPA 200.7	38	mg/L	0.50	5/21/2012
Strontium	EPA 200.7	0.29	mg/L	0.10	5/21/2012
Tin	EPA 200.7	<0.10	mg/L	0.10	5/21/2012
Titanium	EPA 200.7	<0.10	mg/L	0.10	5/21/2012
Vanadium	EPA 200.7	<0.010	mg/L	0.010	5/21/2012
Zinc	EPA 200.7	<0.010	mg/L	0.010	5/21/2012
Mercury	EPA 200.8	0.00041	mg/L	0.00010	5/22/2012
Antimony	EPA 200.8	<0.0025	mg/L	0.0025	5/22/2012
Arsenic	EPA 200.8	<0.0050	mg/L	0.0050	5/22/2012
Lead	EPA 200.8	<0.0025	mg/L	0.0025	5/22/2012
Selenium	EPA 200.8	<0.0050	mg/L	0.0050	5/22/2012
Thallium	EPA 200.8	<0.0010	mg/L	0.0010	5/22/2012
Uranium	EPA 200.8	<0.0050	mg/L	0.0050	5/22/2012
Anions	Calculation	3.09	meq/L	0.10	
Cations	Calculation	3.04	meq/L	0.10	
Error	Calculation	<1.0	%	1.0	

475 East Greg Street Suite #119
Sparks, NV 89431 (775) 355-0202
EPA Lab ID: NV00925 - ELAP No: 2523

1084 Lamoille Hwy
Elko, NV 89801 (775) 777-9933
EPA Lab ID: NV00926

3230 Polaris Ave #4
Las Vegas, NV 89102 (702) 475-8899
EPA Lab ID: NV00932

Western Environmental Testing Laboratory
QC Report

QCBatchID	QCType	Parameter	Method	Result	Units
QC12050439	Blank 1	Fluoride	EPA 300.0	<0.10	mg/L
QC12050439	Blank 2	Fluoride	EPA 300.0	<0.10	mg/L
QC12050441	Blank 1	Chloride	EPA 300.0	<1.0	mg/L
QC12050441	Blank 2	Chloride	EPA 300.0	<1.0	mg/L
QC12050441	Blank 3	Chloride	EPA 300.0	<1.0	mg/L
QC12050443	Blank 1	Nitrite Nitrogen	EPA 300.0	<0.025	mg/L
QC12050443	Blank 2	Nitrite Nitrogen	EPA 300.0	<0.025	mg/L
QC12050446	Blank 1	Nitrate Nitrogen	EPA 300.0	<1.0	mg/L
QC12050446	Blank 2	Nitrate Nitrogen	EPA 300.0	<1.0	mg/L
QC12050446	Blank 3	Nitrate Nitrogen	EPA 300.0	<1.0	mg/L
QC12050459	Blank 1	Sulfate	EPA 300.0	<1.0	mg/L
QC12050459	Blank 2	Sulfate	EPA 300.0	<1.0	mg/L
QC12050459	Blank 3	Sulfate	EPA 300.0	<1.0	mg/L
QC12050608	Blank 1	Total Dissolved Solids (TDS)	SM 2540C	<10	mg/L
QC12050608	Blank 2	Total Dissolved Solids (TDS)	SM 2540C	<10	mg/L
QC12050608	Blank 3	Total Dissolved Solids (TDS)	SM 2540C	<10	mg/L
QC12050722	Blank 1	Aluminum	EPA 200.7	<0.045	mg/L
		Barium	EPA 200.7	<0.010	mg/L
		Beryllium	EPA 200.7	<0.0010	mg/L
		Bismuth	EPA 200.7	<0.10	mg/L
		Boron	EPA 200.7	<0.100	mg/L
		Cadmium	EPA 200.7	<0.0010	mg/L
		Calcium	EPA 200.7	<0.50	mg/L
		Chromium	EPA 200.7	<0.0050	mg/L
		Cobalt	EPA 200.7	<0.010	mg/L
		Copper	EPA 200.7	<0.050	mg/L
		Gallium	EPA 200.7	<0.10	mg/L
		Iron	EPA 200.7	<0.010	mg/L
		Lithium	EPA 200.7	<0.10	mg/L
		Magnesium	EPA 200.7	<0.50	mg/L
		Manganese	EPA 200.7	<0.0050	mg/L
		Molybdenum	EPA 200.7	<0.010	mg/L
		Nickel	EPA 200.7	<0.010	mg/L
		Phosphorus	EPA 200.7	<0.50	mg/L
		Potassium	EPA 200.7	<0.50	mg/L
		Scandium	EPA 200.7	<0.10	mg/L
		Silver	EPA 200.7	<0.0050	mg/L
		Sodium	EPA 200.7	<0.50	mg/L
		Strontium	EPA 200.7	<0.10	mg/L
		Tin	EPA 200.7	<0.10	mg/L
		Titanium	EPA 200.7	<0.10	mg/L
		Vanadium	EPA 200.7	<0.010	mg/L
		Zinc	EPA 200.7	<0.010	mg/L
QC12050819	Blank 1	Mercury	EPA 200.8	<0.00010	mg/L
		Antimony	EPA 200.8	<0.0025	mg/L
		Arsenic	EPA 200.8	<0.0050	mg/L
		Lead	EPA 200.8	<0.0025	mg/L

475 East Greg Street Suite #119
Sparks, NV 89431 (775) 355-0202
EPA Lab ID: NV00925 - ELAP No: 2523

1084 Lamoille Hwy
Elko, NV 89801 (775) 777-9933
EPA Lab ID: NV00926

3230 Polaris Ave #4
Las Vegas, NV 89102 (702) 475-8899
EPA Lab ID: NV00932

QCBatchID	QCType	Parameter	Method	Result	Units
		Selenium	EPA 200.8	<0.0050	mg/L
		Thallium	EPA 200.8	<0.0010	mg/L
		Uranium	EPA 200.8	<0.0050	mg/L

QCBatchID	QCType	Parameter	Method	Result	Actual	% Recovery	Units
QC12050418	LCS 1	pH	SM 4500-H+ B	7.00	7.00	100	pH Units
QC12050418	LCS 2	pH	SM 4500-H+ B	7.01	7.00	100	pH Units
QC12050418	LCS 3	pH	SM 4500-H+ B	7.01	7.00	100	pH Units
QC12050418	LCS 4	pH	SM 4500-H+ B	7.01	7.00	100	pH Units
QC12050418	LCS 5	pH	SM 4500-H+ B	7.01	7.00	100	pH Units
QC12050439	LCS 1	Fluoride	EPA 300.0	1.87	2.00	93	mg/L
QC12050441	LCS 1	Chloride	EPA 300.0	10.2	10.0	102	mg/L
QC12050443	LCS 1	Nitrite Nitrogen	EPA 300.0	0.520	0.500	104	mg/L
QC12050446	LCS 1	Nitrate Nitrogen	EPA 300.0	2.00	2.00	100	mg/L
QC12050459	LCS 1	Sulfate	EPA 300.0	23.9	25.0	96	mg/L
QC12050608	LCS 1	Total Dissolved Solids (TDS)	SM 2540C	147	150	98	mg/L
QC12050608	LCS 2	Total Dissolved Solids (TDS)	SM 2540C	149	150	100	mg/L
QC12050608	LCS 3	Total Dissolved Solids (TDS)	SM 2540C	145	150	97	mg/L
QC12050722	LCS 1	Aluminum	EPA 200.7	0.953	1.00	95	mg/L
		Barium	EPA 200.7	0.956	1.00	96	mg/L
		Beryllium	EPA 200.7	0.953	1.00	95	mg/L
		Bismuth	EPA 200.7	0.958	1.00	96	mg/L
		Boron	EPA 200.7	0.926	1.00	93	mg/L
		Cadmium	EPA 200.7	0.960	1.00	96	mg/L
		Calcium	EPA 200.7	10.3	10.0	103	mg/L
		Chromium	EPA 200.7	0.948	1.00	95	mg/L
		Cobalt	EPA 200.7	0.960	1.00	96	mg/L
		Copper	EPA 200.7	4.69	5.00	94	mg/L
		Gallium	EPA 200.7	0.941	1.00	94	mg/L
		Iron	EPA 200.7	0.977	1.00	98	mg/L
		Lithium	EPA 200.7	0.963	1.00	96	mg/L
		Magnesium	EPA 200.7	9.74	10.0	97	mg/L
		Manganese	EPA 200.7	0.956	1.00	96	mg/L
		Molybdenum	EPA 200.7	0.924	1.00	92	mg/L
		Nickel	EPA 200.7	4.78	5.00	96	mg/L
		Phosphorus	EPA 200.7	4.74	5.00	95	mg/L
		Potassium	EPA 200.7	9.69	10.0	97	mg/L
		Scandium	EPA 200.7	0.951	1.00	95	mg/L
		Silver	EPA 200.7	0.085	0.090	94	mg/L
		Sodium	EPA 200.7	10.1	10.0	101	mg/L
		Strontium	EPA 200.7	1.01	1.00	101	mg/L
		Tin	EPA 200.7	0.930	1.00	93	mg/L
		Titanium	EPA 200.7	0.977	1.00	98	mg/L
		Vanadium	EPA 200.7	0.948	1.00	95	mg/L
		Zinc	EPA 200.7	0.977	1.00	98	mg/L
QC12050819	LCS 1	Mercury	EPA 200.8	0.000880	0.001	88	mg/L
		Antimony	EPA 200.8	0.0097	0.010	97	mg/L
		Arsenic	EPA 200.8	0.0502	0.050	100	mg/L
		Lead	EPA 200.8	0.0101	0.010	101	mg/L
		Selenium	EPA 200.8	0.0476	0.050	95	mg/L
		Thallium	EPA 200.8	0.0100	0.010	100	mg/L
		Uranium	EPA 200.8	0.0098	0.010	98	mg/L
QC12050882	LCS 1	Alkalinity	SM 2320B	101	100	101	mg/L

475 East Greg Street Suite #119
Sparks, NV 89431 (775) 355-0202
EPA Lab ID: NV00925 - ELAP No: 2523

1084 Lamoille Hwy
Elko, NV 89801 (775) 777-9933
EPA Lab ID: NV00926

3230 Polaris Ave #4
Las Vegas, NV 89102 (702) 475-8899
EPA Lab ID: NV00932

QCBatchID	QCType	Parameter	Method	Result	Actual	% Recovery	Units
QC12050882	LCS 2	Alkalinity	SM 2320B	101	100	101	mg/L
QC12050882	LCS 3	Alkalinity	SM 2320B	101	100	101	mg/L
QC12050882	LCS 4	Alkalinity	SM 2320B	101	100	101	mg/L

QCBatchID	QCType	Parameter	Method	Duplicate Sample	Sample Result	Duplicate Result		Units	RPD
QC12050418	Duplicate	pH	SM 4500-H+ B	1205194-001	7.16	7.18		pH Units	<1%
QC12050418	Duplicate	pH	SM 4500-H+ B	1205196-008	7.02	7.00		pH Units	<1%
QC12050418	Duplicate	pH	SM 4500-H+ B	1205198-002	7.93	7.93		pH Units	<1%
QC12050418	Duplicate	pH	SM 4500-H+ B	1205155-009	9.21	9.24		pH Units	<1%
QC12050418	Duplicate	pH	SM 4500-H+ B	1205204-001	8.43	8.47		pH Units	<1%
QC12050418	Duplicate	pH	SM 4500-H+ B	1205206-002	7.72	7.76		pH Units	1 %
QC12050418	Duplicate	pH	SM 4500-H+ B	1205214-002	7.78	7.80		pH Units	<1%
QC12050418	Duplicate	pH	SM 4500-H+ B	1205219-003	8.36	8.40		pH Units	<1%
QC12050418	Duplicate	pH	SM 4500-H+ B	1205223-003	7.85	7.88		pH Units	<1%
QC12050608	Duplicate	Total Dissolved Solids (TDS)	SM 2540C	1205214-001	966	978		mg/L	1 %
QC12050608	Duplicate	Total Dissolved Solids (TDS)	SM 2540C	1205219-003	630	618		mg/L	2 %
QC12050608	Duplicate	Total Dissolved Solids (TDS)	SM 2540C	1205233-002	894	890		mg/L	<1%
QC12050608	Duplicate	Total Dissolved Solids (TDS)	SM 2540C	1205244-002	346	354		mg/L	2 %
QC12050608	Duplicate	Total Dissolved Solids (TDS)	SM 2540C	1205257-001	56000	57100		mg/L	2 %
QC12050882	Duplicate	Bicarbonate (HCO3)	SM 2320B	1205194-001	985	984		mg/L	<1%
		Carbonate (CO3)	SM 2320B	1205194-001	<1.000	<1.000		mg/L	<1%
		Hydroxide (OH)	SM 2320B	1205194-001	<1.000	<1.000		mg/L	<1%
		Total Alkalinity	SM 2320B	1205194-001	807	807		mg/L as CaCO3	<1%
QC12050882	Duplicate	Bicarbonate (HCO3)	SM 2320B	1205196-008	1058	1055		mg/L	<1%
		Carbonate (CO3)	SM 2320B	1205196-008	<1.000	<1.000		mg/L	<1%
		Hydroxide (OH)	SM 2320B	1205196-008	<1.000	<1.000		mg/L	<1%
		Total Alkalinity	SM 2320B	1205196-008	867	865		mg/L as CaCO3	<1%
QC12050882	Duplicate	Bicarbonate (HCO3)	SM 2320B	1205198-002	230	230		mg/L	<1%
		Carbonate (CO3)	SM 2320B	1205198-002	<1.000	<1.000		mg/L	<1%
		Hydroxide (OH)	SM 2320B	1205198-002	<1.000	<1.000		mg/L	<1%
		Total Alkalinity	SM 2320B	1205198-002	188	189		mg/L as CaCO3	<1%
QC12050882	Duplicate	Bicarbonate (HCO3)	SM 2320B	1205155-009	<1.000	<1.000		mg/L	<1%
		Carbonate (CO3)	SM 2320B	1205155-009	57.9	55.4		mg/L	4 %
		Hydroxide (OH)	SM 2320B	1205155-009	3.35	5.14	Q	mg/L	42 %
		Total Alkalinity	SM 2320B	1205155-009	106	107		mg/L as CaCO3	1 %
QC12050882	Duplicate	Bicarbonate (HCO3)	SM 2320B	1205204-001	181	180		mg/L	1 %
		Carbonate (CO3)	SM 2320B	1205204-001	3.53	4.27		mg/L	19 %
		Hydroxide (OH)	SM 2320B	1205204-001	<1.000	<1.000		mg/L	<1%
		Total Alkalinity	SM 2320B	1205204-001	154	155		mg/L as CaCO3	<1%
QC12050882	Duplicate	Bicarbonate (HCO3)	SM 2320B	1205206-002	200	199		mg/L	<1%
		Carbonate (CO3)	SM 2320B	1205206-002	<1.000	<1.000		mg/L	<1%
		Hydroxide (OH)	SM 2320B	1205206-002	<1.000	<1.000		mg/L	<1%

475 East Greg Street Suite #119
Sparks, NV 89431 (775) 355-0202
EPA Lab ID: NV00925 - ELAP No: 2523

1084 Lamoille Hwy
Elko, NV 89801 (775) 777-9933
EPA Lab ID: NV00926

3230 Polaris Ave #4
Las Vegas, NV 89102 (702) 475-8899
EPA Lab ID: NV00932

QCBatchID	QCType	Parameter	Method	Duplicate Sample	Sample Result	Duplicate Result		Units	RPD
		Total Alkalinity	SM 2320B	1205206-002	164	163		mg/L as CaCO3	1 %
QC12050882	Duplicate	Bicarbonate (HCO3)	SM 2320B	1205214-002	319	319		mg/L	<1%
		Carbonate (CO3)	SM 2320B	1205214-002	<1.000	<1.000		mg/L	<1%
		Hydroxide (OH)	SM 2320B	1205214-002	<1.000	<1.000		mg/L	<1%
		Total Alkalinity	SM 2320B	1205214-002	261	262		mg/L as CaCO3	<1%
QC12050882	Duplicate	Bicarbonate (HCO3)	SM 2320B	1205219-003	264	260		mg/L	1 %
		Carbonate (CO3)	SM 2320B	1205219-003	2.29	3.69	Q	mg/L	47 %
		Hydroxide (OH)	SM 2320B	1205219-003	<1.000	<1.000		mg/L	<1%
		Total Alkalinity	SM 2320B	1205219-003	220	220		mg/L as CaCO3	<1%
QC12050882	Duplicate	Bicarbonate (HCO3)	SM 2320B	1205223-003	119	119		mg/L	<1%
		Carbonate (CO3)	SM 2320B	1205223-003	<1.000	<1.000		mg/L	<1%
		Hydroxide (OH)	SM 2320B	1205223-003	<1.000	<1.000		mg/L	<1%
		Total Alkalinity	SM 2320B	1205223-003	97.2	97.4		mg/L as CaCO3	<1%

QCBatchID	QCType	Parameter	Method	Spike Sample	Sample Result	MS Result	MSD Result	Spike Value	Units	MS % Rec.	MSD % Rec.	RPD
QC12050439	MS 1	Fluoride	EPA 300.0	1205175-006	0.620	10.1	10.1	2.00	mg/L	95	95	<1%
QC12050441	MS 1	Chloride	EPA 300.0	1205174-002	103	155	156	5.00	mg/L	104	106	1 %
QC12050441	MS 2	Chloride	EPA 300.0	1205220-002	32.3	36.8	36.9	5.00	mg/L	90	91	<1%
QC12050443	MS 1	Nitrite Nitrogen	EPA 300.0	1205220-002	0.044	0.566	0.572	0.500	mg/L	113	114	1 %
QC12050446	MS 1	Nitrate Nitrogen	EPA 300.0	1205191-028	8.24	18.9	19.0	2.00	mg/L	107	108	1 %
QC12050446	MS 2	Nitrate Nitrogen	EPA 300.0	1205220-002	<1.000	2.12	2.14	2.00	mg/L	104	105	1 %
QC12050459	MS 1	Sulfate	EPA 300.0	1205174-002	36.0	135	136	10.0	mg/L	99	100	1 %
QC12050459	MS 2	Sulfate	EPA 300.0	1205220-002	40.4	49.2	49.3	10.0	mg/L	88	89	<1%
QC12050722	MS 1	Aluminum	EPA 200.7	1205241-001	<0.045	0.942	0.949	1.00	mg/L	92	92	1 %
		Barium	EPA 200.7	1205241-001	0.049	1.01	1.02	1.00	mg/L	96	97	1 %
		Beryllium	EPA 200.7	1205241-001	<0.001	0.963	0.977	1.00	mg/L	96	98	1 %
		Bismuth	EPA 200.7	1205241-001	<0.100	0.947	0.964	1.00	mg/L	95	97	2 %
		Boron	EPA 200.7	1205241-001	<0.100	1.01	1.04	1.00	mg/L	95	98	3 %
		Cadmium	EPA 200.7	1205241-001	<0.001	0.966	0.988	1.00	mg/L	97	99	2 %
		Calcium	EPA 200.7	1205241-001	53.1	61.6	62.7	10.0	mg/L	85	96	2 %
		Chromium	EPA 200.7	1205241-001	<0.005	0.957	0.968	1.00	mg/L	96	97	1 %
		Cobalt	EPA 200.7	1205241-001	<0.010	0.949	0.967	1.00	mg/L	95	97	2 %
		Copper	EPA 200.7	1205241-001	<0.050	4.70	4.75	5.00	mg/L	94	95	1 %
		Gallium	EPA 200.7	1205241-001	<0.100	0.950	0.962	1.00	mg/L	95	96	1 %
		Iron	EPA 200.7	1205241-001	0.030	1.01	1.02	1.00	mg/L	98	99	1 %
		Lithium	EPA 200.7	1205241-001	<0.100	0.950	0.966	1.00	mg/L	94	96	2 %
		Magnesium	EPA 200.7	1205241-001	26.3	34.7	35.3	10.0	mg/L	84	90	2 %
		Manganese	EPA 200.7	1205241-001	<0.005	0.961	0.976	1.00	mg/L	96	97	2 %
		Molybdenum	EPA 200.7	1205241-001	<0.010	0.954	0.971	1.00	mg/L	95	97	2 %
		Nickel	EPA 200.7	1205241-001	<0.010	4.70	4.79	5.00	mg/L	94	96	2 %
		Phosphorus	EPA 200.7	1205241-001	<0.500	5.26	5.43	5.00	mg/L	98	102	3 %
		Potassium	EPA 200.7	1205241-001	3.20	13.0	13.2	10.0	mg/L	98	100	2 %
		Scandium	EPA 200.7	1205241-001	<0.100	0.948	0.956	1.00	mg/L	95	96	1 %
		Silver	EPA 200.7	1205241-001	<0.005	0.086	0.087	0.090	mg/L	95	97	1 %
		Sodium	EPA 200.7	1205241-001	15.8	24.9	25.0	10.0	mg/L	91	92	<1%
		Strontium	EPA 200.7	1205241-001	0.157	1.11	1.11	1.00	mg/L	95	95	<1%
		Tin	EPA 200.7	1205241-001	<0.100	0.944	0.968	1.00	mg/L	98	100	3 %
		Titanium	EPA 200.7	1205241-001	<0.100	0.978	0.986	1.00	mg/L	98	99	1 %

475 East Greg Street Suite #119
Sparks, NV 89431 (775) 355-0202
EPA Lab ID: NV00925 - ELAP No: 2523

1084 Lamoille Hwy
Elko, NV 89801 (775) 777-9933
EPA Lab ID: NV00926

3230 Polaris Ave #4
Las Vegas, NV 89102 (702) 475-8899
EPA Lab ID: NV00932

QCBatchID	QCType	Parameter	Method	Spike Sample	Sample Result	MS Result	MSD Result	Spike Value	Units	MS % Rec.	MSD % Rec.	RPD
		Vanadium	EPA 200.7	1205241-001	0.029	0.987	0.998	1.00	mg/L	96	97	1 %
		Zinc	EPA 200.7	1205241-001	<0.010	0.993	1.02	1.00	mg/L	99	102	3 %
QC12050819	MS 1	Mercury	EPA 200.8	1205241-001	<0.00010	0.000990	0.000963	0.001	mg/L	97	94	3 %
		Antimony	EPA 200.8	1205241-001	<0.0025	0.0106	0.0106	0.010	mg/L	100	100	<1%
		Arsenic	EPA 200.8	1205241-001	0.0056	0.0577	0.0572	0.050	mg/L	104	103	1 %
		Lead	EPA 200.8	1205241-001	<0.0025	0.0101	0.0103	0.010	mg/L	99	101	2 %
		Selenium	EPA 200.8	1205241-001	<0.0050	0.0461	0.0456	0.050	mg/L	92	91	1 %
		Thallium	EPA 200.8	1205241-001	<0.0010	0.0095	0.0098	0.010	mg/L	95	98	3 %
		Uranium	EPA 200.8	1205241-001	<0.0050	0.0114	0.0115	0.010	mg/L	102	104	1 %

475 East Greg Street Suite #119
Sparks, NV 89431 (775) 355-0202
EPA Lab ID: NV00925 - ELAP No: 2523

1084 Lamoille Hwy
Elko, NV 89801 (775) 777-9933
EPA Lab ID: NV00926

3230 Polaris Ave #4
Las Vegas, NV 89102 (702) 475-8899
EPA Lab ID: NV00932

WETLAB
WESTERN ENVIRONMENTAL TESTING LABORATORY
Specializing in Soil, Hazardous Waste and Water Analysis.
475 E. Greg Street #119 | Sparks, Nevada 89431
tel (775) 355-0202 | fax (775) 355-0817 | www.WETLaboratory.com

Lab Number 1205220
Report Due Date: 5/24/12
Page 1 of 1

Client: McClelland Laboratories, Inc.
Address: 1016 Greg Street
City, State & Zip: Sparks, NV 89431
Contact: Gene McClelland
Phone: 775-356-1300 | Collector's Name: Robert
Fax: 775-356-8917 | Project Name:
P.O. Number: | Project Number: 3438
Email: mli@mettest.com

Turnaround Time: Standard | 5-Day | Other

Billing Address (if different than Client Address):
Company:
Address:
City, State & Zip:
Contact:
Phone:
Fax:
Email:

Additional Information

Fax Results	Y	N	To: Client	Billing
Email Results	Y	N	To: Client	Billing
Compliance Monitoring	Y	N		
Fax Results to State EPA	Y	N		

Sample Type Codes:
DW = Drinking Water; WW = Wastewater; SW = Surface Water; MW = Monitoring Well; SD = Solid; SO = Soil; HW = Hazardous Waste; OTHER:

SAMPLE ID/LOCATION		DATE	TIME	SAMPLE TYPE	NO. OF CONTAINERS	Analyses Requested: Profile II w/o Rad	Uranium	Spl. No.
CF-11-02 (0-27)	Wk:0	05/10/12	9:00	WW	2	X	X	1
CF-11-02 (367-408)	↓	↓	↓	↓	↓	↓	↓	2

Instructions/Comments/Special Requirements:
1205 1
220 1

SAMPLE RECEIPT	DATE	TIME	Samples Relinquished By	Samples Received By
Temperature 18 °C	5/10	1605		
Custody Seals Intact? Y N None				
Number of Containers 4				

WETLAB'S Standard Terms and Conditions apply unless written agreements specify otherwise. Payment terms are Net 30.

To the maximum extent permitted by law, the Client agrees to limit the liability of WETLAB for the Client's damages to the total compesation received, unless other agreements are made in writing. This limitation shall apply regardless of the cause of action or legal theory pled or asserted.

301.2E

Appendix F
Tailings Humidity Cell Test Results

McClelland Laboratory Weekly Reports

New Mexico Copper Corp.
MLI Job No. 3438-01

Table 1 . - Humidity Cell Analytical Results, Copper Flat, Cu Ro. Tail (1.5244 Kg)

Week	Vol. L	Effluent pH	Redox, mV (vs Ag/AgCl)	Conductivity mS/cm	Total Fe mg/l	Total Fe mg/kg	Total Fe Cum. mg/kg	Fe^{2}+ mg/l	Fe^{3}+ mg/l	SO_4= mg/l	SO_4= mg/kg	SO_4= Cum. mg/kg	Acidity, $CaCO_3$ Equivalents mg/l	Acidity, $CaCO_3$ Equivalents mg/kg	Acidity, $CaCO_3$ Equivalents Cum. mg/kg	Alkalinity, $CaCO_3$ Equivalents mg/l	Alkalinity, $CaCO_3$ Equivalents mg/kg	Alkalinity, $CaCO_3$ Equivalents Cum. mg/kg
0	0.528	8.05	171	1.64	0.00	0.000	0.000	0.00	0.00	220.0	76.20	76.20	0	0.00	0.00	137	47.45	47.45
1	0.739	7.99	236	0.63	0.00	0.000	0.000	0.00	0.00	91.0	44.12	120.32	0	0.00	0.00	155	75.14	122.59
2	0.731	8.19	222	0.41	0.01	0.005	0.005	0.00	0.01	58.0	27.81	148.13	0	0.00	0.00	156	74.81	197.40
3	0.801	8.13	229	0.25	0.03	0.016	0.021	0.02	0.01	38.0	19.97	168.10	0	0.00	0.00	108	56.75	254.15
4	0.682	8.05	237	0.31	0.01	0.004	0.025	0.00	0.01	120.0	53.69	221.79	0	0.00	0.00	61	27.29	281.44
5	0.748	8.09	225	0.31	0.00	0.000	0.025	0.00	0.00	120.0	58.88	280.67	0	0.00	0.00	98	48.09	329.53
6	0.743	8.05	240	0.30	0.02	0.010	0.035	0.00	0.02	90.0	43.87	324.54	0	0.00	0.00	80	38.99	368.52
7	0.746	8.09	165	0.27	0.03	0.015	0.050	0.00	0.03	91.0	44.53	369.07	0	0.00	0.00	59	28.87	397.39
8	0.681	8.07	250	0.26	0.01	0.004	0.054	0.01	0.00	74.0	33.06	402.13	0	0.00	0.00	66	29.48	426.87
9	0.750	8.11	253	0.28	0.04	0.020	0.074	0.02	0.02	68.0	33.46	435.59	0	0.00	0.00	88	43.30	470.17
10	0.791	7.91	188	0.27	0.01	0.005	0.079	0.01	0.00	72.0	37.36	472.95	0	0.00	0.00	100	51.89	522.06
11	0.732	8.06	212	0.23	0.03	0.014	0.093	0.02	0.01	76.0	36.49	509.44	0	0.00	0.00	64	30.73	552.79
12	0.769	7.99	249	0.29	0.06	0.030	0.123	0.04	0.02	65.0	32.79	542.23	0	0.00	0.00	72	36.32	589.11
13	0.742	7.97	213	0.31	0.04	0.019	0.142	0.01	0.03	69.0	33.59	575.82	0	0.00	0.00	70	34.07	623.18
14	0.696	7.92	259	0.32	0.09	0.041	0.183	0.01	0.08	61.0	27.85	603.67	0	0.00	0.00	67	30.59	653.77
15	0.732	8.01	209	0.29	0.02	0.010	0.193	0.00	0.02	59.0	28.33	632.00	0	0.00	0.00	68	32.65	686.42
16	0.767	7.95	236	0.29	0.04	0.020	0.213	0.01	0.03	59.0	29.69	661.69	0	0.00	0.00	67	33.71	720.13
17	0.727	8.00	221	0.27	0.05	0.024	0.237	0.01	0.04	60.0	28.61	690.30	0	0.00	0.00	61	29.09	749.22
18	0.675	8.03	242	0.30	0.08	0.035	0.272	0.01	0.07	66.0	29.22	719.52	0	0.00	0.00	66	29.22	778.44
19	0.822	8.09	196	0.32	0.09	0.049	0.321	0.02	0.07	48.0	25.88	745.40	0	0.00	0.00	81	43.68	822.12
20	0.687	8.04	208	0.32	0.05	0.023	0.344	0.01	0.04	57.0	25.69	771.09	0	0.00	0.00	63	28.39	850.51
21	0.801	8.11	206	0.35	0.07	0.037	0.381	0.01	0.06	36.0	18.92	790.01	0	0.00	0.00	77	40.46	890.97
22	0.668	7.99	231	0.24	0.10	0.044	0.425	0.02	0.08	49.0	21.47	811.48	0	0.00	0.00	62	27.17	918.14
23	0.764	8.05	238	0.27	0.09	0.045	0.470	0.01	0.08	39.0	19.55	831.03	0	0.00	0.00	79	39.59	957.73
24	0.747	8.12	227	0.29	0.10	0.049	0.519	0.02	0.08	44.0	21.56	852.59	0	0.00	0.00	77	37.73	995.46
25	0.745	8.03	252	0.24	0.01	0.005	0.524	0.01	0.00	45.0	21.99	874.58	0	0.00	0.00	74	36.17	1031.63
26	0.725	8.14	243	0.25	0.14	0.067	0.591	0.01	0.13	42.0	19.98	894.56	0	0.00	0.00	75	35.67	1067.30
27	0.749	8.18	305	0.24	0.03	0.015	0.606	0.01	0.02	38.0	18.67	913.23	0	0.00	0.00	82	40.29	1107.59
28	0.759	8.18	256	0.25	0.01	0.005	0.611	0.00	0.01	35.0	17.43	930.66	0	0.00	0.00	81	40.33	1147.92

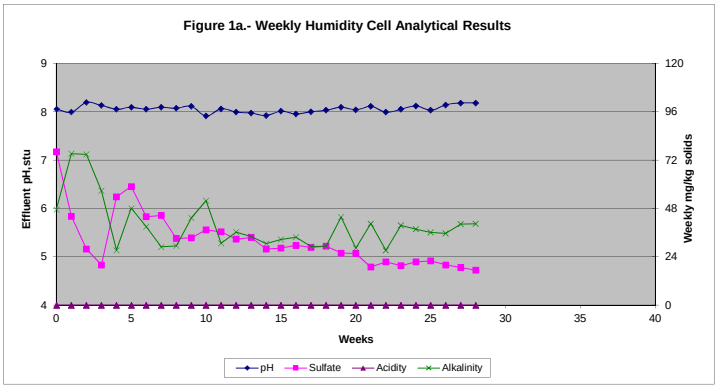

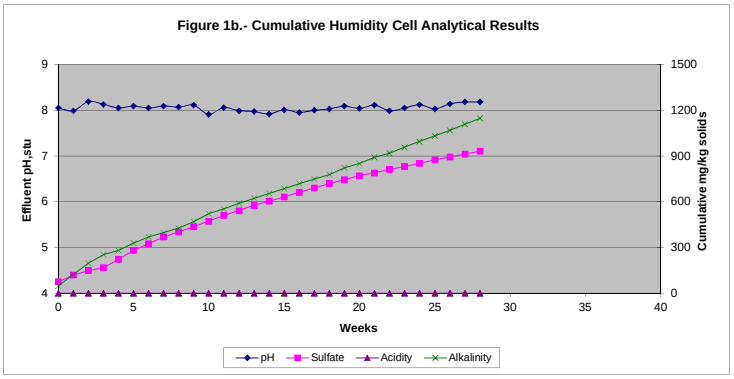

New Mexico Copper Corp.
MLI Job No. 3438

Table 24 . - Humidity Cell Analytical Results, CF-11-02 (227-367) Flotation Tailings (1.4818 Kg)

					Total Fe					SO_4=			Acidity, $CaCO_3$ Equivalents			Alkalinity, $CaCO_3$ Equivalents		
Week	Vol. L	Effluent pH	Redox, mV (vs Ag/AgCl)	Conductivity mS/cm	mg/l	mg/kg	Cum. mg/kg	Fe^{2}+ mg/l	Fe^{3}+ mg/l	mg/l	mg/kg	Cum. mg/kg	mg/l	mg/kg	Cum. mg/kg	mg/l	mg/kg	Cum. mg/kg
0	0.606	8.09	160	0.38	0.00	0.000	0.000	0.00	0.00	50.0	20.45	20.45	0	0.00	0.00	97	39.67	39.67
1	0.810	8.12	215	0.31	0.00	0.000	0.000	0.00	0.00	36.0	19.68	40.13	0	0.00	0.00	97	53.02	92.69
2	0.773	7.72	238	0.31	0.00	0.000	0.000	0.00	0.00	56.0	29.21	69.34	0	0.00	0.00	86	44.86	137.55
3	0.725	7.98	210	0.28	0.00	0.000	0.000	0.00	0.00	58.0	28.38	97.72	0	0.00	0.00	60	29.36	166.91
4	0.752	8.19	176	0.29	0.00	0.000	0.000	0.00	0.00	53.0	26.90	124.62	0	0.00	0.00	67	34.00	200.91
5	0.766	8.23	181	0.26	0.01	0.005	0.005	0.00	0.01	52.0	26.88	151.50	0	0.00	0.00	74	38.25	239.16
6	0.758	8.10	175	0.25	0.01	0.005	0.010	0.01	0.00	45.0	23.02	174.52	0	0.00	0.00	60	30.69	269.85
7	0.790	8.12	214	0.22	0.01	0.005	0.015	0.00	0.01	38.0	20.26	194.78	0	0.00	0.00	59	31.45	301.30
8	0.713	8.12	178	0.20	0.02	0.010	0.025	0.00	0.02	34.0	16.36	211.14	0	0.00	0.00	54	25.98	327.28
9	0.770	8.16	172	0.21	0.02	0.010	0.035	0.00	0.02	31.0	16.11	227.25	0	0.00	0.00	65	33.78	361.06
10	0.817	8.10	191	0.19	0.01	0.006	0.041	0.00	0.01	28.0	15.44	242.69	0	0.00	0.00	59	32.53	393.59
11	0.673	8.06	209	0.18	0.01	0.005	0.046	0.00	0.01	28.0	12.72	255.41	0	0.00	0.00	52	23.62	417.21
12	0.769	8.10	191	0.19	0.01	0.005	0.051	0.00	0.01	23.0	11.94	267.35	0	0.00	0.00	62	32.18	449.39
13	0.751	8.11	215	0.18	0.01	0.005	0.056	0.00	0.01	22.0	11.15	278.50	0	0.00	0.00	61	30.92	480.31
14	0.726	8.07	184	0.17	0.00	0.000	0.056	0.00	0.00	18.0	8.82	287.32	0	0.00	0.00	60	29.40	509.71
15	0.760	7.98	209	0.16	0.00	0.000	0.056	0.00	0.00	17.0	8.72	296.04	0	0.00	0.00	60	30.77	540.48
16	0.756	8.08	214	0.17	0.02	0.010	0.066	0.00	0.02	16.0	8.16	304.20	0	0.00	0.00	58	29.59	570.07
17	0.676	8.06	210	0.15	0.02	0.009	0.075	0.00	0.02	18.0	8.21	312.41	0	0.00	0.00	57	26.00	596.07
18	0.746	8.11	228	0.24	0.01	0.005	0.080	0.00	0.01	22.0	11.08	323.49	0	0.00	0.00	81	40.78	636.85
19	0.722	8.17	197	0.15	0.02	0.010	0.090	0.00	0.02	10.0	4.87	328.36	0	0.00	0.00	58	28.26	665.11
20	0.759	8.14	270	0.15	0.01	0.005	0.095	0.00	0.01	11.0	5.63	333.99	0	0.00	0.00	59	30.22	695.33
21	0.728	8.19	185	0.15	0.02	0.010	0.105	0.00	0.02	10.0	4.91	338.90	0	0.00	0.00	59	28.99	724.32
22	0.772	8.07	249	0.13	0.02	0.010	0.115	0.00	0.02	6.0	3.13	342.03	0	0.00	0.00	55	28.65	752.97
23	0.685	8.13	196	0.15	0.01	0.005	0.120	0.00	0.01	11.0	5.09	347.12	0	0.00	0.00	59	27.27	780.24

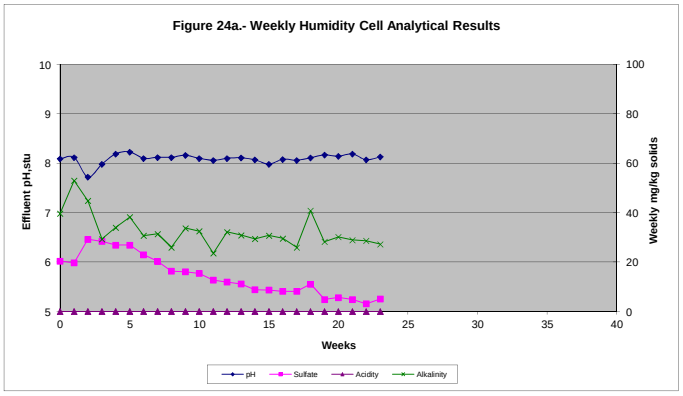

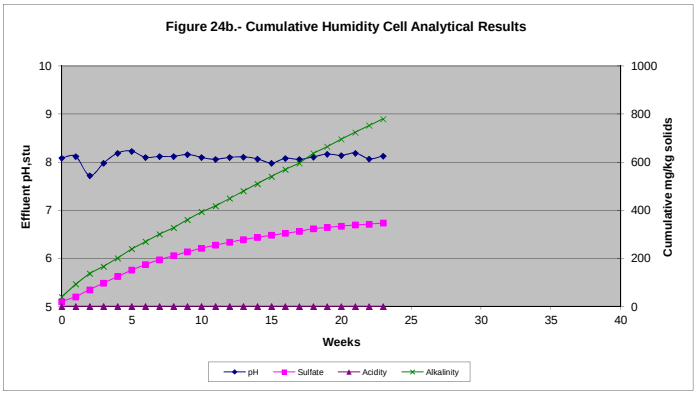

Certifications: NV009332012A

New Mexico Copper Corp.
MLI Job No. 3438

Table 25 . - Humidity Cell Analytical Results, CF-11-02 (52-117) Flotation Tailings (1.5346 Kg)

					Total Fe					SO_4=			Acidity, $CaCO_3$ Equivalents			Alkalinity, $CaCO_3$ Equivalents		
Week	Vol. L	Effluent pH	Redox, mV (vs Ag/AgCl)	Conductivity mS/cm	mg/l	mg/kg	Cum. mg/kg	Fe^{2}+ mg/l	Fe^{3}+ mg/l	mg/l	mg/kg	Cum. mg/kg	mg/l	mg/kg	Cum. mg/kg	mg/l	mg/kg	Cum. mg/kg
0	0.563	7.90	208	0.47	0.01	0.004	0.004	0.00	0.01	69.0	25.31	25.31	0	0.00	0.00	102	37.42	37.42
1	0.773	8.10	200	0.36	0.00	0.000	0.004	0.00	0.00	63.0	31.73	57.04	0	0.00	0.00	89	44.83	82.25
2	0.755	7.77	228	0.35	0.00	0.000	0.004	0.00	0.00	30.0	14.76	71.80	0	0.00	0.00	77	37.88	120.13
3	0.682	7.98	207	0.31	0.00	0.000	0.004	0.00	0.00	65.0	28.89	100.69	0	0.00	0.00	53	23.55	143.68
4	0.751	8.16	181	0.30	0.00	0.000	0.004	0.00	0.00	50.0	24.47	125.16	0	0.00	0.00	63	30.83	174.51
5	0.758	8.12	185	0.25	0.01	0.005	0.009	0.00	0.01	30.0	14.82	139.98	0	0.00	0.00	61	30.13	204.64
6	0.683	7.99	177	0.24	0.01	0.004	0.013	0.00	0.01	30.0	13.35	153.33	0	0.00	0.00	52	23.14	227.78
7	0.831	8.12	225	0.23	0.01	0.005	0.018	0.00	0.01	25.0	13.54	166.87	0	0.00	0.00	63	34.12	261.90
8	0.662	8.03	185	0.19	0.02	0.009	0.027	0.00	0.02	20.0	8.63	175.50	0	0.00	0.00	47	20.27	282.17
9	0.744	8.10	176	0.22	0.02	0.010	0.037	0.00	0.02	35.0	16.97	192.47	0	0.00	0.00	59	28.60	310.77
10	0.761	8.06	193	0.19	0.01	0.005	0.042	0.00	0.01	32.0	15.87	208.34	0	0.00	0.00	56	27.77	338.54
11	0.725	8.08	219	0.19	0.00	0.000	0.042	0.00	0.00	31.0	14.65	222.99	0	0.00	0.00	56	26.46	365.00
12	0.748	8.01	201	0.17	0.00	0.000	0.042	0.00	0.00	27.0	13.16	236.15	0	0.00	0.00	53	25.83	390.83
13	0.714	8.04	234	0.17	0.01	0.005	0.047	0.00	0.01	28.0	13.03	249.18	0	0.00	0.00	53	24.66	415.49
14	0.746	8.02	201	0.17	0.00	0.000	0.047	0.00	0.00	23.0	11.18	260.36	0	0.00	0.00	56	27.22	442.71
15	0.775	7.90	230	0.16	0.00	0.000	0.047	0.00	0.00	22.0	11.11	271.47	0	0.00	0.00	53	26.77	469.48
16	0.650	7.92	233	0.16	0.01	0.004	0.051	0.00	0.01	22.0	9.32	280.79	0	0.00	0.00	49	20.75	490.23
17	0.815	7.99	225	0.15	0.02	0.011	0.062	0.00	0.02	15.0	7.97	288.76	0	0.00	0.00	51	27.09	517.32
18	0.746	8.01	239	0.15	0.02	0.010	0.072	0.00	0.02	16.0	7.78	296.54	0	0.00	0.00	51	24.79	542.11
19	0.753	8.13	219	0.15	0.02	0.010	0.082	0.00	0.02	15.0	7.36	303.90	0	0.00	0.00	50	24.53	566.64
20	0.735	8.05	293	0.14	0.01	0.005	0.087	0.00	0.01	15.0	7.18	311.08	0	0.00	0.00	50	23.95	590.59
21	0.707	8.05	196	0.15	0.02	0.009	0.096	0.00	0.02	14.0	6.45	317.53	0	0.00	0.00	52	23.96	614.55
22	0.734	8.02	263	0.13	0.02	0.010	0.106	0.00	0.02	11.0	5.26	322.79	0	0.00	0.00	52	24.87	639.42
23	0.751	8.10	203	0.17	0.01	0.005	0.111	0.00	0.01	16.0	7.83	330.62	0	0.00	0.00	57	27.89	667.31

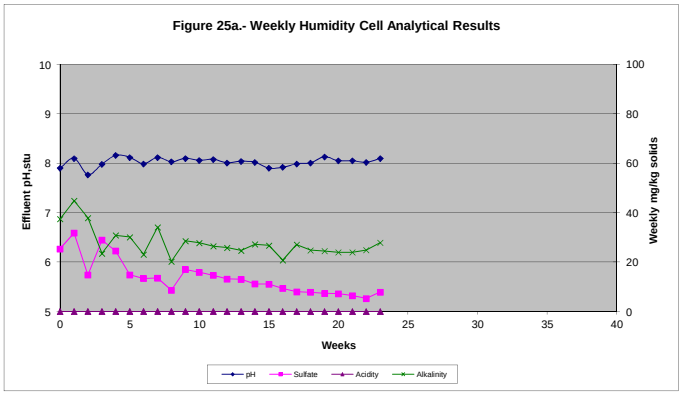

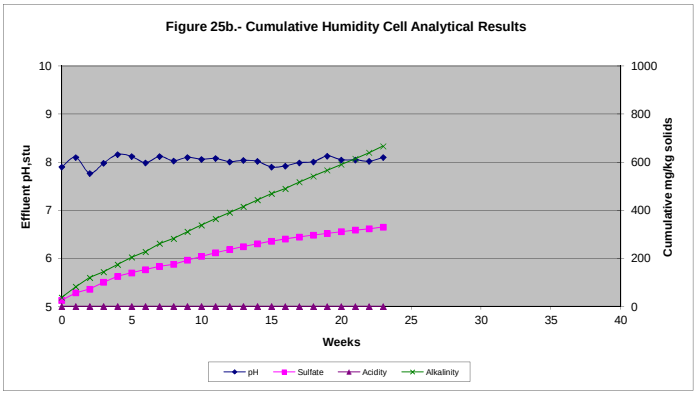

Certifications: NV009332012A

New Mexico Copper Corp.
MLI Job No. 3438

Table 26 . - Humidity Cell Analytical Results, K-Spar Breccia 5+ Comp Flotation Tailings (1.4954 Kg)

					Total Fe					SO_4=			Acidity, $CaCO_3$ Equivalents			Alkalinity, $CaCO_3$ Equivalents		
Week	Vol. L	Effluent pH	Redox, mV (vs Ag/AgCl)	Conductivity mS/cm	mg/l	mg/kg	Cum. mg/kg	Fe^{2}+ mg/l	Fe^{3}+ mg/l	mg/l	mg/kg	Cum. mg/kg	mg/l	mg/kg	Cum. mg/kg	mg/l	mg/kg	Cum. mg/kg
0	0.482	8.01	169	0.77	0.02	0.006	0.006	0.00	0.02	220.0	70.91	70.91	0	0.00	0.00	115	37.07	37.07
1	0.793	8.20	210	0.38	0.00	0.000	0.006	0.00	0.00	45.0	23.86	94.77	0	0.00	0.00	105	55.68	92.75
2	0.737	7.90	221	0.36	0.00	0.000	0.006	0.00	0.00	55.0	27.11	121.88	0	0.00	0.00	106	52.24	144.99
3	0.725	8.12	206	0.46	0.00	0.000	0.006	0.00	0.00	85.0	41.21	163.09	0	0.00	0.00	104	50.42	195.41
4	0.745	8.24	186	0.39	0.00	0.000	0.006	0.00	0.00	65.0	32.38	195.47	0	0.00	0.00	91	45.34	240.75
5	0.706	8.19	182	0.36	0.00	0.000	0.006	0.00	0.00	65.0	30.69	226.16	0	0.00	0.00	87	41.07	281.82
6	0.763	8.15	173	0.33	0.00	0.000	0.006	0.00	0.00	45.0	22.96	249.12	0	0.00	0.00	80	40.82	322.64
7	0.726	8.07	214	0.32	0.00	0.000	0.006	0.00	0.00	60.0	29.13	278.25	0	0.00	0.00	72	34.96	357.60
8	0.746	8.18	184	0.32	0.02	0.010	0.016	0.00	0.02	50.0	24.94	303.19	0	0.00	0.00	77	38.41	396.01
9	0.703	8.19	175	0.35	0.02	0.009	0.025	0.00	0.02	78.0	36.67	339.86	0	0.00	0.00	78	36.67	432.68
10	0.746	8.12	192	0.28	0.00	0.000	0.025	0.00	0.00	66.0	32.92	372.78	0	0.00	0.00	73	36.42	469.10
11	0.738	8.14	218	0.27	0.00	0.000	0.025	0.00	0.00	64.0	31.58	404.36	0	0.00	0.00	71	35.04	504.14
12	0.717	8.10	210	0.27	0.01	0.005	0.030	0.00	0.01	58.0	27.81	432.17	0	0.00	0.00	69	33.08	537.22
13	0.758	8.12	242	0.25	0.01	0.005	0.035	0.00	0.01	55.0	27.88	460.05	0	0.00	0.00	67	33.96	571.18
14	0.714	8.09	216	0.28	0.00	0.000	0.035	0.00	0.00	69.0	32.95	493.00	0	0.00	0.00	69	32.95	604.13
15	0.767	7.99	230	0.24	0.00	0.000	0.035	0.00	0.00	55.0	28.21	521.21	0	0.00	0.00	67	34.36	638.49
16	0.719	8.06	243	0.28	0.01	0.005	0.040	0.00	0.01	69.0	33.18	554.39	0	0.00	0.00	67	32.21	670.70
17	0.782	8.08	239	0.23	0.02	0.010	0.050	0.00	0.02	51.0	26.67	581.06	0	0.00	0.00	67	35.04	705.74
18	0.719	8.01	248	0.29	0.01	0.005	0.055	0.00	0.01	79.0	37.98	619.04	0	0.00	0.00	61	29.33	735.07
19	0.730	8.15	232	0.25	0.01	0.005	0.060	0.00	0.01	59.0	28.80	647.84	0	0.00	0.00	63	30.75	765.82
20	0.770	8.11	286	0.23	0.01	0.005	0.065	0.00	0.01	49.0	25.23	673.07	0	0.00	0.00	64	32.95	798.77
21	0.723	8.11	215	0.26	0.02	0.010	0.075	0.00	0.02	64.0	30.94	704.01	0	0.00	0.00	60	29.01	827.78
22	0.718	8.09	270	0.23	0.01	0.005	0.080	0.00	0.01	54.0	25.93	729.94	0	0.00	0.00	62	29.77	857.55
23	0.764	8.04	215	0.23	0.01	0.005	0.085	0.00	0.01	53.0	27.08	757.02	0	0.00	0.00	64	32.70	890.25

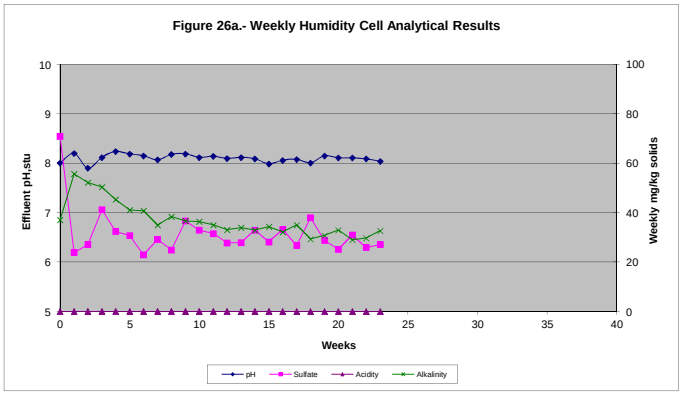

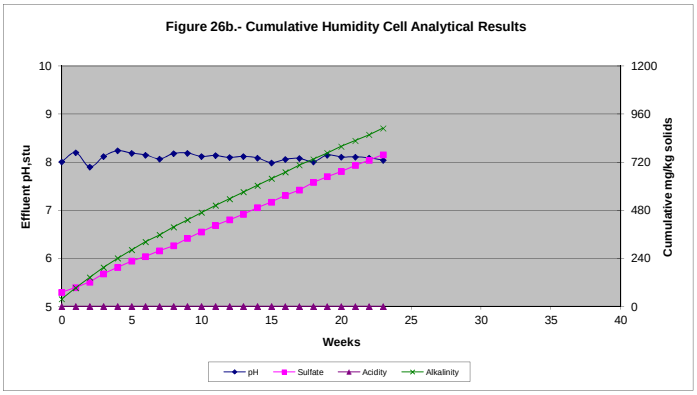

Certifications: NV009332012A

New Mexico Copper Corp.
MLI Job No. 3438

Table 27 . - Humidity Cell Analytical Results, Biotite Breccia 5+ Comp. Flotation Tailings (1.4964 Kg)

					Total Fe					SO_4=			Acidity, $CaCO_3$ Equivalents			Alkalinity, $CaCO_3$ Equivalents		
Week	Vol. L	Effluent pH	Redox, mV (vs Ag/AgCl)	Conductivity mS/cm	mg/l	mg/kg	Cum. mg/kg	Fe^{2}+ mg/l	Fe^{3}+ mg/l	mg/l	mg/kg	Cum. mg/kg	mg/l	mg/kg	Cum. mg/kg	mg/l	mg/kg	Cum. mg/kg
0	0.552	8.10	173	0.39	0.01	0.004	0.004	0.00	0.01	68.0	25.08	25.08	0	0.00	0.00	71	26.19	26.19
1	0.754	8.25	220	0.47	0.00	0.000	0.004	0.00	0.00	62.0	31.24	56.32	0	0.00	0.00	135	68.02	94.21
2	0.734	7.94	221	0.45	0.00	0.000	0.004	0.00	0.00	69.0	33.85	90.17	0	0.00	0.00	136	66.71	160.92
3	0.755	8.15	204	0.45	0.01	0.005	0.009	0.00	0.01	88.0	44.40	134.57	0	0.00	0.00	116	58.53	219.45
4	0.725	8.31	190	0.38	0.00	0.000	0.009	0.00	0.00	80.0	38.76	173.33	0	0.00	0.00	81	39.24	258.69
5	0.718	8.29	182	0.35	0.00	0.000	0.009	0.00	0.00	74.0	35.51	208.84	0	0.00	0.00	97	46.54	305.23
6	0.764	8.22	171	0.34	0.01	0.005	0.014	0.00	0.01	114.0	58.20	267.04	0	0.00	0.00	88	44.93	350.16
7	0.751	8.17	210	0.29	0.01	0.005	0.019	0.00	0.01	62.0	31.12	298.16	0	0.00	0.00	69	34.63	384.79
8	0.758	8.14	192	0.26	0.02	0.010	0.029	0.00	0.02	50.0	25.33	323.49	0	0.00	0.00	62	31.41	416.20
9	0.646	8.10	181	0.28	0.02	0.009	0.038	0.00	0.02	63.0	27.20	350.69	0	0.00	0.00	60	25.90	442.10
10	0.752	8.23	189	0.29	0.01	0.005	0.043	0.00	0.01	60.0	30.15	380.84	0	0.00	0.00	78	39.20	481.30
11	0.762	8.27	215	0.27	0.00	0.000	0.043	0.00	0.00	54.0	27.50	408.34	0	0.00	0.00	82	41.76	523.06
12	0.728	8.15	213	0.24	0.00	0.000	0.043	0.00	0.00	52.0	25.30	433.64	0	0.00	0.00	65	31.62	554.68
13	0.730	8.18	241	0.26	0.01	0.005	0.048	0.00	0.01	46.0	22.44	456.08	0	0.00	0.00	72	35.12	589.80
14	0.723	8.12	218	0.24	0.00	0.000	0.048	0.00	0.00	50.0	24.16	480.24	0	0.00	0.00	67	32.37	622.17
15	0.743	8.05	223	0.23	0.01	0.005	0.053	0.01	0.00	46.0	22.84	503.08	0	0.00	0.00	72	35.75	657.92
16	0.732	8.06	241	0.23	0.01	0.005	0.058	0.00	0.01	42.0	20.55	523.63	0	0.00	0.00	67	32.77	690.69
17	0.743	8.11	240	0.21	0.02	0.010	0.068	0.00	0.02	37.0	18.37	542.00	0	0.00	0.00	66	32.77	723.46
18	0.725	8.09	242	0.21	0.02	0.010	0.078	0.00	0.02	35.0	16.96	558.96	0	0.00	0.00	66	31.98	755.44
19	0.730	8.24	235	0.21	0.02	0.010	0.088	0.00	0.02	27.0	13.17	572.13	0	0.00	0.00	68	33.17	788.61
20	0.727	8.18	278	0.20	0.01	0.005	0.093	0.00	0.01	28.0	13.60	585.73	0	0.00	0.00	68	33.04	821.65
21	0.763	8.21	220	0.20	0.02	0.010	0.103	0.00	0.02	23.0	11.73	597.46	0	0.00	0.00	72	36.71	858.36
22	0.697	8.10	272	0.18	0.02	0.009	0.112	0.00	0.02	20.0	9.32	606.78	0	0.00	0.00	66	30.74	889.10
23	0.743	8.22	212	0.20	0.01	0.005	0.117	0.00	0.01	25.0	12.41	619.19	0	0.00	0.00	73	36.25	925.35

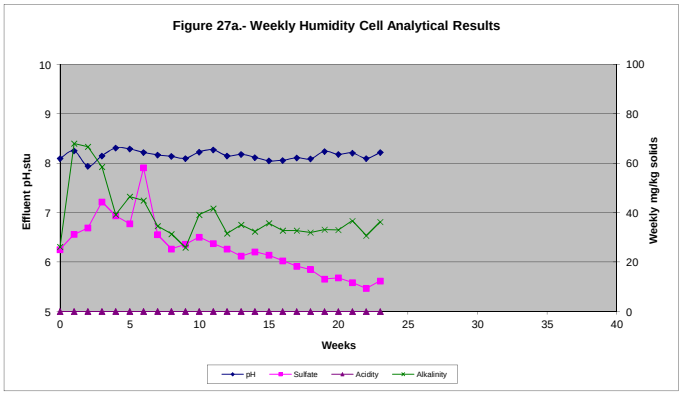

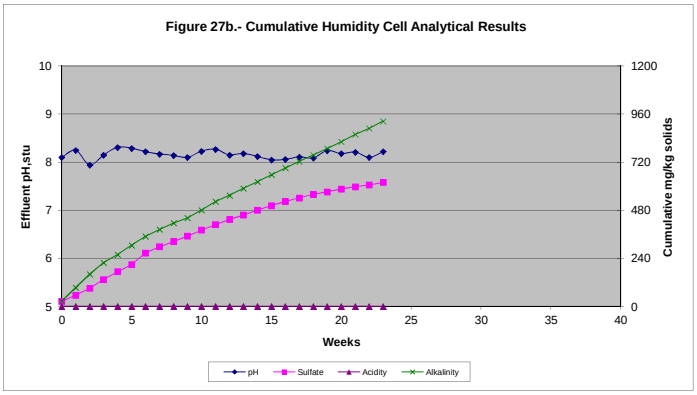

Certifications: NV009332012A

New Mexico Copper Corp.
MLI Job No. 3438

Table 28 . - Humidity Cell Analytical Results, Quartz Monzonite 5+ Comp Flotation Tailings (1.5106 Kg)

					Total Fe					SO_4=			Acidity, $CaCO_3$ Equivalents			Alkalinity, $CaCO_3$ Equivalents		
Week	Vol. L	Effluent pH	Redox, mV (vs Ag/AgCl)	Conductivity mS/cm	mg/l	mg/kg	Cum. mg/kg	Fe^{2}+ mg/l	Fe^{3}+ mg/l	mg/l	mg/kg	Cum. mg/kg	mg/l	mg/kg	Cum. mg/kg	mg/l	mg/kg	Cum. mg/kg
0	0.549	8.19	140	0.58	0.01	0.004	0.004	0.00	0.01	75.0	27.26	27.26	0	0.00	0.00	124	45.07	45.07
1	0.785	8.30	210	0.39	0.00	0.000	0.004	0.00	0.00	46.0	23.90	51.16	0	0.00	0.00	120	62.36	107.43
2	0.731	7.92	220	0.32	0.01	0.005	0.009	0.00	0.01	45.0	21.78	72.94	0	0.00	0.00	96	46.46	153.89
3	0.761	8.18	201	0.33	0.00	0.000	0.009	0.00	0.00	43.0	21.66	94.60	0	0.00	0.00	97	48.87	202.76
4	0.745	8.31	198	0.28	0.00	0.000	0.009	0.00	0.00	43.0	21.21	115.81	0	0.00	0.00	71	35.02	237.78
5	0.756	8.24	193	0.25	0.00	0.000	0.009	0.00	0.00	42.0	21.02	136.83	0	0.00	0.00	72	36.03	273.81
6	0.749	8.12	179	0.25	0.01	0.005	0.014	0.00	0.01	40.0	19.83	156.66	0	0.00	0.00	64	31.73	305.54
7	0.702	8.09	220	0.22	0.01	0.005	0.019	0.00	0.01	41.0	19.05	175.71	0	0.00	0.00	59	27.42	332.96
8	0.791	8.21	201	0.26	0.02	0.010	0.029	0.00	0.02	42.0	21.99	197.70	0	0.00	0.00	81	42.41	375.37
9	0.704	8.17	177	0.24	0.02	0.009	0.038	0.00	0.02	42.0	19.57	217.27	0	0.00	0.00	65	30.29	405.66
10	0.789	8.19	192	0.25	0.01	0.005	0.043	0.00	0.01	44.0	22.98	240.25	0	0.00	0.00	79	41.26	446.92
11	0.704	8.10	222	0.22	0.00	0.000	0.043	0.00	0.00	45.0	20.97	261.22	0	0.00	0.00	62	28.89	475.81
12	0.766	8.15	208	0.23	0.01	0.005	0.048	0.00	0.01	41.0	20.79	282.01	0	0.00	0.00	71	36.00	511.81
13	0.782	8.17	234	0.24	0.00	0.000	0.048	0.00	0.00	41.0	21.22	303.23	0	0.00	0.00	73	37.79	549.60
14	0.680	8.02	221	0.20	0.01	0.005	0.053	0.00	0.01	41.0	18.46	321.69	0	0.00	0.00	57	25.66	575.26
15	0.726	7.98	223	0.21	0.00	0.000	0.053	0.00	0.00	40.0	19.22	340.91	0	0.00	0.00	66	31.72	606.98
16	0.779	8.08	236	0.21	0.02	0.010	0.063	0.00	0.02	31.0	15.99	356.90	0	0.00	0.00	70	36.10	643.08
17	0.770	8.07	232	0.19	0.02	0.010	0.073	0.00	0.02	32.0	16.31	373.21	0	0.00	0.00	62	31.60	674.68
18	0.760	8.06	237	0.19	0.02	0.010	0.083	0.00	0.02	29.0	14.59	387.80	0	0.00	0.00	59	29.68	704.36
19	0.702	8.13	238	0.18	0.02	0.009	0.092	0.00	0.02	29.0	13.48	401.28	0	0.00	0.00	57	26.49	730.85
20	0.759	8.12	281	0.18	0.02	0.010	0.102	0.00	0.02	27.0	13.57	414.85	0	0.00	0.00	61	30.65	761.50
21	0.722	8.11	230	0.19	0.02	0.010	0.112	0.00	0.02	25.0	11.95	426.80	0	0.00	0.00	64	30.59	792.09
22	0.752	8.16	269	0.18	0.02	0.010	0.122	0.00	0.02	21.0	10.45	437.25	0	0.00	0.00	67	33.35	825.44
23	0.750	8.17	215	0.19	0.02	0.010	0.132	0.00	0.02	25.0	12.41	449.66	0	0.00	0.00	68	33.76	859.20

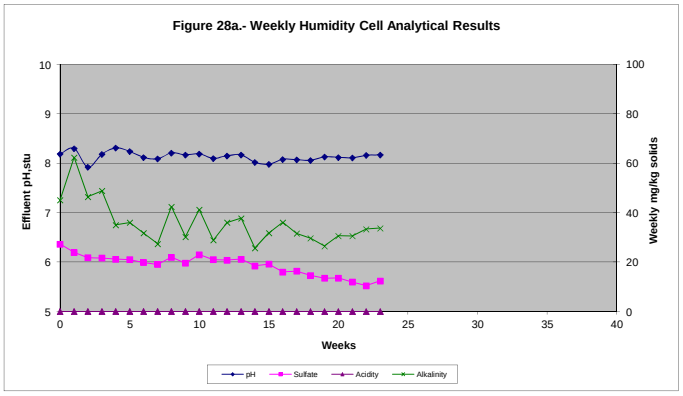

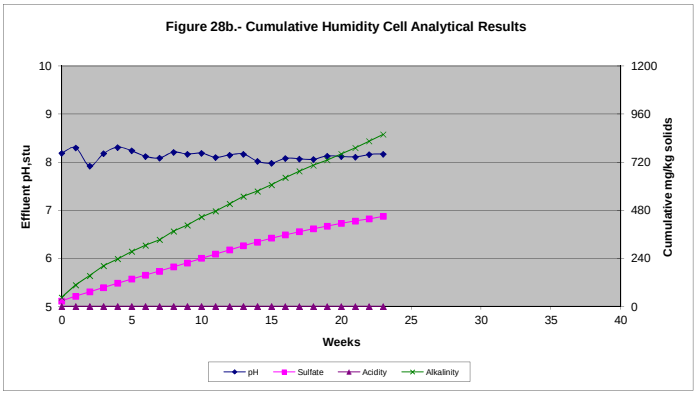

Certifications: NV009332012A

New Mexico Copper Corp.
MLI Job No. 3438

Table 29 . - Humidity Cell Analytical Results, Biotite Breccia 0-5 Comp. Flotation Tailings (1.5047 Kg)

					Total Fe			Fe^{2}+	Fe^{3}+	SO_4=			Acidity, $CaCO_3$ Equivalents			Alkalinity, $CaCO_3$ Equivalents		
Week	Vol. L	Effluent pH	Redox, mV (vs Ag/AgCl)	Conductivity mS/cm	mg/l	mg/kg	Cum. mg/kg	mg/l	mg/l	mg/l	mg/kg	Cum. mg/kg	mg/l	mg/kg	Cum. mg/kg	mg/l	mg/kg	Cum. mg/kg
0	0.460	7.93	164	0.90	0.04	0.012	0.012	0.00	0.04	200.0	61.14	61.14	0	0.00	0.00	86	26.29	26.29
1	0.873	8.11	207	0.42	0.00	0.000	0.012	0.00	0.00	65.0	37.71	98.85	0	0.00	0.00	82	47.57	73.86
2	0.685	7.76	223	0.44	0.01	0.005	0.017	0.00	0.01	115.0	52.35	151.20	0	0.00	0.00	77	35.05	108.91
3	0.776	7.96	210	0.45	0.00	0.000	0.017	0.00	0.00	140.0	72.20	223.40	0	0.00	0.00	54	27.85	136.76
4	0.740	8.06	203	0.34	0.00	0.000	0.017	0.00	0.00	85.0	41.80	265.20	0	0.00	0.00	45	22.13	158.89
5	0.666	7.96	202	0.28	0.00	0.000	0.017	0.00	0.00	60.0	26.56	291.76	0	0.00	0.00	47	20.80	179.69
6	0.797	8.01	180	0.27	0.00	0.000	0.017	0.00	0.00	50.0	26.48	318.24	0	0.00	0.00	52	27.54	207.23
7	0.773	7.97	228	0.20	0.01	0.005	0.022	0.00	0.01	35.0	17.98	336.22	0	0.00	0.00	47	24.15	231.38
8	0.603	7.98	202	0.18	0.02	0.008	0.030	0.00	0.02	30.0	12.02	348.24	0	0.00	0.00	44	17.63	249.01
9	0.724	8.07	181	0.20	0.02	0.010	0.040	0.00	0.02	34.0	16.36	364.60	0	0.00	0.00	52	25.02	274.03
10	0.807	8.06	197	0.19	0.01	0.005	0.045	0.00	0.01	30.0	16.09	380.69	0	0.00	0.00	58	31.11	305.14
11	0.713	7.96	229	0.16	0.00	0.000	0.045	0.00	0.00	24.0	11.37	392.06	0	0.00	0.00	50	23.69	328.83
12	0.777	8.01	211	0.15	0.01	0.005	0.050	0.00	0.01	20.0	10.33	402.39	0	0.00	0.00	49	25.30	354.13
13	0.649	7.98	245	0.17	0.01	0.004	0.054	0.00	0.01	23.0	9.92	412.31	0	0.00	0.00	52	22.43	376.56
14	0.752	8.04	224	0.16	0.00	0.000	0.054	0.00	0.00	22.0	10.99	423.30	0	0.00	0.00	55	27.49	404.05
15	0.683	7.89	235	0.16	0.00	0.000	0.054	0.00	0.00	21.0	9.53	432.83	0	0.00	0.00	55	24.97	429.02
16	0.825	7.94	245	0.16	0.01	0.005	0.059	0.00	0.01	18.0	9.87	442.70	0	0.00	0.00	55	30.16	459.18
17	0.692	7.95	234	0.14	0.02	0.009	0.068	0.00	0.02	17.0	7.82	450.52	0	0.00	0.00	49	22.53	481.71
18	0.752	7.90	245	0.16	0.01	0.005	0.073	0.00	0.01	17.0	8.50	459.02	0	0.00	0.00	52	25.99	507.70
19	0.677	8.02	243	0.15	0.02	0.009	0.082	0.00	0.02	18.0	8.10	467.12	0	0.00	0.00	52	23.40	531.10
20	0.714	8.03	285	0.16	0.01	0.005	0.087	0.00	0.01	18.0	8.54	475.66	0	0.00	0.00	56	26.57	557.67
21	0.835	8.01	233	0.16	0.02	0.011	0.098	0.00	0.02	16.0	8.88	484.54	0	0.00	0.00	57	31.63	589.30
22	0.713	7.98	272	0.14	0.01	0.005	0.103	0.00	0.01	13.0	6.16	490.70	0	0.00	0.00	50	23.69	612.99
23	0.692	8.00	219	0.15	0.01	0.005	0.108	0.00	0.01	19.0	8.74	499.44	0	0.00	0.00	53	24.37	637.36

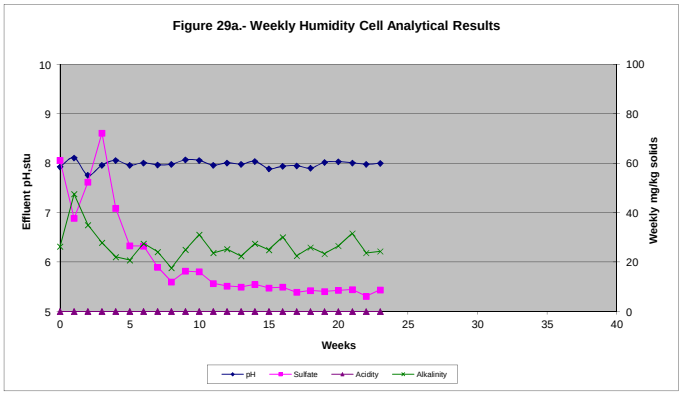

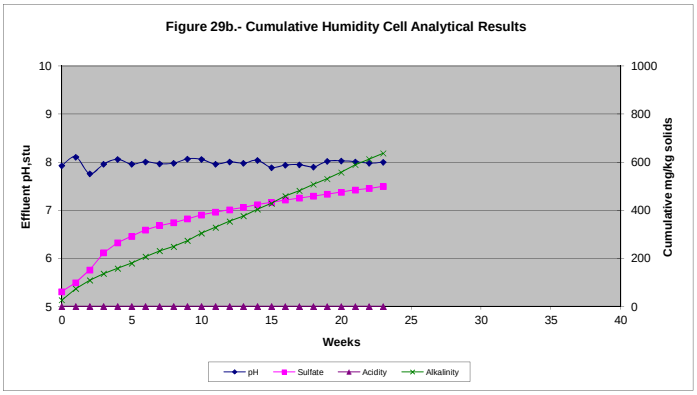

Certifications: NV009332012A

New Mexico Copper Corp.
MLI Job No. 3438

Table 30 . - Humidity Cell Analytical Results, K-Spar Breccia 0-5 Comp. Flotation Tailings (1.4926 Kg)

					Total Fe					SO_4=			Acidity, $CaCO_3$ Equivalents			Alkalinity, $CaCO_3$ Equivalents		
Week	Vol. L	Effluent pH	Redox, mV (vs Ag/AgCl)	Conductivity mS/cm	mg/l	mg/kg	Cum. mg/kg	Fe^{2}+ mg/l	Fe^{3}+ mg/l	mg/l	mg/kg	Cum. mg/kg	mg/l	mg/kg	Cum. mg/kg	mg/l	mg/kg	Cum. mg/kg
0	0.483	7.86	196	0.87	0.01	0.003	0.003	0.00	0.01	215.0	69.57	69.57	0	0.00	0.00	63	20.39	20.39
1	0.854	8.10	194	0.51	0.00	0.000	0.003	0.00	0.00	130.0	74.38	143.95	0	0.00	0.00	80	45.77	66.16
2	0.550	7.83	205	0.37	0.01	0.004	0.007	0.00	0.01	59.0	21.74	165.69	0	0.00	0.00	105	38.69	104.85
3	0.610	8.01	207	0.52	0.00	0.000	0.007	0.00	0.00	105.0	42.91	208.60	0	0.00	0.00	62	25.34	130.19
4	0.701	8.13	205	0.33	0.00	0.000	0.007	0.00	0.00	55.0	25.83	234.43	0	0.00	0.00	85	39.92	170.11
5	0.744	8.20	180	0.25	0.00	0.000	0.007	0.00	0.00	15.0	7.48	241.91	0	0.00	0.00	83	41.37	211.48
6	0.737	8.10	181	0.24	0.00	0.000	0.007	0.00	0.00	15.0	7.41	249.32	0	0.00	0.00	77	38.02	249.50
7	0.739	8.12	235	0.22	0.00	0.000	0.007	0.00	0.00	15.0	7.43	256.75	0	0.00	0.00	74	36.64	286.14
8	0.739	8.12	206	0.20	0.02	0.010	0.017	0.00	0.02	10.0	4.95	261.70	0	0.00	0.00	72	35.65	321.79
9	0.738	8.13	181	0.20	0.01	0.005	0.022	0.00	0.01	17.0	8.41	270.11	0	0.00	0.00	70	34.61	356.40
10	0.737	8.07	204	0.19	0.01	0.005	0.027	0.00	0.01	16.0	7.90	278.01	0	0.00	0.00	68	33.58	389.98
11	0.755	8.12	229	0.18	0.01	0.005	0.032	0.00	0.01	16.0	8.09	286.10	0	0.00	0.00	68	34.40	424.38
12	0.832	8.24	199	0.16	0.01	0.006	0.038	0.00	0.01	14.0	7.80	293.90	0	0.00	0.00	64	35.67	460.05
13	0.726	8.11	245	0.20	0.00	0.000	0.038	0.00	0.00	34.0	16.54	310.44	0	0.00	0.00	61	29.67	489.72
14	0.616	8.30	178	0.10	0.01	0.004	0.042	0.00	0.01	15.0	6.19	316.63	0	0.00	0.00	30	12.38	502.10
15	0.619	7.57	219	0.04	0.00	0.000	0.042	0.00	0.00	1.0	0.41	317.04	0	0.00	0.00	16	6.64	508.74
16	0.597	7.91	225	0.21	0.02	0.008	0.050	0.00	0.02	49.0	19.60	336.64	0	0.00	0.00	43	17.20	525.94
17	0.583	7.78	212	0.04	0.02	0.008	0.058	0.00	0.02	4.0	1.56	338.20	0	0.00	0.00	19	7.42	533.36
18	0.628	8.63	185	0.05	0.04	0.017	0.075	0.01	0.03	3.0	1.26	339.46	0	0.00	0.00	22	9.26	542.62
19	0.540	8.11	175	0.21	0.02	0.007	0.082	0.00	0.02	49.0	17.73	357.19	0	0.00	0.00	45	16.28	558.90
20	0.676	8.13	247	0.18	0.02	0.009	0.091	0.00	0.02	31.0	14.04	371.23	0	0.00	0.00	55	24.91	583.81
21	0.752	8.16	223	0.16	0.02	0.010	0.101	0.00	0.02	21.0	10.58	381.81	0	0.00	0.00	54	27.21	611.02
22	0.615	8.13	237	0.13	0.02	0.008	0.109	0.00	0.02	12.0	4.94	386.75	0	0.00	0.00	45	18.54	629.56
23	0.666	8.14	205	0.18	0.01	0.004	0.113	0.00	0.01	23.0	10.26	397.01	0	0.00	0.00	59	26.33	655.89

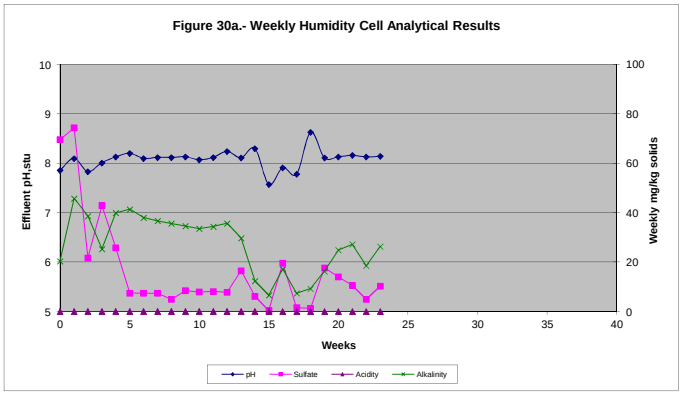

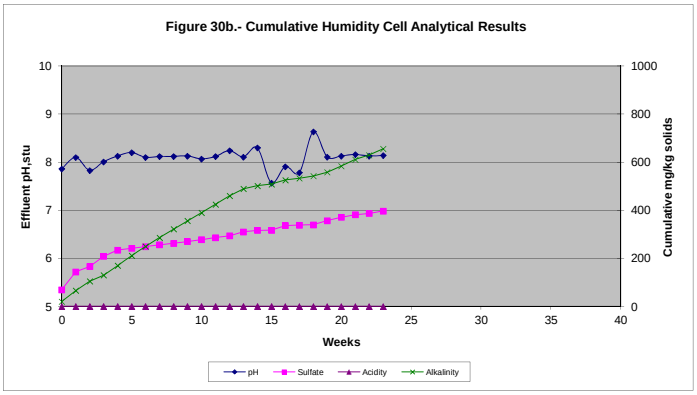

Certifications: NV009332012A

New Mexico Copper Corp.
MLI Job No. 3438

Table 31 . - Humidity Cell Analytical Results, Quartz Monzonite 0-5 Comp. Flotation Tailings (1.4823 Kg)

					Total Fe					SO_4=			Acidity, $CaCO_3$ Equivalents			Alkalinity, $CaCO_3$ Equivalents		
Week	Vol. L	Effluent pH	Redox, mV (vs Ag/AgCl)	Conductivity mS/cm	mg/l	mg/kg	Cum. mg/kg	Fe^{2}+ mg/l	Fe^{3}+ mg/l	mg/l	mg/kg	Cum. mg/kg	mg/l	mg/kg	Cum. mg/kg	mg/l	mg/kg	Cum. mg/kg
0	0.484	7.93	201	0.86	0.01	0.003	0.003	0.00	0.01	200.0	65.30	65.30	0	0.00	0.00	74	24.16	24.16
1	0.867	8.16	200	0.42	0.00	0.000	0.003	0.00	0.00	80.0	46.79	112.09	0	0.00	0.00	79	46.21	70.37
2	0.673	7.83	187	0.20	0.01	0.005	0.008	0.00	0.01	34.0	15.44	127.53	0	0.00	0.00	67	30.42	100.79
3	0.549	8.04	202	0.50	0.00	0.000	0.008	0.00	0.00	150.0	55.56	183.09	0	0.00	0.00	58	21.48	122.27
4	0.720	8.10	210	0.39	0.00	0.000	0.008	0.00	0.00	60.0	29.14	212.23	0	0.00	0.00	92	44.69	166.96
5	0.735	8.16	199	0.26	0.00	0.000	0.008	0.00	0.00	15.0	7.44	219.67	0	0.00	0.00	82	40.66	207.62
6	0.730	8.11	189	0.24	0.00	0.000	0.008	0.00	0.00	15.0	7.39	227.06	0	0.00	0.00	75	36.94	244.56
7	0.736	8.10	238	0.21	0.00	0.000	0.008	0.00	0.00	15.0	7.45	234.51	0	0.00	0.00	71	35.25	279.81
8	0.726	8.15	213	0.20	0.01	0.005	0.013	0.00	0.01	10.0	4.90	239.41	0	0.00	0.00	68	33.30	313.11
9	0.734	8.15	184	0.21	0.01	0.005	0.018	0.00	0.01	24.0	11.88	251.29	0	0.00	0.00	70	34.66	347.77
10	0.732	8.11	215	0.20	0.01	0.005	0.023	0.00	0.01	21.0	10.37	261.66	0	0.00	0.00	69	34.07	381.84
11	0.734	8.11	230	0.19	0.00	0.000	0.023	0.00	0.00	21.0	10.40	272.06	0	0.00	0.00	66	32.68	414.52
12	0.736	8.03	195	0.18	0.00	0.000	0.023	0.00	0.00	15.0	7.45	279.51	0	0.00	0.00	65	32.27	446.79
13	0.725	8.09	242	0.18	0.00	0.000	0.023	0.00	0.00	21.0	10.27	289.78	0	0.00	0.00	64	31.30	478.09
14	0.737	8.11	156	0.18	0.00	0.000	0.023	0.00	0.00	18.0	8.95	298.73	0	0.00	0.00	65	32.32	510.41
15	0.734	8.01	199	0.17	0.00	0.000	0.023	0.00	0.00	17.0	8.42	307.15	0	0.00	0.00	65	32.19	542.60
16	0.736	8.02	219	0.18	0.01	0.005	0.028	0.00	0.01	15.0	7.45	314.60	0	0.00	0.00	63	31.28	573.88
17	0.735	8.10	190	0.16	0.02	0.010	0.038	0.00	0.02	15.0	7.44	322.04	0	0.00	0.00	62	30.74	604.62
18	0.739	8.09	173	0.17	0.01	0.005	0.043	0.00	0.01	16.0	7.98	330.02	0	0.00	0.00	62	30.91	635.53
19	0.741	8.18	161	0.16	0.01	0.005	0.048	0.00	0.01	15.0	7.50	337.52	0	0.00	0.00	60	29.99	665.52
20	0.817	8.23	234	0.14	0.02	0.011	0.059	0.00	0.02	12.0	6.61	344.13	0	0.00	0.00	60	33.07	698.59
21	0.730	8.07	202	0.20	0.02	0.010	0.069	0.00	0.02	37.0	18.22	362.35	0	0.00	0.00	66	32.50	731.09
22	0.714	8.08	209	0.19	0.01	0.005	0.074	0.00	0.01	29.0	13.97	376.32	0	0.00	0.00	64	30.83	761.92
23	0.728	8.08	206	0.20	0.01	0.005	0.079	0.00	0.01	32.0	15.72	392.04	0	0.00	0.00	69	33.89	795.81

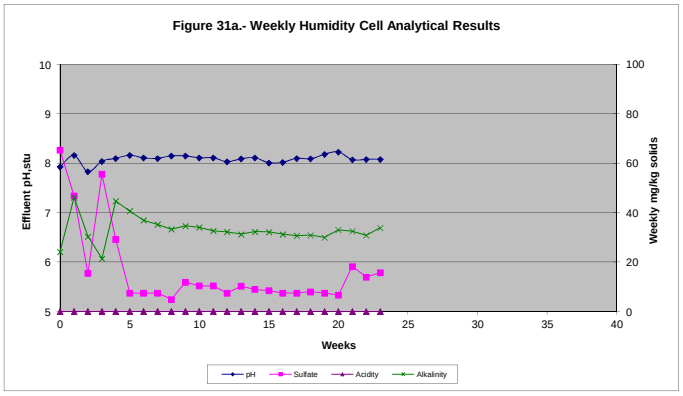

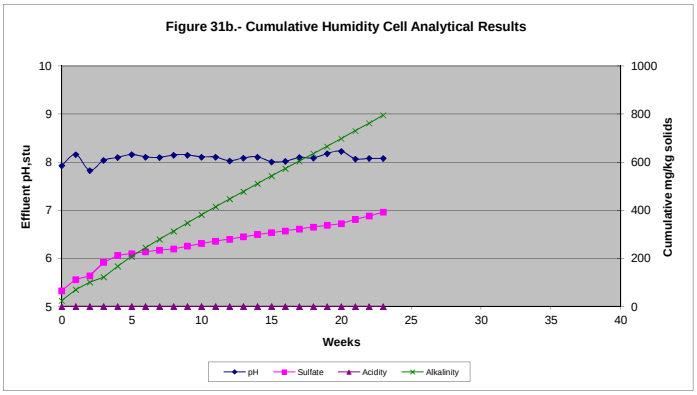

Certifications: NV009332012A

McClelland Tabulated WetLab Results

Table . - Profile II Analytical Results, HC Extracts,
Copper Flat Sample

	Extract Week								
Analysis, mg/L	Week 0	Week 1	Week 2	Week 3	Week 4	Week 8	Week 12	Week 16	Week 20
Alkalinity, $CaCO_3$	130	150	130	98	57	63	70	67	68
CO_3, $CaCO_3$	1.9	<1.0	<1.0	<1.0	<1.0	<1.0	<1.0	<1.0	<1.0
HCO_3	150	180	160	120	69	77	86	82	83
Aluminum	<0.045	<0.045	<0.045	<0.045	<0.045	<0.045	<0.045	<0.045	<0.045
Antimony	0.0031	0.0015	0.0012	<0.0025	<0.0010	<0.0025	<0.0025	<0.0025	<0.0025
Arsenic	<0.0050	<0.0050	<0.0050	<0.0050	<0.0050	<0.0050	<0.0050	<0.0050	<0.0050
Barium	0.013	0.057	0.070	0.050	0.072	0.050	0.068	0.070	0.072
Beryllium	<0.0010	<0.0010	<0.0010	<0.0010	<0.0010	<0.0010	<0.0010	<0.0010	<0.0010
Bismuth	<0.10	<0.10	<0.10	<0.10	<0.10	<0.10	<0.10	<0.10	<0.10
Boron	<0.10	<0.10	<0.10	<0.10	<0.10	<0.10	<0.10	<0.10	<0.10
Cadmium	<0.0010	<0.0010	<0.0010	<0.0010	<0.0010	<0.0010	<0.0010	<0.0010	<0.0010
Calcium	90	53	55	36	53	42	39	40	32
Chloride	38	1.1	<1.00	<1.00	<1.00	<1.00	<1.00	<1.00	<1.00
Chromium	<0.0050	<0.0050	<0.0050	<0.0050	<0.0050	<0.0050	<0.0050	<0.0050	<0.0050
Cobalt	<0.010	<0.010	<0.010	<0.010	<0.010	<0.010	<0.010	<0.010	<0.010
Copper	<0.050	<0.050	<0.050	<0.050	<0.050	<0.050	<0.050	<0.050	<0.050
Fluoride	1.1	3.0	2.6	2.1	1.5	1.6	1.7	1.8	2.0
Gallium	<0.10	<0.10	<0.10	<0.10	<0.10	<0.10	<0.10	<0.10	<0.10
Iron	<0.010	<0.010	<0.010	<0.010	<0.010	<0.010	<0.010	<0.010	<0.010
Lead	<0.0025	<0.0010	<0.0010	<0.0025	<0.0010	<0.0025	<0.0025	<0.0025	<0.0025
Lithium	<0.10	<0.10	<0.10	<0.10	<0.10	<0.10	<0.10	<0.10	<0.10
Magnesium	9.9	7.0	7.7	5.2	7.3	6.8	6.7	7.2	6.2
Manganese	0.020	0.060	0.059	0.044	0.043	0.047	0.048	0.052	0.043
Mercury	0.0036	<0.00010	<0.00010	<0.00010	<0.00010	<0.00010	<0.00010	<0.00010	<0.00010
Molybdenum	0.19	0.077	0.040	0.013	0.018	0.019	0.016	0.019	0.018
Nickel	<0.010	<0.010	<0.010	<0.010	<0.010	<0.010	<0.010	<0.010	<0.010
Nitrate as N	<1.0	<1.0	<1.0	<1.0	<1.0	<1.0	<1.0	<1.0	<1.0
Nitrite as N	0.56	<0.050	<0.025	<0.025	<0.025	<0.025	<0.025	<0.025	<0.025
pH, stu	8.38	7.99	8.04	7.89	7.55	7.92	7.94	7.88	7.83
Phosphorus	<0.50	<0.50	<0.50	<0.50	<0.50	<0.50	<0.50	<0.50	<0.50
Potassium	40	28	26	16	13	6.8	5.0	4.2	2.8
Scandium	<0.10	<0.10	<0.10	<0.10	<0.10	<0.10	<0.10	<0.10	<0.10
Selenium	0.014	<0.0050	<0.0050	<0.0050	<0.0050	<0.0050	<0.0050	<0.0050	<0.0050
Silver	<0.0050	<0.0050	<0.0050	<0.0050	<0.0050	<0.0050	<0.0050	<0.0050	<0.0050
Sodium	89	28	9.0	3.1	1.8	1.3	0.89	1.0	0.72
Strontium	1.2	0.72	0.74	0.51	0.67	0.60	0.45	0.46	0.39
Sulfate	270	100	65	39	110	76	53	55	49
Thallium	<0.0010	<0.0010	<0.0010	<0.0010	<0.0010	<0.0010	<0.0010	<0.0010	<0.0010
Tin	<0.10	<0.10	<0.10	<0.10	<0.10	<0.10	<0.10	<0.10	<0.10
Titanium	<0.10	<0.10	<0.10	<0.10	<0.10	<0.10	<0.10	<0.10	<0.10
Total Dissolved Solids	640	340	260	180	230	180	190	160	140
Uranium	0.040	0.054	0.049	0.031	0.028	0.032	0.025	0.020	0.017
Vanadium	0.013	<0.010	<0.050	<0.010	<0.010	<0.010	<0.010	<0.010	<0.010
Zinc	0.014	<0.010	<0.010	<0.010	<0.010	<0.010	<0.010	<0.010	<0.010
Cations, meq/L	10.2	5.16	4.44	2.77	3.66	2.89	2.67	2.74	2.21
Anions, meq/L	9.27	5.22	4.11	2.89	3.50	2.93	2.60	2.58	2.49
Balance, %	4.8	<1.0	3.8	2.1	2.2	<1.0	1.2	3.0	5.8
WET Lab Report #	1109289	1109409	1109542	1110122	1110250	1111214	1112182	1201095	1202066

Table . - Profile II Analytical Results, HC Extracts,
Copper Flat Sample

	Extract Week	
Analysis, mg/L	Week 24	Week 28
Alkalinity, $CaCO_3$	83	83
CO_3, $CaCO_3$	<1.0	<1.0
HCO_3	100	100
Aluminum	<0.045	<0.045
Antimony	<0.0025	<0.0025
Arsenic	<0.0050	<0.0050
Barium	0.10	0.11
Beryllium	<0.0010	<0.0010
Bismuth	<0.10	<0.10
Boron	<0.10	<0.10
Cadmium	<0.0010	<0.0010
Calcium	33	34
Chloride	<1.00	<1.00
Chromium	<0.0050	<0.0050
Cobalt	<0.010	<0.010
Copper	<0.050	<0.050
Fluoride	1.9	2.1
Gallium	<0.10	<0.10
Iron	<0.010	<0.010
Lead	<0.0025	<0.0025
Lithium	<0.10	<0.10
Magnesium	6.6	6.6
Manganese	0.054	0.043
Mercury	<0.00010	<0.00010
Molybdenum	0.016	0.014
Nickel	<0.010	<0.010
Nitrate as N	<1.0	<1.0
Nitrite as N	<0.025	<0.025
pH, stu	8.10	7.88
Phosphorus	<0.50	<0.50
Potassium	2.8	2.4
Scandium	<0.10	<0.10
Selenium	<0.0050	<0.0050
Silver	<0.0050	<0.0050
Sodium	0.73	0.65
Strontium	0.39	0.38
Sulfate	38	34
Thallium	<0.0010	<0.0010
Tin	<0.10	<0.10
Titanium	<0.10	<0.10
Total Dissolved Solids	130	130
Uranium	0.018	0.018
Vanadium	<0.010	<0.010
Zinc	<0.010	<0.010
Cations, meq/L	2.30	2.33
Anions, meq/L	2.53	2.46
Balance, %	4.9	2.6
WET Lab Report #	1203051	1203592

Table . - Profile II Analytical Results, HC Extracts,
Copper Flat Project Flotation Tailings, Sample CF-11-02 (227-367)

	Extract Week							
Analysis, mg/L	Week 0	Week 1	Week 2	Week 4	Week 8	Week 12	Week 16	Week 20
Alkalinity, $CaCO_3$	100	110	94	71	54	62	59	57
CO_3, $CaCO_3$	<1.0	<1.0	<1.0	<1.0	<1.0	<1.0	<1.0	<1.0
HCO_3	120	130	110	87	66	76	72	69
Aluminum	<0.22	0.069	<0.045	0.064	0.073	0.055	0.076	0.070
Antimony	<0.0025	<0.0025	<0.0025	<0.0025	<0.0050	<0.0025	<0.0050	<0.0025
Arsenic	<0.0050	<0.0050	<0.010	<0.0050	<0.010	<0.0050	<0.010	<0.0050
Barium	0.022	0.049	0.068	0.083	0.049	0.055	0.044	0.044
Beryllium	<0.0010	<0.0010	<0.0010	<0.0010	<0.0010	<0.0010	<0.0010	<0.0010
Bismuth	<0.10	<0.10	<0.10	<0.10	<0.10	<0.10	<0.10	<0.10
Boron	<0.10	<0.10	0.14	<0.10	<0.10	<0.10	<0.10	<0.10
Cadmium	<0.0010	<0.0010	<0.0010	<0.0010	<0.0010	<0.0010	<0.0010	<0.0010
Calcium	22	23	30	30	22	23	20	19
Chloride	5.3	<1.00	<1.00	<1.00	<1.00	<1.00	<1.00	<1.00
Chromium	<0.0050	<0.0050	<0.0050	<0.0050	<0.0050	<0.0050	<0.0050	<0.0050
Cobalt	<0.010	<0.010	<0.010	<0.010	<0.010	<0.010	<0.010	<0.010
Copper	0.053	<0.050	<0.050	<0.050	<0.050	<0.050	<0.050	<0.050
Fluoride	3.5	1.8	1.5	1.6	1.6	1.6	1.5	1.5
Gallium	<0.10	<0.10	<0.10	<0.10	<0.10	<0.10	<0.10	<0.10
Iron	<0.010	0.027	<0.010	<0.010	<0.050	<0.050	0.021	0.017
Lead	<0.0025	<0.0025	<0.0025	<0.0025	<0.0025	<0.0025	<0.0025	<0.0025
Lithium	<0.10	<0.10	<0.10	<0.10	<0.10	<0.10	<0.10	<0.10
Magnesium	4.4	5.3	6.8	7.2	5.0	4.9	3.9	3.7
Manganese	<0.0050	0.030	<0.025	0.015	0.024	0.025	0.027	0.023
Mercury	0.0003	<0.00010	<0.00010	0.00016	<0.00010	<0.00010	0.0012	<0.00010
Molybdenum	<0.010	<0.010	<0.010	<0.010	<0.010	<0.010	<0.010	<0.010
Nickel	<0.010	<0.010	<0.010	<0.010	<0.010	<0.010	<0.010	<0.010
Nitrate as N	<1.0	<1.0	<1.0	<1.0	<1.0	<1.0	<1.0	<1.0
Nitrite as N	0.069	<0.025	<0.025	<0.025	<0.025	<0.025	<0.025	<0.025
pH, stu	7.78	7.78	7.60	7.61	7.66	7.75	7.81	7.75
Phosphorus	<0.50	<0.50	<0.50	<0.50	<0.50	<0.50	<0.50	<0.50
Potassium	22	17	16	12	7.5	6.0	4.8	4.3
Scandium	<0.10	<0.10	<0.10	<0.10	<0.10	<0.10	<0.10	<0.10
Selenium	<0.0050	<0.0050	<0.010	<0.0050	<0.010	<0.0050	<0.010	<0.0050
Silver	<0.0050	<0.0050	<0.0050	<0.0050	<0.0050	<0.0050	<0.0050	<0.0050
Sodium	28	15	7.9	3.9	2.0	1.5	1.2	1.0
Strontium	0.22	0.24	0.30	0.29	0.22	0.21	0.20	0.18
Sulfate	46	33	51	49	35	24	17	12
Thallium	<0.0010	<0.0010	<0.0010	<0.0010	<0.0010	<0.0010	<0.0010	<0.0010
Tin	<0.10	<0.10	<0.10	<0.10	<0.10	<0.10	<0.10	<0.10
Titanium	<0.10	<0.10	<0.10	<0.10	<0.10	<0.10	<0.10	<0.10
Total Dissolved Solids	250	180	190	160	110	120	100	92
Uranium	0.0091	0.017	0.025	0.030	0.016	0.012	0.0082	0.0068
Vanadium	<0.010	<0.010	<0.010	<0.010	<0.010	<0.010	<0.010	<0.010
Zinc	<0.010	<0.010	<0.010	<0.010	<0.010	<0.010	<0.010	<0.010
Cations, meq/L	3.24	2.68	2.81	2.57	1.80	1.78	1.50	1.42
Anions, meq/L	3.26	2.91	2.94	2.53	1.89	1.83	1.61	1.46
Balance, %	<1.0	4.1	2.3	<1.0	2.6	1.5	3.5	1.5
WET Lab Report #	1206505	1206646	1207080	1207417	1208332	1209232	1210284	1211156

Table . - Profile II Analytical Results, HC Extracts,
Copper Flat Project Flotation Tailings, Sample CF-11-02 (227-367)

	Extract Week	
Analysis, mg/L	Week 24	Week 28
Alkalinity, $CaCO_3$	58	58
CO_3, $CaCO_3$	<1.0	<1.0
HCO_3	71	71
Aluminum	0.070	0.062
Antimony	<0.0025	<0.0025
Arsenic	<0.0050	<0.0050
Barium	0.049	0.047
Beryllium	<0.0010	<0.0010
Bismuth	<0.10	<0.10
Boron	<0.10	<0.100
Cadmium	<0.0010	<0.0010
Calcium	18	18
Chloride	<1.00	<1.00
Chromium	<0.0050	<0.0050
Cobalt	<0.010	<0.010
Copper	<0.050	<0.050
Fluoride	1.1	1.1
Gallium	<0.10	<0.10
Iron	0.054	<0.010
Lead	<0.0025	<0.0025
Lithium	<0.10	<0.10
Magnesium	3.4	3.1
Manganese	0.038	0.027
Mercury	<0.00010	<0.00010
Molybdenum	<0.010	<0.010
Nickel	<0.010	<0.010
Nitrate as N	<1.0	<1.0
Nitrite as N	<0.025	<0.025
pH, stu	7.85	7.84
Phosphorus	<0.50	<0.50
Potassium	3.8	3.3
Scandium	<0.10	<0.10
Selenium	<0.0050	<0.0050
Silver	<0.0050	<0.0050
Sodium	0.94	1.2
Strontium	0.19	0.17
Sulfate	8.4	6.9
Thallium	<0.0010	<0.0010
Tin	<0.10	<0.10
Titanium	<0.10	<0.10
Total Dissolved Solids	86	77
Uranium	<0.0050	<0.0050
Vanadium	<0.010	<0.010
Zinc	0.019	<0.010
Cations, meq/L	1.33	1.30
Anions, meq/L	1.40	1.37
Balance, %	2.5	2.5
WET Lab Report #	1212123	1301048

Table . - Profile II Analytical Results, HC Extracts,
Copper Flat Project Flotation Tailings, Sample CF-11-02 (52-117)

	Extract Week							
Analysis, mg/L	Week 0	Week 1	Week 2	Week 4	Week 8	Week 12	Week 16	Week 20
Alkalinity, $CaCO_3$	110	98	83	65	48	53	49	48
CO_3, $CaCO_3$	<1.0	<1.0	<1.0	<1.0	<1.0	<1.0	<1.0	<1.0
HCO_3	130	120	100	79	58	64	59	58
Aluminum	0.055	0.083	<0.045	0.067	<0.20	0.045	0.055	0.054
Antimony	<0.0025	<0.0025	<0.0025	<0.0025	<0.0025	<0.0025	<0.0025	<0.0025
Arsenic	0.0056	<0.0050	<0.010	<0.0050	<0.0050	<0.0050	<0.0050	<0.0050
Barium	<0.010	0.013	0.017	0.015	0.010	0.019	<0.010	<0.010
Beryllium	<0.0010	<0.0010	<0.0010	<0.0010	<0.0010	<0.0010	<0.0010	<0.0010
Bismuth	<0.10	<0.10	<0.10	<0.10	<0.10	<0.10	<0.10	<0.10
Boron	<0.10	<0.10	0.13	<0.10	<0.10	<0.10	<0.10	<0.10
Cadmium	<0.0010	<0.0010	<0.0010	<0.0010	<0.0010	<0.0010	<0.0010	<0.0010
Calcium	24	26	32	31	22	23	20	19
Chloride	9.5	1.4	<1.00	<1.00	<1.00	<1.00	<1.00	<1.00
Chromium	<0.0050	<0.0050	<0.0050	<0.0050	<0.0050	<0.0050	<0.0050	<0.0050
Cobalt	<0.010	<0.010	<0.010	<0.010	<0.010	<0.010	<0.010	<0.010
Copper	0.051	<0.050	<0.050	<0.050	<0.050	<0.050	<0.050	<0.050
Fluoride	3.9	1.9	1.6	1.6	1.3	1.3	1.3	1.2
Gallium	<0.10	<0.10	<0.10	<0.10	<0.10	<0.10	<0.10	<0.10
Iron	<0.010	0.042	<0.010	0.013	<0.050	<0.010	0.018	0.014
Lead	<0.0025	<0.0025	<0.0025	<0.0025	<0.0025	<0.0025	<0.0025	<0.0025
Lithium	<0.10	<0.10	<0.10	<0.10	<0.10	<0.10	<0.10	<0.10
Magnesium	4.0	4.8	5.8	5.6	3.5	3.4	2.8	2.5
Manganese	<0.0050	0.0093	0.013	0.019	0.022	0.022	0.027	0.026
Mercury	0.00027	0.00021	0.00017	<0.0002	<0.00010	<0.00010	0.00026	<0.00010
Molybdenum	0.013	<0.010	<0.010	<0.010	<0.010	<0.010	<0.010	<0.010
Nickel	<0.010	<0.010	<0.010	<0.010	<0.010	<0.010	<0.010	<0.010
Nitrate as N	<1.0	<1.0	<1.0	<1.0	<1.0	<1.0	<1.0	<1.0
Nitrite as N	0.064	<0.025	<0.025	<0.025	<0.025	<0.025	<0.025	<0.025
pH, stu	7.84	7.79	7.54	7.43	7.67	7.71	7.78	7.69
Phosphorus	<0.50	<0.50	<0.50	<0.50	<0.50	<0.50	<0.50	<0.50
Potassium	29	24	21	15	8.1	6.0	4.9	4.2
Scandium	<0.10	<0.10	<0.10	<0.10	<0.10	<0.10	<0.10	<0.10
Selenium	<0.0050	<0.0050	<0.010	<0.0050	<0.0050	<0.0050	<0.0050	<0.0050
Silver	<0.0050	<0.0050	<0.0050	<0.0050	<0.0050	<0.0050	<0.0050	<0.0050
Sodium	36	21	9.6	4.3	1.8	1.4	1.2	0.94
Strontium	0.24	0.24	0.29	0.27	0.18	0.17	0.16	0.14
Sulfate	67	58	72	59	36	25	22	16
Thallium	<0.0010	<0.0010	<0.0010	<0.0010	<0.0010	<0.0010	<0.0010	<0.0010
Tin	<0.10	<0.10	<0.10	<0.10	<0.10	<0.10	<0.10	<0.10
Titanium	<0.10	<0.10	<0.10	<0.10	<0.10	<0.10	<0.10	<0.10
Total Dissolved Solids	300	200	210	170	120	89	92	89
Uranium	0.015	0.025	0.027	0.032	0.021	0.021	0.017	0.014
Vanadium	<0.010	<0.010	<0.010	<0.010	<0.010	<0.010	<0.010	<0.010
Zinc	<0.010	<0.010	<0.010	<0.010	<0.010	<0.010	<0.010	<0.010
Cations, meq/L	3.84	3.23	3.03	2.59	1.67	1.65	1.41	1.31
Anions, meq/L	4.00	3.31	3.22	2.61	1.77	1.64	1.49	1.35
Balance, %	2.0	1.3	3.1	<1.0	2.8	<1.0	2.7	1.4
WET Lab Report #	1206505	1206646	1207080	1207417	1208332	1209232	1210284	1211156

Table . - Profile II Analytical Results, HC Extracts,
Copper Flat Project Flotation Tailings, Sample CF-11-02 (52-117)

	Extract Week	
Analysis, mg/L	Week 24	Week 28
Alkalinity, $CaCO_3$	55	50
CO_3, $CaCO_3$	<1.0	<1.0
HCO_3	67	61
Aluminum	0.054	0.048
Antimony	<0.0025	<0.0025
Arsenic	<0.0050	<0.0050
Barium	0.011	<0.010
Beryllium	<0.0010	<0.0010
Bismuth	<0.10	<0.10
Boron	<0.10	<0.100
Cadmium	<0.0010	<0.0010
Calcium	20	18
Chloride	<1.00	<1.00
Chromium	<0.0050	<0.0050
Cobalt	<0.010	<0.010
Copper	<0.050	<0.050
Fluoride	1.0	0.92
Gallium	<0.10	<0.10
Iron	0.012	<0.010
Lead	<0.0025	<0.0025
Lithium	<0.10	<0.10
Magnesium	2.4	2.0
Manganese	0.032	0.028
Mercury	<0.00010	<0.00010
Molybdenum	<0.010	<0.010
Nickel	<0.010	<0.010
Nitrate as N	<1.0	<1.0
Nitrite as N	<0.025	<0.025
pH, stu	7.74	7.77
Phosphorus	<0.50	<0.50
Potassium	3.8	3.0
Scandium	<0.10	<0.10
Selenium	<0.0050	<0.0050
Silver	<0.0050	<0.0050
Sodium	1.0	0.98
Strontium	0.16	0.13
Sulfate	12	10
Thallium	<0.0010	<0.0010
Tin	<0.10	<0.10
Titanium	<0.10	<0.10
Total Dissolved Solids	100	86
Uranium	0.013	0.013
Vanadium	<0.010	<0.010
Zinc	<0.010	<0.010
Cations, meq/L	1.34	1.19
Anions, meq/L	1.40	1.26
Balance, %	2.1	2.8
WET Lab Report #	1212123	1301048

Table . - Profile II Analytical Results, HC Extracts,
Copper Flat Project Flotation Tailings, Sample K-Spar Breccia 5+ Comp

	Extract Week							
Analysis, mg/L	Week 0	Week 1	Week 2	Week 4	Week 8	Week 12	Week 16	Week 20
Alkalinity, $CaCO_3$	120	120	120	96	79	70	68	63
CO_3, $CaCO_3$	<1.0	<1.0	<1.0	<1.0	<1.0	<1.0	<1.0	<1.0
HCO_3	150	140	140	120	96	85	83	76
Aluminum	<0.045	<0.045	<0.045	0.050	<0.045	<0.045	<0.045	<0.045
Antimony	0.0033	<0.0025	<0.0025	<0.0025	<0.0025	<0.0050	<0.0025	<0.0025
Arsenic	<0.0050	<0.0050	<0.010	<0.0050	<0.0050	<0.010	<0.0050	<0.0050
Barium	0.013	0.082	0.10	0.083	0.061	0.076	0.080	0.078
Beryllium	<0.0010	<0.0010	<0.0010	<0.0010	<0.0010	<0.0010	<0.0010	<0.0010
Bismuth	<0.10	<0.10	<0.10	<0.10	<0.10	<0.10	<0.10	<0.10
Boron	<0.10	<0.10	0.11	<0.10	<0.10	<0.10	<0.10	<0.10
Cadmium	<0.0010	<0.0010	<0.0010	<0.0010	<0.0010	<0.0010	<0.0010	<0.0010
Calcium	56	27	31	41	39	38	38	33
Chloride	11	1.0	<1.00	<1.00	<1.00	<1.00	<1.00	<1.00
Chromium	<0.0050	<0.0050	<0.0050	<0.0050	<0.0050	<0.0050	<0.0050	<0.0050
Cobalt	<0.010	<0.010	<0.010	<0.010	<0.010	<0.010	<0.010	<0.010
Copper	<0.050	<0.050	<0.050	<0.050	<0.050	<0.050	<0.050	<0.050
Fluoride	3.3	2.2	1.6	1.5	1.4	1.3	1.3	1.3
Gallium	<0.10	<0.10	<0.10	<0.10	<0.10	<0.10	<0.10	<0.10
Iron	<0.010	<0.010	<0.010	<0.010	<0.010	<0.010	<0.010	0.011
Lead	<0.0025	<0.0025	<0.0025	<0.0025	<0.0025	<0.0025	<0.0025	<0.0025
Lithium	<0.10	<0.10	<0.10	<0.10	<0.10	<0.10	<0.10	<0.10
Magnesium	15	7.7	8.6	11	8.0	6.5	5.5	4.3
Manganese	<0.0050	0.011	0.032	0.034	0.044	0.047	0.055	0.051
Mercury	<0.00011	<0.00010	<0.00010	<0.00010	<0.00010	<0.00010	<0.0005	<0.00010
Molybdenum	0.24	0.13	0.054	0.059	0.050	0.042	0.044	0.042
Nickel	<0.010	<0.010	<0.010	<0.010	<0.010	<0.010	<0.010	<0.010
Nitrate as N	<1.0	<1.0	<1.0	<1.0	<1.0	<1.0	<1.0	<1.0
Nitrite as N	<0.25	<0.025	<0.025	<0.025	<0.025	<0.025	<0.025	<0.025
pH, stu	7.94	8.03	7.89	7.78	7.88	7.84	7.95	7.80
Phosphorus	<0.50	<0.50	<0.50	<0.50	<0.50	<0.50	<0.50	<0.50
Potassium	36	23	22	16	7.4	4.8	4.2	3.6
Scandium	<0.10	<0.10	<0.10	<0.10	<0.10	<0.10	<0.10	<0.10
Selenium	0.0091	<0.0050	<0.010	<0.0050	<0.0050	<0.010	<0.0050	<0.0050
Silver	<0.0050	<0.0050	<0.0050	<0.0050	<0.0050	<0.0050	<0.0050	<0.0050
Sodium	42	20	8.4	2.5	1.4	1.2	2.2	0.98
Strontium	2.2	1.0	1.2	1.5	1.2	1.0	1.0	0.74
Sulfate	210	52	52	72	70	56	58	45
Thallium	<0.0010	<0.0010	<0.0010	<0.0010	<0.0010	<0.0010	<0.0010	<0.0010
Tin	<0.10	<0.10	<0.10	<0.10	<0.10	<0.10	<0.10	<0.10
Titanium	<0.10	<0.10	<0.10	<0.10	<0.10	<0.10	<0.10	<0.10
Total Dissolved Solids	520	210	200	220	200	170	160	140
Uranium	0.13	0.11	0.12	0.13	0.087	0.059	0.049	0.035
Vanadium	0.026	<0.050	0.011	0.014	<0.010	<0.010	<0.010	<0.010
Zinc	<0.010	<0.010	<0.010	<0.010	<0.010	<0.010	<0.010	<0.010
Cations, meq/L	6.78	3.44	3.18	3.48	2.86	2.61	2.55	2.14
Anions, meq/L	7.31	3.52	3.46	3.54	3.10	2.63	2.64	2.25
Balance, %	3.8	1.2	4.2	<1.0	4.2	<1.0	1.6	2.6
WET Lab Report #	1206505	1206646	1207080	1207417	1208332	1209232	1210284	1211156

Table . - Profile II Analytical Results, HC Extracts,
Copper Flat Project Flotation Tailings, Sample K-Spar Breccia 5+ Comp

	Extract Week	
Analysis, mg/L	Week 24	Week 28
Alkalinity, $CaCO_3$	65	60
CO_3, $CaCO_3$	<1.0	<1.0
HCO_3	79	73
Aluminum	<0.045	<0.045
Antimony	<0.0025	<0.0025
Arsenic	<0.0050	<0.0050
Barium	0.091	0.090
Beryllium	<0.0010	<0.0010
Bismuth	<0.10	<0.10
Boron	<0.10	<0.100
Cadmium	<0.0010	<0.0010
Calcium	36	31
Chloride	<1.00	<1.00
Chromium	<0.0050	<0.0050
Cobalt	<0.010	<0.010
Copper	<0.050	<0.050
Fluoride	1.2	1.1
Gallium	<0.10	<0.10
Iron	<0.010	<0.010
Lead	<0.0025	<0.0025
Lithium	<0.10	<0.10
Magnesium	4.3	3.2
Manganese	0.065	0.052
Mercury	<0.00010	<0.00010
Molybdenum	0.051	0.043
Nickel	<0.010	<0.010
Nitrate as N	<1.0	<1.0
Nitrite as N	<0.025	<0.025
pH, stu	7.84	7.86
Phosphorus	<0.50	<0.50
Potassium	3.4	2.7
Scandium	<0.10	<0.10
Selenium	<0.0050	<0.0050
Silver	<0.0050	<0.0050
Sodium	1.0	1.1
Strontium	0.90	0.66
Sulfate	55	37
Thallium	<0.0010	<0.0010
Tin	<0.10	<0.10
Titanium	<0.10	<0.10
Total Dissolved Solids	170	140
Uranium	0.030	0.023
Vanadium	<0.010	<0.010
Zinc	<0.010	<0.010
Cations, meq/L	2.28	1.93
Anions, meq/L	2.50	2.02
Balance, %	4.6	2.4
WET Lab Report #	1212123	1301048

Table . - Profile II Analytical Results, HC Extracts,
Copper Flat Project Flotation Tailings, Sample Biotite Breccia 5+ Comp

	Extract Week							
Analysis, mg/L	Week 0	Week 1	Week 2	Week 4	Week 8	Week 12	Week 16	Week 20
Alkalinity, $CaCO_3$	72	150	150	86	63	64	66	67
CO_3, $CaCO_3$	<1.0	<1.0	<1.0	<1.0	<1.0	<1.0	<1.0	<1.0
HCO_3	87	180	180	100	77	78	81	82
Aluminum	0.098	<0.045	<0.045	0.065	0.057	<0.045	0.050	0.047
Antimony	<0.0025	<0.0025	<0.0025	<0.0025	<0.0025	<0.0025	<0.0025	<0.0025
Arsenic	<0.0050	<0.0050	<0.0050	<0.0050	<0.0050	<0.0050	<0.0050	<0.0050
Barium	0.038	0.032	0.076	0.067	0.066	0.069	0.078	0.082
Beryllium	<0.0010	<0.0010	<0.0010	<0.0010	<0.0010	<0.0010	<0.0010	<0.0010
Bismuth	<0.10	<0.10	<0.10	<0.10	<0.10	<0.10	<0.10	<0.10
Boron	<0.10	<0.10	0.11	<0.10	<0.10	<0.10	<0.10	<0.10
Cadmium	<0.0010	<0.0010	<0.0010	<0.0010	<0.0010	<0.0010	<0.0010	<0.0010
Calcium	21	25	36	35	27	29	27	26
Chloride	12	2.4	<1.00	<1.00	<1.00	<1.00	<1.00	<1.00
Chromium	<0.0050	<0.0050	<0.0050	<0.0050	<0.0050	<0.0050	<0.0050	<0.0050
Cobalt	<0.010	<0.010	<0.010	<0.010	<0.010	<0.010	<0.010	<0.010
Copper	<0.050	<0.050	<0.050	<0.050	<0.050	<0.050	<0.050	<0.050
Fluoride	2.6	3.2	2.2	2.3	1.9	1.8	1.8	1.9
Gallium	<0.10	<0.10	<0.10	<0.10	<0.10	<0.10	<0.10	<0.10
Iron	0.036	<0.010	<0.010	<0.010	<0.050	<0.010	0.014	<0.010
Lead	<0.0025	<0.0025	<0.0025	<0.0025	<0.0025	<0.0025	<0.0025	<0.0025
Lithium	<0.10	<0.10	<0.10	<0.10	<0.10	<0.10	<0.10	<0.10
Magnesium	4.6	8.2	12	11	7.8	7.8	6.3	5.8
Manganese	0.012	0.028	0.024	0.022	0.027	0.034	0.039	0.041
Mercury	<0.00011	<0.00010	<0.00010	<0.00010	<0.00010	<0.00010	0.00012	<0.00010
Molybdenum	0.020	0.019	<0.010	0.015	0.016	0.011	0.010	0.011
Nickel	<0.010	<0.010	<0.010	<0.010	<0.010	<0.010	<0.010	<0.010
Nitrate as N	<1.0	<1.0	<1.0	<1.0	<1.0	<1.0	<1.0	<1.0
Nitrite as N	0.071	<0.025	<0.025	<0.025	<0.025	<0.025	<0.025	<0.025
pH, stu	7.74	8.05	7.97	7.78	7.87	7.83	7.96	7.89
Phosphorus	<0.50	<0.50	<0.50	<0.50	<0.50	<0.50	<0.50	<0.50
Potassium	32	42	36	20	8.4	6.0	4.8	4.2
Scandium	<0.10	<0.10	<0.10	<0.10	<0.10	<0.10	<0.10	<0.10
Selenium	<0.0050	<0.0050	<0.0050	<0.0050	<0.0050	<0.0050	<0.0050	<0.0050
Silver	<0.0050	<0.0050	<0.0050	<0.0050	<0.0050	<0.0050	<0.0050	<0.0050
Sodium	24	24	9.9	3.1	1.5	1.1	1.7	0.87
Strontium	0.42	0.61	0.89	0.73	0.52	0.51	0.46	0.38
Sulfate	62	55	65	72	53	47	35	27
Thallium	<0.0010	<0.0010	<0.0010	<0.0010	<0.0010	<0.0010	<0.0010	<0.0010
Tin	<0.10	<0.10	<0.10	<0.10	<0.10	<0.10	<0.10	<0.10
Titanium	<0.10	<0.10	<0.10	<0.10	<0.10	<0.10	<0.10	<0.10
Total Dissolved Solids	240	250	260	190	150	120	130	120
Uranium	0.013	0.028	0.038	0.039	0.019	0.013	0.011	0.0097
Vanadium	<0.010	0.012	0.013	0.016	<0.010	<0.010	<0.010	<0.010
Zinc	<0.010	<0.010	<0.010	<0.010	<0.010	<0.010	<0.010	<0.010
Cations, meq/L	3.30	4.04	4.14	3.31	2.28	2.29	2.07	1.93
Anions, meq/L	3.19	4.33	4.42	3.26	2.47	2.35	2.15	2.01
Balance, %	1.7	3.5	3.3	<1.0	4.0	1.3	1.9	2.0
WET Lab Report #	1206505	1206646	1207080	1207417	1208332	1209232	1210284	1211156

Table . - Profile II Analytical Results, HC Extracts,
Copper Flat Project Flotation Tailings, Sample Biotite Breccia 5+ Comp

	Extract Week	
Analysis, mg/L	Week 24	Week 28
Alkalinity, $CaCO_3$	70	69
CO_3, $CaCO_3$	<1.0	<1.0
HCO_3	86	84
Aluminum	0.049	0.048
Antimony	<0.0025	<0.0025
Arsenic	<0.0050	<0.0050
Barium	0.080	0.068
Beryllium	<0.0010	<0.0010
Bismuth	<0.10	<0.10
Boron	<0.10	<0.100
Cadmium	<0.0010	<0.0010
Calcium	24	23
Chloride	<1.00	<1.00
Chromium	<0.0050	<0.0050
Cobalt	<0.010	<0.010
Copper	<0.050	<0.050
Fluoride	1.5	1.5
Gallium	<0.10	<0.10
Iron	0.012	0.016
Lead	<0.0025	<0.0025
Lithium	<0.10	<0.10
Magnesium	5.1	4.5
Manganese	0.046	0.046
Mercury	<0.00010	<0.00010
Molybdenum	0.012	<0.010
Nickel	<0.010	<0.010
Nitrate as N	<1.0	<1.0
Nitrite as N	<0.025	<0.025
pH, stu	7.92	7.93
Phosphorus	<0.50	<0.50
Potassium	3.7	2.9
Scandium	<0.10	<0.10
Selenium	<0.0050	<0.0050
Silver	<0.0050	<0.0050
Sodium	0.84	0.85
Strontium	0.41	0.31
Sulfate	18	13
Thallium	<0.0010	<0.0010
Tin	<0.10	<0.10
Titanium	<0.10	<0.10
Total Dissolved Solids	110	100
Uranium	0.0075	0.0065
Vanadium	<0.010	<0.010
Zinc	<0.010	<0.010
Cations, meq/L	1.76	1.64
Anions, meq/L	1.86	1.73
Balance, %	3.0	2.7
WET Lab Report #	1212123	1301048

Table . - Profile II Analytical Results, HC Extracts,
Copper Flat Project Flotation Tailings, Sample Quartz Monzonite 5+ Comp

	Extract Week							
Analysis, mg/L	Week 0	Week 1	Week 2	Week 4	Week 8	Week 12	Week 16	Week 20
Alkalinity, $CaCO_3$	130	130	100	76	82	71	70	60
CO_3, $CaCO_3$	<1.0	<1.0	<1.0	<1.0	<1.0	<1.0	<1.0	<1.0
HCO_3	160	160	130	92	100	86	85	73
Aluminum	0.057	<0.045	<0.045	0.073	<0.045	<0.045	<0.045	<0.045
Antimony	0.0037	<0.0025	<0.0025	<0.0025	<0.0025	<0.0025	<0.0025	<0.0025
Arsenic	<0.0050	<0.0050	<0.0050	<0.0050	<0.0050	<0.0050	<0.0050	<0.0050
Barium	<0.010	0.062	0.087	0.10	0.11	0.12	0.11	0.099
Beryllium	<0.0010	<0.0010	<0.0010	<0.0010	<0.0010	<0.0010	<0.0010	<0.0010
Bismuth	<0.10	<0.10	<0.10	<0.10	<0.10	<0.10	<0.10	<0.10
Boron	<0.10	<0.10	<0.10	<0.10	<0.10	<0.10	<0.10	<0.10
Cadmium	<0.0010	<0.0010	<0.0010	<0.0010	<0.0010	<0.0010	<0.0010	<0.0010
Calcium	32	20	21	23	27	28	26	23
Chloride	11	<1.00	<1.00	<1.00	<1.00	<1.00	<1.00	<1.00
Chromium	<0.0050	<0.0050	<0.0050	<0.0050	<0.0050	<0.0050	<0.0050	<0.0050
Cobalt	<0.010	<0.010	<0.010	<0.010	<0.010	<0.010	<0.010	<0.010
Copper	<0.050	<0.050	<0.050	<0.050	<0.050	<0.050	<0.050	<0.050
Fluoride	5.0	2.5	2.1	2.0	1.7	1.5	1.6	1.6
Gallium	<0.10	<0.10	<0.10	<0.10	<0.10	<0.10	<0.10	<0.10
Iron	<0.010	<0.050	<0.010	<0.010	<0.010	<0.010	<0.010	0.011
Lead	<0.0025	<0.0025	<0.0025	<0.0025	<0.0025	<0.0025	<0.0025	<0.0025
Lithium	<0.10	<0.10	<0.10	<0.10	<0.10	<0.10	<0.10	<0.10
Magnesium	7.8	5.2	5.5	6.2	6.7	7.1	6.1	5.3
Manganese	<0.0050	<0.0050	0.013	0.0071	0.014	0.020	0.021	0.020
Mercury	0.00014	0.00016	0.00033	0.00045	<0.00010	<0.00010	0.00015	<0.00010
Molybdenum	0.21	0.099	0.057	0.056	0.064	0.069	0.066	0.079
Nickel	<0.010	<0.010	<0.010	<0.010	<0.010	<0.010	<0.010	<0.010
Nitrate as N	<1.0	<1.0	<1.0	<1.0	<1.0	<1.0	<1.0	<1.0
Nitrite as N	0.066	<0.025	<0.025	<0.025	<0.025	<0.025	<0.025	<0.025
pH, stu	8.00	8.11	7.78	7.74	7.96	7.89	8.00	7.82
Phosphorus	0.54	<0.50	<0.50	<0.50	<0.50	<0.50	<0.50	<0.50
Potassium	39	27	25	20	11	7.0	5.3	4.1
Scandium	<0.10	<0.10	<0.10	<0.10	<0.10	<0.10	<0.10	<0.10
Selenium	<0.0050	<0.0050	<0.0050	<0.0050	<0.0050	<0.0050	<0.0050	<0.0050
Silver	<0.0050	<0.0050	<0.0050	<0.0050	<0.0050	<0.0050	<0.0050	<0.0050
Sodium	55	30	16	4.8	2.3	1.7	2.0	1.2
Strontium	1.1	0.71	0.78	0.82	0.91	0.91	0.83	0.64
Sulfate	92	40	41	40	39	36	27	26
Thallium	<0.0010	<0.0010	<0.0010	<0.0010	<0.0010	<0.0010	<0.0010	<0.0010
Tin	<0.10	<0.10	<0.10	<0.10	<0.10	<0.10	<0.10	<0.10
Titanium	<0.10	<0.10	<0.10	<0.10	<0.10	<0.10	<0.10	<0.10
Total Dissolved Solids	370	200	180	150	160	120	120	120
Uranium	0.031	0.041	0.040	0.049	0.052	0.041	0.030	0.022
Vanadium	0.012	<0.010	<0.010	<0.010	<0.010	<0.010	<0.010	<0.010
Zinc	<0.010	<0.010	<0.010	<0.010	<0.010	<0.010	<0.010	<0.010
Cations, meq/L	5.64	3.42	2.84	2.39	2.28	2.24	2.02	1.74
Anions, meq/L	5.11	3.59	3.09	2.45	2.54	2.24	2.04	1.82
Balance, %	4.9	2.4	4.4	1.2	5.4	<1.0	<1.0	2.2
WET Lab Report #	1206505	1206646	1207080	1207417	1208332	1209232	1210284	1211156

Table . - Profile II Analytical Results, HC Extracts,
Copper Flat Project Flotation Tailings, Sample Quartz Monzonite 5+ Comp

	Extract Week	
Analysis, mg/L	Week 24	Week 28
Alkalinity, $CaCO_3$	60	62
CO_3, $CaCO_3$	<1.0	<1.0
HCO_3	73	75
Aluminum	<0.045	<0.045
Antimony	<0.0025	<0.0025
Arsenic	<0.0050	<0.0050
Barium	0.11	0.11
Beryllium	<0.0010	<0.0010
Bismuth	<0.10	<0.10
Boron	<0.10	<0.100
Cadmium	<0.0010	<0.0010
Calcium	21	21
Chloride	<1.00	<1.00
Chromium	<0.0050	<0.0050
Cobalt	<0.010	<0.010
Copper	<0.050	<0.050
Fluoride	1.2	1.1
Gallium	<0.10	<0.10
Iron	<0.010	<0.010
Lead	<0.0025	<0.0025
Lithium	<0.10	<0.10
Magnesium	4.7	4.4
Manganese	0.023	0.025
Mercury	<0.00010	<0.00010
Molybdenum	0.069	0.055
Nickel	<0.010	<0.010
Nitrate as N	<1.0	<1.0
Nitrite as N	<0.025	<0.025
pH, stu	7.83	7.89
Phosphorus	<0.50	<0.50
Potassium	3.4	2.8
Scandium	<0.10	<0.10
Selenium	<0.0050	<0.0050
Silver	<0.0050	<0.0050
Sodium	1.1	1.2
Strontium	0.70	0.57
Sulfate	20	15
Thallium	<0.0010	<0.0010
Tin	<0.10	<0.10
Titanium	<0.10	<0.10
Total Dissolved Solids	110	94
Uranium	0.017	0.015
Vanadium	<0.010	<0.010
Zinc	<0.010	<0.010
Cations, meq/L	1.57	1.53
Anions, meq/L	1.68	1.60
Balance, %	3.3	2.1
WET Lab Report #	1212123	1301048

Table . - Profile II Analytical Results, HC Extracts,
Copper Flat Project Flotation Tailings, Sample Biotite Breccia (0-5) Comp

	Extract Week							
Analysis, mg/L	Week 0	Week 1	Week 2	Week 4	Week 8	Week 12	Week 16	Week 20
Alkalinity, $CaCO_3$	91	90	85	46	45	49	55	55
CO_3, $CaCO_3$	<1.0	<1.0	<1.0	<1.0	<1.0	<1.0	<1.0	<1.0
HCO_3	110	110	100	56	54	59	67	67
Aluminum	0.048	<0.045	<0.045	<0.045	<0.045	<0.045	<0.045	<0.045
Antimony	<0.0025	<0.0025	<0.0025	<0.0025	<0.0025	<0.0025	<0.0025	<0.0025
Arsenic	<0.0050	<0.0050	<0.0050	<0.0050	<0.0050	<0.0050	<0.0050	<0.0050
Barium	0.018	0.016	0.038	0.032	0.030	0.047	0.063	0.079
Beryllium	<0.0010	<0.0010	<0.0010	<0.0010	<0.0010	<0.0010	<0.0010	<0.0010
Bismuth	<0.10	<0.10	<0.10	<0.10	<0.10	<0.10	<0.10	<0.10
Boron	<0.10	<0.10	0.13	<0.10	<0.10	<0.10	<0.10	<0.10
Cadmium	<0.0010	<0.0010	<0.0010	<0.0010	<0.0010	<0.0010	<0.0010	<0.0010
Calcium	72	31	47	37	22	20	20	21
Chloride	45	6.4	<1.00	<1.00	<1.00	<1.00	<1.00	<1.00
Chromium	<0.0050	<0.0050	<0.0050	<0.0050	<0.0050	<0.0050	<0.0050	<0.0050
Cobalt	<0.010	<0.010	<0.010	<0.010	<0.010	<0.010	<0.010	<0.010
Copper	<0.050	<0.050	<0.050	<0.050	<0.050	<0.050	<0.050	<0.050
Fluoride	2.5	1.9	1.4	1.4	1.7	1.7	1.7	1.8
Gallium	<0.10	<0.10	<0.10	<0.10	<0.10	<0.10	<0.10	<0.10
Iron	0.013	0.014	<0.010	<0.010	<0.050	<0.010	<0.010	0.019
Lead	<0.0025	<0.0025	<0.0025	<0.0025	<0.0025	<0.0025	<0.0025	<0.0025
Lithium	<0.10	<0.10	<0.10	<0.10	<0.10	<0.10	<0.10	<0.10
Magnesium	7.9	4.7	7.5	6.3	4.0	4.2	4.1	4.3
Manganese	0.0085	0.031	0.025	0.017	0.015	0.015	0.014	0.018
Mercury	0.00011	<0.00010	0.00011	<0.00010	<0.00010	<0.00010	<0.00010	<0.00010
Molybdenum	0.18	0.14	0.072	0.042	0.034	0.023	0.020	0.022
Nickel	<0.010	<0.010	<0.010	<0.010	<0.010	<0.010	<0.010	<0.010
Nitrate as N	1.1	<1.0	<1.0	<1.0	<1.0	<1.0	<1.0	<1.0
Nitrite as N	0.30	<0.025	<0.025	<0.025	<0.025	<0.025	<0.025	<0.025
pH, stu	7.75	7.76	7.64	7.27	7.61	7.70	7.87	7.78
Phosphorus	<0.50	<0.50	<0.50	<0.50	<0.50	<0.50	<0.50	<0.50
Potassium	29	17	18	9.6	5.0	3.6	3.1	2.6
Scandium	<0.10	<0.10	<0.10	<0.10	<0.10	<0.10	<0.10	<0.10
Selenium	<0.0050	<0.0050	<0.0050	<0.0050	<0.0050	<0.0050	<0.0050	<0.0050
Silver	<0.0050	<0.0050	<0.0050	<0.0050	<0.0050	<0.0050	<0.0050	<0.0050
Sodium	72	29	12	3.5	1.6	1.0	1.2	0.71
Strontium	1.3	0.51	0.83	0.61	0.36	0.34	0.34	0.31
Sulfate	200	72	110	86	36	20	18	18
Thallium	<0.0010	<0.0010	<0.0010	<0.0010	<0.0010	<0.0010	<0.0010	<0.0010
Tin	<0.10	<0.10	<0.10	<0.10	<0.10	<0.10	<0.10	<0.10
Titanium	<0.10	<0.10	<0.10	<0.10	<0.10	<0.10	<0.10	<0.10
Total Dissolved Solids	610	220	300	160	110	75	83	98
Uranium	0.030	0.039	0.032	0.037	0.032	0.036	0.040	0.041
Vanadium	0.013	<0.010	<0.010	<0.050	<0.010	<0.010	<0.010	<0.010
Zinc	<0.010	<0.010	<0.010	<0.010	<0.010	<0.010	<0.010	<0.010
Cations, meq/L	8.12	3.63	3.95	2.76	1.62	1.48	1.47	1.50
Anions, meq/L	7.45	3.58	4.00	2.78	1.72	1.47	1.56	1.57
Balance, %	4.3	<1.0	<1.0	<1.0	3.0	<1.0	3.1	2.2
WET Lab Report #	1206505	1206646	1207080	1207417	1208332	1209232	1210284	1211156

New Mexico Copper Corp.
MLI Job No. 3438

Table . - Profile II Analytical Results, HC Extracts,
Copper Flat Project Flotation Tailings, Sample Biotite Breccia (0-5) Comp

	Extract Week	
Analysis, mg/L	Week 24	Week 28
Alkalinity, $CaCO_3$	53	54
CO_3, $CaCO_3$	<1.0	<1.0
HCO_3	65	65
Aluminum	<0.045	<0.045
Antimony	<0.0025	<0.0025
Arsenic	<0.0050	<0.0050
Barium	0.071	0.076
Beryllium	<0.0010	<0.0010
Bismuth	<0.10	<0.10
Boron	<0.10	<0.100
Cadmium	<0.0010	<0.0010
Calcium	19	19
Chloride	<1.00	<1.00
Chromium	<0.0050	<0.0050
Cobalt	<0.010	<0.010
Copper	<0.050	<0.050
Fluoride	1.5	1.4
Gallium	<0.10	<0.10
Iron	0.011	0.010
Lead	<0.0025	<0.0025
Lithium	<0.10	<0.10
Magnesium	4.0	4.0
Manganese	0.020	0.023
Mercury	<0.00010	<0.00010
Molybdenum	0.021	0.015
Nickel	<0.010	<0.010
Nitrate as N	<1.0	<1.0
Nitrite as N	<0.025	<0.025
pH, stu	7.81	7.81
Phosphorus	<0.50	<0.50
Potassium	2.3	1.8
Scandium	<0.10	<0.10
Selenium	<0.0050	<0.0050
Silver	<0.0050	<0.0050
Sodium	0.67	0.72
Strontium	0.29	0.27
Sulfate	15	13
Thallium	<0.0010	<0.0010
Tin	<0.10	<0.10
Titanium	<0.10	<0.10
Total Dissolved Solids	84	88
Uranium	0.034	0.034
Vanadium	<0.010	<0.010
Zinc	<0.010	<0.010
Cations, meq/L	1.37	1.36
Anions, meq/L	1.46	1.41
Balance, %	3.2	1.9
WET Lab Report #	1212123	1301048

Table . - Profile II Analytical Results, HC Extracts,
Copper Flat Project Flotation Tailings, Sample K-spar Breccia (0-5) Comp

	Extract Week							
Analysis, mg/L	Week 0	Week 1	Week 2	Week 4	Week 8	Week 12	Week 16	Week 20
Alkalinity, $CaCO_3$	66	88	110	94	73	60	42	53
CO_3, $CaCO_3$	<1.0	<1.0	<1.0	<1.0	<1.0	<1.0	<1.0	<1.0
HCO_3	80	110	140	110	89	73	51	65
Aluminum	<0.045	<0.045	<0.045	<0.045	<0.045	0.10	<0.045	<0.045
Antimony	<0.0025	<0.0025	<0.0025	<0.0025	<0.0025	<0.0025	<0.0025	<0.0025
Arsenic	<0.0050	<0.0050	<0.0050	<0.0050	<0.0050	<0.0050	<0.0050	<0.0050
Barium	0.012	0.091	0.097	0.045	0.089	0.21	0.096	0.073
Beryllium	<0.0010	<0.0010	<0.0010	<0.0010	<0.0010	<0.0010	<0.0010	<0.0010
Bismuth	<0.10	<0.10	<0.10	<0.10	<0.10	<0.10	<0.10	<0.10
Boron	<0.10	<0.10	0.20	<0.10	<0.10	<0.10	<0.10	<0.10
Cadmium	<0.0010	<0.0010	<0.0010	<0.0010	<0.0010	<0.0010	<0.0010	<0.0010
Calcium	68	44	37	40	24	21	25	24
Chloride	34	8.5	1.2	<1.00	<1.00	<1.00	<1.00	<1.00
Chromium	<0.0050	<0.0050	<0.0050	<0.0050	<0.0050	<0.0050	<0.0050	<0.0050
Cobalt	<0.010	<0.010	<0.010	<0.010	<0.010	<0.010	<0.010	<0.010
Copper	<0.050	<0.050	<0.050	<0.050	<0.050	<0.050	0.075	<0.050
Fluoride	1.8	1.7	1.1	2.0	2.0	1.6	1.6	1.6
Gallium	<0.10	<0.10	<0.10	<0.10	<0.10	<0.10	<0.10	<0.10
Iron	<0.010	<0.010	0.012	<0.010	0.011	0.020	0.010	0.017
Lead	<0.0025	<0.0025	<0.0025	<0.0025	<0.0025	<0.0025	<0.0025	<0.0025
Lithium	<0.10	<0.10	<0.10	<0.10	<0.10	<0.10	<0.10	<0.10
Magnesium	8.7	6.6	6.0	7.2	4.2	3.8	4.6	4.6
Manganese	0.024	0.040	0.060	0.040	0.024	0.017	0.015	0.020
Mercury	<0.00010	<0.00010	<0.00010	0.00012	<0.00010	<0.00010	<0.00010	<0.00010
Molybdenum	0.17	0.098	0.049	0.049	0.027	<0.050	0.054	0.033
Nickel	<0.010	<0.010	<0.010	<0.010	<0.010	<0.010	<0.010	<0.010
Nitrate as N	<1.0	<1.0	<1.0	<1.0	<1.0	<1.0	<1.0	<1.0
Nitrite as N	<0.25	<0.025	<0.025	<0.025	<0.025	<0.025	<0.025	<0.025
pH, stu	7.58	7.75	7.82	7.75	7.84	7.95	7.79	7.79
Phosphorus	<0.50	<0.50	<0.50	<0.50	<0.50	<0.50	<0.50	<0.50
Potassium	24	16	14	12	5.6	3.4	3.2	3.2
Scandium	<0.10	<0.10	<0.10	<0.10	<0.10	<0.10	<0.10	<0.10
Selenium	0.0054	<0.0050	<0.0050	<0.0050	<0.0050	<0.0050	<0.0050	<0.0050
Silver	<0.0050	<0.0050	<0.0050	<0.0050	<0.0050	<0.0050	<0.0050	<0.0050
Sodium	68	33	15	6.8	2.0	2.2	2.7	1.2
Strontium	1.5	0.92	0.80	0.88	0.51	0.45	0.51	0.43
Sulfate	220	110	60	61	21	15	44	30
Thallium	<0.0010	<0.0010	<0.0010	<0.0010	<0.0010	<0.0010	<0.0010	<0.0010
Tin	<0.10	<0.10	<0.10	<0.10	<0.10	<0.10	<0.10	<0.10
Titanium	<0.10	<0.10	<0.10	<0.10	<0.10	<0.10	<0.10	<0.10
Total Dissolved Solids	580	310	280	170	110	100	130	130
Uranium	0.020	0.046	0.021	0.074	0.036	0.026	0.034	0.050
Vanadium	0.015	<0.010	<0.010	0.010	<0.010	<0.010	<0.010	<0.010
Zinc	<0.010	<0.010	0.010	<0.010	<0.010	<0.010	<0.010	<0.010
Cations, meq/L	7.68	4.58	3.35	3.19	1.77	1.56	1.83	1.71
Anions, meq/L	6.95	4.42	3.64	3.18	2.00	1.59	1.84	1.77
Balance, %	5.0	1.8	4.0	<1.0	6.0	1.2	<1.0	1.8
WET Lab Report #	1206505	1206646	1207080	1207417	1208332	1209232	1210284	1211156

Table . - Profile II Analytical Results, HC Extracts,
Copper Flat Project Flotation Tailings, Sample K-spar Breccia (0-5) Comp

	Extract Week	
Analysis, mg/L	Week 24	Week 28
Alkalinity, $CaCO_3$	56	61
CO_3, $CaCO_3$	<1.0	<1.0
HCO_3	68	75
Aluminum	<0.045	<0.045
Antimony	<0.0025	<0.0025
Arsenic	<0.0050	<0.0050
Barium	0.083	0.10
Beryllium	<0.0010	<0.0010
Bismuth	<0.10	<0.10
Boron	<0.10	<0.100
Cadmium	<0.0010	<0.0010
Calcium	20	20
Chloride	<1.00	<1.00
Chromium	<0.0050	<0.0050
Cobalt	<0.010	<0.010
Copper	<0.050	<0.050
Fluoride	1.4	1.3
Gallium	<0.10	<0.10
Iron	0.012	<0.010
Lead	<0.0025	<0.0025
Lithium	<0.10	<0.10
Magnesium	4.3	4.2
Manganese	0.017	0.018
Mercury	<0.00010	<0.00010
Molybdenum	0.026	0.017
Nickel	<0.010	<0.010
Nitrate as N	<1.0	<1.0
Nitrite as N	0.13	0.092
pH, stu	7.78	7.90
Phosphorus	<0.50	<0.50
Potassium	3.0	2.3
Scandium	<0.10	<0.10
Selenium	<0.0050	<0.0050
Silver	<0.0050	<0.0050
Sodium	0.95	0.80
Strontium	0.41	0.44
Sulfate	17	13
Thallium	<0.0010	<0.0010
Tin	<0.10	<0.10
Titanium	<0.10	<0.10
Total Dissolved Solids	94	98
Uranium	0.038	0.040
Vanadium	<0.010	<0.010
Zinc	<0.010	<0.010
Cations, meq/L	1.47	1.44
Anions, meq/L	1.54	1.57
Balance, %	2.4	4.3
WET Lab Report #	1212123	1301048

Table . - Profile II Analytical Results, HC Extracts,
Copper Flat Project Flotation Tailings, Sample Quartz Monzonite (0-5) Comp

	Extract Week							
Analysis, mg/L	Week 0	Week 1	Week 2	Week 4	Week 8	Week 12	Week 16	Week 20
Alkalinity, $CaCO_3$	77	84	71	96	69	66	63	53
CO_3, $CaCO_3$	<1.0	<1.0	<1.0	<1.0	<1.0	<1.0	<1.0	<1.0
HCO_3	94	100	87	120	84	80	77	65
Aluminum	<0.045	<0.045	<0.045	<0.045	<0.045	<0.045	<0.045	<0.045
Antimony	<0.0025	<0.0025	<0.0025	<0.0025	<0.0025	<0.0025	<0.0025	<0.0025
Arsenic	<0.0050	<0.0050	<0.0050	<0.0050	<0.0050	<0.0050	<0.0050	<0.0050
Barium	0.012	0.022	0.031	0.040	0.091	0.12	0.12	0.11
Beryllium	<0.0010	<0.0010	<0.0010	<0.0010	<0.0010	<0.0010	<0.0010	<0.0010
Bismuth	<0.10	<0.10	<0.10	<0.10	<0.10	<0.10	<0.10	<0.10
Boron	<0.10	<0.10	0.21	<0.10	<0.10	<0.10	<0.10	<0.10
Cadmium	<0.0010	<0.0010	<0.0010	<0.0010	<0.0010	<0.0010	<0.0010	<0.0010
Calcium	70	32	27	43	25	24	23	20
Chloride	39	7.2	<1.00	<1.00	<1.00	<1.00	<1.00	<1.00
Chromium	<0.0050	<0.0050	<0.0050	<0.0050	<0.0050	<0.0050	<0.0050	<0.0050
Cobalt	<0.010	<0.010	<0.010	<0.010	<0.010	<0.010	<0.010	<0.010
Copper	<0.050	<0.050	<0.050	<0.050	<0.050	<0.050	<0.050	<0.050
Fluoride	1.9	1.5	0.45	1.9	1.8	1.8	1.7	1.6
Gallium	<0.10	<0.10	<0.10	<0.10	<0.10	<0.10	<0.10	<0.10
Iron	<0.010	<0.050	0.020	<0.010	<0.050	<0.010	<0.010	0.016
Lead	<0.0025	<0.0025	<0.0025	<0.0025	<0.0025	<0.0025	<0.0025	<0.0025
Lithium	<0.10	<0.10	<0.10	<0.10	<0.10	<0.10	<0.10	<0.10
Magnesium	7.2	4.3	2.6	6.9	4.0	4.1	4.0	3.6
Manganese	0.018	0.025	0.029	0.048	0.023	0.020	0.013	0.0089
Mercury	0.00012	<0.00010	<0.00010	0.00021	<0.00010	<0.00010	<0.00010	<0.00010
Molybdenum	0.17	0.11	0.020	0.032	0.018	<0.010	<0.010	<0.010
Nickel	<0.010	<0.010	<0.010	<0.010	<0.010	<0.010	<0.010	<0.010
Nitrate as N	<1.0	<1.0	<1.0	<1.0	<1.0	<1.0	<1.0	<1.0
Nitrite as N	<0.25	<0.025	<0.025	<0.025	<0.025	<0.025	<0.025	<0.025
pH, stu	7.71	7.76	7.69	7.73	7.88	7.83	7.94	7.71
Phosphorus	<0.50	<0.50	<0.50	<0.50	<0.50	<0.50	<0.50	<0.50
Potassium	26	15	4.3	13	6.3	4.3	3.4	2.8
Scandium	<0.10	<0.10	<0.10	<0.10	<0.10	<0.10	<0.10	<0.10
Selenium	<0.0050	<0.0050	<0.0050	<0.0050	<0.0050	<0.0050	<0.0050	<0.0050
Silver	<0.0050	<0.0050	<0.0050	<0.0050	<0.0050	<0.0050	<0.0050	<0.0050
Sodium	73	30	4.9	8.1	2.0	1.4	1.4	0.91
Strontium	1.1	0.55	0.35	0.74	0.42	0.42	0.40	0.30
Sulfate	220	83	29	68	23	18	16	13
Thallium	<0.0010	<0.0010	<0.0010	<0.0010	<0.0010	<0.0010	<0.0010	<0.0010
Tin	<0.10	<0.10	<0.10	<0.10	<0.10	<0.10	<0.10	<0.10
Titanium	<0.10	<0.10	<0.10	<0.10	<0.10	<0.10	<0.10	<0.10
Total Dissolved Solids	600	260	190	220	120	120	100	110
Uranium	0.027	0.039	0.013	0.078	0.038	0.033	0.032	0.025
Vanadium	0.011	<0.010	<0.010	<0.010	<0.010	<0.010	<0.010	<0.010
Zinc	<0.010	<0.010	<0.010	<0.010	<0.010	<0.010	<0.010	<0.010
Cations, meq/L	7.93	3.64	1.89	3.40	1.83	1.71	1.63	1.41
Anions, meq/L	7.32	3.65	2.05	3.48	1.95	1.78	1.68	1.42
Balance, %	4.0	<1.0	4.2	1.2	3.3	2.1	1.8	<1.0
WET Lab Report #	1206505	1206646	1207080	1207417	1208332	1209232	1210284	1211156

Table . - Profile II Analytical Results, HC Extracts,
Copper Flat Project Flotation Tailings, Sample Quartz Monzonite (0-5) Comp

	Extract Week	
Analysis, mg/L	Week 24	Week 28
Alkalinity, $CaCO_3$	68	18
CO_3, $CaCO_3$	<1.0	<1.0
HCO_3	83	22
Aluminum	<0.045	0.11
Antimony	<0.0025	<0.0025
Arsenic	<0.0050	0.0060
Barium	0.16	0.056
Beryllium	<0.0010	<0.0010
Bismuth	<0.10	<0.10
Boron	<0.10	<0.100
Cadmium	<0.0010	<0.0010
Calcium	26	6.5
Chloride	<1.00	<1.00
Chromium	<0.0050	<0.0050
Cobalt	<0.010	<0.010
Copper	<0.050	<0.050
Fluoride	1.3	0.22
Gallium	<0.10	<0.10
Iron	0.010	0.018
Lead	<0.0025	<0.0025
Lithium	<0.10	<0.10
Magnesium	4.7	0.86
Manganese	0.025	<0.0050
Mercury	<0.00010	<0.00010
Molybdenum	<0.010	<0.010
Nickel	<0.010	<0.010
Nitrate as N	<1.0	<1.0
Nitrite as N	<0.025	<0.025
pH, stu	7.88	7.48
Phosphorus	<0.50	<0.50
Potassium	2.5	<0.50
Scandium	<0.10	<0.10
Selenium	<0.0050	<0.0050
Silver	<0.0050	<0.0050
Sodium	0.87	1.7
Strontium	0.38	<0.10
Sulfate	21	4.2
Thallium	<0.0010	<0.0010
Tin	<0.10	<0.10
Titanium	<0.10	<0.10
Total Dissolved Solids	100	45
Uranium	0.034	<0.0050
Vanadium	<0.010	<0.010
Zinc	<0.010	<0.010
Cations, meq/L	1.79	0.48
Anions, meq/L	1.87	0.46
Balance, %	2.2	2.4
WET Lab Report #	1212123	1301048

WetLab Laboratory Reports

4/11/2012

McClelland Laboratory
1016 Greg Street
Sparks, NV 89431
Attn: Gene McClelland

OrderID: *1203592*

Dear: Gene McClelland

This is to transmit the attached analytical report. The analytical data and information contained therein was generated using specified or selected methods contained in references, such as Standard Methods for the Examination of Water and Wastewater, 18th & 19th editions, Methods for Determination of Organic Compounds in Drinking Water, EPA-600/4-79-020, and Test Methods for Evaluation of Solid Waste, Physical/Chemical Methods (SW846) Third Edition.

The samples were received by WETLAB-Western Environmental Testing Laboratory in good condition on 3/30/2012. Additional comments are located on page 2 of this report.

If you should have any questions or comments regarding this report, please do not hesitate to call.

Sincerely,

Andy Smith
QA Manager

SPARKS
475 E. Greg Street, Suite 119
Sparks, Nevada 89431
tel (775) 355-0202
fax (775) 355-0817

ELKO
1084 Lamoille Hwy.
Elko, Nevada 89801
tel (775) 777-9933
fax (775) 777-9933

LAS VEGAS
3230 Polaris Ave., Suite 4
Las Vegas, Nevada 89102
tel (702) 475-8899
fax (702) 776-6152

Western Environmental Testing Laboratory
Report Comments

McClelland Laboratory - 1203592

General Comments

None

Specific Comments

None

Data Qualifier Legend

B -- Blank contamination; Analyte detected above the method reporting limit in an associated blank

HT -- Sample held beyond the accepted holding time

J -- The reported value is between the laboratory method detection limit and the laboratory practical quantitation limit

M -- Reported value is estimated; The sample matrix interfered with the analysis

N -- There was insufficient sample available to perform a spike and/or duplicate on this analytical batch.

NC -- Not calculated due to matrix interference

Q -- Reported value is estimated; The value failed to meet QC criteria for either precision or accuracy

SC -- Spike recovery not calculated. Sample concentration >4X the spike amount; therefore, the spike could not be adequately recovered.

475 East Greg Street Suite #119
Sparks, NV 89431 (775) 355-0202
EPA Lab ID: NV00925 - ELAP No: 2523

1084 Lamoille Hwy
Elko, NV 89801 (775) 777-9933
EPA Lab ID: NV00926

3230 Polaris Ave #4
Las Vegas, NV 89102 (702) 475-8899
EPA Lab ID: NV00932

Western Environmental Testing Laboratory
Analytical Report

McClelland Laboratory
1016 Greg Street
Sparks, NV 89431
Attn: Gene McClelland
Phone: (775) 356-1300 **Fax:** (775) 356-8917
PO\Project: *3438-01*

Date Printed: 4/11/2012
OrderID: *1203592*

Customer Sample ID: Copper Flat WK;28
WETLAB Sample ID: 1203592-001

Collect Date/Time: 3/30/2012 09:00
Receive Date: 3/30/2012 09:25

PROFILE II

Parameter	Method	Results		Units	Reporting Limit	Date Analyzed
pH	SM 4500-H+ B	7.88		pH Units		3/30/2012
Bicarbonate (HCO3)	SM 2320B	100		mg/L	1.0	3/30/2012
Carbonate (CO3)	SM 2320B	<1.0		mg/L	1.0	3/30/2012
Hydroxide (OH)	SM 2320B	<1.0		mg/L	1.0	3/30/2012
Total Alkalinity	SM 2320B	83		mg/L as CaCO3	1.0	3/30/2012
Chloride	EPA 300.0	<1.00		mg/L	1.00	3/31/2012
Fluoride	EPA 300.0	2.1		mg/L	0.50	4/2/2012
Sulfate	EPA 300.0	34		mg/L	1.0	3/31/2012
Nitrate Nitrogen	EPA 300.0	<1.0		mg/L	1.0	3/31/2012
Nitrite Nitrogen	EPA 300.0	<0.025		mg/L	0.025	3/31/2012
Total Dissolved Solids (TDS)	SM 2540C	130	Q	mg/L	10	4/2/2012
Aluminum	EPA 200.7	<0.045		mg/L	0.045	4/9/2012
Barium	EPA 200.7	0.11		mg/L	0.010	4/9/2012
Beryllium	EPA 200.7	<0.0010		mg/L	0.0010	4/9/2012
Bismuth	EPA 200.7	<0.10		mg/L	0.10	4/9/2012
Boron	EPA 200.7	<0.10		mg/L	0.10	4/9/2012
Cadmium	EPA 200.7	<0.0010		mg/L	0.0010	4/9/2012
Calcium	EPA 200.7	34		mg/L	0.50	4/9/2012
Chromium	EPA 200.7	<0.0050		mg/L	0.0050	4/9/2012
Cobalt	EPA 200.7	<0.010		mg/L	0.010	4/9/2012
Copper	EPA 200.7	<0.050		mg/L	0.050	4/9/2012
Gallium	EPA 200.7	<0.10		mg/L	0.10	4/9/2012
Iron	EPA 200.7	<0.010		mg/L	0.010	4/9/2012
Lithium	EPA 200.7	<0.10		mg/L	0.10	4/9/2012
Magnesium	EPA 200.7	6.6		mg/L	0.50	4/9/2012
Manganese	EPA 200.7	0.043		mg/L	0.0050	4/9/2012
Molybdenum	EPA 200.7	0.014		mg/L	0.010	4/9/2012

475 East Greg Street Suite #119
Sparks, NV 89431 (775) 355-0202
EPA Lab ID: NV00925 - ELAP No: 2523

1084 Lamoille Hwy
Elko, NV 89801 (775) 777-9933
EPA Lab ID: NV00926

3230 Polaris Ave #4
Las Vegas, NV 89102 (702) 475-8899
EPA Lab ID: NV00932

Customer Sample ID: Copper Flat WK;28
WETLAB Sample ID: 1203592-001

Collect Date/Time: 3/30/2012 09:00
Receive Date: 3/30/2012 09:25

PROFILE II

Parameter	Method	Results	Units	Reporting Limit	Date Analyzed
Nickel	EPA 200.7	<0.010	mg/L	0.010	4/9/2012
Phosphorus	EPA 200.7	<0.50	mg/L	0.50	4/9/2012
Potassium	EPA 200.7	2.4	mg/L	0.50	4/9/2012
Scandium	EPA 200.7	<0.10	mg/L	0.10	4/9/2012
Silver	EPA 200.7	<0.0050	mg/L	0.0050	4/9/2012
Sodium	EPA 200.7	0.65	mg/L	0.50	4/9/2012
Strontium	EPA 200.7	0.38	mg/L	0.10	4/9/2012
Tin	EPA 200.7	<0.10	mg/L	0.10	4/9/2012
Titanium	EPA 200.7	<0.10	mg/L	0.10	4/9/2012
Vanadium	EPA 200.7	<0.010	mg/L	0.010	4/9/2012
Zinc	EPA 200.7	<0.010	mg/L	0.010	4/9/2012
Mercury	EPA 200.8	<0.00010	mg/L	0.00010	4/9/2012
Antimony	EPA 200.8	<0.0025	mg/L	0.0025	4/9/2012
Arsenic	EPA 200.8	<0.0050	mg/L	0.0050	4/9/2012
Lead	EPA 200.8	<0.0025	mg/L	0.0025	4/9/2012
Selenium	EPA 200.8	<0.0050	mg/L	0.0050	4/9/2012
Thallium	EPA 200.8	<0.0010	mg/L	0.0010	4/9/2012
Uranium	EPA 200.8	0.018	mg/L	0.0050	4/9/2012
Anions	Calculation	2.46	meq/L	0.10	
Cations	Calculation	2.33	meq/L	0.10	
Error	Calculation	2.6	%	1.0	

475 East Greg Street Suite #119
Sparks, NV 89431 (775) 355-0202
EPA Lab ID: NV00925 - ELAP No: 2523

1084 Lamoille Hwy
Elko, NV 89801 (775) 777-9933
EPA Lab ID: NV00926

3230 Polaris Ave #4
Las Vegas, NV 89102 (702) 475-8899
EPA Lab ID: NV00932

Western Environmental Testing Laboratory
QC Report

QCBatchID	QCType	Parameter	Method	Result	Units
QC12040015	Blank 1	Chloride	EPA 300.0	<1.0	mg/L
QC12040015	Blank 2	Chloride	EPA 300.0	<1.0	mg/L
QC12040015	Blank 3	Chloride	EPA 300.0	<1.0	mg/L
QC12040019	Blank 1	Nitrite Nitrogen	EPA 300.0	<0.025	mg/L
QC12040019	Blank 2	Nitrite Nitrogen	EPA 300.0	<0.025	mg/L
QC12040019	Blank 3	Nitrite Nitrogen	EPA 300.0	<0.025	mg/L
QC12040030	Blank 1	Nitrate Nitrogen	EPA 300.0	<1.0	mg/L
QC12040030	Blank 2	Nitrate Nitrogen	EPA 300.0	<1.0	mg/L
QC12040030	Blank 3	Nitrate Nitrogen	EPA 300.0	<1.0	mg/L
QC12040032	Blank 1	Sulfate	EPA 300.0	<1.0	mg/L
QC12040032	Blank 2	Sulfate	EPA 300.0	<1.0	mg/L
QC12040032	Blank 3	Sulfate	EPA 300.0	<1.0	mg/L
QC12040077	Blank 1	Fluoride	EPA 300.0	<0.10	mg/L
QC12040077	Blank 2	Fluoride	EPA 300.0	<0.10	mg/L
QC12040077	Blank 3	Fluoride	EPA 300.0	<0.10	mg/L
QC12040157	Blank 1	Total Dissolved Solids (TDS)	SM 2540C	<10	mg/L
QC12040157	Blank 2	Total Dissolved Solids (TDS)	SM 2540C	<10	mg/L
QC12040301	Blank 1	Aluminum	EPA 200.7	<0.045	mg/L
		Barium	EPA 200.7	<0.010	mg/L
		Beryllium	EPA 200.7	<0.0010	mg/L
		Bismuth	EPA 200.7	<0.10	mg/L
		Boron	EPA 200.7	<0.10	mg/L
		Cadmium	EPA 200.7	<0.0010	mg/L
		Calcium	EPA 200.7	<0.50	mg/L
		Chromium	EPA 200.7	<0.0050	mg/L
		Cobalt	EPA 200.7	<0.010	mg/L
		Copper	EPA 200.7	<0.050	mg/L
		Gallium	EPA 200.7	<0.10	mg/L
		Iron	EPA 200.7	<0.010	mg/L
		Lithium	EPA 200.7	<0.10	mg/L
		Magnesium	EPA 200.7	<0.50	mg/L
		Manganese	EPA 200.7	<0.0050	mg/L
		Molybdenum	EPA 200.7	<0.010	mg/L
		Nickel	EPA 200.7	<0.010	mg/L
		Phosphorus	EPA 200.7	<0.50	mg/L
		Potassium	EPA 200.7	<0.50	mg/L
		Scandium	EPA 200.7	<0.10	mg/L
		Silver	EPA 200.7	<0.0050	mg/L
		Sodium	EPA 200.7	<0.50	mg/L
		Strontium	EPA 200.7	<0.10	mg/L
		Tin	EPA 200.7	<0.10	mg/L
		Titanium	EPA 200.7	<0.10	mg/L
		Vanadium	EPA 200.7	<0.010	mg/L
		Zinc	EPA 200.7	<0.010	mg/L
QC12040306	Blank 1	Mercury	EPA 200.8	<0.00010	mg/L
		Antimony	EPA 200.8	<0.0025	mg/L
		Arsenic	EPA 200.8	<0.0050	mg/L

475 East Greg Street Suite #119
Sparks, NV 89431 (775) 355-0202
EPA Lab ID: NV00925 - ELAP No: 2523

1084 Lamoille Hwy
Elko, NV 89801 (775) 777-9933
EPA Lab ID: NV00926

3230 Polaris Ave #4
Las Vegas, NV 89102 (702) 475-8899
EPA Lab ID: NV00932

QCBatchID	QCType	Parameter	Method	Result	Units
		Lead	EPA 200.8	<0.0025	mg/L
		Selenium	EPA 200.8	<0.0050	mg/L
		Thallium	EPA 200.8	<0.0010	mg/L
		Uranium	EPA 200.8	<0.0050	mg/L

QCBatchID	QCType	Parameter	Method	Result	Actual	% Recovery	Units
QC12040001	LCS 1	pH	SM 4500-H+ B	7.01	7.00	100	pH Units
QC12040001	LCS 2	pH	SM 4500-H+ B	7.02	7.00	100	pH Units
QC12040001	LCS 3	pH	SM 4500-H+ B	7.01	7.00	100	pH Units
QC12040015	LCS 1	Chloride	EPA 300.0	10.5	10.0	105	mg/L
QC12040019	LCS 1	Nitrite Nitrogen	EPA 300.0	0.509	0.500	102	mg/L
QC12040030	LCS 1	Nitrate Nitrogen	EPA 300.0	2.04	2.00	102	mg/L
QC12040032	LCS 1	Sulfate	EPA 300.0	24.5	25.0	98	mg/L
QC12040077	LCS 1	Fluoride	EPA 300.0	1.82	2.00	91	mg/L
QC12040157	LCS 1	Total Dissolved Solids (TDS)	SM 2540C	147	150	98	mg/L
QC12040157	LCS 2	Total Dissolved Solids (TDS)	SM 2540C	156	150	104	mg/L
QC12040301	LCS 1	Aluminum	EPA 200.7	0.953	1.00	95	mg/L
		Barium	EPA 200.7	0.961	1.00	96	mg/L
		Beryllium	EPA 200.7	0.960	1.00	96	mg/L
		Bismuth	EPA 200.7	0.984	1.00	98	mg/L
		Boron	EPA 200.7	0.897	1.00	90	mg/L
		Cadmium	EPA 200.7	0.976	1.00	98	mg/L
		Calcium	EPA 200.7	9.76	10.0	98	mg/L
		Chromium	EPA 200.7	0.951	1.00	95	mg/L
		Cobalt	EPA 200.7	0.958	1.00	96	mg/L
		Copper	EPA 200.7	4.72	5.00	94	mg/L
		Gallium	EPA 200.7	0.959	1.00	96	mg/L
		Iron	EPA 200.7	0.954	1.00	95	mg/L
		Lithium	EPA 200.7	0.949	1.00	95	mg/L
		Magnesium	EPA 200.7	9.62	10.0	96	mg/L
		Manganese	EPA 200.7	0.950	1.00	95	mg/L
		Molybdenum	EPA 200.7	0.966	1.00	97	mg/L
		Nickel	EPA 200.7	4.84	5.00	97	mg/L
		Phosphorus	EPA 200.7	4.79	5.00	96	mg/L
		Potassium	EPA 200.7	9.66	10.0	97	mg/L
		Scandium	EPA 200.7	0.948	1.00	95	mg/L
		Silver	EPA 200.7	0.085	0.090	95	mg/L
		Sodium	EPA 200.7	9.71	10.0	97	mg/L
		Strontium	EPA 200.7	0.969	1.00	97	mg/L
		Tin	EPA 200.7	0.958	1.00	96	mg/L
		Titanium	EPA 200.7	0.955	1.00	96	mg/L
		Vanadium	EPA 200.7	0.956	1.00	96	mg/L
		Zinc	EPA 200.7	0.981	1.00	98	mg/L
QC12040306	LCS 1	Mercury	EPA 200.8	0.001028	0.001	103	mg/L
		Antimony	EPA 200.8	0.0096	0.010	96	mg/L
		Arsenic	EPA 200.8	0.0513	0.050	103	mg/L
		Lead	EPA 200.8	0.0096	0.010	96	mg/L
		Selenium	EPA 200.8	0.0453	0.050	91	mg/L
		Thallium	EPA 200.8	0.0096	0.010	96	mg/L
		Uranium	EPA 200.8	0.0091	0.010	91	mg/L

QCBatchID	QCType	Parameter	Method	Duplicate Sample	Sample Result	Duplicate Result	Units	RPD

475 East Greg Street Suite #119
Sparks, NV 89431 (775) 355-0202
EPA Lab ID: NV00925 - ELAP No: 2523

1084 Lamoille Hwy
Elko, NV 89801 (775) 777-9933
EPA Lab ID: NV00926

3230 Polaris Ave #4
Las Vegas, NV 89102 (702) 475-8899
EPA Lab ID: NV00932

QCBatchID	QCType	Parameter	Method	Duplicate Sample	Sample Result	Duplicate Result		Units	RPD
QC12040001	Duplicate	pH	SM 4500-H+ B	1203599-001	8.14	8.16		pH Units	<1%
QC12040001	Duplicate	pH	SM 4500-H+ B	1203600-001	7.73	7.73		pH Units	<1%
QC12040001	Duplicate	pH	SM 4500-H+ B	1203604-004	7.75	7.78		pH Units	<1%
QC12040001	Duplicate	pH	SM 4500-H+ B	1203619-001	6.66	6.69		pH Units	<1%
QC12040001	Duplicate	pH	SM 4500-H+ B	1203619-002	6.47	6.52		pH Units	1 %
QC12040001	Duplicate	pH	SM 4500-H+ B	1203619-013	6.67	6.63		pH Units	1 %
QC12040157	Duplicate	Total Dissolved Solids (TDS)	SM 2540C	1203592-001	126	140	Q	mg/L	11 %
QC12040157	Duplicate	Total Dissolved Solids (TDS)	SM 2540C	1203600-003	152	148		mg/L	3 %
QC12040157	Duplicate	Total Dissolved Solids (TDS)	SM 2540C	1203608-002	668	688		mg/L	3 %
QC12040157	Duplicate	Total Dissolved Solids (TDS)	SM 2540C	1203619-014	23.0	29.0		mg/L	23 %

QCBatchID	QCType	Parameter	Method	Spike Sample	Sample Result		MS Result	MSD Result	Spike Value	Units	MS % Rec.	MSD % Rec.	RPD
QC12040015	MS 1	Chloride	EPA 300.0	1203580-003	9.68		14.7	14.8	5.00	mg/L	101	103	1 %
QC12040015	MS 2	Chloride	EPA 300.0	1203580-005	1.11		6.31	6.48	5.00	mg/L	104	107	3 %
QC12040019	MS 1	Nitrite Nitrogen	EPA 300.0	1203580-003	<0.025		0.539	0.546	0.500	mg/L	103	104	1 %
QC12040019	MS 2	Nitrite Nitrogen	EPA 300.0	1203580-005	<0.025		0.532	0.548	0.500	mg/L	102	105	3 %
QC12040030	MS 1	Nitrate Nitrogen	EPA 300.0	1203592-001	<1.000		2.04	2.08	2.00	mg/L	100	102	2 %
QC12040030	MS 2	Nitrate Nitrogen	EPA 300.0	1203619-009	<1.000		2.31	2.32	2.00	mg/L	104	104	<1%
QC12040032	MS 1	Sulfate	EPA 300.0	1203580-003	30.6		39.7	40.0	10.0	mg/L	91	94	1 %
QC12040032	MS 2	Sulfate	EPA 300.0	1203580-005	1.79		11.9	12.2	10.0	mg/L	102	104	2 %
QC12040077	MS 1	Fluoride	EPA 300.0	1203592-001	2.08		11.4	11.6	2.00	mg/L	93	95	2 %
QC12040077	MS 2	Fluoride	EPA 300.0	1204007-001	1.15		19.8	19.9	2.00	mg/L	93	94	1 %
QC12040301	MS 1	Aluminum	EPA 200.7	1204101-002	3.25	M	8.19	8.33	1.00	mg/L	NC	NC	NC
		Barium	EPA 200.7	1204101-002	0.293		1.25	1.24	1.00	mg/L	96	95	1 %
		Beryllium	EPA 200.7	1204101-002	<0.001		0.996	0.992	1.00	mg/L	100	99	<1%
		Bismuth	EPA 200.7	1204101-002	<0.100		0.933	0.917	1.00	mg/L	93	91	2 %
		Boron	EPA 200.7	1204101-002	5.44		6.36	6.44	1.00	mg/L	92	100	1 %
		Cadmium	EPA 200.7	1204101-002	<0.001		0.986	0.985	1.00	mg/L	99	98	<1%
		Calcium	EPA 200.7	1204101-002	51.8		61.1	61.5	10.0	mg/L	93	97	1 %
		Chromium	EPA 200.7	1204101-002	0.006		0.946	0.942	1.00	mg/L	94	94	<1%
		Cobalt	EPA 200.7	1204101-002	<0.010		0.956	0.951	1.00	mg/L	95	95	1 %
		Copper	EPA 200.7	1204101-002	<0.050		4.87	4.81	5.00	mg/L	97	96	1 %
		Gallium	EPA 200.7	1204101-002	<0.100		0.877	0.874	1.00	mg/L	87	87	<1%
		Iron	EPA 200.7	1204101-002	7.33	SC	10.0	10.1	1.00	mg/L	NC	NC	NC
		Lithium	EPA 200.7	1204101-002	1.73		2.66	2.67	1.00	mg/L	93	94	<1%
		Magnesium	EPA 200.7	1204101-002	6.49		16.5	16.6	10.0	mg/L	100	101	1 %
		Manganese	EPA 200.7	1204101-002	0.185		1.13	1.12	1.00	mg/L	94	94	1 %
		Molybdenum	EPA 200.7	1204101-002	<0.010		0.979	0.975	1.00	mg/L	98	97	<1%
		Nickel	EPA 200.7	1204101-002	<0.010		4.81	4.79	5.00	mg/L	96	96	<1%
		Phosphorus	EPA 200.7	1204101-002	<0.500		5.56	5.58	5.00	mg/L	105	105	<1%
		Potassium	EPA 200.7	1204101-002	83.4		92.3	93.0	10.0	mg/L	89	96	1 %
		Scandium	EPA 200.7	1204101-002	<0.100		0.948	0.939	1.00	mg/L	95	94	1 %
		Silver	EPA 200.7	1204101-002	<0.005		0.089	0.087	0.090	mg/L	99	97	2 %
		Sodium	EPA 200.7	1204101-002	993	SC	976	988	10.0	mg/L	NC	NC	NC
		Strontium	EPA 200.7	1204101-002	1.71		2.57	2.53	1.00	mg/L	86	82	2 %
		Tin	EPA 200.7	1204101-002	<0.100		0.962	0.964	1.00	mg/L	102	102	<1%
		Titanium	EPA 200.7	1204101-002	0.131		1.18	1.17	1.00	mg/L	105	104	1 %
		Vanadium	EPA 200.7	1204101-002	0.016		0.986	0.981	1.00	mg/L	97	97	1 %
		Zinc	EPA 200.7	1204101-002	0.049		1.07	1.07	1.00	mg/L	102	102	<1%

475 East Greg Street Suite #119
Sparks, NV 89431 (775) 355-0202
EPA Lab ID: NV00925 - ELAP No: 2523

1084 Lamoille Hwy
Elko, NV 89801 (775) 777-9933
EPA Lab ID: NV00926

3230 Polaris Ave #4
Las Vegas, NV 89102 (702) 475-8899
EPA Lab ID: NV00932

QCBatchID	QCType	Parameter	Method	Spike Sample	Sample Result		MS Result	MSD Result	Spike Value	Units	MS % Rec.	MSD % Rec.	RPD
QC12040306	MS 1	Mercury	EPA 200.8	1204101-002	0.001936	M	0.002422	0.002377	0.001	mg/L	NC	NC	NC
		Antimony	EPA 200.8	1204101-002	0.0132		0.0202	0.0201	0.010	mg/L	70	69	<1%
		Arsenic	EPA 200.8	1204101-002	0.0489	M	0.0772	0.0783	0.050	mg/L	NC	NC	NC
		Lead	EPA 200.8	1204101-002	0.0030		0.0128	0.0129	0.010	mg/L	98	98	1 %
		Selenium	EPA 200.8	1204101-002	0.0070	M	0.0275	0.0270	0.050	mg/L	NC	NC	NC
		Thallium	EPA 200.8	1204101-002	<0.0010		0.0078	0.0080	0.010	mg/L	72	74	3 %
		Uranium	EPA 200.8	1204101-002	<0.0050		0.0102	0.0102	0.010	mg/L	86	87	<1%

475 East Greg Street Suite #119
Sparks, NV 89431 (775) 355-0202
EPA Lab ID: NV00925 - ELAP No: 2523

1084 Lamoille Hwy
Elko, NV 89801 (775) 777-9933
EPA Lab ID: NV00926

3230 Polaris Ave #4
Las Vegas, NV 89102 (702) 475-8899
EPA Lab ID: NV00932

WETLAB
WESTERN ENVIRONMENTAL TESTING LABORATORY
Specializing in Soil, Hazardous Waste and Water Analysis.

475 E. Greg Street #119 | Sparks, Nevada 89431
tel (775) 355-0202 | fax (775) 355-0917 | www.WETLaboratory.com

Lab Number 1203592
Report Due Date: 4/13/12
Page 1 of 1

Client	McClelland Laboratories, Inc.
Address	1016 Greg Street
City, State & Zip	Sparks, NV 89431
Contact	Gene McClelland
Phone	775-356-1300
Collector's Name	Robert
Fax	775-356-8917
Project Name	
P.O. Number	
Project Number	3438-01
Email	mll@mettest.com

Turnaround Time
Standard _____ 5-Day _____ Other: _____

Billing Address (if different than Client Address):
Company SAME
Address _____
City, State & Zip _____
Contact _____
Phone _____
Fax _____
Email _____

Additional Information

Fax Results	Y	N	To: Client	Billing
Email Results	Y	N	To: Client	Billing
Compliance Monitoring	Y	N		
Fax Results to State EPA	Y	N		

Sample Type Codes

DW = Drinking Water	SD = Solid
WW = Wastewater	SO = Soil
SW = Surface Water	HW = Hazardous Waste
MW = Monitoring Well	OTHER: _____

SAMPLE ID/LOCATION		DATE	TIME	SAMPLE TYPE	NO. OF CONTAINERS	Profile II w/o WAD	Uranium	Spl. No.
Copper Flat	WK:28	03/30/12	9:00AM	WW	2	X	X	1

1203592 5 1

Instructions/Comments/Special Requirements:

SAMPLE RECEIPT	DATE	TIME	Samples Relinquished By	Samples Received By
Temperature 20 °C	3-30-12	9:25	YS	
Custody Seals Intact? Y N (None)				
Number of Containers 2				

WETLAB'S Standard Terms and Conditions apply unless written agreements specify otherwise. Payment terms are Net 30.

To the maximum extent permitted by law, the Client agrees to limit the liability of WETLAB for the Client's damages to the total compensation received, unless other agreements are made in writing. This limitation shall apply regardless of the cause of action or legal theory pled or asserted.

301.2E

WETLAB
WESTERN ENVIRONMENTAL TESTING LABORATORY
475 E. Greg Street #119 | Sparks, Nevada 89431 | tel (775) 355-0202 | fax (775) 355-0817 | www.WETLaboratory.com

3/16/2012

McClelland Laboratory
1016 Greg Street
Sparks, NV 89431
Attn: Gene McClelland

OrderID: *1203051*

Dear: Gene McClelland

This is to transmit the attached analytical report. The analytical data and information contained therein was generated using specified or selected methods contained in references, such as Standard Methods for the Examination of Water and Wastewater, 18th & 19th editions, Methods for Determination of Organic Compounds in Drinking Water, EPA-600/4-79-020, and Test Methods for Evaluation of Solid Waste, Physical/Chemical Methods (SW846) Third Edition.

The samples were received by WETLAB-Western Environmental Testing Laboratory in good condition on 3/2/2012. Additional comments are located on page 2 of this report.

If you should have any questions or comments regarding this report, please do not hesitate to call.

Sincerely,

Andy Smith
QA Manager

Western Environmental Testing Laboratory
Report Comments

McClelland Laboratory - 1203051

General Comments

None

Specific Comments

None

Data Qualifier Legend

B -- Blank contamination; Analyte detected above the method reporting limit in an associated blank

HT -- Sample held beyond the accepted holding time

J -- The reported value is between the laboratory method detection limit and the laboratory practical quantitation limit

M -- Reported value is estimated; The sample matrix interfered with the analysis

N -- There was insufficient sample available to perform a spike and/or duplicate on this analytical batch.

NC -- Not calculated due to matrix interference

Q -- Reported value is estimated; The value failed to meet QC criteria for either precision or accuracy

SC -- Spike recovery not calculated. Sample concentration >4X the spike amount; therefore, the spike could not be adequately recovered.

Western Environmental Testing Laboratory
Analytical Report

McClelland Laboratory
1016 Greg Street
Sparks, NV 89431
Attn: Gene McClelland
Phone: (775) 356-1300 **Fax:** (775) 356-8917
PO\Project: *3438-01*

Date Printed: 3/16/2012
OrderID: *1203051*

Customer Sample ID: Copper Flat WK:24
WETLAB Sample ID: 1203051-001

Collect Date/Time: 3/2/2012 09:00
Receive Date: 3/2/2012 14:50

PROFILE II

Parameter	Method	Results	Units	Reporting Limit	Date Analyzed
pH	SM 4500-H+ B	8.10	pH Units		3/2/2012
Bicarbonate (HCO3)	SM 2320B	100	mg/L	1.0	3/2/2012
Carbonate (CO3)	SM 2320B	<1.0	mg/L	1.0	3/2/2012
Hydroxide (OH)	SM 2320B	<1.0	mg/L	1.0	3/2/2012
Total Alkalinity	SM 2320B	83	mg/L as CaCO3	1.0	3/2/2012
Chloride	EPA 300.0	<1.00	mg/L	1.00	3/3/2012
Fluoride	EPA 300.0	1.9	mg/L	0.10	3/3/2012
Sulfate	EPA 300.0	38	mg/L	1.0	3/3/2012
Nitrate Nitrogen	EPA 300.0	<1.0	mg/L	1.0	3/3/2012
Nitrite Nitrogen	EPA 300.0	<0.025	mg/L	0.025	3/3/2012
Total Dissolved Solids (TDS)	SM 2540C	130	mg/L	10	3/5/2012
Aluminum	EPA 200.7	<0.045	mg/L	0.045	3/8/2012
Barium	EPA 200.7	0.10	mg/L	0.010	3/8/2012
Beryllium	EPA 200.7	<0.0010	mg/L	0.0010	3/8/2012
Bismuth	EPA 200.7	<0.10	mg/L	0.10	3/8/2012
Boron	EPA 200.7	<0.10	mg/L	0.10	3/8/2012
Cadmium	EPA 200.7	<0.0010	mg/L	0.0010	3/8/2012
Calcium	EPA 200.7	33	mg/L	0.50	3/8/2012
Chromium	EPA 200.7	<0.0050	mg/L	0.0050	3/8/2012
Cobalt	EPA 200.7	<0.010	mg/L	0.010	3/8/2012
Copper	EPA 200.7	<0.050	mg/L	0.050	3/8/2012
Gallium	EPA 200.7	<0.10	mg/L	0.10	3/8/2012
Iron	EPA 200.7	<0.010	mg/L	0.010	3/8/2012
Lithium	EPA 200.7	<0.10	mg/L	0.10	3/8/2012
Magnesium	EPA 200.7	6.6	mg/L	0.50	3/8/2012
Manganese	EPA 200.7	0.054	mg/L	0.0050	3/8/2012
Molybdenum	EPA 200.7	0.016	mg/L	0.010	3/8/2012
Nickel	EPA 200.7	<0.010	mg/L	0.010	3/8/2012
Phosphorus	EPA 200.7	<0.50	mg/L	0.50	3/8/2012
Potassium	EPA 200.7	2.8	mg/L	0.50	3/8/2012

Customer Sample ID: Copper Flat WK:24 **Collect Date/Time:** 3/2/2012 09:00

WETLAB Sample ID: 1203051-001 **Receive Date:** 3/2/2012 14:50

PROFILE II

Parameter	Method	Results	Units	Reporting Limit	Date Analyzed
Scandium	EPA 200.7	<0.10	mg/L	0.10	3/8/2012
Silver	EPA 200.7	<0.0050	mg/L	0.0050	3/8/2012
Sodium	EPA 200.7	0.73	mg/L	0.50	3/8/2012
Strontium	EPA 200.7	0.39	mg/L	0.10	3/8/2012
Tin	EPA 200.7	<0.10	mg/L	0.10	3/8/2012
Titanium	EPA 200.7	<0.10	mg/L	0.10	3/8/2012
Vanadium	EPA 200.7	<0.010	mg/L	0.010	3/8/2012
Zinc	EPA 200.7	<0.010	mg/L	0.010	3/8/2012
Mercury	EPA 200.8	<0.00010	mg/L	0.00010	3/12/2012
Antimony	EPA 200.8	<0.0025	mg/L	0.0025	3/10/2012
Arsenic	EPA 200.8	<0.0050	mg/L	0.0050	3/10/2012
Lead	EPA 200.8	<0.0025	mg/L	0.0025	3/10/2012
Selenium	EPA 200.8	<0.0050	mg/L	0.0050	3/10/2012
Thallium	EPA 200.8	<0.0010	mg/L	0.0010	3/10/2012
Uranium	EPA 200.8	0.018	mg/L	0.010	3/12/2012
Anions	Calculation	2.53	meq/L	0.10	
Cations	Calculation	2.30	meq/L	0.10	
Error	Calculation	4.9	%	1.0	

Western Environmental Testing Laboratory
QC Report

QCBatchID	QCType	Parameter	Method	Result	Units
QC12030151	Blank 1	Fluoride	EPA 300.0	<0.10	mg/L
QC12030151	Blank 2	Fluoride	EPA 300.0	<0.10	mg/L
QC12030151	Blank 3	Fluoride	EPA 300.0	<0.10	mg/L
QC12030153	Blank 1	Chloride	EPA 300.0	<1.0	mg/L
QC12030153	Blank 2	Chloride	EPA 300.0	<1.0	mg/L
QC12030153	Blank 3	Chloride	EPA 300.0	<1.0	mg/L
QC12030155	Blank 1	Nitrite Nitrogen	EPA 300.0	<0.025	mg/L
QC12030155	Blank 2	Nitrite Nitrogen	EPA 300.0	<0.025	mg/L
QC12030155	Blank 3	Nitrite Nitrogen	EPA 300.0	<0.025	mg/L
QC12030157	Blank 1	Nitrate Nitrogen	EPA 300.0	<1.0	mg/L
QC12030157	Blank 2	Nitrate Nitrogen	EPA 300.0	<1.0	mg/L
QC12030157	Blank 3	Nitrate Nitrogen	EPA 300.0	<1.0	mg/L
QC12030159	Blank 1	Sulfate	EPA 300.0	<1.0	mg/L
QC12030159	Blank 2	Sulfate	EPA 300.0	<1.0	mg/L
QC12030159	Blank 3	Sulfate	EPA 300.0	<1.0	mg/L
QC12030233	Blank 1	Total Dissolved Solids (TDS)	SM 2540C	<10	mg/L
QC12030233	Blank 2	Total Dissolved Solids (TDS)	SM 2540C	<10	mg/L
QC12030233	Blank 3	Total Dissolved Solids (TDS)	SM 2540C	<10	mg/L
QC12030299	Blank 1	Aluminum, Dissolved	EPA 200.7	<0.045	mg/L
		Barium, Dissolved	EPA 200.7	<0.010	mg/L
		Beryllium, Dissolved	EPA 200.7	<0.0010	mg/L
		Bismuth, Dissolved	EPA 200.7	<0.10	mg/L
		Boron, Dissolved	EPA 200.7	<0.10	mg/L
		Cadmium, Dissolved	EPA 200.7	<0.0010	mg/L
		Calcium, Dissolved	EPA 200.7	<0.50	mg/L
		Chromium, Dissolved	EPA 200.7	<0.0050	mg/L
		Cobalt, Dissolved	EPA 200.7	<0.010	mg/L
		Copper, Dissolved	EPA 200.7	<0.050	mg/L
		Gallium, Dissolved	EPA 200.7	<0.10	mg/L
		Iron, Dissolved	EPA 200.7	<0.010	mg/L
		Lithium, Dissolved	EPA 200.7	<0.10	mg/L
		Magnesium, Dissolved	EPA 200.7	<0.50	mg/L
		Manganese, Dissolved	EPA 200.7	<0.0050	mg/L
		Molybdenum, Dissolved	EPA 200.7	<0.010	mg/L
		Nickel, Dissolved	EPA 200.7	<0.010	mg/L
		Phosphorus, Dissolved	EPA 200.7	<0.50	mg/L
		Potassium, Dissolved	EPA 200.7	<0.50	mg/L
		Scandium, Dissolved	EPA 200.7	<0.10	mg/L
		Silver, Dissolved	EPA 200.7	<0.0050	mg/L
		Sodium, Dissolved	EPA 200.7	<0.50	mg/L
		Strontium, Dissolved	EPA 200.7	<0.10	mg/L
		Tin, Dissolved	EPA 200.7	<0.10	mg/L
		Titanium, Dissolved	EPA 200.7	<0.10	mg/L
		Vanadium, Dissolved	EPA 200.7	<0.010	mg/L
		Zinc, Dissolved	EPA 200.7	<0.010	mg/L
QC12030363	Blank 1	Uranium, Dissolved	EPA 200.8	<0.010	mg/L
		Mercury, Dissolved	EPA 200.8	<0.00010	mg/L
		Antimony, Dissolved	EPA 200.8	<0.0025	mg/L
		Arsenic, Dissolved	EPA 200.8	<0.0050	mg/L
		Lead, Dissolved	EPA 200.8	<0.0025	mg/L

QCBatchID	QCType	Parameter	Method	Result	Units
		Selenium, Dissolved	EPA 200.8	<0.0050	mg/L
		Thallium, Dissolved	EPA 200.8	<0.0010	mg/L

QCBatchID	QCType	Parameter	Method	Result	Actual	% Recovery	Units
QC12030106	LCS 1	pH	SM 4500-H+ B	7.01	7.00	100	pH Units
QC12030106	LCS 2	pH	SM 4500-H+ B	7.02	7.00	100	pH Units
QC12030108	LCS 1	Alkalinity	SM 2320B	99.8	100	100	mg/L
QC12030108	LCS 2	Alkalinity	SM 2320B	99.9	100	100	mg/L
QC12030151	LCS 1	Fluoride	EPA 300.0	1.88	2.00	94	mg/L
QC12030153	LCS 1	Chloride	EPA 300.0	10.3	10.0	103	mg/L
QC12030155	LCS 1	Nitrite Nitrogen	EPA 300.0	0.517	0.500	103	mg/L
QC12030157	LCS 1	Nitrate Nitrogen	EPA 300.0	2.01	2.00	100	mg/L
QC12030159	LCS 1	Sulfate	EPA 300.0	24.5	25.0	98	mg/L
QC12030233	LCS 1	Total Dissolved Solids (TDS)	SM 2540C	141	150	94	mg/L
QC12030233	LCS 2	Total Dissolved Solids (TDS)	SM 2540C	148	150	99	mg/L
QC12030233	LCS 3	Total Dissolved Solids (TDS)	SM 2540C	144	150	96	mg/L
QC12030299	LCS 1	Aluminum	EPA 200.7	0.999	1.00	100	mg/L
		Barium	EPA 200.7	0.992	1.00	99	mg/L
		Beryllium	EPA 200.7	0.974	1.00	97	mg/L
		Bismuth	EPA 200.7	1.00	1.00	100	mg/L
		Boron	EPA 200.7	0.951	1.00	95	mg/L
		Cadmium	EPA 200.7	1.00	1.00	100	mg/L
		Calcium	EPA 200.7	9.88	10.0	99	mg/L
		Chromium	EPA 200.7	0.986	1.00	99	mg/L
		Cobalt	EPA 200.7	0.996	1.00	100	mg/L
		Copper	EPA 200.7	4.92	5.00	98	mg/L
		Gallium	EPA 200.7	0.966	1.00	97	mg/L
		Iron	EPA 200.7	1.03	1.00	103	mg/L
		Lithium	EPA 200.7	0.969	1.00	97	mg/L
		Magnesium	EPA 200.7	9.79	10.0	98	mg/L
		Manganese	EPA 200.7	0.987	1.00	99	mg/L
		Molybdenum	EPA 200.7	0.977	1.00	98	mg/L
		Nickel	EPA 200.7	4.98	5.00	100	mg/L
		Phosphorus	EPA 200.7	4.96	5.00	99	mg/L
		Potassium	EPA 200.7	9.92	10.0	99	mg/L
		Scandium	EPA 200.7	0.976	1.00	98	mg/L
		Silver	EPA 200.7	0.087	0.090	97	mg/L
		Sodium	EPA 200.7	9.93	10.0	99	mg/L
		Strontium	EPA 200.7	0.999	1.00	100	mg/L
		Tin	EPA 200.7	0.962	1.00	96	mg/L
		Titanium	EPA 200.7	0.984	1.00	98	mg/L
		Vanadium	EPA 200.7	0.986	1.00	99	mg/L
		Zinc	EPA 200.7	1.01	1.00	101	mg/L
QC12030363	LCS 1	Mercury	EPA 200.8	0.000960	0.001	96	mg/L
		Antimony	EPA 200.8	0.0099	0.010	98	mg/L
		Arsenic	EPA 200.8	0.0485	0.050	97	mg/L
		Lead	EPA 200.8	0.0093	0.010	92	mg/L
		Selenium	EPA 200.8	0.0448	0.050	90	mg/L
		Thallium	EPA 200.8	0.0090	0.010	90	mg/L
		Uranium	EPA 200.8	0.0094	0.010	94	mg/L

QCBatchID	QCType	Parameter	Method	Duplicate Sample	Sample Result	Duplicate Result	Units	RPD
QC12030106	Duplicate	pH	SM 4500-H+ B	1203031-001	7.80	7.84	pH Units	1 %
QC12030106	Duplicate	pH	SM 4500-H+ B	1203035-005	6.89	6.88	pH Units	<1%

QCBatchID	QCType	Parameter	Method	Duplicate Sample	Sample Result	Duplicate Result	Units	RPD
QC12030106	Duplicate	pH	SM 4500-H+ B	1203040-005	8.09	8.10	pH Units	<1%
QC12030106	Duplicate	pH	SM 4500-H+ B	1203052-008	3.17	3.19	pH Units	1 %
QC12030106	Duplicate	pH	SM 4500-H+ B	1203053-002	7.51	7.53	pH Units	<1%
QC12030108	Duplicate	Bicarbonate (HCO3)	SM 2320B	1203031-001	236	237	mg/L	<1%
		Carbonate (CO3)	SM 2320B	1203031-001	<1.000	<1.000	mg/L	<1%
		Hydroxide (OH)	SM 2320B	1203031-001	<1.000	<1.000	mg/L	<1%
		Total Alkalinity	SM 2320B	1203031-001	194	194	mg/L as CaCO3	<1%
QC12030108	Duplicate	Bicarbonate (HCO3)	SM 2320B	1203035-005	169	168	mg/L	<1%
		Carbonate (CO3)	SM 2320B	1203035-005	<1.000	<1.000	mg/L	<1%
		Hydroxide (OH)	SM 2320B	1203035-005	<1.000	<1.000	mg/L	<1%
		Total Alkalinity	SM 2320B	1203035-005	138	138	mg/L as CaCO3	<1%
QC12030108	Duplicate	Bicarbonate (HCO3)	SM 2320B	1203040-005	226	226	mg/L	<1%
		Carbonate (CO3)	SM 2320B	1203040-005	<1.000	<1.000	mg/L	<1%
		Hydroxide (OH)	SM 2320B	1203040-005	<1.000	<1.000	mg/L	<1%
		Total Alkalinity	SM 2320B	1203040-005	185	186	mg/L as CaCO3	<1%
QC12030108	Duplicate	Bicarbonate (HCO3)	SM 2320B	1203053-002	221	221	mg/L	<1%
		Carbonate (CO3)	SM 2320B	1203053-002	<1.000	<1.000	mg/L	<1%
		Hydroxide (OH)	SM 2320B	1203053-002	<1.000	<1.000	mg/L	<1%
		Total Alkalinity	SM 2320B	1203053-002	181	181	mg/L as CaCO3	<1%
QC12030233	Duplicate	Total Dissolved Solids (TDS)	SM 2540C	1203025-001	63.0	65.0	mg/L	3 %
QC12030233	Duplicate	Total Dissolved Solids (TDS)	SM 2540C	1203030-007	104	110	mg/L	6 %
QC12030233	Duplicate	Total Dissolved Solids (TDS)	SM 2540C	1203038-001	191	199	mg/L	4 %
QC12030233	Duplicate	Total Dissolved Solids (TDS)	SM 2540C	1203052-002	50.0	42.0	mg/L	17 %
QC12030233	Duplicate	Total Dissolved Solids (TDS)	SM 2540C	1203052-011	14.0	17.0	mg/L	19 %
QC12030233	Duplicate	Total Dissolved Solids (TDS)	SM 2540C	1203062-004	756	760	mg/L	1 %

QCBatchID	QCType	Parameter	Method	Spike Sample	Sample Result		MS Result	MSD Result	Spike Value	Units	MS % Rec.	MSD % Rec.	RPD
QC12030151	MS 1	Fluoride	EPA 300.0	1203040-005	0.790		10.3	10.4	2.00	mg/L	95	96	1 %
QC12030151	MS 2	Fluoride	EPA 300.0	1203052-011	0.222		2.33	2.22	2.00	mg/L	105	100	5 %
QC12030153	MS 1	Chloride	EPA 300.0	1203052-001	<5.000		26.4	26.6	5.00	mg/L	105	106	1 %
QC12030153	MS 2	Chloride	EPA 300.0	1203052-011	<1.000		5.23	5.24	5.00	mg/L	104	104	<1%
QC12030155	MS 1	Nitrite Nitrogen	EPA 300.0	1203052-001	<0.125		2.55	2.65	0.500	mg/L	100	104	4 %
QC12030155	MS 2	Nitrite Nitrogen	EPA 300.0	1203052-011	<0.025		0.516	0.514	0.500	mg/L	102	101	<1%
QC12030157	MS 1	Nitrate Nitrogen	EPA 300.0	1203052-001	<1.000		10.6	10.7	2.00	mg/L	104	105	1 %
QC12030157	MS 2	Nitrate Nitrogen	EPA 300.0	1203052-011	<1.000		2.10	2.10	2.00	mg/L	103	104	<1%
QC12030159	MS 1	Sulfate	EPA 300.0	1203052-001	303	SC	335	331	10.0	mg/L	NC	NC	NC
QC12030159	MS 2	Sulfate	EPA 300.0	1203052-011	4.35		14.4	14.2	10.0	mg/L	101	98	1 %
QC12030299	MS 1	Aluminum, Dissolved	EPA 200.7	1203053-001	0.337		1.23	1.21	1.00	mg/L	89	87	2 %
		Barium, Dissolved	EPA 200.7	1203053-001	0.021		0.966	0.961	1.00	mg/L	94	94	1 %
		Beryllium, Dissolved	EPA 200.7	1203053-001	0.005		0.957	0.947	1.00	mg/L	95	94	1 %
		Bismuth, Dissolved	EPA 200.7	1203053-001	<0.100		0.910	0.901	1.00	mg/L	92	91	1 %
		Boron, Dissolved	EPA 200.7	1203053-001	1.20		2.13	2.15	1.00	mg/L	93	95	1 %
		Cadmium, Dissolved	EPA 200.7	1203053-001	<0.001		0.929	0.934	1.00	mg/L	93	93	1 %
		Calcium, Dissolved	EPA 200.7	1203053-001	62.5		69.7	70.0	10.0	mg/L	72	75	<1%
		Chromium, Dissolved	EPA 200.7	1203053-001	<0.005		0.938	0.935	1.00	mg/L	94	94	<1%
		Cobalt, Dissolved	EPA 200.7	1203053-001	<0.010		0.937	0.939	1.00	mg/L	94	94	<1%
		Copper, Dissolved	EPA 200.7	1203053-001	<0.050		4.94	4.86	5.00	mg/L	99	97	2 %
		Gallium, Dissolved	EPA 200.7	1203053-001	<0.100		0.860	0.879	1.00	mg/L	88	90	2 %

QCBatchID	QCType	Parameter	Method	Spike Sample	Sample Result	MS Result	MSD Result	Spike Value	Units	MS % Rec.	MSD % Rec.	RPD
		Iron, Dissolved	EPA 200.7	1203053-001	6.91	7.68	7.68	1.00	mg/L	77	77	<1%
		Lithium, Dissolved	EPA 200.7	1203053-001	0.650	1.67	1.63	1.00	mg/L	102	98	2 %
		Magnesium, Dissolved	EPA 200.7	1203053-001	12.4	21.0	21.1	10.0	mg/L	86	87	<1%
		Manganese, Dissolved	EPA 200.7	1203053-001	2.21	3.11	3.13	1.00	mg/L	90	92	1 %
		Molybdenum, Dissolved	EPA 200.7	1203053-001	<0.010	0.943	0.954	1.00	mg/L	94	95	1 %
		Nickel, Dissolved	EPA 200.7	1203053-001	<0.010	4.69	4.70	5.00	mg/L	94	94	<1%
		Phosphorus, Dissolved	EPA 200.7	1203053-001	<0.500	4.98	5.01	5.00	mg/L	97	97	1 %
		Potassium, Dissolved	EPA 200.7	1203053-001	39.2	49.7	49.1	10.0	mg/L	105	99	1 %
		Scandium, Dissolved	EPA 200.7	1203053-001	<0.100	0.981	0.961	1.00	mg/L	98	96	2 %
		Silver, Dissolved	EPA 200.7	1203053-001	<0.005	0.086	0.085	0.090	mg/L	99	98	1 %
		Sodium, Dissolved	EPA 200.7	1203053-001	324	331	331	10.0	mg/L	70	70	<1%
		Strontium, Dissolved	EPA 200.7	1203053-001	0.331	1.32	1.31	1.00	mg/L	99	98	1 %
		Tin, Dissolved	EPA 200.7	1203053-001	<0.100	0.837	0.848	1.00	mg/L	93	94	1 %
		Titanium, Dissolved	EPA 200.7	1203053-001	<0.100	0.991	0.984	1.00	mg/L	99	98	1 %
		Vanadium, Dissolved	EPA 200.7	1203053-001	0.016	0.986	0.979	1.00	mg/L	97	96	1 %
		Zinc, Dissolved	EPA 200.7	1203053-001	0.051	1.01	1.01	1.00	mg/L	96	96	<1%
QC12030363	MS 1	Uranium, Dissolved	EPA 200.8	1203053-001	<0.0100	<0.0100	<0.0100	0.010	mg/L	98	99	#Erro
		Mercury, Dissolved	EPA 200.8	1203053-001	<0.00010	0.000748	0.000726	0.001	mg/L	75	73	3 %
		Antimony, Dissolved	EPA 200.8	1203053-001	0.0056	0.0150	0.0151	0.010	mg/L	94	96	1 %
		Arsenic, Dissolved	EPA 200.8	1203053-001	0.1217	0.1690	0.1696	0.050	mg/L	95	96	<1%
		Lead, Dissolved	EPA 200.8	1203053-001	<0.0025	0.0084	0.0085	0.010	mg/L	83	84	1 %
		Selenium, Dissolved	EPA 200.8	1203053-001	<0.0050	0.0423	0.0430	0.050	mg/L	83	84	2 %
		Thallium, Dissolved	EPA 200.8	1203053-001	<0.0010	0.0081	0.0083	0.010	mg/L	81	83	2 %

WETLAB
WESTERN ENVIRONMENTAL TESTING LABORATORY
Specializing in Soil, Hazardous Waste and Water Analysis.

475 E. Greg Street #119 | Sparks, Nevada 89431
tel (775) 355-0202 | fax (775) 355-0817 | www.WETLaboratory.com

Lab Number 1203051
Report Due Date: 3/16/12
Page 1 of 1

Client McClelland Laboratories, Inc.
Address 1016 Greg Street
City, State & Zip Sparks, NV 89431
Contact Gene McClelland
Phone 775-356-1300 | Collector's Name Robert
Fax 775-356-8917 | Project Name
P.O. Number | Project Number 3438-01
Email mli@mettest.com

Turnaround Time: Standard | 5 Day | Other

Billing Address (if different than Client Address):
Company SAME
Address
City, State & Zip
Contact
Phone
Fax
Email

Additional Information

Fax Results	Y	N	To: Client	Billing
Email Results	Y	N	To: Client	Billing
Compliance Monitoring	Y	N		
Fax Results to State EPA	Y	N		

Sample Type Codes

DW = Drinking Water; WW = Wastewater; SW = Surface Water; MW = Monitoring Well; SD = Solid; SO = Soil; HW = Hazardous Waste; OTHER:

SAMPLE ID/LOCATION		DATE	TIME	SAMPLE TYPE	NO. OF CONTAINERS	Profile II w/o WAD	Uranium	Spl. No.
Copper Flat	WK:24	03/02/12	9:00AM	WW	2	X	X	1

COPY

1203051 1 5

Instructions/Comments/Special Requirements:

SAMPLE RECEIPT	DATE	TIME	Samples Relinquished By	Samples Received By
Temperature 22°C	3-2-12	14:50		
Custody Seals Intact? Y N (None)				
Number of Containers 2				

WETLAB'S Standard Terms and Conditions apply unless written agreements specify otherwise. Payment terms are Net 30.

To the maximum extent permitted by law, the Client agrees to limit the liability of WETLAB for the Client's damages to the total compesation received, unless other agreements are made in writing. This limitation shall apply regardless of the cause of action or legal theory pled or asserted.

301.2E

WETLAB
WESTERN ENVIRONMENTAL TESTING LABORATORY
475 E. Greg Street #119 | Sparks, Nevada 89431 | tel (775) 355-0202 | fax (775) 355-0817 | www.WETLaboratory.com

2/14/2012

McClelland Laboratory
1016 Greg Street
Sparks, NV 89431
Attn: Gene McClelland

OrderID: *1202066*

Dear: Gene McClelland

This is to transmit the attached analytical report. The analytical data and information contained therein was generated using specified or selected methods contained in references, such as Standard Methods for the Examination of Water and Wastewater, 18th & 19th editions, Methods for Determination of Organic Compounds in Drinking Water, EPA-600/4-79-020, and Test Methods for Evaluation of Solid Waste, Physical/Chemical Methods (SW846) Third Edition.

The samples were received by WETLAB-Western Environmental Testing Laboratory in good condition on 2/3/2012. Additional comments are located on page 2 of this report.

If you should have any questions or comments regarding this report, please do not hesitate to call.

Sincerely,

Andy Smith
QA Manager

Western Environmental Testing Laboratory
Report Comments

McClelland Laboratory - 1202066

General Comments

None

Specific Comments

The matrix spike/matrix spike duplicate (MS/MSD) values for the analysis of Fluoride on sample 1202066-001 were outside laboratory acceptance criteria; however, the relative percent difference (RPD) value was acceptable, indicating probable matrix interference. The reported result should be considered an estimate.

The result for the continuing calibration verification (CCV) sample during the analysis for Fluoride was outside WETLAB acceptance criteria. Lab Fortified Blank (LFB/LCS) data was however acceptable. The reported data for Fluoride on all samples should be considered estimates. We apologize for any inconvenience this may have caused.

Data Qualifier Legend

B -- Blank contamination; Analyte detected above the method reporting limit in an associated blank

HT -- Sample held beyond the accepted holding time

J -- The reported value is between the laboratory method detection limit and the laboratory practical quantitation limit

M -- Reported value is estimated; The sample matrix interfered with the analysis

N -- There was insufficient sample available to perform a spike and/or duplicate on this analytical batch.

NC -- Not calculated due to matrix interference

Q -- Reported value is estimated; The value failed to meet QC criteria for either precision or accuracy

SC -- Spike recovery not calculated. Sample concentration >4X the spike amount; therefore, the spike could not be adequately recovered.

Western Environmental Testing Laboratory
Analytical Report

McClelland Laboratory
1016 Greg Street
Sparks, NV 89431
Attn: Gene McClelland
Phone: (775) 356-1300 **Fax:** (775) 356-8917
PO\Project: *3438-01*

Date Printed: 2/14/2012
OrderID: *1202066*

Customer Sample ID: Copper Flat WK:20
WETLAB Sample ID: 1202066-001

Collect Date/Time: 2/3/2012 09:00
Receive Date: 2/3/2012 15:40

PROFILE II

Parameter	Method	Results		Units	Reporting Limit	Date Analyzed
pH	SM 4500-H+ B	7.83		pH Units		2/3/2012
Bicarbonate (HCO3)	SM 2320B	83		mg/L	1.0	2/3/2012
Carbonate (CO3)	SM 2320B	<1.0		mg/L	1.0	2/3/2012
Hydroxide (OH)	SM 2320B	<1.0		mg/L	1.0	2/3/2012
Total Alkalinity	SM 2320B	68		mg/L as CaCO3	1.0	2/3/2012
Chloride	EPA 300.0	<1.00		mg/L	1.00	2/4/2012
Fluoride	EPA 300.0	2.0	M	mg/L	0.10	2/4/2012
Sulfate	EPA 300.0	49		mg/L	1.0	2/4/2012
Nitrate Nitrogen	EPA 300.0	<1.0		mg/L	1.0	2/4/2012
Nitrite Nitrogen	EPA 300.0	<0.025		mg/L	0.025	2/4/2012
Total Dissolved Solids (TDS)	SM 2540C	140		mg/L	10	2/6/2012
Aluminum	EPA 200.7	<0.045		mg/L	0.045	2/9/2012
Barium	EPA 200.7	0.072		mg/L	0.010	2/9/2012
Beryllium	EPA 200.7	<0.0010		mg/L	0.0010	2/9/2012
Bismuth	EPA 200.7	<0.10		mg/L	0.10	2/9/2012
Boron	EPA 200.7	<0.10		mg/L	0.10	2/9/2012
Cadmium	EPA 200.7	<0.0010		mg/L	0.0010	2/9/2012
Calcium	EPA 200.7	32		mg/L	0.50	2/9/2012
Chromium	EPA 200.7	<0.0050		mg/L	0.0050	2/9/2012
Cobalt	EPA 200.7	<0.010		mg/L	0.010	2/9/2012
Copper	EPA 200.7	<0.050		mg/L	0.050	2/9/2012
Gallium	EPA 200.7	<0.10		mg/L	0.10	2/9/2012
Iron	EPA 200.7	<0.010		mg/L	0.010	2/9/2012
Lithium	EPA 200.7	<0.10		mg/L	0.10	2/9/2012
Magnesium	EPA 200.7	6.2		mg/L	0.50	2/9/2012
Manganese	EPA 200.7	0.043		mg/L	0.0050	2/9/2012
Molybdenum	EPA 200.7	0.018		mg/L	0.010	2/9/2012
Nickel	EPA 200.7	<0.010		mg/L	0.010	2/9/2012
Phosphorus	EPA 200.7	<0.50		mg/L	0.50	2/9/2012
Potassium	EPA 200.7	2.8		mg/L	0.50	2/9/2012

Customer Sample ID: Copper Flat WK:20
WETLAB Sample ID: 1202066-001

Collect Date/Time: 2/3/2012 09:00
Receive Date: 2/3/2012 15:40

PROFILE II

Parameter	Method	Results	Units	Reporting Limit	Date Analyzed
Scandium	EPA 200.7	<0.10	mg/L	0.10	2/9/2012
Silver	EPA 200.7	<0.0050	mg/L	0.0050	2/9/2012
Sodium	EPA 200.7	0.72	mg/L	0.50	2/9/2012
Strontium	EPA 200.7	0.39	mg/L	0.10	2/9/2012
Tin	EPA 200.7	<0.10	mg/L	0.10	2/9/2012
Titanium	EPA 200.7	<0.10	mg/L	0.10	2/9/2012
Vanadium	EPA 200.7	<0.010	mg/L	0.010	2/9/2012
Zinc	EPA 200.7	<0.010	mg/L	0.010	2/9/2012
Mercury	EPA 200.8	<0.00010	mg/L	0.00010	2/9/2012
Antimony	EPA 200.8	<0.0025	mg/L	0.0025	2/9/2012
Arsenic	EPA 200.8	<0.0050	mg/L	0.0050	2/10/2012
Lead	EPA 200.8	<0.0025	mg/L	0.0025	2/9/2012
Selenium	EPA 200.8	<0.0050	mg/L	0.0050	2/10/2012
Thallium	EPA 200.8	<0.0010	mg/L	0.0010	2/9/2012
Uranium	EPA 200.8	0.017	mg/L	0.010	2/9/2012
Anions	Calculation	2.49	meq/L	0.10	
Cations	Calculation	2.21	meq/L	0.10	
Error	Calculation	5.8	%	1.0	

Western Environmental Testing Laboratory
QC Report

QCBatchID	QCType	Parameter	Method	Result	Units
QC12020142	Blank 1	Fluoride	EPA 300.0	<0.10	mg/L
QC12020142	Blank 2	Fluoride	EPA 300.0	<0.10	mg/L
QC12020142	Blank 3	Fluoride	EPA 300.0	<0.10	mg/L
QC12020150	Blank 1	Chloride	EPA 300.0	<1.0	mg/L
QC12020150	Blank 2	Chloride	EPA 300.0	<1.0	mg/L
QC12020150	Blank 3	Chloride	EPA 300.0	<1.0	mg/L
QC12020154	Blank 1	Nitrite Nitrogen	EPA 300.0	<0.025	mg/L
QC12020154	Blank 2	Nitrite Nitrogen	EPA 300.0	<0.025	mg/L
QC12020154	Blank 3	Nitrite Nitrogen	EPA 300.0	<0.025	mg/L
QC12020159	Blank 1	Nitrate Nitrogen	EPA 300.0	<1.0	mg/L
QC12020159	Blank 2	Nitrate Nitrogen	EPA 300.0	<1.0	mg/L
QC12020159	Blank 3	Nitrate Nitrogen	EPA 300.0	<1.0	mg/L
QC12020163	Blank 1	Sulfate	EPA 300.0	<1.0	mg/L
QC12020163	Blank 2	Sulfate	EPA 300.0	<1.0	mg/L
QC12020163	Blank 3	Sulfate	EPA 300.0	<1.0	mg/L
QC12020239	Blank 1	Total Dissolved Solids (TDS)	SM 2540C	<10	mg/L
QC12020239	Blank 2	Total Dissolved Solids (TDS)	SM 2540C	<10	mg/L
QC12020287	Blank 1	Mercury	EPA 200.8	<0.00010	mg/L
		Antimony	EPA 200.8	<0.0025	mg/L
		Arsenic	EPA 200.8	<0.0050	mg/L
		Lead	EPA 200.8	<0.0025	mg/L
		Selenium	EPA 200.8	<0.0050	mg/L
		Thallium	EPA 200.8	<0.0010	mg/L
		Uranium	EPA 200.8	<0.010	mg/L
QC12020305	Blank 1	Aluminum	EPA 200.7	<0.045	mg/L
		Barium	EPA 200.7	<0.010	mg/L
		Beryllium	EPA 200.7	<0.0010	mg/L
		Bismuth	EPA 200.7	<0.10	mg/L
		Boron	EPA 200.7	<0.100	mg/L
		Cadmium	EPA 200.7	<0.0010	mg/L
		Calcium	EPA 200.7	<0.50	mg/L
		Chromium	EPA 200.7	<0.0050	mg/L
		Cobalt	EPA 200.7	<0.010	mg/L
		Copper	EPA 200.7	<0.050	mg/L
		Gallium	EPA 200.7	<0.10	mg/L
		Iron	EPA 200.7	<0.010	mg/L
		Lithium	EPA 200.7	<0.10	mg/L
		Magnesium	EPA 200.7	<0.50	mg/L
		Manganese	EPA 200.7	<0.0050	mg/L
		Molybdenum	EPA 200.7	<0.010	mg/L
		Nickel	EPA 200.7	<0.010	mg/L
		Phosphorus	EPA 200.7	<0.50	mg/L
		Potassium	EPA 200.7	<0.50	mg/L
		Scandium	EPA 200.7	<0.10	mg/L
		Silver	EPA 200.7	<0.0050	mg/L
		Sodium	EPA 200.7	<0.50	mg/L
		Strontium	EPA 200.7	<0.10	mg/L
		Tin	EPA 200.7	<0.10	mg/L
		Titanium	EPA 200.7	<0.10	mg/L
		Vanadium	EPA 200.7	<0.010	mg/L

QCBatchID	QCType	Parameter	Method	Result	Units
		Zinc	EPA 200.7	<0.010	mg/L

QCBatchID	QCType	Parameter	Method	Result	Actual	% Recovery	Units
QC12020130	LCS 1	pH	SM 4500-H+ B	7.02	7.00	100	pH Units
QC12020130	LCS 2	pH	SM 4500-H+ B	7.02	7.00	100	pH Units
QC12020132	LCS 1	Alkalinity	SM 2320B	101	100	101	mg/L
QC12020132	LCS 2	Alkalinity	SM 2320B	100	100	100	mg/L
QC12020142	LCS 1	Fluoride	EPA 300.0	1.89	2.00	94	mg/L
QC12020150	LCS 1	Chloride	EPA 300.0	10.0	10.0	100	mg/L
QC12020154	LCS 1	Nitrite Nitrogen	EPA 300.0	0.472	0.500	94	mg/L
QC12020154	LCS 2	Nitrite Nitrogen	EPA 300.0		0.500		mg/L
QC12020159	LCS 1	Nitrate Nitrogen	EPA 300.0	2.03	2.00	101	mg/L
QC12020163	LCS 1	Sulfate	EPA 300.0	22.8	25.0	91	mg/L
QC12020239	LCS 1	Total Dissolved Solids (TDS)	SM 2540C	144	150	96	mg/L
QC12020239	LCS 2	Total Dissolved Solids (TDS)	SM 2540C	136	150	91	mg/L
QC12020287	LCS 1	Mercury	EPA 200.8	0.000861	0.001	86	mg/L
		Antimony	EPA 200.8	0.0089	0.010	89	mg/L
		Arsenic	EPA 200.8	0.0471	0.050	94	mg/L
		Lead	EPA 200.8	0.0090	0.010	90	mg/L
		Selenium	EPA 200.8	0.0437	0.050	87	mg/L
		Thallium	EPA 200.8	0.0090	0.010	90	mg/L
		Uranium	EPA 200.8	<0.0100	0.010	90	mg/L
QC12020305	LCS 1	Aluminum	EPA 200.7	0.953	1.00	95	mg/L
		Barium	EPA 200.7	0.933	1.00	93	mg/L
		Beryllium	EPA 200.7	0.943	1.00	94	mg/L
		Bismuth	EPA 200.7	0.906	1.00	91	mg/L
		Boron	EPA 200.7	0.904	1.00	90	mg/L
		Cadmium	EPA 200.7	0.924	1.00	92	mg/L
		Calcium	EPA 200.7	9.43	10.0	94	mg/L
		Chromium	EPA 200.7	0.927	1.00	93	mg/L
		Cobalt	EPA 200.7	0.934	1.00	93	mg/L
		Copper	EPA 200.7	4.59	5.00	92	mg/L
		Gallium	EPA 200.7	0.980	1.00	98	mg/L
		Iron	EPA 200.7	0.947	1.00	95	mg/L
		Lithium	EPA 200.7	0.937	1.00	94	mg/L
		Magnesium	EPA 200.7	9.21	10.0	92	mg/L
		Manganese	EPA 200.7	0.932	1.00	93	mg/L
		Molybdenum	EPA 200.7	0.918	1.00	92	mg/L
		Nickel	EPA 200.7	4.64	5.00	93	mg/L
		Phosphorus	EPA 200.7	4.62	5.00	92	mg/L
		Potassium	EPA 200.7	10.2	10.0	102	mg/L
		Scandium	EPA 200.7	0.944	1.00	94	mg/L
		Silver	EPA 200.7	0.082	0.090	92	mg/L
		Sodium	EPA 200.7	10.1	10.0	101	mg/L
		Strontium	EPA 200.7	0.958	1.00	96	mg/L
		Tin	EPA 200.7	0.902	1.00	90	mg/L
		Titanium	EPA 200.7	0.924	1.00	92	mg/L
		Vanadium	EPA 200.7	0.923	1.00	92	mg/L
		Zinc	EPA 200.7	0.932	1.00	93	mg/L

QCBatchID	QCType	Parameter	Method	Duplicate Sample	Sample Result	Duplicate Result	Units	RPD
QC12020130	Duplicate	pH	SM 4500-H+ B	1202057-001	7.78	7.81	pH Units	<1%
QC12020130	Duplicate	pH	SM 4500-H+ B	1202063-001	8.14	8.15	pH Units	<1%
QC12020130	Duplicate	pH	SM 4500-H+ B	1202065-002	8.36	8.42	pH Units	1 %

QCBatchID	QCType	Parameter	Method	Duplicate Sample	Sample Result	Duplicate Result	Units	RPD
QC12020130	Duplicate	pH	SM 4500-H+ B	1202069-001	6.62	6.70	pH Units	1 %
QC12020130	Duplicate	pH	SM 4500-H+ B	1202069-011	6.25	6.25	pH Units	<1%
QC12020132	Duplicate	Bicarbonate (HCO3)	SM 2320B	1202057-001	176	176	mg/L	<1%
		Carbonate (CO3)	SM 2320B	1202057-001	<1.000	<1.000	mg/L	<1%
		Hydroxide (OH)	SM 2320B	1202057-001	<1.000	<1.000	mg/L	<1%
		Total Alkalinity	SM 2320B	1202057-001	144	144	mg/L as CaCO3	<1%
QC12020132	Duplicate	Bicarbonate (HCO3)	SM 2320B	1202063-001	151	150	mg/L	1 %
		Carbonate (CO3)	SM 2320B	1202063-001	<1.000	<1.000	mg/L	<1%
		Hydroxide (OH)	SM 2320B	1202063-001	<1.000	<1.000	mg/L	<1%
		Total Alkalinity	SM 2320B	1202063-001	124	123	mg/L as CaCO3	1 %
QC12020132	Duplicate	Bicarbonate (HCO3)	SM 2320B	1202065-002	121	119	mg/L	2 %
		Carbonate (CO3)	SM 2320B	1202065-002	2.53	3.92	mg/L	43 %
		Hydroxide (OH)	SM 2320B	1202065-002	<1.000	<1.000	mg/L	<1%
		Total Alkalinity	SM 2320B	1202065-002	104	104	mg/L as CaCO3	1 %
QC12020132	Duplicate	Bicarbonate (HCO3)	SM 2320B	1202069-001	7.80	8.05	mg/L	3 %
		Carbonate (CO3)	SM 2320B	1202069-001	<1.000	<1.000	mg/L	<1%
		Hydroxide (OH)	SM 2320B	1202069-001	<1.000	<1.000	mg/L	<1%
		Total Alkalinity	SM 2320B	1202069-001	6.40	6.60	mg/L as CaCO3	3 %
QC12020132	Duplicate	Bicarbonate (HCO3)	SM 2320B	1202069-011	2.39	2.18	mg/L	9 %
		Carbonate (CO3)	SM 2320B	1202069-011	<1.000	<1.000	mg/L	<1%
		Hydroxide (OH)	SM 2320B	1202069-011	<1.000	<1.000	mg/L	<1%
		Total Alkalinity	SM 2320B	1202069-011	1.96	1.79	mg/L as CaCO3	9 %
QC12020239	Duplicate	Total Dissolved Solids (TDS)	SM 2540C	1202041-001	38.0	33.0	mg/L	14 %
QC12020239	Duplicate	Total Dissolved Solids (TDS)	SM 2540C	1202041-011	<10.0	15.0	mg/L	40 %
QC12020239	Duplicate	Total Dissolved Solids (TDS)	SM 2540C	1202062-005	425	426	mg/L	<1%
QC12020239	Duplicate	Total Dissolved Solids (TDS)	SM 2540C	1202065-007	397	406	mg/L	2 %

QCBatchID	QCType	Parameter	Method	Spike Sample	Sample Result		MS Result	MSD Result	Spike Value	Units	MS % Rec.	MSD % Rec.	RPD
QC12020142	MS 1	Fluoride	EPA 300.0	1201217-072	<0.100		1.89	1.90	2.00	mg/L	93	93	1 %
QC12020142	MS 2	Fluoride	EPA 300.0	1202066-001	1.95	M	3.50	4.15	2.00	mg/L	NC	NC	NC
QC12020150	MS 1	Chloride	EPA 300.0	1201217-072	2.65		7.87	7.81	5.00	mg/L	104	103	1 %
QC12020150	MS 2	Chloride	EPA 300.0	1202066-001	<1.000		5.37	5.38	5.00	mg/L	106	106	<1%
QC12020154	MS 1	Nitrite Nitrogen	EPA 300.0	1202042-008	<0.025		0.537	0.552	0.500	mg/L	106	109	3 %
QC12020154	MS 2	Nitrite Nitrogen	EPA 300.0	1202066-001	<0.025		0.542	0.539	0.500	mg/L	107	107	1 %
QC12020159	MS 1	Nitrate Nitrogen	EPA 300.0	1202063-002	<1.000		20.7	20.7	2.00	mg/L	102	102	<1%
QC12020159	MS 2	Nitrate Nitrogen	EPA 300.0	1202066-001	<1.000		2.21	2.13	2.00	mg/L	108	104	4 %
QC12020163	MS 1	Sulfate	EPA 300.0	1201217-072	111	SC	115	114	10.0	mg/L	NC	NC	NC
QC12020163	MS 2	Sulfate	EPA 300.0	1202066-001	48.6		56.6	56.7	10.0	mg/L	81	81	<1%
QC12020287	MS 1	Mercury	EPA 200.8	1202075-010	<0.00010		0.000788	0.000773	0.001	mg/L	79	77	2 %
		Antimony	EPA 200.8	1202075-010	<0.0025		0.0093	0.0092	0.010	mg/L	92	92	1 %
		Arsenic	EPA 200.8	1202075-010	0.0059		0.0586	0.0577	0.050	mg/L	105	104	2 %
		Lead	EPA 200.8	1202075-010	<0.0025		0.0085	0.0085	0.010	mg/L	84	83	<1%
		Selenium	EPA 200.8	1202075-010	<0.0050		0.0480	0.0468	0.050	mg/L	92	90	3 %
		Thallium	EPA 200.8	1202075-010	<0.0010		0.0081	0.0081	0.010	mg/L	81	81	<1%
		Uranium	EPA 200.8	1202075-010	0.0153		0.0250	0.0244	0.010	mg/L	97	91	2 %
QC12020305	MS 1	Aluminum	EPA 200.7	1202075-010	0.047		1.08	1.09	1.00	mg/L	103	104	1 %
		Barium	EPA 200.7	1202075-010	0.038		0.950	0.985	1.00	mg/L	91	95	4 %
		Beryllium	EPA 200.7	1202075-010	<0.001		0.932	0.937	1.00	mg/L	93	94	1 %

QCBatchID	QCType	Parameter	Method	Spike Sample	Sample Result		MS Result	MSD Result	Spike Value	Units	MS % Rec.	MSD % Rec.	RPD
		Bismuth	EPA 200.7	1202075-010	<0.100		0.928	0.921	1.00	mg/L	93	92	1 %
		Boron	EPA 200.7	1202075-010	0.559		1.52	1.53	1.00	mg/L	96	97	1 %
		Cadmium	EPA 200.7	1202075-010	<0.001		0.895	0.931	1.00	mg/L	90	93	4 %
		Calcium	EPA 200.7	1202075-010	118	SC	131	133	10.0	mg/L	NC	NC	NC
		Chromium	EPA 200.7	1202075-010	<0.005		0.911	0.953	1.00	mg/L	91	95	5 %
		Cobalt	EPA 200.7	1202075-010	<0.010		0.932	0.897	1.00	mg/L	93	90	4 %
		Copper	EPA 200.7	1202075-010	<0.050		4.51	4.54	5.00	mg/L	90	91	1 %
		Gallium	EPA 200.7	1202075-010	<0.100		1.04	1.04	1.00	mg/L	104	104	<1%
		Iron	EPA 200.7	1202075-010	0.023		0.932	0.929	1.00	mg/L	91	91	<1%
		Lithium	EPA 200.7	1202075-010	<0.100		1.30	1.30	1.00	mg/L	127	127	<1%
		Magnesium	EPA 200.7	1202075-010	29.3		38.3	38.4	10.0	mg/L	90	91	<1%
		Manganese	EPA 200.7	1202075-010	<0.005		0.874	0.872	1.00	mg/L	90	90	<1%
		Molybdenum	EPA 200.7	1202075-010	<0.010		0.919	0.900	1.00	mg/L	91	90	2 %
		Nickel	EPA 200.7	1202075-010	<0.010		4.28	4.27	5.00	mg/L	86	85	<1%
		Phosphorus	EPA 200.7	1202075-010	<0.500		4.96	4.85	5.00	mg/L	98	96	2 %
		Potassium	EPA 200.7	1202075-010	6.89	M	22.1	22.2	10.0	mg/L	NC	NC	NC
		Scandium	EPA 200.7	1202075-010	<0.100		0.936	0.942	1.00	mg/L	94	94	1 %
		Silver	EPA 200.7	1202075-010	<0.005		0.086	0.084	0.090	mg/L	95	91	2 %
		Sodium	EPA 200.7	1202075-010	114	SC	130	136	10.0	mg/L	NC	NC	NC
		Strontium	EPA 200.7	1202075-010	0.885		1.80	1.82	1.00	mg/L	92	94	1 %
		Tin	EPA 200.7	1202075-010	<0.100		0.870	0.864	1.00	mg/L	91	90	1 %
		Titanium	EPA 200.7	1202075-010	<0.100		0.912	0.927	1.00	mg/L	91	93	2 %
		Vanadium	EPA 200.7	1202075-010	0.038		0.948	0.951	1.00	mg/L	91	91	<1%
		Zinc	EPA 200.7	1202075-010	0.012		0.914	0.884	1.00	mg/L	90	87	3 %

WETLAB
WESTERN ENVIRONMENTAL TESTING LABORATORY
Specializing in Soil, Hazardous Waste and Water Analysis.
475 E. Greg Street #119 | Sparks, Nevada 89431
tel (775) 355-0202 | fax (775) 355-0817 | www.WETLaboratory.com

Lab Number 1202066
Report Due Date: 02/17/2012
Page 1 of 1

Client	McClelland Laboratories, Inc.
Address	1016 Greg Street
City, State & Zip	Sparks, NV 89431
Contact	Gene McClelland
Phone	775-356-1300
Collector's Name	Robert
Fax	775-356-8917
Project Name	
P.O. Number	
Project Number	3438-01
Email	mli@mettest.com

Turnaround Time
Standard ____ 5-Day ____ Other ____

Billing Address (if different than Client Address):
Company SAME
Address
City, State & Zip
Contact
Phone
Fax
Email

Additional Information

Fax Results	Y	N	To: Client	Billing
Email Results	Y	N	To: Client	Billing
Compliance Monitoring	Y	N		
Fax Results to State EPA	Y	N		

Sample Type Codes

DW = Drinking Water
WW = Wastewater
SW = Surface Water
MW = Monitoring Well
SD = Solid
SO = Soil
HW = Hazardous Waste
OTHER: ____

Analyses Requested

SAMPLE ID/LOCATION		DATE	TIME	SAMPLE TYPE	NO. OF CONTAINERS	Profile II w/o WAD	Uranium									Spl. No.
Copper Flat	WK:20	02/03/12	9:00AM	WW	2	X	X									1

1202 1
066 1

COPY

Instructions/Comments/Special Requirements:

SAMPLE RECEIPT	DATE	TIME	Samples Relinquished By	Samples Received By
Temperature 19 °C	02/03	1540	A. Moreno	[signature]
Custody Seals Intact? Y N None				
Number of Containers 2				

WETLAB'S Standard Terms and Conditions apply unless written agreements specify otherwise. Payment terms are Net 30.

To the maximum extent permitted by law, the Client agrees to limit the liability of WETLAB for the Client's damages to the total compesation received, unless other agreements are made in writing. This limitation shall apply regardless of the cause of action or legal theory pled or asserted.

301.2E

WETLAB
WESTERN ENVIRONMENTAL
TESTING LABORATORY

475 E. Greg Street #119 | Sparks, Nevada 89431 | tel (775) 355-0202 | fax (775) 355-0817 | www.WETLaboratory.com

1/19/2012

McClelland Laboratory
1016 Greg Street
Sparks, NV 89431
Attn: Gene McClelland

OrderID: *1201095*

Dear: Gene McClelland

This is to transmit the attached analytical report. The analytical data and information contained therein was generated using specified or selected methods contained in references, such as Standard Methods for the Examination of Water and Wastewater, 18th & 19th editions, Methods for Determination of Organic Compounds in Drinking Water, EPA-600/4-79-020, and Test Methods for Evaluation of Solid Waste, Physical/Chemical Methods (SW846) Third Edition.

The samples were received by WETLAB-Western Environmental Testing Laboratory in good condition on 1/6/2012. Additional comments are located on page 2 of this report.

If you should have any questions or comments regarding this report, please do not hesitate to call.

Sincerely,

Andy Smith
QA Manager

Western Environmental Testing Laboratory
Report Comments

McClelland Laboratory - 1201095

General Comments

None

Specific Comments

None

Data Qualifier Legend

B – Blank contamination; Analyte detected above the method reporting limit in an associated blank

HT – Sample held beyond the accepted holding time

J – The reported value is between the laboratory method detection limit and the laboratory practical quantitation limit

M – Reported value is estimated; The sample matrix interfered with the analysis

N – There was insufficient sample available to perform a spike and/or duplicate on this analytical batch.

NC – Not calculated due to matrix interference

Q – Reported value is estimated; The value failed to meet QC criteria for either precision or accuracy

SC – Spike recovery not calculated. Sample concentration >4X the spike amount; therefore, the spike could not be adequately recovered.

Western Environmental Testing Laboratory
Analytical Report

McClelland Laboratory
1016 Greg Street
Sparks, NV 89431
Attn: Gene McClelland
Phone: (775) 356-1300 **Fax:** (775) 356-8917
PO\Project: *3438-01*

Date Printed: 1/19/2012
OrderID: *1201095*

Customer Sample ID: Copper Flat
WETLAB Sample ID: 1201095-001

Collect Date/Time: 1/6/2012 09:00
Receive Date: 1/6/2012 15:35

PROFILE II

Parameter	Method	Results	Units	Reporting Limit	Date Analyzed
pH	SM 4500-H+ B	7.88	pH Units		1/6/2012
Bicarbonate (HCO3)	SM 2320B	82	mg/L	1.0	1/6/2012
Carbonate (CO3)	SM 2320B	<1.0	mg/L	1.0	1/6/2012
Hydroxide (OH)	SM 2320B	<1.0	mg/L	1.0	1/6/2012
Total Alkalinity	SM 2320B	67	mg/L as CaCO3	1.0	1/6/2012
Chloride	EPA 300.0	<1.00	mg/L	1.00	1/7/2012
Fluoride	EPA 300.0	1.8	mg/L	0.10	1/7/2012
Sulfate	EPA 300.0	55	mg/L	1.0	1/7/2012
Nitrate Nitrogen	EPA 300.0	<1.0	mg/L	1.0	1/7/2012
Nitrite Nitrogen	EPA 300.0	<0.025	mg/L	0.025	1/7/2012
Total Dissolved Solids (TDS)	SM 2540C	160	mg/L	10	1/10/2012
Aluminum	EPA 200.7	<0.045	mg/L	0.045	1/11/2012
Barium	EPA 200.7	0.070	mg/L	0.010	1/11/2012
Beryllium	EPA 200.7	<0.0010	mg/L	0.0010	1/11/2012
Bismuth	EPA 200.7	<0.10	mg/L	0.10	1/11/2012
Boron	EPA 200.7	<0.10	mg/L	0.10	1/11/2012
Cadmium	EPA 200.7	<0.0010	mg/L	0.0010	1/11/2012
Calcium	EPA 200.7	40	mg/L	0.50	1/11/2012
Chromium	EPA 200.7	<0.0050	mg/L	0.0050	1/11/2012
Cobalt	EPA 200.7	<0.010	mg/L	0.010	1/11/2012
Copper	EPA 200.7	<0.050	mg/L	0.050	1/11/2012
Gallium	EPA 200.7	<0.10	mg/L	0.10	1/11/2012
Iron	EPA 200.7	<0.010	mg/L	0.010	1/11/2012
Lithium	EPA 200.7	<0.10	mg/L	0.10	1/11/2012
Magnesium	EPA 200.7	7.2	mg/L	0.50	1/11/2012
Manganese	EPA 200.7	0.052	mg/L	0.0050	1/11/2012
Molybdenum	EPA 200.7	0.019	mg/L	0.010	1/11/2012
Nickel	EPA 200.7	<0.010	mg/L	0.010	1/11/2012
Phosphorus	EPA 200.7	<0.50	mg/L	0.50	1/11/2012
Potassium	EPA 200.7	4.2	mg/L	0.50	1/11/2012

Customer Sample ID: Copper Flat
WETLAB Sample ID: 1201095-001

Collect Date/Time: 1/6/2012 09:00
Receive Date: 1/6/2012 15:35

PROFILE II

Parameter	Method	Results	Units	Reporting Limit	Date Analyzed
Scandium	EPA 200.7	<0.10	mg/L	0.10	1/11/2012
Silver	EPA 200.7	<0.0050	mg/L	0.0050	1/11/2012
Sodium	EPA 200.7	1.0	mg/L	0.50	1/11/2012
Strontium	EPA 200.7	0.46	mg/L	0.10	1/11/2012
Tin	EPA 200.7	<0.10	mg/L	0.10	1/11/2012
Titanium	EPA 200.7	<0.10	mg/L	0.10	1/11/2012
Vanadium	EPA 200.7	<0.010	mg/L	0.010	1/11/2012
Zinc	EPA 200.7	<0.010	mg/L	0.010	1/11/2012
Mercury	EPA 200.8	<0.00010	mg/L	0.00010	1/10/2012
Antimony	EPA 200.8	<0.0025	mg/L	0.0025	1/10/2012
Arsenic	EPA 200.8	<0.0050	mg/L	0.0050	1/10/2012
Lead	EPA 200.8	<0.0025	mg/L	0.0025	1/10/2012
Selenium	EPA 200.8	<0.0050	mg/L	0.0050	1/10/2012
Thallium	EPA 200.8	<0.0010	mg/L	0.0010	1/10/2012
Uranium	EPA 200.8	0.020	mg/L	0.010	1/10/2012
Anions	Calculation	2.58	meq/L	0.10	
Cations	Calculation	2.74	meq/L	0.10	
Error	Calculation	3.0	%	1.0	

Western Environmental Testing Laboratory
QC Report

QCBatchID	QCType	Parameter	Method	Result	Units
QC12010189	Blank 1	Fluoride	EPA 300.0	<0.10	mg/L
QC12010189	Blank 2	Fluoride	EPA 300.0	<0.10	mg/L
QC12010189	Blank 3	Fluoride	EPA 300.0	<0.10	mg/L
QC12010192	Blank 1	Chloride	EPA 300.0	<1.0	mg/L
QC12010192	Blank 2	Chloride	EPA 300.0	<1.0	mg/L
QC12010192	Blank 3	Chloride	EPA 300.0	<1.0	mg/L
QC12010194	Blank 1	Nitrite Nitrogen	EPA 300.0	<0.025	mg/L
QC12010194	Blank 2	Nitrite Nitrogen	EPA 300.0	<0.025	mg/L
QC12010194	Blank 3	Nitrite Nitrogen	EPA 300.0	<0.025	mg/L
QC12010198	Blank 1	Nitrate Nitrogen	EPA 300.0	<1.0	mg/L
QC12010198	Blank 2	Nitrate Nitrogen	EPA 300.0	<1.0	mg/L
QC12010198	Blank 3	Nitrate Nitrogen	EPA 300.0	<1.0	mg/L
QC12010202	Blank 1	Sulfate	EPA 300.0	<1.0	mg/L
QC12010202	Blank 2	Sulfate	EPA 300.0	<1.0	mg/L
QC12010202	Blank 3	Sulfate	EPA 300.0	<1.0	mg/L
QC12010294	Blank 1	Mercury	EPA 200.8	<0.00010	mg/L
		Antimony	EPA 200.8	<0.0025	mg/L
		Arsenic	EPA 200.8	<0.0050	mg/L
		Lead	EPA 200.8	<0.0025	mg/L
		Selenium	EPA 200.8	<0.0050	mg/L
		Thallium	EPA 200.8	<0.0010	mg/L
		Uranium	EPA 200.8	<0.010	mg/L
QC12010303	Blank 1	Aluminum	EPA 200.7	<0.045	mg/L
		Barium	EPA 200.7	<0.010	mg/L
		Beryllium	EPA 200.7	<0.0010	mg/L
		Bismuth	EPA 200.7	<0.10	mg/L
		Boron	EPA 200.7	<0.10	mg/L
		Cadmium	EPA 200.7	<0.0010	mg/L
		Calcium	EPA 200.7	<0.50	mg/L
		Chromium	EPA 200.7	<0.0050	mg/L
		Cobalt	EPA 200.7	<0.010	mg/L
		Copper	EPA 200.7	<0.050	mg/L
		Gallium	EPA 200.7	<0.10	mg/L
		Iron	EPA 200.7	<0.010	mg/L
		Lithium	EPA 200.7	<0.10	mg/L
		Magnesium	EPA 200.7	<0.50	mg/L
		Manganese	EPA 200.7	<0.0050	mg/L
		Molybdenum	EPA 200.7	<0.010	mg/L
		Nickel	EPA 200.7	<0.010	mg/L
		Phosphorus	EPA 200.7	<0.50	mg/L
		Potassium	EPA 200.7	<0.50	mg/L
		Scandium	EPA 200.7	<0.10	mg/L
		Silver	EPA 200.7	<0.0050	mg/L
		Sodium	EPA 200.7	<0.50	mg/L
		Strontium	EPA 200.7	<0.10	mg/L
		Tin	EPA 200.7	<0.10	mg/L
		Titanium	EPA 200.7	<0.10	mg/L
		Vanadium	EPA 200.7	<0.010	mg/L
		Zinc	EPA 200.7	<0.010	mg/L
QC12010345	Blank 1	Total Dissolved Solids (TDS)	SM 2540C	10000	mg/L

QCBatchID	QCType	Parameter	Method	Result	Actual	% Recovery	Units
QC12010175	LCS 1	pH	SM 4500-H+ B	7.02	7.00	100	pH Units
QC12010175	LCS 2	pH	SM 4500-H+ B	7.02	7.00	100	pH Units
QC12010178	LCS 1	Alkalinity	SM 2320B	100	100	100	mg/L
QC12010178	LCS 2	Alkalinity	SM 2320B	100.0	100	100	mg/L
QC12010189	LCS 1	Fluoride	EPA 300.0	1.86	2.00	93	mg/L
QC12010192	LCS 1	Chloride	EPA 300.0	10.4	10.0	104	mg/L
QC12010194	LCS 1	Nitrite Nitrogen	EPA 300.0	0.484	0.500	97	mg/L
QC12010198	LCS 1	Nitrate Nitrogen	EPA 300.0	2.03	2.00	102	mg/L
QC12010202	LCS 1	Sulfate	EPA 300.0	22.5	25.0	90	mg/L
QC12010294	LCS 1	Mercury	EPA 200.8	0.000906	0.001	91	mg/L
		Antimony	EPA 200.8	0.0096	0.010	96	mg/L
		Arsenic	EPA 200.8	0.0466	0.050	93	mg/L
		Lead	EPA 200.8	0.0096	0.010	96	mg/L
		Selenium	EPA 200.8	0.0442	0.050	88	mg/L
		Thallium	EPA 200.8	0.0093	0.010	93	mg/L
		Uranium	EPA 200.8	<0.0100	0.010	90	mg/L
QC12010303	LCS 1	Aluminum	EPA 200.7	0.922	1.00	92	mg/L
		Barium	EPA 200.7	0.963	1.00	96	mg/L
		Beryllium	EPA 200.7	0.975	1.00	98	mg/L
		Bismuth	EPA 200.7	0.999	1.00	100	mg/L
		Boron	EPA 200.7	0.945	1.00	94	mg/L
		Cadmium	EPA 200.7	0.995	1.00	100	mg/L
		Calcium	EPA 200.7	10.1	10.0	101	mg/L
		Chromium	EPA 200.7	0.945	1.00	94	mg/L
		Cobalt	EPA 200.7	0.979	1.00	98	mg/L
		Copper	EPA 200.7	4.65	5.00	93	mg/L
		Gallium	EPA 200.7	0.945	1.00	94	mg/L
		Iron	EPA 200.7	0.993	1.00	99	mg/L
		Lithium	EPA 200.7	0.971	1.00	97	mg/L
		Magnesium	EPA 200.7	10.1	10.0	101	mg/L
		Manganese	EPA 200.7	0.957	1.00	96	mg/L
		Molybdenum	EPA 200.7	0.963	1.00	96	mg/L
		Nickel	EPA 200.7	4.90	5.00	98	mg/L
		Phosphorus	EPA 200.7	4.97	5.00	99	mg/L
		Potassium	EPA 200.7	9.94	10.0	99	mg/L
		Scandium	EPA 200.7	0.944	1.00	94	mg/L
		Silver	EPA 200.7	0.086	0.090	96	mg/L
		Sodium	EPA 200.7	9.98	10.0	100	mg/L
		Strontium	EPA 200.7	0.985	1.00	98	mg/L
		Tin	EPA 200.7	0.959	1.00	96	mg/L
		Titanium	EPA 200.7	0.978	1.00	98	mg/L
		Vanadium	EPA 200.7	0.957	1.00	96	mg/L
		Zinc	EPA 200.7	1.03	1.00	103	mg/L
QC12010345	LCS 1	Total Dissolved Solids (TDS)	SM 2540C	160	150	107	mg/L

QCBatchID	QCType	Parameter	Method	Duplicate Sample	Sample Result	Duplicate Result	Units	RPD
QC12010175	Duplicate	pH	SM 4500-H+ B	1201083-001	7.69	7.74	pH Units	1 %
QC12010175	Duplicate	pH	SM 4500-H+ B	1201094-002	7.34	7.31	pH Units	<1%
QC12010175	Duplicate	pH	SM 4500-H+ B	1201098-001	4.90	4.90	pH Units	<1%
QC12010175	Duplicate	pH	SM 4500-H+ B	1201098-009	7.74	7.69	pH Units	1 %
QC12010178	Duplicate	Bicarbonate (HCO3)	SM 2320B	1201083-001	155	155	mg/L	<1%
		Carbonate (CO3)	SM 2320B	1201083-001	<1.000	<1.000	mg/L	<1%
		Hydroxide (OH)	SM 2320B	1201083-001	<1.000	<1.000	mg/L	<1%

QCBatchID	QCType	Parameter	Method	Duplicate Sample	Sample Result	Duplicate Result	Units	RPD
		Total Alkalinity	SM 2320B	1201083-001	127	127	mg/L as CaCO3	<1%
QC12010178	Duplicate	Bicarbonate (HCO3)	SM 2320B	1201094-002	28.1	26.1	mg/L	8 %
		Carbonate (CO3)	SM 2320B	1201094-002	<1.000	<1.000	mg/L	<1%
		Hydroxide (OH)	SM 2320B	1201094-002	<1.000	<1.000	mg/L	<1%
		Total Alkalinity	SM 2320B	1201094-002	23.0	21.4	mg/L as CaCO3	8 %
QC12010178	Duplicate	Bicarbonate (HCO3)	SM 2320B	1201098-001	<1.000	<1.000	mg/L	<1%
		Carbonate (CO3)	SM 2320B	1201098-001	<1.000	<1.000	mg/L	<1%
		Hydroxide (OH)	SM 2320B	1201098-001	<1.000	<1.000	mg/L	<1%
		Total Alkalinity	SM 2320B	1201098-001	<1.000	<1.000	mg/L as CaCO3	<1%
QC12010178	Duplicate	Bicarbonate (HCO3)	SM 2320B	1201098-009	47.1	46.7	mg/L	1 %
		Carbonate (CO3)	SM 2320B	1201098-009	<1.000	<1.000	mg/L	<1%
		Hydroxide (OH)	SM 2320B	1201098-009	<1.000	<1.000	mg/L	<1%
		Total Alkalinity	SM 2320B	1201098-009	38.6	38.3	mg/L as CaCO3	1 %
QC12010345	Duplicate	Total Dissolved Solids (TDS)	SM 2540C	1201094-001	42.0	44.0	mg/L	5 %
QC12010345	Duplicate	Total Dissolved Solids (TDS)	SM 2540C	1201101-001	709	713	mg/L	1 %

QCBatchID	QCType	Parameter	Method	Spike Sample	Sample Result		MS Result	MSD Result	Spike Value	Units	MS % Rec.	MSD % Rec.	RPD
QC12010189	MS 1	Fluoride	EPA 300.0	1201063-008	0.207		2.04	2.03	2.00	mg/L	92	91	<1%
QC12010189	MS 2	Fluoride	EPA 300.0	1201094-001	<0.100		2.00	1.93	2.00	mg/L	96	92	4 %
QC12010192	MS 1	Chloride	EPA 300.0	1201063-008	1.49		6.75	6.69	5.00	mg/L	105	104	1 %
QC12010192	MS 2	Chloride	EPA 300.0	1201094-001	1.13		6.40	6.36	5.00	mg/L	105	105	1 %
QC12010194	MS 1	Nitrite Nitrogen	EPA 300.0	1201071-001	<0.025		0.511	0.523	0.500	mg/L	102	105	2 %
QC12010194	MS 2	Nitrite Nitrogen	EPA 300.0	1201094-001	<0.025		0.551	0.548	0.500	mg/L	107	107	1 %
QC12010198	MS 1	Nitrate Nitrogen	EPA 300.0	1201063-008	<1.000		2.15	2.13	2.00	mg/L	105	104	1 %
QC12010198	MS 2	Nitrate Nitrogen	EPA 300.0	1201094-001	<1.000		2.14	2.12	2.00	mg/L	105	104	1 %
QC12010202	MS 1	Sulfate	EPA 300.0	1201063-008	32.6		41.2	41.1	10.0	mg/L	86	84	<1%
QC12010202	MS 2	Sulfate	EPA 300.0	1201044-048	69.1		78.4	79.0	10.0	mg/L	93	99	1 %
QC12010294	MS 1	Mercury	EPA 200.8	1201101-001	<0.00050	M	0.000699	0.000579	0.001	mg/L	NC	NC	NC
		Antimony	EPA 200.8	1201101-001	0.0288		0.0380	0.0385	0.010	mg/L	92	97	1 %
		Arsenic	EPA 200.8	1201101-001	0.0583		0.1005	0.0966	0.050	mg/L	84	77	4 %
		Lead	EPA 200.8	1201101-001	<0.0025		0.0101	0.0101	0.010	mg/L	100	100	<1%
		Selenium	EPA 200.8	1201101-001	<0.0250	M	<0.0250	<0.0250	0.050	mg/L	NC	NC	NC
		Thallium	EPA 200.8	1201101-001	<0.0010		0.0102	0.0102	0.010	mg/L	98	97	<1%
		Uranium	EPA 200.8	1201101-001	<0.0100		<0.0100	<0.0100	0.010	mg/L	94	92	#Erro
QC12010303	MS 1	Aluminum	EPA 200.7	1201101-001	0.325		1.22	1.20	1.00	mg/L	90	88	2 %
		Barium	EPA 200.7	1201101-001	0.054		1.01	1.00	1.00	mg/L	96	95	1 %
		Beryllium	EPA 200.7	1201101-001	0.003		1.01	1.00	1.00	mg/L	101	100	1 %
		Bismuth	EPA 200.7	1201101-001	<0.100		0.960	0.957	1.00	mg/L	97	96	<1%
		Boron	EPA 200.7	1201101-001	1.45		2.46	2.39	1.00	mg/L	101	94	3 %
		Cadmium	EPA 200.7	1201101-001	<0.001		0.977	0.976	1.00	mg/L	98	98	<1%
		Calcium	EPA 200.7	1201101-001	2.48		12.6	12.4	10.0	mg/L	101	99	2 %
		Chromium	EPA 200.7	1201101-001	<0.005		0.930	0.928	1.00	mg/L	93	93	<1%
		Cobalt	EPA 200.7	1201101-001	<0.010		0.975	0.975	1.00	mg/L	98	98	<1%
		Copper	EPA 200.7	1201101-001	<0.050		4.93	4.95	5.00	mg/L	99	99	<1%
		Gallium	EPA 200.7	1201101-001	<0.100		0.883	0.883	1.00	mg/L	87	87	<1%
		Iron	EPA 200.7	1201101-001	0.100		1.08	1.08	1.00	mg/L	98	98	<1%
		Lithium	EPA 200.7	1201101-001	3.31		4.34	4.27	1.00	mg/L	103	96	2 %
		Magnesium	EPA 200.7	1201101-001	<0.500		10.1	10.1	10.0	mg/L	100	100	<1%
		Manganese	EPA 200.7	1201101-001	<0.005		0.962	0.962	1.00	mg/L	96	96	<1%
		Molybdenum	EPA 200.7	1201101-001	0.031		0.996	0.990	1.00	mg/L	97	96	1 %
		Nickel	EPA 200.7	1201101-001	<0.010		4.81	4.80	5.00	mg/L	96	96	<1%

QCBatchID	QCType	Parameter	Method	Spike Sample	Sample Result		MS Result	MSD Result	Spike Value	Units	MS % Rec.	MSD % Rec.	RPD
		Phosphorus	EPA 200.7	1201101-001	<0.500		5.07	5.03	5.00	mg/L	99	98	1 %
		Potassium	EPA 200.7	1201101-001	21.8		33.0	32.2	10.0	mg/L	112	104	2 %
		Scandium	EPA 200.7	1201101-001	<0.100		0.953	0.942	1.00	mg/L	95	94	1 %
		Silver	EPA 200.7	1201101-001	<0.005		0.086	0.085	0.090	mg/L	96	94	1 %
		Sodium	EPA 200.7	1201101-001	135	SC	149	145	10.0	mg/L	NC	NC	NC
		Strontium	EPA 200.7	1201101-001	0.229		1.19	1.20	1.00	mg/L	96	97	1 %
		Tin	EPA 200.7	1201101-001	<0.100		0.961	0.954	1.00	mg/L	96	96	1 %
		Titanium	EPA 200.7	1201101-001	<0.100		0.978	0.980	1.00	mg/L	98	98	<1%
		Vanadium	EPA 200.7	1201101-001	<0.010		0.969	0.968	1.00	mg/L	97	97	<1%
		Zinc	EPA 200.7	1201101-001	<0.010		1.05	1.05	1.00	mg/L	105	105	<1%

WETLAB
WESTERN ENVIRONMENTAL TESTING LABORATORY
Specializing in Soil, Hazardous Waste and Water Analysis.
475 E. Greg Street #119 | Sparks, Nevada 89431
tel (775) 355-0202 | fax (775) 355-0817 | www.WETLaboratory.com

Lab Number 1201095
Report Due Date: 1/20/12
Page 1 of 1

Client McClelland Laboratories, Inc.
Address 1016 Greg Street
City, State & Zip Sparks, NV 89431
Contact Gene McClelland
Phone 775-356-1300
Collector's Name Robert
Fax 775-356-8917
Project Name
P.O. Number
Project Number 3438-01
Email mli@mettest.com

Billing Address (if different than Client Address):
Company SAME
Address
City, State & Zip
Contact
Phone
Fax
Email

Fax Results Y N To: Client Billing
Email Results Y N To: Client Billing
Compliance Monitoring Y N
Fax Results to State EPA Y N

DW = Drinking Water
WW = Wastewater
SW = Surface Water
MW = Monitoring Well
SD = Solid
SO = Soil
HW = Hazardous Waste
OTHER:

SAMPLE ID/LOCATION		DATE	TIME			Profile II w/o WAD	Uranium								Spl. No.
Copper Flat	WK:16	01/06/12	9:00AM	WW	2	X	X								1

1201 5
095 1

Instructions/Comments/Special Requirements:

SAMPLE RECEIPT	DATE	TIME	Sample Relinquished	Sample Received
Temperature 19 °C	1/6	15:35	[signature]	[signature]
Custody Seals Intact? Y N None				
Number of Containers 2				

WETLAB's Standard Terms and Conditions apply unless written agreement specifies [illegible]

To the maximum extent permitted by law, the Client agrees to limit the liability of WETLAB for the Client's damages to the total compensation received, unless other agreements are made in writing. This limitation shall apply regardless of the cause of action or legal theory pled or asserted.

COPY

301.2E

WETLAB
WESTERN ENVIRONMENTAL
TESTING LABORATORY

475 E. Greg Street #119 | Sparks, Nevada 89431 | tel (775) 355-0202 | fax (775) 355-0817 | www.WETLaboratory.com

12/23/2011

McClelland Laboratory
1016 Greg Street
Sparks, NV 89431
Attn: Gene McClelland

OrderID: *1112182*

Dear: Gene McClelland

This is to transmit the attached analytical report. The analytical data and information contained therein was generated using specified or selected methods contained in references, such as Standard Methods for the Examination of Water and Wastewater, 18th & 19th editions, Methods for Determination of Organic Compounds in Drinking Water, EPA-600/4-79-020, and Test Methods for Evaluation of Solid Waste, Physical/Chemical Methods (SW846) Third Edition.

The samples were received by WETLAB-Western Environmental Testing Laboratory in good condition on 12/9/2011. Additional comments are located on page 2 of this report.

If you should have any questions or comments regarding this report, please do not hesitate to call.

Sincerely,

Jennifer Diggs
QA Specialist

Western Environmental Testing Laboratory
Report Comments

McClelland Laboratory - 1112182

General Comments

None

Specific Comments

None

Data Qualifier Legend

B -- Blank contamination; Analyte detected above the method reporting limit in an associated blank

HT -- Sample held beyond the accepted holding time

J -- The reported value is between the laboratory method detection limit and the laboratory practical quantitation limit

M -- Reported value is estimated; The sample matrix interfered with the analysis

N -- There was insufficient sample available to perform a spike and/or duplicate on this analytical batch.

NC -- Not calculated due to matrix interference

Q -- Reported value is estimated; The value failed to meet QC criteria for either precision or accuracy

SC -- Spike recovery not calculated. Sample concentration >4X the spike amount; therefore, the spike could not be adequately recovered.

Western Environmental Testing Laboratory
Analytical Report

McClelland Laboratory
1016 Greg Street
Sparks, NV 89431
Attn: Gene McClelland
Phone: (775) 356-1300 **Fax:** (775) 356-8917
PO\Project: *3438-01*

Date Printed: 12/23/2011
OrderID: *1112182*

Customer Sample ID: Copper Flat WK:12
WETLAB Sample ID: 1112182-001

Collect Date/Time: 12/9/2011 09:00
Receive Date: 12/9/2011 15:15

PROFILE II

Parameter	Method	Results	Units	Reporting Limit	Date Analyzed
pH	SM 4500-H+ B	7.94	pH Units		12/9/2011
Bicarbonate (HCO3)	SM 2320B	86	mg/L	1.0	12/9/2011
Carbonate (CO3)	SM 2320B	<1.0	mg/L	1.0	12/9/2011
Hydroxide (OH)	SM 2320B	<1.0	mg/L	1.0	12/9/2011
Total Alkalinity	SM 2320B	70	mg/L as CaCO3	1.0	12/9/2011
Chloride	EPA 300.0	<1.00	mg/L	1.00	12/10/2011
Fluoride	EPA 300.0	1.7	mg/L	0.10	12/10/2011
Sulfate	EPA 300.0	53	mg/L	1.0	12/10/2011
Nitrate Nitrogen	EPA 300.0	<1.0	mg/L	1.0	12/10/2011
Nitrite Nitrogen	EPA 300.0	<0.025	mg/L	0.025	12/10/2011
Total Dissolved Solids (TDS)	SM 2540C	190	mg/L	10	12/13/2011
Aluminum	EPA 200.7	<0.045	mg/L	0.045	12/20/2011
Barium	EPA 200.7	0.068	mg/L	0.010	12/20/2011
Beryllium	EPA 200.7	<0.0010	mg/L	0.0010	12/20/2011
Bismuth	EPA 200.7	<0.10	mg/L	0.10	12/20/2011
Boron	EPA 200.7	<0.10	mg/L	0.10	12/20/2011
Cadmium	EPA 200.7	<0.0010	mg/L	0.0010	12/20/2011
Calcium	EPA 200.7	39	mg/L	0.50	12/20/2011
Chromium	EPA 200.7	<0.0050	mg/L	0.0050	12/20/2011
Cobalt	EPA 200.7	<0.010	mg/L	0.010	12/20/2011
Copper	EPA 200.7	<0.050	mg/L	0.050	12/20/2011
Gallium	EPA 200.7	<0.10	mg/L	0.10	12/20/2011
Iron	EPA 200.7	<0.010	mg/L	0.010	12/20/2011
Lithium	EPA 200.7	<0.10	mg/L	0.10	12/20/2011
Magnesium	EPA 200.7	6.7	mg/L	0.50	12/20/2011
Manganese	EPA 200.7	0.048	mg/L	0.0050	12/20/2011
Molybdenum	EPA 200.7	0.016	mg/L	0.010	12/20/2011
Nickel	EPA 200.7	<0.010	mg/L	0.010	12/20/2011
Phosphorus	EPA 200.7	<0.50	mg/L	0.50	12/20/2011
Potassium	EPA 200.7	5.0	mg/L	0.50	12/20/2011

Customer Sample ID: Copper Flat WK:12
WETLAB Sample ID: 1112182-001

Collect Date/Time: 12/9/2011 09:00
Receive Date: 12/9/2011 15:15

PROFILE II

Parameter	Method	Results	Units	Reporting Limit	Date Analyzed
Scandium	EPA 200.7	<0.10	mg/L	0.10	12/20/2011
Silver	EPA 200.7	<0.0050	mg/L	0.0050	12/20/2011
Sodium	EPA 200.7	0.89	mg/L	0.50	12/20/2011
Strontium	EPA 200.7	0.45	mg/L	0.10	12/20/2011
Tin	EPA 200.7	<0.10	mg/L	0.10	12/20/2011
Titanium	EPA 200.7	<0.10	mg/L	0.10	12/20/2011
Vanadium	EPA 200.7	<0.010	mg/L	0.010	12/20/2011
Zinc	EPA 200.7	<0.010	mg/L	0.010	12/20/2011
Mercury	EPA 200.8	<0.00010	mg/L	0.00010	12/21/2011
Antimony	EPA 200.8	<0.0025	mg/L	0.0025	12/21/2011
Arsenic	EPA 200.8	<0.0050	mg/L	0.0050	12/21/2011
Lead	EPA 200.8	<0.0025	mg/L	0.0025	12/21/2011
Selenium	EPA 200.8	<0.0050	mg/L	0.0050	12/21/2011
Thallium	EPA 200.8	<0.0010	mg/L	0.0010	12/21/2011
Uranium	EPA 200.8	0.025	mg/L	0.010	12/21/2011
Anions	Calculation	2.60	meq/L	0.10	
Cations	Calculation	2.67	meq/L	0.10	
Error	Calculation	1.2	%	1.0	

Western Environmental Testing Laboratory
QC Report

QCBatchID	QCType	Parameter	Method	Result	Units
QC11120358	Blank 1	Fluoride	EPA 300.0	<0.10	mg/L
QC11120358	Blank 2	Fluoride	EPA 300.0	<0.10	mg/L
QC11120361	Blank 1	Chloride	EPA 300.0	<1.0	mg/L
QC11120361	Blank 2	Chloride	EPA 300.0	<1.0	mg/L
QC11120363	Blank 1	Nitrite Nitrogen	EPA 300.0	<0.025	mg/L
QC11120363	Blank 2	Nitrite Nitrogen	EPA 300.0	<0.025	mg/L
QC11120363	Blank 3	Nitrite Nitrogen	EPA 300.0	<0.025	mg/L
QC11120365	Blank 1	Nitrate Nitrogen	EPA 300.0	<1.0	mg/L
QC11120365	Blank 2	Nitrate Nitrogen	EPA 300.0	<1.0	mg/L
QC11120365	Blank 3	Nitrate Nitrogen	EPA 300.0	<1.0	mg/L
QC11120367	Blank 1	Sulfate	EPA 300.0	<1.0	mg/L
QC11120367	Blank 2	Sulfate	EPA 300.0	<1.0	mg/L
QC11120367	Blank 3	Sulfate	EPA 300.0	<1.0	mg/L
QC11120462	Blank 1	Total Dissolved Solids (TDS)	SM 2540C	<10	mg/L
QC11120462	Blank 2	Total Dissolved Solids (TDS)	SM 2540C	<10	mg/L
QC11120554	Blank 1	Aluminum, Dissolved	EPA 200.7	<0.045	mg/L
		Barium, Dissolved	EPA 200.7	<0.010	mg/L
		Beryllium, Dissolved	EPA 200.7	<0.0010	mg/L
		Bismuth, Dissolved	EPA 200.7	<0.10	mg/L
		Boron, Dissolved	EPA 200.7	<0.10	mg/L
		Cadmium, Dissolved	EPA 200.7	<0.0010	mg/L
		Calcium, Dissolved	EPA 200.7	<0.50	mg/L
		Chromium, Dissolved	EPA 200.7	<0.0050	mg/L
		Cobalt, Dissolved	EPA 200.7	<0.010	mg/L
		Copper, Dissolved	EPA 200.7	<0.050	mg/L
		Gallium, Dissolved	EPA 200.7	<0.10	mg/L
		Iron, Dissolved	EPA 200.7	<0.010	mg/L
		Lithium, Dissolved	EPA 200.7	<0.10	mg/L
		Magnesium, Dissolved	EPA 200.7	<0.50	mg/L
		Manganese, Dissolved	EPA 200.7	<0.0050	mg/L
		Molybdenum, Dissolved	EPA 200.7	<0.010	mg/L
		Nickel, Dissolved	EPA 200.7	<0.010	mg/L
		Phosphorus, Dissolved	EPA 200.7	<0.50	mg/L
		Potassium, Dissolved	EPA 200.7	<0.50	mg/L
		Scandium, Dissolved	EPA 200.7	<0.10	mg/L
		Silver, Dissolved	EPA 200.7	<0.0050	mg/L
		Sodium, Dissolved	EPA 200.7	<0.50	mg/L
		Strontium, Dissolved	EPA 200.7	<0.10	mg/L
		Tin, Dissolved	EPA 200.7	<0.10	mg/L
		Titanium, Dissolved	EPA 200.7	<0.10	mg/L
		Vanadium, Dissolved	EPA 200.7	<0.010	mg/L
		Zinc, Dissolved	EPA 200.7	<0.0050	mg/L
QC11120629	Blank 1	Uranium, Dissolved	EPA 200.8	<0.010	mg/L
		Mercury, Dissolved	EPA 200.8	<0.00010	mg/L
		Antimony, Dissolved	EPA 200.8	<0.0025	mg/L
		Arsenic, Dissolved	EPA 200.8	<0.0050	mg/L
		Lead, Dissolved	EPA 200.8	<0.0025	mg/L
		Selenium, Dissolved	EPA 200.8	<0.0050	mg/L
		Thallium, Dissolved	EPA 200.8	<0.0010	mg/L

QCBatchID	QCType	Parameter	Method	Result	Actual	% Recovery	Units
QC11120327	LCS 1	pH	SM 4500-H+ B	7.00	7.00	100	pH Units
QC11120327	LCS 2	pH	SM 4500-H+ B	7.01	7.00	100	pH Units
QC11120327	LCS 3	pH	SM 4500-H+ B	7.01	7.00	100	pH Units
QC11120329	LCS 1	Alkalinity	SM 2320B	92.7	100	93	mg/L
QC11120329	LCS 2	Alkalinity	SM 2320B	93.0	100	93	mg/L
QC11120358	LCS 1	Fluoride	EPA 300.0	1.99	2.00	100	mg/L
QC11120361	LCS 1	Chloride	EPA 300.0	10.5	10.0	105	mg/L
QC11120363	LCS 1	Nitrite Nitrogen	EPA 300.0	0.458	0.500	92	mg/L
QC11120365	LCS 1	Nitrate Nitrogen	EPA 300.0	2.05	2.00	102	mg/L
QC11120367	LCS 1	Sulfate	EPA 300.0	22.9	25.0	92	mg/L
QC11120462	LCS 1	Total Dissolved Solids (TDS)	SM 2540C	139	150	92	mg/L
QC11120462	LCS 2	Total Dissolved Solids (TDS)	SM 2540C	140	150	93	mg/L
QC11120554	LCS 1	Aluminum	EPA 200.7	0.940	1.00	94	mg/L
		Barium	EPA 200.7	0.933	1.00	93	mg/L
		Beryllium	EPA 200.7	0.940	1.00	94	mg/L
		Bismuth	EPA 200.7	0.953	1.00	95	mg/L
		Boron	EPA 200.7	0.909	1.00	91	mg/L
		Cadmium	EPA 200.7	0.942	1.00	94	mg/L
		Calcium	EPA 200.7	9.61	10.0	96	mg/L
		Chromium	EPA 200.7	0.918	1.00	92	mg/L
		Cobalt	EPA 200.7	0.931	1.00	93	mg/L
		Copper	EPA 200.7	4.50	5.00	90	mg/L
		Gallium	EPA 200.7	0.939	1.00	94	mg/L
		Iron	EPA 200.7	0.934	1.00	93	mg/L
		Lithium	EPA 200.7	0.924	1.00	92	mg/L
		Magnesium	EPA 200.7	9.22	10.0	92	mg/L
		Manganese	EPA 200.7	0.948	1.00	95	mg/L
		Molybdenum	EPA 200.7	0.926	1.00	93	mg/L
		Nickel	EPA 200.7	4.68	5.00	94	mg/L
		Phosphorus	EPA 200.7	4.69	5.00	94	mg/L
		Potassium	EPA 200.7	9.41	10.0	94	mg/L
		Scandium	EPA 200.7	0.923	1.00	92	mg/L
		Silver	EPA 200.7	0.082	0.090	91	mg/L
		Sodium	EPA 200.7	9.31	10.0	93	mg/L
		Strontium	EPA 200.7	0.928	1.00	93	mg/L
		Tin	EPA 200.7	0.917	1.00	92	mg/L
		Titanium	EPA 200.7	0.908	1.00	91	mg/L
		Vanadium	EPA 200.7	0.927	1.00	93	mg/L
		Zinc	EPA 200.7	0.952	1.00	95	mg/L
QC11120629	LCS 1	Mercury	EPA 200.8	0.000897	0.001	90	mg/L
		Antimony	EPA 200.8	0.0106	0.010	106	mg/L
		Arsenic	EPA 200.8	0.0554	0.050	111	mg/L
		Lead	EPA 200.8	0.0094	0.010	94	mg/L
		Selenium	EPA 200.8	0.0551	0.050	110	mg/L
		Thallium	EPA 200.8	0.0092	0.010	92	mg/L
		Uranium	EPA 200.8	0.0093	0.010	93	mg/L

QCBatchID	QCType	Parameter	Method	Duplicate Sample	Sample Result	Duplicate Result	Units	RPD
QC11120327	Duplicate	pH	SM 4500-H+ B	1112168-001	6.98	7.01	pH Units	<1%
QC11120327	Duplicate	pH	SM 4500-H+ B	1112173-001	7.86	7.82	pH Units	1 %
QC11120327	Duplicate	pH	SM 4500-H+ B	1112177-001	7.12	7.10	pH Units	<1%
QC11120327	Duplicate	pH	SM 4500-H+ B	1112180-006	7.14	7.06	pH Units	1 %
QC11120327	Duplicate	pH	SM 4500-H+ B	1112183-002	7.42	7.47	pH Units	1 %

QCBatchID	QCType	Parameter	Method	Duplicate Sample	Sample Result	Duplicate Result		Units	RPD
QC11120329	Duplicate	Bicarbonate (HCO3)	SM 2320B	1112168-001	55.7	55.9		mg/L	<1%
		Carbonate (CO3)	SM 2320B	1112168-001	<1.000	<1.000		mg/L	<1%
		Hydroxide (OH)	SM 2320B	1112168-001	<1.000	<1.000		mg/L	<1%
		Total Alkalinity	SM 2320B	1112168-001	45.6	45.8		mg/L as CaCO3	<1%
QC11120329	Duplicate	Bicarbonate (HCO3)	SM 2320B	1112173-001	164	162		mg/L	1 %
		Carbonate (CO3)	SM 2320B	1112173-001	<1.000	<1.000		mg/L	<1%
		Hydroxide (OH)	SM 2320B	1112173-001	<1.000	<1.000		mg/L	<1%
		Total Alkalinity	SM 2320B	1112173-001	134	133		mg/L as CaCO3	1 %
QC11120329	Duplicate	Bicarbonate (HCO3)	SM 2320B	1112177-001	3.71	3.71		mg/L	<1%
		Carbonate (CO3)	SM 2320B	1112177-001	<1.000	<1.000		mg/L	<1%
		Hydroxide (OH)	SM 2320B	1112177-001	<1.000	<1.000		mg/L	<1%
		Total Alkalinity	SM 2320B	1112177-001	3.04	3.06		mg/L as CaCO3	1 %
QC11120329	Duplicate	Bicarbonate (HCO3)	SM 2320B	1112180-006	14.3	18.1	Q	mg/L	23 %
		Carbonate (CO3)	SM 2320B	1112180-006	<1.000	<1.000		mg/L	<1%
		Hydroxide (OH)	SM 2320B	1112180-006	<1.000	<1.000		mg/L	<1%
		Total Alkalinity	SM 2320B	1112180-006	11.7	14.8	Q	mg/L as CaCO3	23 %
QC11120329	Duplicate	Bicarbonate (HCO3)	SM 2320B	1112183-002	57.7	61.4		mg/L	6 %
		Carbonate (CO3)	SM 2320B	1112183-002	<1.000	<1.000		mg/L	<1%
		Hydroxide (OH)	SM 2320B	1112183-002	<1.000	<1.000		mg/L	<1%
		Total Alkalinity	SM 2320B	1112183-002	47.3	50.3		mg/L as CaCO3	6 %
QC11120462	Duplicate	Total Dissolved Solids (TDS)	SM 2540C	1112180-001	647	649		mg/L	<1%
QC11120462	Duplicate	Total Dissolved Solids (TDS)	SM 2540C	1112181-001	1043	1026		mg/L	2 %
QC11120462	Duplicate	Total Dissolved Solids (TDS)	SM 2540C	1112190-001	764	748		mg/L	2 %
QC11120462	Duplicate	Total Dissolved Solids (TDS)	SM 2540C	1112200-002	361	386	Q	mg/L	7 %

QCBatchID	QCType	Parameter	Method	Spike Sample	Sample Result	MS Result	MSD Result	Spike Value	Units	MS % Rec.	MSD % Rec.	RPD
QC11120358	MS 1	Fluoride	EPA 300.0	1112180-011	0.325	2.34	2.30	2.00	mg/L	101	99	2 %
QC11120361	MS 1	Chloride	EPA 300.0	1112180-011	<1.000	5.40	5.46	5.00	mg/L	106	107	1 %
QC11120363	MS 1	Nitrite Nitrogen	EPA 300.0	1112180-001	<0.050	0.971	0.975	0.500	mg/L	97	98	<1%
QC11120363	MS 2	Nitrite Nitrogen	EPA 300.0	1112180-011	<0.025	0.497	0.502	0.500	mg/L	99	100	1 %
QC11120365	MS 1	Nitrate Nitrogen	EPA 300.0	1112180-001	<1.000	4.37	4.39	2.00	mg/L	107	108	<1%
QC11120365	MS 2	Nitrate Nitrogen	EPA 300.0	1112180-011	<1.000	2.12	2.14	2.00	mg/L	104	105	1 %
QC11120367	MS 1	Sulfate	EPA 300.0	1112180-001	473	18.2	17.9	10.0	mg/L	94	91	2 %
QC11120367	MS 2	Sulfate	EPA 300.0	1112180-011	5.62	15.9	15.8	10.0	mg/L	102	102	1 %
QC11120554	MS 1	Aluminum, Dissolved	EPA 200.7	1112284-001	<0.045	0.972	0.974	1.00	mg/L	95	96	<1%
		Barium, Dissolved	EPA 200.7	1112284-001	0.013	0.971	0.982	1.00	mg/L	96	97	1 %
		Beryllium, Dissolved	EPA 200.7	1112284-001	<0.001	0.946	0.960	1.00	mg/L	95	96	1 %
		Bismuth, Dissolved	EPA 200.7	1112284-001	<0.100	0.965	0.976	1.00	mg/L	96	97	1 %
		Boron, Dissolved	EPA 200.7	1112284-001	<0.100	0.961	0.978	1.00	mg/L	93	95	2 %
		Cadmium, Dissolved	EPA 200.7	1112284-001	<0.001	0.948	0.960	1.00	mg/L	95	96	1 %
		Calcium, Dissolved	EPA 200.7	1112284-001	11.0	20.3	20.4	10.0	mg/L	93	94	<1%
		Chromium, Dissolved	EPA 200.7	1112284-001	<0.005	0.953	0.961	1.00	mg/L	95	96	1 %
		Cobalt, Dissolved	EPA 200.7	1112284-001	<0.010	0.962	0.975	1.00	mg/L	96	97	1 %
		Copper, Dissolved	EPA 200.7	1112284-001	<0.050	4.83	4.87	5.00	mg/L	97	97	1 %
		Gallium, Dissolved	EPA 200.7	1112284-001	<0.100	0.953	0.964	1.00	mg/L	95	96	1 %
		Iron, Dissolved	EPA 200.7	1112284-001	0.022	0.989	1.00	1.00	mg/L	97	98	1 %
		Lithium, Dissolved	EPA 200.7	1112284-001	<0.100	0.962	0.967	1.00	mg/L	96	96	1 %
		Magnesium, Dissolved	EPA 200.7	1112284-001	1.82	11.0	11.2	10.0	mg/L	92	94	2 %

QCBatchID	QCType	Parameter	Method	Spike Sample	Sample Result	MS Result	MSD Result	Spike Value	Units	MS % Rec.	MSD % Rec.	RPD
		Manganese, Dissolved	EPA 200.7	1112284-001	<0.005	0.939	0.950	1.00	mg/L	94	95	1 %
		Molybdenum, Dissolved	EPA 200.7	1112284-001	<0.010	0.943	0.948	1.00	mg/L	94	95	1 %
		Nickel, Dissolved	EPA 200.7	1112284-001	<0.010	4.78	4.84	5.00	mg/L	96	97	1 %
		Phosphorus, Dissolved	EPA 200.7	1112284-001	<0.500	4.87	4.91	5.00	mg/L	95	96	1 %
		Potassium, Dissolved	EPA 200.7	1112284-001	<2.500	10.5	10.5	10.0	mg/L	103	103	<1%
		Scandium, Dissolved	EPA 200.7	1112284-001	<0.100	0.957	0.966	1.00	mg/L	96	97	1 %
		Silver, Dissolved	EPA 200.7	1112284-001	<0.005	0.085	0.086	0.090	mg/L	96	97	1 %
		Sodium, Dissolved	EPA 200.7	1112284-001	8.25	17.8	17.8	10.0	mg/L	96	96	<1%
		Strontium, Dissolved	EPA 200.7	1112284-001	<0.100	1.05	1.06	1.00	mg/L	97	98	1 %
		Tin, Dissolved	EPA 200.7	1112284-001	<0.100	0.885	0.890	1.00	mg/L	91	91	1 %
		Titanium, Dissolved	EPA 200.7	1112284-001	<0.100	0.967	0.972	1.00	mg/L	97	97	1 %
		Vanadium, Dissolved	EPA 200.7	1112284-001	<0.010	0.958	0.969	1.00	mg/L	96	97	1 %
		Zinc, Dissolved	EPA 200.7	1112284-001	<0.010	0.967	0.980	1.00	mg/L	96	98	1 %
QC11120629	MS 1	Uranium, Dissolved	EPA 200.8	1112284-001	<0.0100	0.0108	0.0110	0.010	mg/L	108	110	2 %
		Mercury, Dissolved	EPA 200.8	1112284-001	<0.00010	0.001057	0.001100	0.001	mg/L	106	110	4 %
		Antimony, Dissolved	EPA 200.8	1112284-001	<0.0025	0.0103	0.0104	0.010	mg/L	103	104	1 %
		Arsenic, Dissolved	EPA 200.8	1112284-001	<0.0050	0.0519	0.0508	0.050	mg/L	104	102	2 %
		Lead, Dissolved	EPA 200.8	1112284-001	<0.0025	0.0110	0.0112	0.010	mg/L	110	112	2 %
		Selenium, Dissolved	EPA 200.8	1112284-001	<0.0050	0.0494	0.0490	0.050	mg/L	99	98	1 %
		Thallium, Dissolved	EPA 200.8	1112284-001	<0.0010	0.0107	0.0109	0.010	mg/L	107	109	2 %

WETLAB
WESTERN ENVIRONMENTAL TESTING LABORATORY
Specializing in Soil, Hazardous Waste and Water Analysis.

475 E. Greg Street #119 | Sparks, Nevada 89431
tel (775) 355-0202 | fax (775) 355-0817 | www.WETLaboratory.com

Lab Number 1112182
Report Due Date: 12/23/11
Page 1 of 1

Client: McClelland Laboratories, Inc.
Address: 1016 Greg Street
City, State & Zip: Sparks, NV 89431
Contact: Gene McClelland
Phone: 775-356-1300 | Collector's Name: Robert
Fax: 775-356-8917 | Project Name:
P.O. Number: | Project Number: 3438-01
Email: mli@mettest.com

Turnaround Time
Standard | 5-Day | Other

Billing Address (if different than Client Address):
Company: SAME
Address:
City, State & Zip:
Contact:
Phone:
Fax:
Email:

Additional Information

Fax Results	Y	N	To: Client	Billing
Email Results	Y	N	To: Client	Billing
Compliance Monitoring	Y	N		
Fax Results to State EPA	Y	N		

Sample Type Codes

DW = Drinking Water	SD = Solid
WW = Wastewater	SO = Soil
SW = Surface Water	HW = Hazardous Waste
MW = Monitoring Well	OTHER:

SAMPLE ID/LOCATION	DATE	TIME	SAMPLE TYPE	NO. OF CONTAINERS	Profile II w/o WAD	Uranium	Spl. No.
Copper Flat WK:12	12/09/11	9:00AM	WW	2	X	X	1

1112 1
182 1

Instructions/Comments/Special Requirements:

SAMPLE RECEIPT	DATE	TIME	Samples Relinquished By	Samples Received By
Temperature 21 °C	12-9-11	1515		
Custody Seals Intact? Y N None				
Number of Containers 2				

WETLAB'S Standard Terms and Conditions apply unless written agreements specify otherwise. Payment terms are Net 30.

To the maximum extent permitted by law, the Client agrees to limit the liability of WETLAB for the Client's damages to the total compesation received, unless other agreements are made in writing. This limitation shall apply regardless of the cause of action or legal theory pled or asserted.

COPY

1.2E

WETLAB
WESTERN ENVIRONMENTAL
TESTING LABORATORY

475 E. Greg Street #119 | Sparks, Nevada 89431 | tel (775) 355-0202 | fax (775) 355-0817 | www.WETLaboratory.com

12/6/2011

McClelland Laboratory
1016 Greg Street
Sparks, NV 89431
Attn: Gene McClelland

OrderID: *1111214*

Dear: Gene McClelland

This is to transmit the attached analytical report. The analytical data and information contained therein was generated using specified or selected methods contained in references, such as Standard Methods for the Examination of Water and Wastewater, 18th & 19th editions, Methods for Determination of Organic Compounds in Drinking Water, EPA-600/4-79-020, and Test Methods for Evaluation of Solid Waste, Physical/Chemical Methods (SW846) Third Edition.

The samples were received by WETLAB-Western Environmental Testing Laboratory in good condition on 11/11/2011. Additional comments are located on page 2 of this report.

This is an amended report. If you should have any questions or comments regarding this report, please do not hesitate to call.

Sincerely,

Jennifer Diggs
QA Specialist

Western Environmental Testing Laboratory
Report Comments

McClelland Laboratory - 1111214

General Comments

None

Specific Comments

None

Data Qualifier Legend

B -- Blank contamination; Analyte detected above the method reporting limit in an associated blank

HT -- Sample held beyond the accepted holding time

J -- The reported value is between the laboratory method detection limit and the laboratory practical quantitation limit

M -- Reported value is estimated; The sample matrix interfered with the analysis

N -- There was insufficient sample available to perform a spike and/or duplicate on this analytical batch.

NC -- Not calculated due to matrix interference

Q -- Reported value is estimated; The value failed to meet QC criteria for either precision or accuracy

SC -- Spike recovery not calculated. Sample concentration >4X the spike amount; therefore, the spike could not be adequately recovered.

Western Environmental Testing Laboratory
Analytical Report

McClelland Laboratory
1016 Greg Street
Sparks, NV 89431
Attn: Gene McClelland
Phone: (775) 356-1300 **Fax:** (775) 356-8917
PO\Project: *3438-01*

Date Printed: 12/6/2011
OrderID: *1111214*

Customer Sample ID: Copper Flat WK:8
WETLAB Sample ID: 1111214-001

Collect Date/Time: 11/11/2011 09:00
Receive Date: 11/11/2011 14:50

PROFILE II

Parameter	Method	Results	Units	Reporting Limit	Date Analyzed
pH	SM 4500-H+ B	7.92	pH Units		11/11/2011
Bicarbonate (HCO3)	SM 2320B	77	mg/L	1.0	11/11/2011
Carbonate (CO3)	SM 2320B	<1.0	mg/L	1.0	11/11/2011
Hydroxide (OH)	SM 2320B	<1.0	mg/L	1.0	11/11/2011
Total Alkalinity	SM 2320B	63	mg/L as CaCO3	1.0	11/11/2011
Chloride	EPA 300.0	<1.00	mg/L	1.00	11/12/2011
Fluoride	EPA 300.0	1.6	mg/L	0.10	11/12/2011
Sulfate	EPA 300.0	76	mg/L	1.0	11/12/2011
Nitrate Nitrogen	EPA 300.0	<1.0	mg/L	1.0	11/12/2011
Nitrite Nitrogen	EPA 300.0	<0.025	mg/L	0.025	11/12/2011
Total Dissolved Solids (TDS)	SM 2540C	180	mg/L	10	11/14/2011
Aluminum	EPA 200.7	<0.045	mg/L	0.045	11/22/2011
Barium	EPA 200.7	0.050	mg/L	0.010	11/22/2011
Beryllium	EPA 200.7	<0.0010	mg/L	0.0010	11/22/2011
Bismuth	EPA 200.7	<0.10	mg/L	0.10	11/22/2011
Boron	EPA 200.7	<0.10	mg/L	0.10	11/22/2011
Cadmium	EPA 200.7	<0.0010	mg/L	0.0010	11/22/2011
Calcium	EPA 200.7	42	mg/L	0.50	11/22/2011
Chromium	EPA 200.7	<0.0050	mg/L	0.0050	11/22/2011
Cobalt	EPA 200.7	<0.010	mg/L	0.010	11/22/2011
Copper	EPA 200.7	<0.050	mg/L	0.050	11/22/2011
Gallium	EPA 200.7	<0.10	mg/L	0.10	11/22/2011
Iron	EPA 200.7	<0.010	mg/L	0.010	11/22/2011
Lithium	EPA 200.7	<0.10	mg/L	0.10	11/22/2011
Magnesium	EPA 200.7	6.8	mg/L	0.50	11/22/2011
Manganese	EPA 200.7	0.047	mg/L	0.0050	11/22/2011
Molybdenum	EPA 200.7	0.019	mg/L	0.010	11/22/2011
Nickel	EPA 200.7	<0.010	mg/L	0.010	11/22/2011
Phosphorus	EPA 200.7	<0.50	mg/L	0.50	11/22/2011
Potassium	EPA 200.7	6.8	mg/L	0.50	11/22/2011

Customer Sample ID: Copper Flat WK:8
WETLAB Sample ID: 1111214-001

Collect Date/Time: 11/11/2011 09:00
Receive Date: 11/11/2011 14:50

PROFILE II

Parameter	Method	Results	Units	Reporting Limit	Date Analyzed
Scandium	EPA 200.7	<0.10	mg/L	0.10	11/22/2011
Silver	EPA 200.7	<0.0050	mg/L	0.0050	11/22/2011
Sodium	EPA 200.7	1.3	mg/L	0.50	11/22/2011
Strontium	EPA 200.7	0.60	mg/L	0.10	11/22/2011
Tin	EPA 200.7	<0.10	mg/L	0.10	11/22/2011
Titanium	EPA 200.7	<0.10	mg/L	0.10	11/22/2011
Vanadium	EPA 200.7	<0.010	mg/L	0.010	11/22/2011
Zinc	EPA 200.7	<0.010	mg/L	0.010	11/22/2011
Mercury	EPA 200.8	<0.00010	mg/L	0.00010	11/28/2011
Antimony	EPA 200.8	<0.0025	mg/L	0.0025	11/28/2011
Arsenic	EPA 200.8	<0.0050	mg/L	0.0050	11/28/2011
Lead	EPA 200.8	<0.0025	mg/L	0.0025	11/28/2011
Selenium	EPA 200.8	<0.0050	mg/L	0.0050	11/28/2011
Thallium	EPA 200.8	<0.0010	mg/L	0.0010	11/28/2011
Uranium	EPA 200.8	0.032	mg/L	0.010	11/28/2011
Anions	Calculation	2.93	meq/L	0.10	
Cations	Calculation	2.89	meq/L	0.10	
Error	Calculation	<1.0	%	1.0	

Western Environmental Testing Laboratory
QC Report

QCBatchID	QCType	Parameter	Method	Result	Units
QC11110407	Blank 1	Fluoride	EPA 300.0	<0.10	mg/L
QC11110407	Blank 2	Fluoride	EPA 300.0	<0.10	mg/L
QC11110407	Blank 3	Fluoride	EPA 300.0	<0.10	mg/L
QC11110413	Blank 1	Chloride	EPA 300.0	<1.0	mg/L
QC11110413	Blank 2	Chloride	EPA 300.0	<1.0	mg/L
QC11110413	Blank 3	Chloride	EPA 300.0	<1.0	mg/L
QC11110415	Blank 1	Nitrite Nitrogen	EPA 300.0	<0.025	mg/L
QC11110415	Blank 2	Nitrite Nitrogen	EPA 300.0	<0.025	mg/L
QC11110415	Blank 3	Nitrite Nitrogen	EPA 300.0	<0.025	mg/L
QC11110420	Blank 1	Nitrate Nitrogen	EPA 300.0	<1.0	mg/L
QC11110420	Blank 2	Nitrate Nitrogen	EPA 300.0	<1.0	mg/L
QC11110420	Blank 3	Nitrate Nitrogen	EPA 300.0	<1.0	mg/L
QC11110424	Blank 1	Sulfate	EPA 300.0	<1.0	mg/L
QC11110424	Blank 2	Sulfate	EPA 300.0	<1.0	mg/L
QC11110532	Blank 1	Total Dissolved Solids (TDS)	SM 2540C	<10	mg/L
QC11110532	Blank 2	Total Dissolved Solids (TDS)	SM 2540C	<10	mg/L
QC11110532	Blank 3	Total Dissolved Solids (TDS)	SM 2540C	<10	mg/L
QC11110532	Blank 4	Total Dissolved Solids (TDS)	SM 2540C	<10	mg/L
QC11110725	Blank 1	Aluminum, Dissolved	EPA 200.7	<0.045	mg/L
		Barium, Dissolved	EPA 200.7	<0.010	mg/L
		Beryllium, Dissolved	EPA 200.7	<0.0010	mg/L
		Bismuth, Dissolved	EPA 200.7	<0.10	mg/L
		Boron, Dissolved	EPA 200.7	<0.10	mg/L
		Cadmium, Dissolved	EPA 200.7	<0.0010	mg/L
		Calcium, Dissolved	EPA 200.7	<0.50	mg/L
		Chromium, Dissolved	EPA 200.7	<0.0050	mg/L
		Cobalt, Dissolved	EPA 200.7	<0.010	mg/L
		Copper, Dissolved	EPA 200.7	<0.050	mg/L
		Gallium, Dissolved	EPA 200.7	<0.10	mg/L
		Iron, Dissolved	EPA 200.7	<0.010	mg/L
		Lithium, Dissolved	EPA 200.7	<0.10	mg/L
		Magnesium, Dissolved	EPA 200.7	<0.50	mg/L
		Manganese, Dissolved	EPA 200.7	<0.0050	mg/L
		Molybdenum, Dissolved	EPA 200.7	<0.010	mg/L
		Nickel, Dissolved	EPA 200.7	<0.010	mg/L
		Phosphorus, Dissolved	EPA 200.7	<0.50	mg/L
		Potassium, Dissolved	EPA 200.7	<0.50	mg/L
		Scandium, Dissolved	EPA 200.7	<0.10	mg/L
		Silver, Dissolved	EPA 200.7	<0.0050	mg/L
		Sodium, Dissolved	EPA 200.7	<0.50	mg/L
		Strontium, Dissolved	EPA 200.7	<0.10	mg/L
		Tin, Dissolved	EPA 200.7	<0.10	mg/L
		Titanium, Dissolved	EPA 200.7	<0.10	mg/L
		Vanadium, Dissolved	EPA 200.7	<0.010	mg/L
		Zinc, Dissolved	EPA 200.7	<0.0050	mg/L
QC11110776	Blank 1	Uranium, Dissolved	EPA 200.8	<0.010	mg/L
		Mercury, Dissolved	EPA 200.8	<0.00010	mg/L
		Antimony, Dissolved	EPA 200.8	<0.0025	mg/L
		Arsenic, Dissolved	EPA 200.8	<0.0050	mg/L
		Lead, Dissolved	EPA 200.8	<0.0025	mg/L

QCBatchID	QCType	Parameter	Method	Result	Units
		Selenium, Dissolved	EPA 200.8	<0.0050	mg/L
		Thallium, Dissolved	EPA 200.8	<0.0010	mg/L

QCBatchID	QCType	Parameter	Method	Result	Actual	% Recovery	Units
QC11110399	LCS 1	pH	SM 4500-H+ B	7.01	7.00	100	pH Units
QC11110399	LCS 2	pH	SM 4500-H+ B	7.01	7.00	100	pH Units
QC11110399	LCS 3	pH	SM 4500-H+ B	7.01	7.00	100	pH Units
QC11110399	LCS 4	pH	SM 4500-H+ B	7.01	7.00	100	pH Units
QC11110399	LCS 5	pH	SM 4500-H+ B	7.02	7.00	100	pH Units
QC11110402	LCS 1	Alkalinity	SM 2320B	93.0	100	93	mg/L
QC11110402	LCS 2	Alkalinity	SM 2320B	93.6	100	94	mg/L
QC11110402	LCS 3	Alkalinity	SM 2320B	93.4	100	93	mg/L
QC11110402	LCS 4	Alkalinity	SM 2320B	93.8	100	94	mg/L
QC11110402	LCS 5	Alkalinity	SM 2320B	94.8	100	95	mg/L
QC11110407	LCS 1	Fluoride	EPA 300.0	2.19	2.00	110	mg/L
QC11110413	LCS 1	Chloride	EPA 300.0	9.77	10.0	98	mg/L
QC11110415	LCS 1	Nitrite Nitrogen	EPA 300.0	0.509	0.500	102	mg/L
QC11110420	LCS 1	Nitrate Nitrogen	EPA 300.0	1.96	2.00	98	mg/L
QC11110424	LCS 1	Sulfate	EPA 300.0	26.0	25.0	104	mg/L
QC11110532	LCS 1	Total Dissolved Solids (TDS)	SM 2540C	139	150	92	mg/L
QC11110532	LCS 2	Total Dissolved Solids (TDS)	SM 2540C	143	150	95	mg/L
QC11110532	LCS 3	Total Dissolved Solids (TDS)	SM 2540C	155	150	103	mg/L
QC11110532	LCS 4	Total Dissolved Solids (TDS)	SM 2540C	152	150	101	mg/L
QC11110725	LCS 1	Aluminum	EPA 200.7	1.02	1.00	102	mg/L
		Barium	EPA 200.7	0.959	1.00	96	mg/L
		Beryllium	EPA 200.7	0.949	1.00	95	mg/L
		Bismuth	EPA 200.7	0.972	1.00	97	mg/L
		Boron	EPA 200.7	0.916	1.00	92	mg/L
		Cadmium	EPA 200.7	0.933	1.00	93	mg/L
		Calcium	EPA 200.7	9.21	10.0	92	mg/L
		Chromium	EPA 200.7	0.943	1.00	94	mg/L
		Cobalt	EPA 200.7	0.937	1.00	94	mg/L
		Copper	EPA 200.7	4.76	5.00	95	mg/L
		Gallium	EPA 200.7	0.975	1.00	98	mg/L
		Iron	EPA 200.7	0.937	1.00	94	mg/L
		Lithium	EPA 200.7	0.923	1.00	92	mg/L
		Magnesium	EPA 200.7	9.03	10.0	90	mg/L
		Manganese	EPA 200.7	0.943	1.00	94	mg/L
		Molybdenum	EPA 200.7	0.911	1.00	91	mg/L
		Nickel	EPA 200.7	4.70	5.00	94	mg/L
		Phosphorus	EPA 200.7	4.57	5.00	91	mg/L
		Potassium	EPA 200.7	9.38	10.0	94	mg/L
		Scandium	EPA 200.7	0.973	1.00	97	mg/L
		Silver	EPA 200.7	0.085	0.090	95	mg/L
		Sodium	EPA 200.7	10.1	10.0	101	mg/L
		Strontium	EPA 200.7	1.03	1.00	103	mg/L
		Tin	EPA 200.7	0.868	1.00	87	mg/L
		Titanium	EPA 200.7	0.930	1.00	93	mg/L
		Vanadium	EPA 200.7	0.954	1.00	95	mg/L
		Zinc	EPA 200.7	0.921	1.00	92	mg/L
QC11110776	LCS 1	Mercury	EPA 200.8	0.001116	0.001	112	mg/L
		Antimony	EPA 200.8	0.0112	0.010	112	mg/L
		Arsenic	EPA 200.8	0.0531	0.050	106	mg/L
		Lead	EPA 200.8	0.0112	0.010	112	mg/L
		Selenium	EPA 200.8	0.0538	0.050	108	mg/L
		Thallium	EPA 200.8	0.0110	0.010	110	mg/L

QCBatchID	QCType	Parameter	Method	Result	Actual	% Recovery	Units
		Uranium	EPA 200.8	0.0112	0.010	112	mg/L

QCBatchID	QCType	Parameter	Method	Duplicate Sample	Sample Result	Duplicate Result	Units	RPD
QC11110399	Duplicate	pH	SM 4500-H+ B	1111200-001	6.90	6.93	pH Units	<1%
QC11110399	Duplicate	pH	SM 4500-H+ B	1111201-002	8.04	8.05	pH Units	<1%
QC11110399	Duplicate	pH	SM 4500-H+ B	1111202-002	8.48	8.51	pH Units	<1%
QC11110399	Duplicate	pH	SM 4500-H+ B	1111206-003	7.39	7.37	pH Units	<1%
QC11110399	Duplicate	pH	SM 4500-H+ B	1111206-013	7.35	7.37	pH Units	<1%
QC11110399	Duplicate	pH	SM 4500-H+ B	1111215-003	7.74	7.79	pH Units	1 %
QC11110399	Duplicate	pH	SM 4500-H+ B	1111220-003	7.63	7.56	pH Units	1 %
QC11110399	Duplicate	pH	SM 4500-H+ B	1111211-004	8.05	7.96	pH Units	1 %
QC11110399	Duplicate	pH	SM 4500-H+ B	1111211-014	8.34	8.33	pH Units	<1%
QC11110399	Duplicate	pH	SM 4500-H+ B	1111211-024	7.86	7.81	pH Units	1 %
QC11110402	Duplicate	Bicarbonate (HCO3)	SM 2320B	1111200-001	143	144	mg/L	<1%
		Carbonate (CO3)	SM 2320B	1111200-001	<1.000	<1.000	mg/L	<1%
		Hydroxide (OH)	SM 2320B	1111200-001	<1.000	<1.000	mg/L	<1%
		Total Alkalinity	SM 2320B	1111200-001	117	118	mg/L as CaCO3	<1%
QC11110402	Duplicate	Bicarbonate (HCO3)	SM 2320B	1111201-002	116	114	mg/L	1 %
		Carbonate (CO3)	SM 2320B	1111201-002	<1.000	<1.000	mg/L	<1%
		Hydroxide (OH)	SM 2320B	1111201-002	<1.000	<1.000	mg/L	<1%
		Total Alkalinity	SM 2320B	1111201-002	95.0	93.6	mg/L as CaCO3	1 %
QC11110402	Duplicate	Bicarbonate (HCO3)	SM 2320B	1111202-002	251	250	mg/L	<1%
		Carbonate (CO3)	SM 2320B	1111202-002	9.05	10.0	mg/L	10 %
		Hydroxide (OH)	SM 2320B	1111202-002	<1.000	<1.000	mg/L	<1%
		Total Alkalinity	SM 2320B	1111202-002	221	222	mg/L as CaCO3	<1%
QC11110402	Duplicate	Bicarbonate (HCO3)	SM 2320B	1111206-003	95.5	93.8	mg/L	2 %
		Carbonate (CO3)	SM 2320B	1111206-003	<1.000	<1.000	mg/L	<1%
		Hydroxide (OH)	SM 2320B	1111206-003	<1.000	<1.000	mg/L	<1%
		Total Alkalinity	SM 2320B	1111206-003	78.3	77.0	mg/L as CaCO3	2 %
QC11110402	Duplicate	Bicarbonate (HCO3)	SM 2320B	1111206-013	147	148	mg/L	<1%
		Carbonate (CO3)	SM 2320B	1111206-013	<1.000	<1.000	mg/L	<1%
		Hydroxide (OH)	SM 2320B	1111206-013	<1.000	<1.000	mg/L	<1%
		Total Alkalinity	SM 2320B	1111206-013	121	121	mg/L as CaCO3	<1%
QC11110402	Duplicate	Bicarbonate (HCO3)	SM 2320B	1111215-003	37.1	35.5	mg/L	4 %
		Carbonate (CO3)	SM 2320B	1111215-003	<1.000	<1.000	mg/L	<1%
		Hydroxide (OH)	SM 2320B	1111215-003	<1.000	<1.000	mg/L	<1%
		Total Alkalinity	SM 2320B	1111215-003	30.4	29.1	mg/L as CaCO3	4 %
QC11110402	Duplicate	Bicarbonate (HCO3)	SM 2320B	1111220-003	354	353	mg/L	<1%
		Carbonate (CO3)	SM 2320B	1111220-003	<1.000	<1.000	mg/L	<1%
		Hydroxide (OH)	SM 2320B	1111220-003	<1.000	<1.000	mg/L	<1%
		Total Alkalinity	SM 2320B	1111220-003	290	289	mg/L as CaCO3	<1%
QC11110402	Duplicate	Bicarbonate (HCO3)	SM 2320B	1111211-004	311	312	mg/L	<1%
		Carbonate (CO3)	SM 2320B	1111211-004	<1.000	<1.000	mg/L	<1%
		Hydroxide (OH)	SM 2320B	1111211-004	<1.000	<1.000	mg/L	<1%

QCBatchID	QCType	Parameter	Method	Duplicate Sample	Sample Result	Duplicate Result		Units	RPD
		Total Alkalinity	SM 2320B	1111211-004	255	256		mg/L as CaCO3	<1%
QC11110402	Duplicate	Bicarbonate (HCO3)	SM 2320B	1111211-014	291	293		mg/L	1 %
		Carbonate (CO3)	SM 2320B	1111211-014	2.95	2.49		mg/L	17 %
		Hydroxide (OH)	SM 2320B	1111211-014	<1.000	<1.000		mg/L	<1%
		Total Alkalinity	SM 2320B	1111211-014	243	244		mg/L as CaCO3	<1%
QC11110402	Duplicate	Bicarbonate (HCO3)	SM 2320B	1111211-024	196	202		mg/L	3 %
		Carbonate (CO3)	SM 2320B	1111211-024	<1.000	<1.000		mg/L	<1%
		Hydroxide (OH)	SM 2320B	1111211-024	<1.000	<1.000		mg/L	<1%
		Total Alkalinity	SM 2320B	1111211-024	161	165		mg/L as CaCO3	3 %
QC11110532	Duplicate	Total Dissolved Solids (TDS)	SM 2540C	1111200-001	150	160		mg/L	6 %
QC11110532	Duplicate	Total Dissolved Solids (TDS)	SM 2540C	1111201-002	247	253		mg/L	2 %
QC11110532	Duplicate	Total Dissolved Solids (TDS)	SM 2540C	1111202-001	1616	1584		mg/L	2 %
QC11110532	Duplicate	Total Dissolved Solids (TDS)	SM 2540C	1111206-008	238	249		mg/L	5 %
QC11110532	Duplicate	Total Dissolved Solids (TDS)	SM 2540C	1111208-001	187	179		mg/L	4 %
QC11110532	Duplicate	Total Dissolved Solids (TDS)	SM 2540C	1111215-004	121	100	Q	mg/L	19 %
QC11110532	Duplicate	Total Dissolved Solids (TDS)	SM 2540C	1111219-003	1428	1412		mg/L	1 %
QC11110532	Duplicate	Total Dissolved Solids (TDS)	SM 2540C	1111167-006			Q,HT	mg/L	5 %

QCBatchID	QCType	Parameter	Method	Spike Sample	Sample Result		MS Result	MSD Result	Spike Value	Units	MS % Rec.	MSD % Rec.	RPD
QC11110407	MS 1	Fluoride	EPA 300.0	1111215-001	0.102		2.33	2.34	2.00	mg/L	111	112	<1%
QC11110407	MS 2	Fluoride	EPA 300.0	1111215-011	0.134		2.39	2.38	2.00	mg/L	113	112	<1%
QC11110413	MS 1	Chloride	EPA 300.0	1111215-001	<1.000		5.25	5.28	5.00	mg/L	100	100	1 %
QC11110413	MS 2	Chloride	EPA 300.0	1111215-011	<1.000		5.20	5.18	5.00	mg/L	100	100	<1%
QC11110415	MS 1	Nitrite Nitrogen	EPA 300.0	1111195-003	<0.025		0.531	0.540	0.500	mg/L	106	108	2 %
QC11110415	MS 2	Nitrite Nitrogen	EPA 300.0	1111208-001	<0.025		0.591	0.591	0.500	mg/L	118	118	<1%
QC11110420	MS 1	Nitrate Nitrogen	EPA 300.0	1111195-003	<1.000		2.05	2.10	2.00	mg/L	102	104	2 %
QC11110420	MS 2	Nitrate Nitrogen	EPA 300.0	1111208-001	1.54		3.60	3.63	2.00	mg/L	103	104	1 %
QC11110424	MS 1	Sulfate	EPA 300.0	1111215-011	2.15		12.0	12.0	10.0	mg/L	99	98	<1%
QC11110725	MS 1	Aluminum, Dissolved	EPA 200.7	1111219-001	70.8	SC	71.4	67.6	1.00	mg/L	NC	NC	NC
		Barium, Dissolved	EPA 200.7	1111219-001	0.024		0.754	0.752	1.00	mg/L	73	73	<1%
		Beryllium, Dissolved	EPA 200.7	1111219-001	0.017		0.752	0.749	1.00	mg/L	74	73	<1%
		Bismuth, Dissolved	EPA 200.7	1111219-001	<0.100		0.798	0.795	1.00	mg/L	74	74	<1%
		Boron, Dissolved	EPA 200.7	1111219-001	0.148	M	0.842	0.828	1.00	mg/L	NC	NC	NC
		Cadmium, Dissolved	EPA 200.7	1111219-001	0.226		0.934	0.918	1.00	mg/L	71	69	2 %
		Calcium, Dissolved	EPA 200.7	1111219-001	193	SC	194	187	10.0	mg/L	NC	NC	NC
		Chromium, Dissolved	EPA 200.7	1111219-001	0.114		0.833	0.824	1.00	mg/L	72	71	1 %
		Cobalt, Dissolved	EPA 200.7	1111219-001	0.072		0.775	0.763	1.00	mg/L	70	69	2 %
		Copper, Dissolved	EPA 200.7	1111219-001	0.478		4.57	4.53	5.00	mg/L	82	81	1 %
		Gallium, Dissolved	EPA 200.7	1111219-001	<0.100	M	0.764	0.759	1.00	mg/L	NC	NC	NC
		Iron, Dissolved	EPA 200.7	1111219-001	532	SC	513	524	1.00	mg/L	NC	NC	NC
		Lithium, Dissolved	EPA 200.7	1111219-001	<0.100		0.919	0.915	1.00	mg/L	84	83	<1%
		Magnesium, Dissolved	EPA 200.7	1111219-001	66.8	SC	71.1	67.8	10.0	mg/L	NC	NC	NC
		Manganese, Dissolved	EPA 200.7	1111219-001	1.03		1.75	1.69	1.00	mg/L	72	66	3 %
		Molybdenum, Dissolved	EPA 200.7	1111219-001	0.269		1.03	1.00	1.00	mg/L	76	73	3 %
		Nickel, Dissolved	EPA 200.7	1111219-001	0.686		4.25	4.20	5.00	mg/L	71	70	1 %
		Phosphorus, Dissolved	EPA 200.7	1111219-001	1.10		4.75	4.64	5.00	mg/L	73	71	2 %
		Potassium, Dissolved	EPA 200.7	1111219-001	14.9		22.9	22.0	10.0	mg/L	80	71	4 %
		Scandium, Dissolved	EPA 200.7	1111219-001	<0.100		0.761	0.760	1.00	mg/L	76	76	<1%
		Silver, Dissolved	EPA 200.7	1111219-001	<0.005		0.065	0.063	0.090	mg/L	77	76	3 %
		Sodium, Dissolved	EPA 200.7	1111219-001	44.9		52.4	50.5	10.0	mg/L	75	56	4 %

QCBatchID	QCType	Parameter	Method	Spike Sample	Sample Result		MS Result	MSD Result	Spike Value	Units	MS % Rec.	MSD % Rec.	RPD
		Strontium, Dissolved	EPA 200.7	1111219-001	0.607		1.42	1.41	1.00	mg/L	81	80	1 %
		Tin, Dissolved	EPA 200.7	1111219-001	<0.100		0.630	0.600	1.00	mg/L	73	70	5 %
		Titanium, Dissolved	EPA 200.7	1111219-001	<0.100		0.812	0.802	1.00	mg/L	81	80	1 %
		Vanadium, Dissolved	EPA 200.7	1111219-001	6.86		7.61	7.21	1.00	mg/L	75	35	5 %
		Zinc, Dissolved	EPA 200.7	1111219-001	12.3	SC	12.8	12.1	1.00	mg/L	NC	NC	NC
QC11110776	MS 1	Uranium, Dissolved	EPA 200.8	1111219-001	0.8626	SC	0.8180	0.8398	0.010	mg/L	NC	NC	NC
		Mercury, Dissolved	EPA 200.8	1111219-001	<0.00010		0.001118	0.001138	0.001	mg/L	112	113	2 %
		Antimony, Dissolved	EPA 200.8	1111219-001	0.0161		0.0261	0.0266	0.010	mg/L	100	104	2 %
		Arsenic, Dissolved	EPA 200.8	1111219-001	0.2851		0.3215	0.3241	0.050	mg/L	73	78	1 %
		Lead, Dissolved	EPA 200.8	1111219-001	0.0308		0.0412	0.0421	0.010	mg/L	104	113	2 %
		Selenium, Dissolved	EPA 200.8	1111219-001	0.0348		0.0903	0.0902	0.050	mg/L	111	111	<1%
		Thallium, Dissolved	EPA 200.8	1111219-001	0.0915		0.1015	0.1016	0.010	mg/L	100	102	<1%

WETLAB
WESTERN ENVIRONMENTAL
TESTING LABORATORY

475 E. Greg Street #119 | Sparks, Nevada 89431 | tel (775) 355-0202 | fax (775) 355-0817 | www.WETLaboratory.com

12/9/2011

McClelland Laboratory
1016 Greg Street
Sparks, NV 89431
Attn: Gene McClelland

OrderID: *1110250*

Dear: Gene McClelland

This is to transmit the attached analytical report. The analytical data and information contained therein was generated using specified or selected methods contained in references, such as Standard Methods for the Examination of Water and Wastewater, 18th & 19th editions, Methods for Determination of Organic Compounds in Drinking Water, EPA-600/4-79-020, and Test Methods for Evaluation of Solid Waste, Physical/Chemical Methods (SW846) Third Edition.

The samples were received by WETLAB-Western Environmental Testing Laboratory in good condition on 10/14/2011. Additional comments are located on page 2 of this report.

This is an amended report that includes the result for Uranium. If you should have any questions or comments regarding this report, please do not hesitate to call.

Sincerely,

Andy Smith
QA Manager

Western Environmental Testing Laboratory
Report Comments

McClelland Laboratory - 1110250

General Comments

None

Specific Comments

None

Data Qualifier Legend

B -- Blank contamination; Analyte detected above the method reporting limit in an associated blank

HT -- Sample held beyond the accepted holding time

J -- The reported value is between the laboratory method detection limit and the laboratory practical quantitation limit

M -- Reported value is estimated; The sample matrix interfered with the analysis

N -- There was insufficient sample available to perform a spike and/or duplicate on this analytical batch.

NC -- Not calculated due to matrix interference

Q -- Reported value is estimated; The value failed to meet QC criteria for either precision or accuracy

SC -- Spike recovery not calculated. Sample concentration >4X the spike amount; therefore, the spike could not be adequately recovered.

Western Environmental Testing Laboratory
Analytical Report

McClelland Laboratory
1016 Greg Street
Sparks, NV 89431
Attn: Gene McClelland
Phone: (775) 356-1300 **Fax:** (775) 356-8917
PO\Project: *3438-01*

Date Printed: 12/9/2011
OrderID: *1110250*

Customer Sample ID: Copper Flat WK:4
WETLAB Sample ID: 1110250-001

Collect Date/Time: 10/14/2011 09:00
Receive Date: 10/14/2011 14:40

PROFILE II

Parameter	Method	Results	Units	Reporting Limit	Date Analyzed
pH	SM 4500-H+ B	7.55	pH Units		10/14/2011
Bicarbonate (HCO3)	SM 2320B	69	mg/L	1.0	10/14/2011
Carbonate (CO3)	SM 2320B	<1.0	mg/L	1.0	10/14/2011
Hydroxide (OH)	SM 2320B	<1.0	mg/L	1.0	10/14/2011
Total Alkalinity	SM 2320B	57	mg/L as CaCO3	1.0	10/14/2011
Chloride	EPA 300.0	<1.00	mg/L	1.00	10/15/2011
Fluoride	EPA 300.0	1.5	mg/L	0.10	10/15/2011
Sulfate	EPA 300.0	110	mg/L	1.0	10/15/2011
Nitrate Nitrogen	EPA 300.0	<1.0	mg/L	1.0	10/15/2011
Nitrite Nitrogen	EPA 300.0	<0.025	mg/L	0.025	10/15/2011
Total Dissolved Solids (TDS)	SM 2540C	230	mg/L	10	10/17/2011
Aluminum	EPA 200.7	<0.045	mg/L	0.045	10/21/2011
Barium	EPA 200.7	0.072	mg/L	0.010	10/21/2011
Beryllium	EPA 200.7	<0.0010	mg/L	0.0010	10/21/2011
Bismuth	EPA 200.7	<0.10	mg/L	0.10	10/21/2011
Boron	EPA 200.7	<0.10	mg/L	0.10	10/21/2011
Cadmium	EPA 200.7	<0.0010	mg/L	0.0010	10/21/2011
Calcium	EPA 200.7	53	mg/L	0.50	10/21/2011
Chromium	EPA 200.7	<0.0050	mg/L	0.0050	10/21/2011
Cobalt	EPA 200.7	<0.010	mg/L	0.010	10/21/2011
Copper	EPA 200.7	<0.050	mg/L	0.050	10/21/2011
Gallium	EPA 200.7	<0.10	mg/L	0.10	10/21/2011
Iron	EPA 200.7	<0.010	mg/L	0.010	10/21/2011
Lithium	EPA 200.7	<0.10	mg/L	0.10	10/21/2011
Magnesium	EPA 200.7	7.3	mg/L	0.50	10/21/2011
Manganese	EPA 200.7	0.043	mg/L	0.0050	10/21/2011
Molybdenum	EPA 200.7	0.018	mg/L	0.010	10/21/2011
Nickel	EPA 200.7	<0.010	mg/L	0.010	10/21/2011
Phosphorus	EPA 200.7	<0.50	mg/L	0.50	10/21/2011
Potassium	EPA 200.7	13	mg/L	0.50	10/21/2011

Customer Sample ID: Copper Flat WK:4
WETLAB Sample ID: 1110250-001

Collect Date/Time: 10/14/2011 09:00
Receive Date: 10/14/2011 14:40

PROFILE II

Parameter	Method	Results	Units	Reporting Limit	Date Analyzed
Scandium	EPA 200.7	<0.10	mg/L	0.10	10/21/2011
Silver	EPA 200.7	<0.0050	mg/L	0.0050	10/21/2011
Sodium	EPA 200.7	1.8	mg/L	0.50	10/21/2011
Strontium	EPA 200.7	0.67	mg/L	0.10	10/21/2011
Tin	EPA 200.7	<0.10	mg/L	0.10	10/21/2011
Titanium	EPA 200.7	<0.10	mg/L	0.10	10/21/2011
Vanadium	EPA 200.7	<0.010	mg/L	0.010	10/21/2011
Zinc	EPA 200.7	<0.010	mg/L	0.010	10/21/2011
Mercury	EPA 200.8	<0.00010	mg/L	0.00010	10/21/2011
Antimony	EPA 200.8	<0.0010	mg/L	0.0010	10/21/2011
Arsenic	EPA 200.8	<0.0050	mg/L	0.0050	10/21/2011
Lead	EPA 200.8	<0.0010	mg/L	0.0010	10/21/2011
Selenium	EPA 200.8	<0.0050	mg/L	0.0050	10/21/2011
Thallium	EPA 200.8	<0.0010	mg/L	0.0010	10/21/2011
Uranium	EPA 200.8	0.028	mg/L	0.010	10/21/2011
Anions	Calculation	3.50	meq/L	0.10	
Cations	Calculation	3.66	meq/L	0.10	
Error	Calculation	2.2	%	1.0	

Western Environmental Testing Laboratory
QC Report

QCBatchID	QCType	Parameter	Method	Result	Units
QC11100500	Blank 1	Fluoride	EPA 300.0	<0.10	mg/L
QC11100500	Blank 2	Fluoride	EPA 300.0	<0.10	mg/L
QC11100500	Blank 3	Fluoride	EPA 300.0	<0.10	mg/L
QC11100503	Blank 1	Chloride	EPA 300.0	<1.0	mg/L
QC11100503	Blank 2	Chloride	EPA 300.0	<1.0	mg/L
QC11100505	Blank 1	Nitrite Nitrogen	EPA 300.0	<0.025	mg/L
QC11100505	Blank 2	Nitrite Nitrogen	EPA 300.0	<0.025	mg/L
QC11100505	Blank 3	Nitrite Nitrogen	EPA 300.0	<0.025	mg/L
QC11100508	Blank 1	Nitrate Nitrogen	EPA 300.0	<1.0	mg/L
QC11100508	Blank 2	Nitrate Nitrogen	EPA 300.0	<1.0	mg/L
QC11100512	Blank 1	Sulfate	EPA 300.0	<1.0	mg/L
QC11100512	Blank 2	Sulfate	EPA 300.0	<1.0	mg/L
QC11100628	Blank 1	Total Dissolved Solids (TDS)	SM 2540C	<10	mg/L
QC11100628	Blank 2	Total Dissolved Solids (TDS)	SM 2540C	<10	mg/L
QC11100628	Blank 3	Total Dissolved Solids (TDS)	SM 2540C	<10	mg/L
QC11100744	Blank 1	Aluminum, Dissolved	EPA 200.7	<0.045	mg/L
		Barium, Dissolved	EPA 200.7	<0.010	mg/L
		Beryllium, Dissolved	EPA 200.7	<0.0010	mg/L
		Bismuth, Dissolved	EPA 200.7	<0.10	mg/L
		Boron, Dissolved	EPA 200.7	<0.10	mg/L
		Cadmium, Dissolved	EPA 200.7	<0.0010	mg/L
		Calcium, Dissolved	EPA 200.7	<0.50	mg/L
		Chromium, Dissolved	EPA 200.7	<0.0050	mg/L
		Cobalt, Dissolved	EPA 200.7	<0.010	mg/L
		Copper, Dissolved	EPA 200.7	<0.050	mg/L
		Gallium, Dissolved	EPA 200.7	<0.10	mg/L
		Iron, Dissolved	EPA 200.7	<0.010	mg/L
		Lithium, Dissolved	EPA 200.7	<0.10	mg/L
		Magnesium, Dissolved	EPA 200.7	<0.50	mg/L
		Manganese, Dissolved	EPA 200.7	<0.0050	mg/L
		Molybdenum, Dissolved	EPA 200.7	<0.010	mg/L
		Nickel, Dissolved	EPA 200.7	<0.010	mg/L
		Phosphorus, Dissolved	EPA 200.7	<0.50	mg/L
		Potassium, Dissolved	EPA 200.7	<0.50	mg/L
		Scandium, Dissolved	EPA 200.7	<0.10	mg/L
		Silver, Dissolved	EPA 200.7	<0.0050	mg/L
		Sodium, Dissolved	EPA 200.7	<0.50	mg/L
		Strontium, Dissolved	EPA 200.7	<0.10	mg/L
		Tin, Dissolved	EPA 200.7	<0.10	mg/L
		Titanium, Dissolved	EPA 200.7	<0.10	mg/L
		Vanadium, Dissolved	EPA 200.7	<0.010	mg/L
		Zinc, Dissolved	EPA 200.7	<0.010	mg/L
QC11100761	Blank 1	Uranium, Dissolved	EPA 200.8	<0.010	mg/L
		Mercury, Dissolved	EPA 200.8	<0.00010	mg/L
		Antimony, Dissolved	EPA 200.8	<0.0025	mg/L
		Arsenic, Dissolved	EPA 200.8	<0.0050	mg/L
		Lead, Dissolved	EPA 200.8	<0.0025	mg/L
		Selenium, Dissolved	EPA 200.8	<0.0050	mg/L
		Thallium, Dissolved	EPA 200.8	<0.0010	mg/L

QCBatchID	QCType	Parameter	Method	Result	Actual	% Recovery	Units
QC11100491	LCS 1	pH	SM 4500-H+ B	7.00	7.00	100	pH Units
QC11100491	LCS 2	pH	SM 4500-H+ B	7.01	7.00	100	pH Units
QC11100491	LCS 3	pH	SM 4500-H+ B	7.01	7.00	100	pH Units
QC11100491	LCS 4	pH	SM 4500-H+ B	7.01	7.00	100	pH Units
QC11100496	LCS 1	Alkalinity	SM 2320B	94.3	100	94	mg/L
QC11100496	LCS 2	Alkalinity	SM 2320B	94.8	100	95	mg/L
QC11100496	LCS 3	Alkalinity	SM 2320B	94.8	100	95	mg/L
QC11100496	LCS 4	Alkalinity	SM 2320B	94.8	100	95	mg/L
QC11100500	LCS 1	Fluoride	EPA 300.0	2.06	2.00	103	mg/L
QC11100503	LCS 1	Chloride	EPA 300.0	10.1	10.0	101	mg/L
QC11100505	LCS 1	Nitrite Nitrogen	EPA 300.0	0.488	0.500	98	mg/L
QC11100508	LCS 1	Nitrate Nitrogen	EPA 300.0	2.00	2.00	100	mg/L
QC11100512	LCS 1	Sulfate	EPA 300.0	22.7	25.0	91	mg/L
QC11100628	LCS 1	Total Dissolved Solids (TDS)	SM 2540C	143	150	95	mg/L
QC11100628	LCS 2	Total Dissolved Solids (TDS)	SM 2540C	141	150	94	mg/L
QC11100628	LCS 3	Total Dissolved Solids (TDS)	SM 2540C	151	150	100	mg/L
QC11100744	LCS 1	Aluminum	EPA 200.7	0.959	1.00	96	mg/L
		Barium	EPA 200.7	0.974	1.00	97	mg/L
		Beryllium	EPA 200.7	0.974	1.00	97	mg/L
		Bismuth	EPA 200.7	0.990	1.00	99	mg/L
		Boron	EPA 200.7	0.953	1.00	95	mg/L
		Cadmium	EPA 200.7	0.983	1.00	98	mg/L
		Calcium	EPA 200.7	9.78	10.0	98	mg/L
		Chromium	EPA 200.7	0.961	1.00	96	mg/L
		Cobalt	EPA 200.7	0.976	1.00	98	mg/L
		Copper	EPA 200.7	4.70	5.00	94	mg/L
		Gallium	EPA 200.7	0.967	1.00	97	mg/L
		Iron	EPA 200.7	0.953	1.00	95	mg/L
		Lithium	EPA 200.7	0.941	1.00	94	mg/L
		Magnesium	EPA 200.7	9.66	10.0	97	mg/L
		Manganese	EPA 200.7	0.966	1.00	97	mg/L
		Molybdenum	EPA 200.7	0.974	1.00	97	mg/L
		Nickel	EPA 200.7	4.89	5.00	98	mg/L
		Phosphorus	EPA 200.7	4.92	5.00	98	mg/L
		Potassium	EPA 200.7	9.80	10.0	98	mg/L
		Scandium	EPA 200.7	0.958	1.00	96	mg/L
		Silver	EPA 200.7	0.085	0.090	95	mg/L
		Sodium	EPA 200.7	9.89	10.0	99	mg/L
		Strontium	EPA 200.7	0.982	1.00	98	mg/L
		Tin	EPA 200.7	0.957	1.00	96	mg/L
		Titanium	EPA 200.7	0.948	1.00	95	mg/L
		Vanadium	EPA 200.7	0.965	1.00	96	mg/L
		Zinc	EPA 200.7	0.998	1.00	100	mg/L
QC11100761	LCS 1	Mercury	EPA 200.8	0.000912	0.001	91	mg/L
		Antimony	EPA 200.8	0.0099	0.010	99	mg/L
		Arsenic	EPA 200.8	0.0487	0.050	97	mg/L
		Lead	EPA 200.8	0.0100	0.010	100	mg/L
		Selenium	EPA 200.8	0.0475	0.050	95	mg/L
		Thallium	EPA 200.8	0.0098	0.010	98	mg/L
		Uranium	EPA 200.8	0.0098	0.010	98	mg/L

QCBatchID	QCType	Parameter	Method	Duplicate Sample	Sample Result	Duplicate Result	Units	RPD
QC11100491	Duplicate	pH	SM 4500-H+ B	1110229-001	7.60	7.57	pH Units	<1%
QC11100491	Duplicate	pH	SM 4500-H+ B	1110233-002	8.14	8.14	pH Units	<1%

QCBatchID	QCType	Parameter	Method	Duplicate Sample	Sample Result	Duplicate Result		Units	RPD
QC11100491	Duplicate	pH	SM 4500-H+ B	1110238-006	2.92	2.93		pH Units	<1%
QC11100491	Duplicate	pH	SM 4500-H+ B	1110235-009	8.60	8.63		pH Units	<1%
QC11100491	Duplicate	pH	SM 4500-H+ B	1110247-005	7.51	7.47		pH Units	1 %
QC11100491	Duplicate	pH	SM 4500-H+ B	1110244-001	7.26	6.88	Q	pH Units	5 %
QC11100491	Duplicate	pH	SM 4500-H+ B	1110244-011	7.40	7.44		pH Units	1 %
QC11100496	Duplicate	Bicarbonate (HCO3)	SM 2320B	1110229-001	256	256		mg/L	<1%
		Carbonate (CO3)	SM 2320B	1110229-001	<1.000	<1.000		mg/L	<1%
		Hydroxide (OH)	SM 2320B	1110229-001	<1.000	<1.000		mg/L	<1%
		Total Alkalinity	SM 2320B	1110229-001	210	210		mg/L as CaCO3	<1%
QC11100496	Duplicate	Bicarbonate (HCO3)	SM 2320B	1110233-002	113	111		mg/L	2 %
		Carbonate (CO3)	SM 2320B	1110233-002	<1.000	<1.000		mg/L	<1%
		Hydroxide (OH)	SM 2320B	1110233-002	<1.000	<1.000		mg/L	<1%
		Total Alkalinity	SM 2320B	1110233-002	92.4	91.0		mg/L as CaCO3	2 %
QC11100496	Duplicate	Bicarbonate (HCO3)	SM 2320B	1110235-001	114	113		mg/L	1 %
		Carbonate (CO3)	SM 2320B	1110235-001	<1.000	<1.000		mg/L	<1%
		Hydroxide (OH)	SM 2320B	1110235-001	<1.000	<1.000		mg/L	<1%
		Total Alkalinity	SM 2320B	1110235-001	93.1	92.3		mg/L as CaCO3	1 %
QC11100496	Duplicate	Bicarbonate (HCO3)	SM 2320B	1110235-009	82.2	85.0		mg/L	3 %
		Carbonate (CO3)	SM 2320B	1110235-009	4.28	4.82		mg/L	12 %
		Hydroxide (OH)	SM 2320B	1110235-009	<1.000	<1.000		mg/L	<1%
		Total Alkalinity	SM 2320B	1110235-009	74.5	77.7		mg/L as CaCO3	4 %
QC11100496	Duplicate	Bicarbonate (HCO3)	SM 2320B	1110247-005	503	504		mg/L	<1%
		Carbonate (CO3)	SM 2320B	1110247-005	<1.000	<1.000		mg/L	<1%
		Hydroxide (OH)	SM 2320B	1110247-005	<1.000	<1.000		mg/L	<1%
		Total Alkalinity	SM 2320B	1110247-005	412	413		mg/L as CaCO3	<1%
QC11100496	Duplicate	Bicarbonate (HCO3)	SM 2320B	1110244-001	20.5	135		mg/L	<1%
		Carbonate (CO3)	SM 2320B	1110244-001	<1.000	<1.000		mg/L	<1%
		Hydroxide (OH)	SM 2320B	1110244-001	<1.000	<1.000		mg/L	<1%
		Total Alkalinity	SM 2320B	1110244-001	16.8	15.0		mg/L as CaCO3	12 %
QC11100496	Duplicate	Bicarbonate (HCO3)	SM 2320B	1110244-011	134	135		mg/L	<1%
		Carbonate (CO3)	SM 2320B	1110244-011	<1.000	<1.000		mg/L	<1%
		Hydroxide (OH)	SM 2320B	1110244-011	<1.000	<1.000		mg/L	<1%
		Total Alkalinity	SM 2320B	1110244-011	110	110		mg/L as CaCO3	<1%
QC11100628	Duplicate	Total Dissolved Solids (TDS)	SM 2540C	1110235-001	237	220	Q	mg/L	7 %
QC11100628	Duplicate	Total Dissolved Solids (TDS)	SM 2540C	1110235-011	1984	2072		mg/L	4 %
QC11100628	Duplicate	Total Dissolved Solids (TDS)	SM 2540C	1110244-002	486	499		mg/L	3 %
QC11100628	Duplicate	Total Dissolved Solids (TDS)	SM 2540C	1110250-001	234	230		mg/L	2 %
QC11100628	Duplicate	Total Dissolved Solids (TDS)	SM 2540C	1110184-001	38.0	40.0		mg/L	5 %

QCBatchID	QCType	Parameter	Method	Spike Sample	Sample Result	MS Result	MSD Result	Spike Value	Units	MS % Rec.	MSD % Rec.	RPD
QC11100500	MS 1	Fluoride	EPA 300.0	1110229-003	<0.200	4.54	4.50	2.00	mg/L	110	108	1 %
QC11100500	MS 2	Fluoride	EPA 300.0	1110247-001	3.44	7.43	7.46	2.00	mg/L	100	101	<1%
QC11100503	MS 1	Chloride	EPA 300.0	1110247-001	28.1	38.0	38.0	5.00	mg/L	99	99	<1%
QC11100505	MS 1	Nitrite Nitrogen	EPA 300.0	1110246-001	<0.050	0.986	0.980	0.500	mg/L	99	98	1 %
QC11100505	MS 2	Nitrite Nitrogen	EPA 300.0	1110246-011	<0.050	1.05	1.00	0.500	mg/L	105	100	5 %

QCBatchID	QCType	Parameter	Method	Spike Sample	Sample Result	MS Result	MSD Result	Spike Value	Units	MS % Rec.	MSD % Rec.	RPD
QC11100508	MS 1	Nitrate Nitrogen	EPA 300.0	1110247-001	<1.000	4.41	4.46	2.00	mg/L	107	108	1 %
QC11100512	MS 1	Sulfate	EPA 300.0	1110247-001	63.9	84.2	84.5	10.0	mg/L	102	103	<1%
QC11100744	MS 1	Aluminum, Dissolved	EPA 200.7	1110210-002	<0.045	0.951	0.961	1.00	mg/L	94	95	1 %
		Barium, Dissolved	EPA 200.7	1110210-002	0.072	1.02	1.02	1.00	mg/L	95	95	<1%
		Beryllium, Dissolved	EPA 200.7	1110210-002	<0.001	0.947	0.948	1.00	mg/L	95	95	<1%
		Bismuth, Dissolved	EPA 200.7	1110210-002	<0.100	0.951	0.951	1.00	mg/L	95	95	<1%
		Boron, Dissolved	EPA 200.7	1110210-002	<0.100	1.04	1.05	1.00	mg/L	95	96	1 %
		Cadmium, Dissolved	EPA 200.7	1110210-002	<0.001	0.953	0.941	1.00	mg/L	95	94	1 %
		Calcium, Dissolved	EPA 200.7	1110210-002	19.1	28.9	28.1	10.0	mg/L	98	90	3 %
		Chromium, Dissolved	EPA 200.7	1110210-002	<0.005	0.937	0.938	1.00	mg/L	94	94	<1%
		Cobalt, Dissolved	EPA 200.7	1110210-002	<0.010	0.960	0.949	1.00	mg/L	96	95	1 %
		Copper, Dissolved	EPA 200.7	1110210-002	<0.050	4.73	4.79	5.00	mg/L	95	96	1 %
		Gallium, Dissolved	EPA 200.7	1110210-002	<0.100	0.948	0.955	1.00	mg/L	95	95	1 %
		Iron, Dissolved	EPA 200.7	1110210-002	2.29	3.29	3.24	1.00	mg/L	100	95	2 %
		Lithium, Dissolved	EPA 200.7	1110210-002	<0.100	0.927	0.904	1.00	mg/L	93	90	3 %
		Magnesium, Dissolved	EPA 200.7	1110210-002	4.61	13.8	13.6	10.0	mg/L	92	90	1 %
		Manganese, Dissolved	EPA 200.7	1110210-002	0.838	1.79	1.76	1.00	mg/L	95	92	2 %
		Molybdenum, Dissolved	EPA 200.7	1110210-002	<0.010	0.949	0.942	1.00	mg/L	95	94	1 %
		Nickel, Dissolved	EPA 200.7	1110210-002	<0.010	4.76	4.71	5.00	mg/L	95	94	1 %
		Phosphorus, Dissolved	EPA 200.7	1110210-002	<0.500	4.86	4.84	5.00	mg/L	95	95	<1%
		Potassium, Dissolved	EPA 200.7	1110210-002	6.11	15.8	15.8	10.0	mg/L	97	97	<1%
		Scandium, Dissolved	EPA 200.7	1110210-002	<0.100	0.933	0.950	1.00	mg/L	93	95	2 %
		Silver, Dissolved	EPA 200.7	1110210-002	<0.005	0.085	0.085	0.090	mg/L	96	96	<1%
		Sodium, Dissolved	EPA 200.7	1110210-002	32.9	43.1	42.0	10.0	mg/L	102	91	3 %
		Strontium, Dissolved	EPA 200.7	1110210-002	0.184	1.13	1.12	1.00	mg/L	95	94	1 %
		Tin, Dissolved	EPA 200.7	1110210-002	<0.100	0.926	0.923	1.00	mg/L	94	94	<1%
		Titanium, Dissolved	EPA 200.7	1110210-002	<0.100	0.943	0.946	1.00	mg/L	94	95	<1%
		Vanadium, Dissolved	EPA 200.7	1110210-002	<0.010	0.954	0.952	1.00	mg/L	95	95	<1%
		Zinc, Dissolved	EPA 200.7	1110210-002	0.019	0.995	0.974	1.00	mg/L	98	96	2 %
QC11100761	MS 1	Uranium, Dissolved	EPA 200.8	1110210-002	<0.0010	0.0093	0.0094	0.010	mg/L	93	94	1 %
		Mercury, Dissolved	EPA 200.8	1110210-002	<0.00010	0.000916	0.000939	0.001	mg/L	94	97	2 %
		Antimony, Dissolved	EPA 200.8	1110210-002	<0.0025	0.0097	0.0097	0.010	mg/L	96	96	<1%
		Arsenic, Dissolved	EPA 200.8	1110210-002	0.0092	0.0584	0.0597	0.050	mg/L	98	101	2 %
		Lead, Dissolved	EPA 200.8	1110210-002	<0.0025	0.0094	0.0096	0.010	mg/L	93	95	2 %
		Selenium, Dissolved	EPA 200.8	1110210-002	<0.0050	0.0467	0.0488	0.050	mg/L	93	97	4 %
		Thallium, Dissolved	EPA 200.8	1110210-002	<0.0010	0.0093	0.0094	0.010	mg/L	92	93	1 %

WETLAB
WESTERN ENVIRONMENTAL
TESTING LABORATORY

475 E. Greg Street #119 | Sparks, Nevada 89431 | tel (775) 355-0202 | fax (775) 355-0817 | www.WETLaboratory.com

10/25/2011

McClelland Laboratory
1016 Greg Street
Sparks, NV 89431
Attn: Gene McClelland

OrderID: *1110122*

Dear: Gene McClelland

This is to transmit the attached analytical report. The analytical data and information contained therein was generated using specified or selected methods contained in references, such as Standard Methods for the Examination of Water and Wastewater, 18th & 19th editions, Methods for Determination of Organic Compounds in Drinking Water, EPA-600/4-79-020, and Test Methods for Evaluation of Solid Waste, Physical/Chemical Methods (SW846) Third Edition.

The samples were received by WETLAB-Western Environmental Testing Laboratory in good condition on 10/7/2011. Additional comments are located on page 2 of this report.

If you should have any questions or comments regarding this report, please do not hesitate to call.

Sincerely,

Andy Smith
QA Manager

Western Environmental Testing Laboratory
Report Comments

McClelland Laboratory - 1110122

General Comments

None

Specific Comments

None

Data Qualifier Legend

B – Blank contamination; Analyte detected above the method reporting limit in an associated blank

HT – Sample held beyond the accepted holding time

J – The reported value is between the laboratory method detection limit and the laboratory practical quantitation limit

M – Reported value is estimated; The sample matrix interfered with the analysis

N – There was insufficient sample available to perform a spike and/or duplicate on this analytical batch.

NC – Not calculated due to matrix interference

Q – Reported value is estimated; The value failed to meet QC criteria for either precision or accuracy

SC – Spike recovery not calculated. Sample concentration >4X the spike amount; therefore, the spike could not be adequately recovered.

Western Environmental Testing Laboratory
Analytical Report

McClelland Laboratory
1016 Greg Street
Sparks, NV 89431
Attn: Gene McClelland
Phone: (775) 356-1300 **Fax:** (775) 356-8917
PO\Project: *3438-01*

Date Printed: 10/25/2011
OrderID: *1110122*

Customer Sample ID: Copper Flat WK:3
WETLAB Sample ID: 1110122-001

Collect Date/Time: 10/7/2011 09:00
Receive Date: 10/7/2011 16:05

PROFILE II

Parameter	Method	Results	Units	Reporting Limit	Date Analyzed
pH	SM 4500-H+ B	7.89	pH Units		10/7/2011
Bicarbonate (HCO3)	SM 2320B	120	mg/L	1.0	10/7/2011
Carbonate (CO3)	SM 2320B	<1.0	mg/L	1.0	10/7/2011
Hydroxide (OH)	SM 2320B	<1.0	mg/L	1.0	10/7/2011
Total Alkalinity	SM 2320B	98	mg/L as CaCO3	1.0	10/7/2011
Chloride	EPA 300.0	<1.00	mg/L	1.00	10/7/2011
Fluoride	EPA 300.0	2.1	mg/L	0.10	10/7/2011
Sulfate	EPA 300.0	39	mg/L	1.0	10/7/2011
Nitrate Nitrogen	EPA 300.0	<1.0	mg/L	1.0	10/7/2011
Nitrite Nitrogen	EPA 300.0	<0.025	mg/L	0.025	10/7/2011
Total Dissolved Solids (TDS)	SM 2540C	180	mg/L	10	10/10/2011
Aluminum	EPA 200.7	<0.045	mg/L	0.045	10/17/2011
Barium	EPA 200.7	0.050	mg/L	0.010	10/17/2011
Beryllium	EPA 200.7	<0.0010	mg/L	0.0010	10/17/2011
Bismuth	EPA 200.7	<0.10	mg/L	0.10	10/17/2011
Boron	EPA 200.7	<0.10	mg/L	0.10	10/17/2011
Cadmium	EPA 200.7	<0.0010	mg/L	0.0010	10/17/2011
Calcium	EPA 200.7	36	mg/L	0.50	10/17/2011
Chromium	EPA 200.7	<0.0050	mg/L	0.0050	10/17/2011
Cobalt	EPA 200.7	<0.010	mg/L	0.010	10/17/2011
Copper	EPA 200.7	<0.050	mg/L	0.050	10/17/2011
Gallium	EPA 200.7	<0.10	mg/L	0.10	10/17/2011
Iron	EPA 200.7	<0.010	mg/L	0.010	10/17/2011
Lithium	EPA 200.7	<0.10	mg/L	0.10	10/17/2011
Magnesium	EPA 200.7	5.2	mg/L	0.50	10/17/2011
Manganese	EPA 200.7	0.044	mg/L	0.0050	10/17/2011
Molybdenum	EPA 200.7	0.013	mg/L	0.010	10/17/2011
Nickel	EPA 200.7	<0.010	mg/L	0.010	10/17/2011
Phosphorus	EPA 200.7	<0.50	mg/L	0.50	10/17/2011
Potassium	EPA 200.7	16	mg/L	0.50	10/17/2011

Customer Sample ID: Copper Flat WK:3 **Collect Date/Time:** 10/7/2011 09:00

WETLAB Sample ID: 1110122-001 **Receive Date:** 10/7/2011 16:05

PROFILE II

Parameter	Method	Results	Units	Reporting Limit	Date Analyzed
Scandium	EPA 200.7	<0.10	mg/L	0.10	10/17/2011
Silver	EPA 200.7	<0.0050	mg/L	0.0050	10/17/2011
Sodium	EPA 200.7	3.1	mg/L	0.50	10/17/2011
Strontium	EPA 200.7	0.51	mg/L	0.10	10/17/2011
Tin	EPA 200.7	<0.10	mg/L	0.10	10/17/2011
Titanium	EPA 200.7	<0.10	mg/L	0.10	10/17/2011
Vanadium	EPA 200.7	<0.010	mg/L	0.010	10/17/2011
Zinc	EPA 200.7	<0.010	mg/L	0.010	10/17/2011
Mercury	EPA 200.8	<0.00010	mg/L	0.00010	10/18/2011
Antimony	EPA 200.8	<0.0025	mg/L	0.0025	10/17/2011
Arsenic	EPA 200.8	<0.0050	mg/L	0.0050	10/17/2011
Lead	EPA 200.8	<0.0025	mg/L	0.0025	10/17/2011
Selenium	EPA 200.8	<0.0050	mg/L	0.0050	10/17/2011
Thallium	EPA 200.8	<0.0010	mg/L	0.0010	10/17/2011
Anions	Calculation	2.89	meq/L	0.10	
Cations	Calculation	2.77	meq/L	0.10	
Error	Calculation	2.1	%	1.0	

Western Environmental Testing Laboratory
QC Report

QCBatchID	QCType	Parameter	Method	Result	Units
QC11100258	Blank 1	Fluoride	EPA 300.0	<0.10	mg/L
QC11100258	Blank 2	Fluoride	EPA 300.0	<0.10	mg/L
QC11100258	Blank 3	Fluoride	EPA 300.0	<0.10	mg/L
QC11100261	Blank 1	Chloride	EPA 300.0	<1.0	mg/L
QC11100261	Blank 2	Chloride	EPA 300.0	<1.0	mg/L
QC11100261	Blank 3	Chloride	EPA 300.0	<1.0	mg/L
QC11100262	Blank 1	Nitrite Nitrogen	EPA 300.0	<0.025	mg/L
QC11100262	Blank 2	Nitrite Nitrogen	EPA 300.0	<0.025	mg/L
QC11100262	Blank 3	Nitrite Nitrogen	EPA 300.0	<0.025	mg/L
QC11100264	Blank 1	Nitrate Nitrogen	EPA 300.0	<1.0	mg/L
QC11100264	Blank 2	Nitrate Nitrogen	EPA 300.0	<1.0	mg/L
QC11100264	Blank 3	Nitrate Nitrogen	EPA 300.0	<1.0	mg/L
QC11100266	Blank 1	Sulfate	EPA 300.0	<1.0	mg/L
QC11100266	Blank 2	Sulfate	EPA 300.0	<1.0	mg/L
QC11100266	Blank 3	Sulfate	EPA 300.0	<1.0	mg/L
QC11100363	Blank 1	Total Dissolved Solids (TDS)	SM 2540C	<10	mg/L
QC11100363	Blank 2	Total Dissolved Solids (TDS)	SM 2540C	<10	mg/L
QC11100531	Blank 1	Aluminum	EPA 200.7	<0.045	mg/L
		Barium	EPA 200.7	<0.010	mg/L
		Beryllium	EPA 200.7	<0.0010	mg/L
		Bismuth	EPA 200.7	<0.10	mg/L
		Boron	EPA 200.7	<0.10	mg/L
		Cadmium	EPA 200.7	<0.0010	mg/L
		Calcium	EPA 200.7	<0.50	mg/L
		Chromium	EPA 200.7	<0.0050	mg/L
		Cobalt	EPA 200.7	<0.010	mg/L
		Copper	EPA 200.7	<0.050	mg/L
		Gallium	EPA 200.7	<0.10	mg/L
		Iron	EPA 200.7	<0.010	mg/L
		Lithium	EPA 200.7	<0.10	mg/L
		Magnesium	EPA 200.7	<0.50	mg/L
		Manganese	EPA 200.7	<0.0050	mg/L
		Molybdenum	EPA 200.7	<0.010	mg/L
		Nickel	EPA 200.7	<0.010	mg/L
		Pbosphorus	EPA 200.7	<0.50	mg/L
		Potassium	EPA 200.7	<0.50	mg/L
		Scandium	EPA 200.7	<0.10	mg/L
		Silver	EPA 200.7	<0.0050	mg/L
		Sodium	EPA 200.7	<0.50	mg/L
		Strontium	EPA 200.7	<0.10	mg/L
		Tin	EPA 200.7	<0.10	mg/L
		Titanium	EPA 200.7	<0.10	mg/L
		Vanadium	EPA 200.7	<0.010	mg/L
		Zinc	EPA 200.7	<0.010	mg/L
QC11100545	Blank 1	Mercury	EPA 200.8	<0.00010	mg/L
		Antimony	EPA 200.8	<0.0025	mg/L
		Arsenic	EPA 200.8	<0.0050	mg/L
		Lead	EPA 200.8	<0.0025	mg/L
		Selenium	EPA 200.8	<0.0050	mg/L
		Thallium	EPA 200.8	<0.0010	mg/L

QCBatchID	QCType	Parameter	Method	Result	Actual	% Recovery	Units
QC11100255	LCS 1	pH	SM 4500-H+ B	7.01	7.00	100	pH Units
QC11100255	LCS 2	pH	SM 4500-H+ B	7.00	7.00	100	pH Units
QC11100255	LCS 3	pH	SM 4500-H+ B	7.00	7.00	100	pH Units
QC11100257	LCS 1	Alkalinity	SM 2320B	94.0	100	94	mg/L
QC11100257	LCS 2	Alkalinity	SM 2320B	94.5	100	94	mg/L
QC11100257	LCS 3	Alkalinity	SM 2320B	94.3	100	94	mg/L
QC11100258	LCS 1	Fluoride	EPA 300.0	2.08	2.00	104	mg/L
QC11100261	LCS 1	Chloride	EPA 300.0	10.2	10.0	102	mg/L
QC11100262	LCS 1	Nitrite Nitrogen	EPA 300.0	0.506	0.500	101	mg/L
QC11100264	LCS 1	Nitrate Nitrogen	EPA 300.0	2.02	2.00	101	mg/L
QC11100266	LCS 1	Sulfate	EPA 300.0	25.1	25.0	100	mg/L
QC11100363	LCS 1	Total Dissolved Solids (TDS)	SM 2540C	157	150	105	mg/L
QC11100363	LCS 2	Total Dissolved Solids (TDS)	SM 2540C	161	150	108	mg/L
QC11100531	LCS 1	Aluminum	EPA 200.7	0.984	1.00	98	mg/L
		Barium	EPA 200.7	0.972	1.00	97	mg/L
		Beryllium	EPA 200.7	0.973	1.00	97	mg/L
		Bismuth	EPA 200.7	0.995	1.00	100	mg/L
		Boron	EPA 200.7	0.933	1.00	93	mg/L
		Cadmium	EPA 200.7	0.986	1.00	99	mg/L
		Calcium	EPA 200.7	9.81	10.0	98	mg/L
		Chromium	EPA 200.7	0.962	1.00	96	mg/L
		Cobalt	EPA 200.7	0.974	1.00	97	mg/L
		Copper	EPA 200.7	4.75	5.00	95	mg/L
		Gallium	EPA 200.7	0.978	1.00	98	mg/L
		Iron	EPA 200.7	0.969	1.00	97	mg/L
		Lithium	EPA 200.7	0.955	1.00	96	mg/L
		Magnesium	EPA 200.7	9.71	10.0	97	mg/L
		Manganese	EPA 200.7	0.965	1.00	96	mg/L
		Molybdenum	EPA 200.7	0.969	1.00	97	mg/L
		Nickel	EPA 200.7	4.90	5.00	98	mg/L
		Phosphorus	EPA 200.7	4.90	5.00	98	mg/L
		Potassium	EPA 200.7	9.94	10.0	99	mg/L
		Scandium	EPA 200.7	0.967	1.00	97	mg/L
		Silver	EPA 200.7	0.087	0.090	96	mg/L
		Sodium	EPA 200.7	9.57	10.0	96	mg/L
		Strontium	EPA 200.7	0.965	1.00	96	mg/L
		Tin	EPA 200.7	0.943	1.00	94	mg/L
		Titanium	EPA 200.7	0.971	1.00	97	mg/L
		Vanadium	EPA 200.7	0.969	1.00	97	mg/L
		Zinc	EPA 200.7	1.00	1.00	100	mg/L
QC11100545	LCS 1	Mercury	EPA 200.8	0.000952	0.001	95	mg/L
		Antimony	EPA 200.8	0.0099	0.010	99	mg/L
		Arsenic	EPA 200.8	0.0474	0.050	95	mg/L
		Lead	EPA 200.8	0.0099	0.010	99	mg/L
		Selenium	EPA 200.8	0.0448	0.050	90	mg/L
		Thallium	EPA 200.8	0.0093	0.010	93	mg/L

QCBatchID	QCType	Parameter	Method	Duplicate Sample	Sample Result	Duplicate Result	Units	RPD
QC11100255	Duplicate	pH	SM 4500-H+ B	1110104-001	8.20	8.17	pH Units	<1%
QC11100255	Duplicate	pH	SM 4500-H+ B	1110108-001	8.76	8.82	pH Units	1 %
QC11100255	Duplicate	pH	SM 4500-H+ B	1110111-006	7.03	7.01	pH Units	<1%
QC11100255	Duplicate	pH	SM 4500-H+ B	1110118-005	7.79	7.80	pH Units	<1%
QC11100255	Duplicate	pH	SM 4500-H+ B	1110122-001	7.89	7.95	pH Units	1 %

QCBatchID	QCType	Parameter	Method	Duplicate Sample	Sample Result	Duplicate Result	Units	RPD
QC11100255	Duplicate	pH	SM 4500-H+ B	1110123-018	7.73	7.73	pH Units	<1%
QC11100257	Duplicate	Bicarbonate (HCO3)	SM 2320B	1110104-001	247	248	mg/L	<1%
		Carbonate (CO3)	SM 2320B	1110104-001	<1.000	<1.000	mg/L	<1%
		Hydroxide (OH)	SM 2320B	1110104-001	<1.000	<1.000	mg/L	<1%
		Total Alkalinity	SM 2320B	1110104-001	203	203	mg/L as CaCO3	<1%
QC11100257	Duplicate	Bicarbonate (HCO3)	SM 2320B	1110108-001	31.0	27.8	mg/L	11 %
		Carbonate (CO3)	SM 2320B	1110108-001	9.04	10.2	mg/L	12 %
		Hydroxide (OH)	SM 2320B	1110108-001	<1.000	<1.000	mg/L	<1%
		Total Alkalinity	SM 2320B	1110108-001	40.5	39.7	mg/L as CaCO3	2 %
QC11100257	Duplicate	Bicarbonate (HCO3)	SM 2320B	1110111-006	396	396	mg/L	<1%
		Carbonate (CO3)	SM 2320B	1110111-006	<1.000	<1.000	mg/L	<1%
		Hydroxide (OH)	SM 2320B	1110111-006	<1.000	<1.000	mg/L	<1%
		Total Alkalinity	SM 2320B	1110111-006	325	325	mg/L as CaCO3	<1%
QC11100257	Duplicate	Bicarbonate (HCO3)	SM 2320B	1110118-005	168	166	mg/L	1 %
		Carbonate (CO3)	SM 2320B	1110118-005	<1.000	<1.000	mg/L	<1%
		Hydroxide (OH)	SM 2320B	1110118-005	<1.000	<1.000	mg/L	<1%
		Total Alkalinity	SM 2320B	1110118-005	137	136	mg/L as CaCO3	1 %
QC11100257	Duplicate	Bicarbonate (HCO3)	SM 2320B	1110122-001	120	120	mg/L	<1%
		Carbonate (CO3)	SM 2320B	1110122-001	<1.000	<1.000	mg/L	<1%
		Hydroxide (OH)	SM 2320B	1110122-001	<1.000	<1.000	mg/L	<1%
		Total Alkalinity	SM 2320B	1110122-001	98.4	98.8	mg/L as CaCO3	<1%
QC11100257	Duplicate	Bicarbonate (HCO3)	SM 2320B	1110123-018	35.1	35.7	mg/L	2 %
		Carbonate (CO3)	SM 2320B	1110123-018	<1.000	<1.000	mg/L	<1%
		Hydroxide (OH)	SM 2320B	1110123-018	<1.000	<1.000	mg/L	<1%
		Total Alkalinity	SM 2320B	1110123-018	28.8	29.3	mg/L as CaCO3	2 %
QC11100363	Duplicate	Total Dissolved Solids (TDS)	SM 2540C	1110101-001	126	118	mg/L	7 %
QC11100363	Duplicate	Total Dissolved Solids (TDS)	SM 2540C	1110104-006	360	360	mg/L	<1%
QC11100363	Duplicate	Total Dissolved Solids (TDS)	SM 2540C	1110108-001	864	826	mg/L	4 %
QC11100363	Duplicate	Total Dissolved Solids (TDS)	SM 2540C	1110111-006	876	864	mg/L	1 %

QCBatchID	QCType	Parameter	Method	Spike Sample	Sample Result		MS Result	MSD Result	Spike Value	Units	MS % Rec.	MSD % Rec.	RPD
QC11100258	MS 1	Fluoride	EPA 300.0	1110095-007	<0.100		2.18	2.20	2.00	mg/L	107	108	1 %
QC11100258	MS 2	Fluoride	EPA 300.0	1110095-009	<0.100		2.31	2.45	2.00	mg/L	112	119	6 %
QC11100261	MS 1	Chloride	EPA 300.0	1110123-005	<1.000		5.19	5.15	5.00	mg/L	103	102	1 %
QC11100261	MS 2	Chloride	EPA 300.0	1110123-015	<1.000		5.18	5.16	5.00	mg/L	103	103	<1%
QC11100262	MS 1	Nitrite Nitrogen	EPA 300.0	1110095-007	<0.025		0.496	0.509	0.500	mg/L	98	100	3 %
QC11100262	MS 2	Nitrite Nitrogen	EPA 300.0	1110095-009	<0.025		0.491	0.502	0.500	mg/L	97	99	2 %
QC11100264	MS 1	Nitrate Nitrogen	EPA 300.0	1110095-007	<1.000		2.06	2.12	2.00	mg/L	102	105	3 %
QC11100264	MS 2	Nitrate Nitrogen	EPA 300.0	1110095-009	<1.000		2.19	2.24	2.00	mg/L	103	106	2 %
QC11100266	MS 1	Sulfate	EPA 300.0	1110095-007	4.48		13.9	14.1	10.0	mg/L	95	96	1 %
QC11100266	MS 2	Sulfate	EPA 300.0	1110095-009	35.7	M	43.3	43.9	10.0	mg/L	NC	NC	NC
QC11100531	MS 1	Aluminum	EPA 200.7	1110211-001	0.785	M	2.37	2.40	1.00	mg/L	NC	NC	NC
		Barium	EPA 200.7	1110211-001	0.039		1.02	0.975	1.00	mg/L	98	94	5 %
		Beryllium	EPA 200.7	1110211-001	<0.001		0.978	0.942	1.00	mg/L	98	94	4 %
		Bismuth	EPA 200.7	1110211-001	<0.100		0.978	0.941	1.00	mg/L	100	96	4 %
		Boron	EPA 200.7	1110211-001	<0.100		1.03	0.991	1.00	mg/L	98	94	4 %
		Cadmium	EPA 200.7	1110211-001	<0.001		0.969	0.923	1.00	mg/L	97	92	5 %

QCBatchID	QCType	Parameter	Method	Spike Sample	Sample Result		MS Result	MSD Result	Spike Value	Units	MS % Rec.	MSD % Rec.	RPD
		Calcium	EPA 200.7	1110211-001	34.2		44.1	42.8	10.0	mg/L	99	86	3 %
		Chromium	EPA 200.7	1110211-001	<0.005		0.951	0.914	1.00	mg/L	95	91	4 %
		Cobalt	EPA 200.7	1110211-001	<0.010		0.946	0.906	1.00	mg/L	94	90	4 %
		Copper	EPA 200.7	1110211-001	<0.050		4.86	4.73	5.00	mg/L	97	94	3 %
		Gallium	EPA 200.7	1110211-001	<0.100		0.976	0.947	1.00	mg/L	97	94	3 %
		Iron	EPA 200.7	1110211-001	5.18	SC	5.72	5.61	1.00	mg/L	NC	NC	NC
		Lithium	EPA 200.7	1110211-001	<0.100		0.966	0.945	1.00	mg/L	96	94	2 %
		Magnesium	EPA 200.7	1110211-001	16.9		25.6	24.3	10.0	mg/L	87	74	5 %
		Manganese	EPA 200.7	1110211-001	0.153		1.10	1.06	1.00	mg/L	95	91	4 %
		Molybdenum	EPA 200.7	1110211-001	<0.010		0.990	0.950	1.00	mg/L	99	95	4 %
		Nickel	EPA 200.7	1110211-001	<0.010		4.78	4.57	5.00	mg/L	96	91	4 %
		Pbosphorus	EPA 200.7	1110211-001	<0.500		5.31	5.03	5.00	mg/L	100	94	5 %
		Potassium	EPA 200.7	1110211-001	6.34		16.8	16.4	10.0	mg/L	105	101	2 %
		Scandium	EPA 200.7	1110211-001	<0.100		0.983	0.955	1.00	mg/L	98	96	3 %
		Silver	EPA 200.7	1110211-001	<0.005		0.086	0.084	0.090	mg/L	97	94	2 %
		Sodium	EPA 200.7	1110211-001	31.3		41.2	40.9	10.0	mg/L	99	96	1 %
		Strontium	EPA 200.7	1110211-001	0.259		1.23	1.21	1.00	mg/L	97	95	2 %
		Tin	EPA 200.7	1110211-001	<0.100		0.938	0.881	1.00	mg/L	96	91	6 %
		Titanium	EPA 200.7	1110211-001	<0.100		1.03	1.01	1.00	mg/L	99	97	2 %
		Vanadium	EPA 200.7	1110211-001	0.034		1.02	0.983	1.00	mg/L	99	95	4 %
		Zinc	EPA 200.7	1110211-001	0.023		1.01	0.957	1.00	mg/L	99	93	5 %
QC11100545	MS 1	Mercury	EPA 200.8	1110211-001	<0.00010		0.001029	0.001016	0.001	mg/L	99	98	1 %
		Antimony	EPA 200.8	1110211-001	<0.0025		0.0094	0.0092	0.010	mg/L	92	91	2 %
		Arsenic	EPA 200.8	1110211-001	<0.0050		0.0539	0.0541	0.050	mg/L	100	101	<1%
		Lead	EPA 200.8	1110211-001	<0.0025		0.0109	0.0109	0.010	mg/L	101	101	<1%
		Selenium	EPA 200.8	1110211-001	<0.0050		0.0471	0.0477	0.050	mg/L	93	94	1 %
		Thallium	EPA 200.8	1110211-001	<0.0010		0.0099	0.0099	0.010	mg/L	98	98	<1%

WETLAB
WESTERN ENVIRONMENTAL TESTING LABORATORY
Specializing in Soil, Hazardous Waste and Water Analysis.
475 E. Greg Street #119 | Sparks, Nevada 89431
tel (775) 355-0202 | fax (775) 355-0817 | www.WETLaboratory.com

Lab Number 1110122
Report Due Date: 10-21-11
Page 1 of 1

Client	McClelland Laboratories, Inc.
Address	1016 Greg Street
City, State & Zip	Sparks, NV 89431
Contact	Gene McClelland
Phone	775-356-1300
Collector's Name	Robert
Fax	775-356-8917
Project Name	
P.O. Number	
Project Number	3438-01
Email	mli@mettest.com

Billing Address (if different than Client Address):
Company SAME
Address
City, State & Zip
Contact
Phone
Fax
Email

Fax Results Y N To: Client Billing
Email Results Y N To: Client Billing
Compliance Monitoring Y N
Fax Results to State EPA Y N

DW = Drinking Water
WW = Wastewater
SW = Surface Water
MW = Monitoring Well
SD = Solid
SO = Soil
HW = Hazardous Waste
OTHER:

SAMPLE ID/LOCATION		DATE	TIME			Profile II w/o WAD										Spl. No.
Copper Flat	WK:3	10/07/11	9:00AM	WW	2	X										1

1110122

Instructions/Comments/Special Requirements:

Temperature 22 °C	10-7-11	1605	[signature]	[signature]
Custody Seals Intact? Y N None				
Number of Containers 2				

To the maximum extent permitted by law, the Client agrees to limit the liability of WETLAB for the Client's damages to the total compesation received, unless other agreements are made in writing. This limitation shall apply regardless of the cause of action or legal theory pled or asserted.

COPY

301.2E

WETLAB
WESTERN ENVIRONMENTAL
TESTING LABORATORY

475 E. Greg Street #119 | Sparks, Nevada 89431 | tel (775) 355-0202 | fax (775) 355-0817 | www.WETLaboratory.com

12/6/2011

McClelland Laboratory
1016 Greg Street
Sparks, NV 89431
Attn: Gene McClelland

OrderID: *1109542*

Dear: Gene McClelland

This is to transmit the attached analytical report. The analytical data and information contained therein was generated using specified or selected methods contained in references, such as Standard Methods for the Examination of Water and Wastewater, 18th & 19th editions, Methods for Determination of Organic Compounds in Drinking Water, EPA-600/4-79-020, and Test Methods for Evaluation of Solid Waste, Physical/Chemical Methods (SW846) Third Edition.

The samples were received by WETLAB-Western Environmental Testing Laboratory in good condition on 9/30/2011. Additional comments are located on page 2 of this report.

This is an amended report. If you should have any questions or comments regarding this report, please do not hesitate to call.

Sincerely,

Jennifer Diggs
QA Specialist

Western Environmental Testing Laboratory
Report Comments

McClelland Laboratory - 1109542

General Comments

None

Specific Comments

Due to the sample matrix it was necessary to analyze the following at a dilution:
1109542-001 Vanadium
The reporting limits have been adjusted accordingly.

Data Qualifier Legend

B	-- Blank contamination; Analyte detected above the method reporting limit in an associated blank
HT	-- Sample held beyond the accepted holding time
J	-- The reported value is between the laboratory method detection limit and the laboratory practical quantitation limit
M	-- Reported value is estimated; The sample matrix interfered with the analysis
N	-- There was insufficient sample available to perform a spike and/or duplicate on this analytical batch.
NC	-- Not calculated due to matrix interference
Q	-- Reported value is estimated; The value failed to meet QC criteria for either precision or accuracy
SC	-- Spike recovery not calculated. Sample concentration >4X the spike amount; therefore, the spike could not be adequately recovered.

Western Environmental Testing Laboratory
Analytical Report

McClelland Laboratory
1016 Greg Street
Sparks, NV 89431
Attn: Gene McClelland
Phone: (775) 356-1300 **Fax:** (775) 356-8917
PO\Project: *3438-01*

Date Printed: 12/6/2011
OrderID: *1109542*

Customer Sample ID: Copper Flat WK:2
WETLAB Sample ID: 1109542-001

Collect Date/Time: 9/30/2011 09:00
Receive Date: 9/30/2011 15:15

PROFILE II

Parameter	Method	Results	Units	Reporting Limit	Date Analyzed
pH	SM 4500-H+ B	8.04	pH Units		9/30/2011
Bicarbonate (HCO3)	SM 2320B	160	mg/L	1.0	10/3/2011
Carbonate (CO3)	SM 2320B	<1.0	mg/L	1.0	10/3/2011
Hydroxide (OH)	SM 2320B	<1.0	mg/L	1.0	10/3/2011
Total Alkalinity	SM 2320B	130	mg/L as CaCO3	1.0	10/3/2011
Chloride	EPA 300.0	<1.00	mg/L	1.00	10/1/2011
Fluoride	EPA 300.0	2.6	mg/L	0.10	10/1/2011
Sulfate	EPA 300.0	65	mg/L	1.0	10/1/2011
Nitrate Nitrogen	EPA 300.0	<1.0	mg/L	1.0	10/1/2011
Nitrite Nitrogen	EPA 300.0	<0.025	mg/L	0.025	10/1/2011
Total Dissolved Solids (TDS)	SM 2540C	260	mg/L	10	10/3/2011
Aluminum	EPA 200.7	<0.045	mg/L	0.045	10/12/2011
Barium	EPA 200.7	0.070	mg/L	0.010	10/12/2011
Beryllium	EPA 200.7	<0.0010	mg/L	0.0010	10/12/2011
Bismuth	EPA 200.7	<0.10	mg/L	0.10	10/12/2011
Boron	EPA 200.7	<0.10	mg/L	0.10	10/12/2011
Cadmium	EPA 200.7	<0.0010	mg/L	0.0010	10/12/2011
Calcium	EPA 200.7	55	mg/L	0.50	10/12/2011
Chromium	EPA 200.7	<0.0050	mg/L	0.0050	10/12/2011
Cobalt	EPA 200.7	<0.010	mg/L	0.010	10/12/2011
Copper	EPA 200.7	<0.050	mg/L	0.050	10/12/2011
Gallium	EPA 200.7	<0.10	mg/L	0.10	10/12/2011
Iron	EPA 200.7	<0.010	mg/L	0.010	10/12/2011
Lithium	EPA 200.7	<0.10	mg/L	0.10	10/12/2011
Magnesium	EPA 200.7	7.7	mg/L	0.50	10/12/2011
Manganese	EPA 200.7	0.059	mg/L	0.0050	10/12/2011
Molybdenum	EPA 200.7	0.040	mg/L	0.010	10/12/2011
Nickel	EPA 200.7	<0.010	mg/L	0.010	10/12/2011
Phosphorus	EPA 200.7	<0.50	mg/L	0.50	10/12/2011
Potassium	EPA 200.7	26	mg/L	0.50	10/12/2011

Customer Sample ID: Copper Flat WK:2 **Collect Date/Time:** 9/30/2011 09:00

WETLAB Sample ID: 1109542-001 **Receive Date:** 9/30/2011 15:15

PROFILE II

Parameter	Method	Results	Units	Reporting Limit	Date Analyzed
Scandium	EPA 200.7	<0.10	mg/L	0.10	10/12/2011
Silver	EPA 200.7	<0.0050	mg/L	0.0050	10/12/2011
Sodium	EPA 200.7	9.0	mg/L	0.50	10/12/2011
Strontium	EPA 200.7	0.74	mg/L	0.10	10/12/2011
Tin	EPA 200.7	<0.10	mg/L	0.10	10/12/2011
Titanium	EPA 200.7	<0.10	mg/L	0.10	10/12/2011
Vanadium	EPA 200.7	<0.050	mg/L	0.050	10/13/2011
Zinc	EPA 200.7	<0.010	mg/L	0.010	10/12/2011
Mercury	EPA 200.8	<0.00010	mg/L	0.00010	10/11/2011
Antimony	EPA 200.8	0.0012	mg/L	0.0010	10/11/2011
Arsenic	EPA 200.8	<0.0050	mg/L	0.0050	10/11/2011
Lead	EPA 200.8	<0.0010	mg/L	0.0010	10/11/2011
Selenium	EPA 200.8	<0.0050	mg/L	0.0050	10/11/2011
Thallium	EPA 200.8	<0.0010	mg/L	0.0010	10/11/2011
Uranium	EPA 200.8	0.049	mg/L	0.010	10/11/2011
Anions	Calculation	4.11	meq/L	0.10	
Cations	Calculation	4.44	meq/L	0.10	
Error	Calculation	3.8	%	1.0	

Western Environmental Testing Laboratory
QC Report

QCBatchID	QCType	Parameter	Method	Result	Units
QC11100020	Blank 1	Fluoride	EPA 300.0	<0.10	mg/L
QC11100020	Blank 2	Fluoride	EPA 300.0	<0.10	mg/L
QC11100022	Blank 1	Chloride	EPA 300.0	<1.0	mg/L
QC11100022	Blank 2	Chloride	EPA 300.0	<1.0	mg/L
QC11100024	Blank 1	Nitrite Nitrogen	EPA 300.0	<0.025	mg/L
QC11100024	Blank 2	Nitrite Nitrogen	EPA 300.0	<0.025	mg/L
QC11100026	Blank 1	Nitrate Nitrogen	EPA 300.0	<1.0	mg/L
QC11100026	Blank 2	Nitrate Nitrogen	EPA 300.0	<1.0	mg/L
QC11100028	Blank 1	Sulfate	EPA 300.0	<1.0	mg/L
QC11100028	Blank 2	Sulfate	EPA 300.0	<1.0	mg/L
QC11100147	Blank 1	Total Dissolved Solids (TDS)	SM 2540C	<10	mg/L
QC11100147	Blank 2	Total Dissolved Solids (TDS)	SM 2540C	<10	mg/L
QC11100347	Blank 1	Mercury	EPA 200.8	<0.00010	mg/L
		Antimony	EPA 200.8	<0.0025	mg/L
		Arsenic	EPA 200.8	<0.0050	mg/L
		Lead	EPA 200.8	<0.0025	mg/L
		Selenium	EPA 200.8	<0.0050	mg/L
		Thallium	EPA 200.8	<0.0010	mg/L
		Uranium	EPA 200.8	<0.010	mg/L
QC11100393	Blank 1	Aluminum	EPA 200.7	<0.045	mg/L
		Barium	EPA 200.7	<0.010	mg/L
		Beryllium	EPA 200.7	<0.0010	mg/L
		Bismuth	EPA 200.7	<0.10	mg/L
		Boron	EPA 200.7	<0.100	mg/L
		Cadmium	EPA 200.7	<0.0010	mg/L
		Calcium	EPA 200.7	<0.50	mg/L
		Chromium	EPA 200.7	<0.0050	mg/L
		Cobalt	EPA 200.7	<0.010	mg/L
		Copper	EPA 200.7	<0.050	mg/L
		Gallium	EPA 200.7	<0.10	mg/L
		Iron	EPA 200.7	<0.010	mg/L
		Lithium	EPA 200.7	<0.10	mg/L
		Magnesium	EPA 200.7	<0.50	mg/L
		Manganese	EPA 200.7	<0.0050	mg/L
		Molybdenum	EPA 200.7	<0.010	mg/L
		Nickel	EPA 200.7	<0.010	mg/L
		Phosphorus	EPA 200.7	<0.50	mg/L
		Potassium	EPA 200.7	<0.50	mg/L
		Scandium	EPA 200.7	<0.10	mg/L
		Silver	EPA 200.7	<0.0050	mg/L
		Sodium	EPA 200.7	<0.50	mg/L
		Strontium	EPA 200.7	<0.10	mg/L
		Tin	EPA 200.7	<0.10	mg/L
		Titanium	EPA 200.7	<0.10	mg/L
		Vanadium	EPA 200.7	<0.010	mg/L
		Zinc	EPA 200.7	<0.010	mg/L

QCBatchID	QCType	Parameter	Method	Result	Actual	% Recovery	Units
QC11100011	LCS 1	pH	SM 4500-H+ B	7.00	7.00	100	pH Units
QC11100020	LCS 1	Fluoride	EPA 300.0	2.18	2.00	109	mg/L

QCBatchID	QCType	Parameter	Method	Result	Actual	% Recovery	Units
QC11100022	LCS 1	Chloride	EPA 300.0	10.1	10.0	101	mg/L
QC11100024	LCS 1	Nitrite Nitrogen	EPA 300.0	0.488	0.500	98	mg/L
QC11100026	LCS 1	Nitrate Nitrogen	EPA 300.0	2.00	2.00	100	mg/L
QC11100028	LCS 1	Sulfate	EPA 300.0	23.6	25.0	94	mg/L
QC11100065	LCS 1	Alkalinity	SM 2320B	95.4	100	95	mg/L
QC11100065	LCS 2	Alkalinity	SM 2320B	93.7	100	94	mg/L
QC11100147	LCS 1	Total Dissolved Solids (TDS)	SM 2540C	148	150	99	mg/L
QC11100147	LCS 2	Total Dissolved Solids (TDS)	SM 2540C	149	150	100	mg/L
QC11100347	LCS 1	Mercury	EPA 200.8	0.000991	0.001	99	mg/L
		Antimony	EPA 200.8	0.0101	0.010	101	mg/L
		Arsenic	EPA 200.8	0.0464	0.050	93	mg/L
		Lead	EPA 200.8	0.0105	0.010	105	mg/L
		Selenium	EPA 200.8	0.0498	0.050	100	mg/L
		Thallium	EPA 200.8	0.0102	0.010	102	mg/L
		Uranium	EPA 200.8	0.0102	0.010	102	mg/L
QC11100393	LCS 1	Aluminum	EPA 200.7	1.05	1.00	105	mg/L
		Barium	EPA 200.7	1.07	1.00	107	mg/L
		Beryllium	EPA 200.7	1.09	1.00	109	mg/L
		Bismuth	EPA 200.7	1.10	1.00	110	mg/L
		Boron	EPA 200.7	1.04	1.00	104	mg/L
		Cadmium	EPA 200.7	1.09	1.00	109	mg/L
		Calcium	EPA 200.7	10.8	10.0	108	mg/L
		Chromium	EPA 200.7	1.04	1.00	104	mg/L
		Cobalt	EPA 200.7	1.08	1.00	108	mg/L
		Copper	EPA 200.7	5.25	5.00	105	mg/L
		Gallium	EPA 200.7	1.06	1.00	106	mg/L
		Iron	EPA 200.7	1.05	1.00	105	mg/L
		Lithium	EPA 200.7	1.04	1.00	104	mg/L
		Magnesium	EPA 200.7	10.6	10.0	106	mg/L
		Manganese	EPA 200.7	1.06	1.00	106	mg/L
		Molybdenum	EPA 200.7	1.07	1.00	107	mg/L
		Nickel	EPA 200.7	5.41	5.00	108	mg/L
		Phosphorus	EPA 200.7	5.45	5.00	109	mg/L
		Potassium	EPA 200.7	10.7	10.0	107	mg/L
		Scandium	EPA 200.7	1.07	1.00	107	mg/L
		Silver	EPA 200.7	0.095	0.090	106	mg/L
		Sodium	EPA 200.7	10.6	10.0	106	mg/L
		Strontium	EPA 200.7	1.07	1.00	107	mg/L
		Tin	EPA 200.7	1.04	1.00	104	mg/L
		Titanium	EPA 200.7	1.04	1.00	104	mg/L
		Vanadium	EPA 200.7	1.07	1.00	107	mg/L
		Zinc	EPA 200.7	1.09	1.00	109	mg/L

QCBatchID	QCType	Parameter	Method	Duplicate Sample	Sample Result	Duplicate Result	Units	RPD
QC11100011	Duplicate	pH	SM 4500-H+ B	1109530-002	7.75	7.76	pH Units	<1%
QC11100011	Duplicate	pH	SM 4500-H+ B	1109537-001	7.61	7.54	pH Units	1 %
QC11100011	Duplicate	pH	SM 4500-H+ B	1109537-002	7.80	7.77	pH Units	1 %
QC11100065	Duplicate	Bicarbonate (HCO3)	SM 2320B	1110001-001	228	228	mg/L	<1%
		Carbonate (CO3)	SM 2320B	1110001-001	<1.000	<1.000	mg/L	<1%
		Hydroxide (OH)	SM 2320B	1110001-001	<1.000	<1.000	mg/L	<1%
		Total Alkalinity	SM 2320B	1110001-001	187	187	mg/L as CaCO3	<1%
QC11100065	Duplicate	Bicarbonate (HCO3)	SM 2320B	1110011-001	125	123	mg/L	1 %
		Carbonate (CO3)	SM 2320B	1110011-001	12.9	12.8	mg/L	1 %

QCBatchID	QCType	Parameter	Method	Duplicate Sample	Sample Result	Duplicate Result	Units	RPD
		Hydroxide (OH)	SM 2320B	1110011-001	<1.000	<1.000	mg/L	<1%
		Total Alkalinity	SM 2320B	1110011-001	124	122	mg/L as CaCO3	1 %
QC11100065	Duplicate	Bicarbonate (HCO3)	SM 2320B	1110012-004	54.8	56.1	mg/L	2 %
		Carbonate (CO3)	SM 2320B	1110012-004	<1.000	<1.000	mg/L	<1%
		Hydroxide (OH)	SM 2320B	1110012-004	<1.000	<1.000	mg/L	<1%
		Total Alkalinity	SM 2320B	1110012-004	45.0	46.0	mg/L as CaCO3	2 %
QC11100147	Duplicate	Total Dissolved Solids (TDS)	SM 2540C	1109522-002	560	556	mg/L	1 %
QC11100147	Duplicate	Total Dissolved Solids (TDS)	SM 2540C	1109538-002	28.0	28.0	mg/L	<1%
QC11100147	Duplicate	Total Dissolved Solids (TDS)	SM 2540C	1110001-001	420	424	mg/L	1 %

QCBatchID	QCType	Parameter	Method	Spike Sample	Sample Result	MS Result	MSD Result	Spike Value	Units	MS % Rec.	MSD % Rec.	RPD
QC11100020	MS 1	Fluoride	EPA 300.0	1109541-005	0.176	2.26	2.27	2.00	mg/L	104	105	<1%
QC11100022	MS 1	Chloride	EPA 300.0	1109541-005	<1.000	5.13	5.14	5.00	mg/L	101	102	<1%
QC11100024	MS 1	Nitrite Nitrogen	EPA 300.0	1109541-005	<0.025	0.508	0.510	0.500	mg/L	101	101	<1%
QC11100026	MS 1	Nitrate Nitrogen	EPA 300.0	1109541-005	<1.000	2.12	2.12	2.00	mg/L	104	104	<1%
QC11100028	MS 1	Sulfate	EPA 300.0	1109541-005	<1.000	9.60	9.64	10.0	mg/L	96	97	<1%
QC11100347	MS 1	Mercury	EPA 200.8	1110054-002	<0.00010	0.001016	0.001000	0.001	mg/L	102	100	2 %
		Antimony	EPA 200.8	1110054-002	<0.0025	0.0098	0.0098	0.010	mg/L	98	98	<1%
		Arsenic	EPA 200.8	1110054-002	<0.0050	0.0490	0.0480	0.050	mg/L	98	96	2 %
		Lead	EPA 200.8	1110054-002	<0.0025	0.0107	0.0108	0.010	mg/L	107	108	1 %
		Selenium	EPA 200.8	1110054-002	<0.0050	0.0502	0.0500	0.050	mg/L	99	99	<1%
		Thallium	EPA 200.8	1110054-002	<0.0010	0.0107	0.0107	0.010	mg/L	107	107	<1%
		Uranium	EPA 200.8	1110054-002	<0.0100	0.0118	0.0122	0.010	mg/L	101	104	3 %
QC11100393	MS 1	Aluminum	EPA 200.7	1110054-002	<0.045	1.06	1.06	1.00	mg/L	104	104	<1%
		Barium	EPA 200.7	1110054-002	0.017	1.08	1.08	1.00	mg/L	106	106	<1%
		Beryllium	EPA 200.7	1110054-002	<0.001	1.08	1.08	1.00	mg/L	108	108	<1%
		Bismuth	EPA 200.7	1110054-002	<0.100	1.07	1.07	1.00	mg/L	107	107	<1%
		Boron	EPA 200.7	1110054-002	<0.100	1.06	1.07	1.00	mg/L	105	106	1 %
		Cadmium	EPA 200.7	1110054-002	<0.001	1.07	1.09	1.00	mg/L	107	109	2 %
		Calcium	EPA 200.7	1110054-002	28.6	38.4	38.6	10.0	mg/L	98	100	1 %
		Chromium	EPA 200.7	1110054-002	<0.005	1.04	1.05	1.00	mg/L	104	105	1 %
		Cobalt	EPA 200.7	1110054-002	<0.010	1.04	1.05	1.00	mg/L	104	105	1 %
		Copper	EPA 200.7	1110054-002	<0.050	5.31	5.31	5.00	mg/L	106	106	<1%
		Gallium	EPA 200.7	1110054-002	<0.100	1.05	1.05	1.00	mg/L	105	105	<1%
		Iron	EPA 200.7	1110054-002	0.092	1.13	1.14	1.00	mg/L	104	105	1 %
		Lithium	EPA 200.7	1110054-002	<0.100	1.04	1.02	1.00	mg/L	104	102	2 %
		Magnesium	EPA 200.7	1110054-002	2.67	12.7	12.9	10.0	mg/L	100	102	2 %
		Manganese	EPA 200.7	1110054-002	<0.005	1.06	1.06	1.00	mg/L	106	106	<1%
		Molybdenum	EPA 200.7	1110054-002	<0.010	1.07	1.06	1.00	mg/L	107	106	1 %
		Nickel	EPA 200.7	1110054-002	<0.010	5.26	5.34	5.00	mg/L	105	107	2 %
		Phosphorus	EPA 200.7	1110054-002	<0.500	5.40	5.50	5.00	mg/L	107	109	2 %
		Potassium	EPA 200.7	1110054-002	1.86	12.5	12.5	10.0	mg/L	106	106	<1%
		Scandium	EPA 200.7	1110054-002	<0.100	1.05	1.05	1.00	mg/L	105	105	<1%
		Silver	EPA 200.7	1110054-002	<0.005	0.095	0.094	0.090	mg/L	105	105	1 %
		Sodium	EPA 200.7	1110054-002	3.95	14.2	14.1	10.0	mg/L	102	101	1 %
		Strontium	EPA 200.7	1110054-002	0.109	1.15	1.13	1.00	mg/L	104	102	2 %
		Tin	EPA 200.7	1110054-002	<0.100	1.01	1.01	1.00	mg/L	103	103	<1%
		Titanium	EPA 200.7	1110054-002	<0.100	1.03	1.03	1.00	mg/L	103	103	<1%
		Vanadium	EPA 200.7	1110054-002	<0.010	1.07	1.07	1.00	mg/L	107	107	<1%
		Zinc	EPA 200.7	1110054-002	<0.010	1.06	1.08	1.00	mg/L	106	108	2 %

WETLAB
WESTERN ENVIRONMENTAL
TESTING LABORATORY

475 E. Greg Street #119 | Sparks, Nevada 89431 | tel (775) 355-0202 | fax (775) 355-0817 | www.WETLaboratory.com

12/6/2011

McClelland Laboratory
1016 Greg Street
Sparks, NV 89431
Attn: Gene McClelland

OrderID: *1109409*

Dear: Gene McClelland

This is to transmit the attached analytical report. The analytical data and information contained therein was generated using specified or selected methods contained in references, such as Standard Methods for the Examination of Water and Wastewater, 18th & 19th editions, Methods for Determination of Organic Compounds in Drinking Water, EPA-600/4-79-020, and Test Methods for Evaluation of Solid Waste, Physical/Chemical Methods (SW846) Third Edition.

The samples were received by WETLAB-Western Environmental Testing Laboratory in good condition on 9/23/2011. Additional comments are located on page 2 of this report.

This is an amended report. If you should have any questions or comments regarding this report, please do not hesitate to call.

Sincerely,

Jennifer Diggs
QA Specialist

Western Environmental Testing Laboratory
Report Comments

McClelland Laboratory - 1109409

General Comments

None

Specific Comments

Due to the sample matrix it was necessary to analyze the following at a dilution:
1109409-001 Nitrite Nitrogen
The reporting limits have been adjusted accordingly.

Data Qualifier Legend

B -- Blank contamination; Analyte detected above the method reporting limit in an associated blank

HT -- Sample held beyond the accepted holding time

J -- The reported value is between the laboratory method detection limit and the laboratory practical quantitation limit

M -- Reported value is estimated; The sample matrix interfered with the analysis

N -- There was insufficient sample available to perform a spike and/or duplicate on this analytical batch.

NC -- Not calculated due to matrix interference

Q -- Reported value is estimated; The value failed to meet QC criteria for either precision or accuracy

SC -- Spike recovery not calculated. Sample concentration >4X the spike amount; therefore, the spike could not be adequately recovered.

Western Environmental Testing Laboratory
Analytical Report

McClelland Laboratory
1016 Greg Street
Sparks, NV 89431
Attn: Gene McClelland
Phone: (775) 356-1300 **Fax:** (775) 356-8917
PO\Project: *3438-01*

Date Printed: 12/6/2011
OrderID: *1109409*

Customer Sample ID: Copper Flat
WETLAB Sample ID: 1109409-001

Collect Date/Time: 9/23/2011 09:00
Receive Date: 9/23/2011 16:15

PROFILE II

Parameter	Method	Results	Units	Reporting Limit	Date Analyzed
pH	SM 4500-H+ B	7.99	pH Units		9/23/2011
Bicarbonate (HCO3)	SM 2320B	180	mg/L	1.0	9/23/2011
Carbonate (CO3)	SM 2320B	<1.0	mg/L	1.0	9/23/2011
Hydroxide (OH)	SM 2320B	<1.0	mg/L	1.0	9/23/2011
Total Alkalinity	SM 2320B	150	mg/L as CaCO3	1.0	9/23/2011
Chloride	EPA 300.0	1.1	mg/L	1.00	9/24/2011
Fluoride	EPA 300.0	3.0	mg/L	0.20	9/24/2011
Sulfate	EPA 300.0	100	mg/L	2.0	9/24/2011
Nitrate Nitrogen	EPA 300.0	<1.0	mg/L	1.0	9/24/2011
Nitrite Nitrogen	EPA 300.0	<0.050	mg/L	0.050	9/24/2011
Total Dissolved Solids (TDS)	SM 2540C	340	mg/L	10	9/26/2011
Aluminum	EPA 200.7	<0.045	mg/L	0.045	9/27/2011
Barium	EPA 200.7	0.057	mg/L	0.010	9/27/2011
Beryllium	EPA 200.7	<0.0010	mg/L	0.0010	9/27/2011
Bismuth	EPA 200.7	<0.10	mg/L	0.10	9/27/2011
Boron	EPA 200.7	<0.10	mg/L	0.10	9/27/2011
Cadmium	EPA 200.7	<0.0010	mg/L	0.0010	9/27/2011
Calcium	EPA 200.7	53	mg/L	0.50	9/27/2011
Chromium	EPA 200.7	<0.0050	mg/L	0.0050	9/27/2011
Cobalt	EPA 200.7	<0.010	mg/L	0.010	9/27/2011
Copper	EPA 200.7	<0.050	mg/L	0.050	9/27/2011
Gallium	EPA 200.7	<0.10	mg/L	0.10	9/27/2011
Iron	EPA 200.7	<0.010	mg/L	0.010	9/27/2011
Lithium	EPA 200.7	<0.10	mg/L	0.10	9/27/2011
Magnesium	EPA 200.7	7.0	mg/L	0.50	9/27/2011
Manganese	EPA 200.7	0.060	mg/L	0.0050	9/27/2011
Molybdenum	EPA 200.7	0.077	mg/L	0.010	9/27/2011
Nickel	EPA 200.7	<0.010	mg/L	0.010	9/27/2011
Phosphorus	EPA 200.7	<0.50	mg/L	0.50	9/27/2011
Potassium	EPA 200.7	28	mg/L	0.50	9/27/2011

Customer Sample ID: Copper Flat
WETLAB Sample ID: 1109409-001

Collect Date/Time: 9/23/2011 09:00
Receive Date: 9/23/2011 16:15

PROFILE II

Parameter	Method	Results	Units	Reporting Limit	Date Analyzed
Scandium	EPA 200.7	<0.10	mg/L	0.10	9/27/2011
Silver	EPA 200.7	<0.0050	mg/L	0.0050	9/27/2011
Sodium	EPA 200.7	28	mg/L	0.50	9/27/2011
Strontium	EPA 200.7	0.72	mg/L	0.10	9/27/2011
Tin	EPA 200.7	<0.10	mg/L	0.10	9/27/2011
Titanium	EPA 200.7	<0.10	mg/L	0.10	9/27/2011
Vanadium	EPA 200.7	<0.010	mg/L	0.010	9/27/2011
Zinc	EPA 200.7	<0.010	mg/L	0.010	9/27/2011
Mercury	EPA 200.8	<0.00010	mg/L	0.00010	9/28/2011
Antimony	EPA 200.8	0.0015	mg/L	0.0010	9/28/2011
Arsenic	EPA 200.8	<0.0050	mg/L	0.0050	9/28/2011
Lead	EPA 200.8	<0.0010	mg/L	0.0010	9/28/2011
Selenium	EPA 200.8	<0.0050	mg/L	0.0050	9/28/2011
Thallium	EPA 200.8	<0.0010	mg/L	0.0010	9/28/2011
Uranium	EPA 200.8	0.054	mg/L	0.010	9/28/2011
Anions	Calculation	5.22	meq/L	0.10	
Cations	Calculation	5.16	meq/L	0.10	
Error	Calculation	<1.0	%	1.0	

Western Environmental Testing Laboratory
QC Report

QCBatchID	QCType	Parameter	Method	Result	Units
QC11090729	Blank 1	Fluoride	EPA 300.0	<0.10	mg/L
QC11090729	Blank 2	Fluoride	EPA 300.0	<0.10	mg/L
QC11090729	Blank 3	Fluoride	EPA 300.0	<0.10	mg/L
QC11090733	Blank 1	Chloride	EPA 300.0	<1.0	mg/L
QC11090733	Blank 2	Chloride	EPA 300.0	<1.0	mg/L
QC11090735	Blank 1	Nitrite Nitrogen	EPA 300.0	<0.025	mg/L
QC11090735	Blank 2	Nitrite Nitrogen	EPA 300.0	<0.025	mg/L
QC11090735	Blank 3	Nitrite Nitrogen	EPA 300.0	<0.025	mg/L
QC11090737	Blank 1	Nitrate Nitrogen	EPA 300.0	<1.0	mg/L
QC11090737	Blank 2	Nitrate Nitrogen	EPA 300.0	<1.0	mg/L
QC11090737	Blank 3	Nitrate Nitrogen	EPA 300.0	<1.0	mg/L
QC11090740	Blank 1	Sulfate	EPA 300.0	<1.0	mg/L
QC11090740	Blank 2	Sulfate	EPA 300.0	<1.0	mg/L
QC11090740	Blank 3	Sulfate	EPA 300.0	<1.0	mg/L
QC11090823	Blank 1	Aluminum	EPA 200.7	<0.045	mg/L
		Barium	EPA 200.7	<0.010	mg/L
		Beryllium	EPA 200.7	<0.0010	mg/L
		Bismuth	EPA 200.7	<0.10	mg/L
		Boron	EPA 200.7	<0.10	mg/L
		Cadmium	EPA 200.7	<0.0010	mg/L
		Calcium	EPA 200.7	<0.50	mg/L
		Chromium	EPA 200.7	<0.0050	mg/L
		Cobalt	EPA 200.7	<0.010	mg/L
		Copper	EPA 200.7	<0.050	mg/L
		Gallium	EPA 200.7	<0.10	mg/L
		Iron	EPA 200.7	<0.010	mg/L
		Lithium	EPA 200.7	<0.10	mg/L
		Magnesium	EPA 200.7	<0.50	mg/L
		Manganese	EPA 200.7	<0.0050	mg/L
		Molybdenum	EPA 200.7	<0.010	mg/L
		Nickel	EPA 200.7	<0.010	mg/L
		Phosphorus	EPA 200.7	<0.50	mg/L
		Potassium	EPA 200.7	<0.50	mg/L
		Scandium	EPA 200.7	<0.10	mg/L
		Silver	EPA 200.7	<0.0050	mg/L
		Sodium	EPA 200.7	<0.50	mg/L
		Strontium	EPA 200.7	<0.10	mg/L
		Tin	EPA 200.7	<0.10	mg/L
		Titanium	EPA 200.7	<0.10	mg/L
		Vanadium	EPA 200.7	<0.010	mg/L
		Zinc	EPA 200.7	<0.010	mg/L
QC11090848	Blank 1	Mercury	EPA 200.8	<0.00010	mg/L
		Antimony	EPA 200.8	<0.0025	mg/L
		Arsenic	EPA 200.8	<0.0050	mg/L
		Lead	EPA 200.8	<0.0025	mg/L
		Selenium	EPA 200.8	<0.0050	mg/L
		Thallium	EPA 200.8	<0.0010	mg/L
		Uranium	EPA 200.8	<0.010	mg/L
QC11090850	Blank 1	Total Dissolved Solids (TDS)	SM 2540C	<10	mg/L
QC11090850	Blank 2	Total Dissolved Solids (TDS)	SM 2540C	<10	mg/L

QCBatchID	QCType	Parameter	Method	Result	Actual	% Recovery	Units
QC11090716	LCS 1	pH	SM 4500-H+ B	7.01	7.00	100	pH Units
QC11090716	LCS 2	pH	SM 4500-H+ B	7.01	7.00	100	pH Units
QC11090725	LCS 1	Alkalinity	SM 2320B	94.7	100	95	mg/L
QC11090729	LCS 1	Fluoride	EPA 300.0	2.16	2.00	108	mg/L
QC11090733	LCS 1	Chloride	EPA 300.0	10.5	10.0	105	mg/L
QC11090735	LCS 1	Nitrite Nitrogen	EPA 300.0	0.503	0.500	101	mg/L
QC11090737	LCS 1	Nitrate Nitrogen	EPA 300.0	2.07	2.00	103	mg/L
QC11090740	LCS 1	Sulfate	EPA 300.0	25.9	25.0	104	mg/L
QC11090823	LCS 1	Aluminum	EPA 200.7	1.03	1.00	103	mg/L
		Barium	EPA 200.7	1.04	1.00	104	mg/L
		Beryllium	EPA 200.7	1.03	1.00	103	mg/L
		Bismuth	EPA 200.7	1.05	1.00	105	mg/L
		Boron	EPA 200.7	1.02	1.00	102	mg/L
		Cadmium	EPA 200.7	1.04	1.00	104	mg/L
		Calcium	EPA 200.7	10.4	10.0	104	mg/L
		Chromium	EPA 200.7	1.03	1.00	103	mg/L
		Cobalt	EPA 200.7	1.05	1.00	105	mg/L
		Copper	EPA 200.7	5.20	5.00	104	mg/L
		Gallium	EPA 200.7	1.04	1.00	104	mg/L
		Iron	EPA 200.7	1.04	1.00	104	mg/L
		Lithium	EPA 200.7	0.992	1.00	99	mg/L
		Magnesium	EPA 200.7	10.4	10.0	104	mg/L
		Manganese	EPA 200.7	1.05	1.00	105	mg/L
		Molybdenum	EPA 200.7	1.01	1.00	101	mg/L
		Nickel	EPA 200.7	5.22	5.00	104	mg/L
		Phosphorus	EPA 200.7	5.30	5.00	106	mg/L
		Potassium	EPA 200.7	10.2	10.0	102	mg/L
		Scandium	EPA 200.7	1.04	1.00	104	mg/L
		Silver	EPA 200.7	0.092	0.090	102	mg/L
		Sodium	EPA 200.7	10.2	10.0	102	mg/L
		Strontium	EPA 200.7	1.02	1.00	102	mg/L
		Tin	EPA 200.7	1.03	1.00	103	mg/L
		Titanium	EPA 200.7	1.03	1.00	103	mg/L
		Vanadium	EPA 200.7	1.03	1.00	103	mg/L
		Zinc	EPA 200.7	1.06	1.00	106	mg/L
QC11090848	LCS 1	Mercury	EPA 200.8	0.001031	0.001	103	mg/L
		Antimony	EPA 200.8	0.0108	0.010	108	mg/L
		Arsenic	EPA 200.8	0.0492	0.050	98	mg/L
		Lead	EPA 200.8	0.0105	0.010	104	mg/L
		Selenium	EPA 200.8	0.0464	0.050	93	mg/L
		Thallium	EPA 200.8	0.0101	0.010	101	mg/L
		Uranium	EPA 200.8	<0.0100	0.010	88	mg/L
QC11090850	LCS 1	Total Dissolved Solids (TDS)	SM 2540C	156	150	104	mg/L
QC11090850	LCS 2	Total Dissolved Solids (TDS)	SM 2540C	156	150	104	mg/L

QCBatchID	QCType	Parameter	Method	Duplicate Sample	Sample Result	Duplicate Result	Units	RPD
QC11090716	Duplicate	pH	SM 4500-H+ B	1109401-001	7.44	7.48	pH Units	1 %
QC11090716	Duplicate	pH	SM 4500-H+ B	1109405-001	7.87	7.77	pH Units	1 %
QC11090716	Duplicate	pH	SM 4500-H+ B	1109414-006	7.33	7.39	pH Units	1 %
QC11090725	Duplicate	Bicarbonate (HCO3)	SM 2320B	1109401-001	163	163	mg/L	<1%
		Carbonate (CO3)	SM 2320B	1109401-001	<1.000	<1.000	mg/L	<1%
		Hydroxide (OH)	SM 2320B	1109401-001	<1.000	<1.000	mg/L	<1%
		Total Alkalinity	SM 2320B	1109401-001	133	134	mg/L as CaCO3	<1%

QCBatchID	QCType	Parameter	Method	Duplicate Sample	Sample Result	Duplicate Result	Units	RPD
QC11090725	Duplicate	Bicarbonate (HCO3)	SM 2320B	1109405-001	451	449	mg/L	<1%
		Carbonate (CO3)	SM 2320B	1109405-001	<1.000	<1.000	mg/L	<1%
		Hydroxide (OH)	SM 2320B	1109405-001	<1.000	<1.000	mg/L	<1%
		Total Alkalinity	SM 2320B	1109405-001	370	368	mg/L as CaCO3	<1%
QC11090725	Duplicate	Bicarbonate (HCO3)	SM 2320B	1109414-006	115	116	mg/L	<1%
		Carbonate (CO3)	SM 2320B	1109414-006	<1.000	<1.000	mg/L	<1%
		Hydroxide (OH)	SM 2320B	1109414-006	<1.000	<1.000	mg/L	<1%
		Total Alkalinity	SM 2320B	1109414-006	94.6	94.9	mg/L as CaCO3	<1%
QC11090850	Duplicate	Total Dissolved Solids (TDS)	SM 2540C	1109397-001	734	712	mg/L	3 %
QC11090850	Duplicate	Total Dissolved Solids (TDS)	SM 2540C	1109404-001	4450	4350	mg/L	2 %
QC11090850	Duplicate	Total Dissolved Solids (TDS)	SM 2540C	1109414-004	325	323	mg/L	1 %

QCBatchID	QCType	Parameter	Method	Spike Sample	Sample Result		MS Result	MSD Result	Spike Value	Units	MS % Rec.	MSD % Rec.	RPD
QC11090729	MS 1	Fluoride	EPA 300.0	1109404-001	2.35		45.8	45.7	2.00	mg/L	109	108	<1%
QC11090729	MS 2	Fluoride	EPA 300.0	1109409-001	2.97		6.87	6.89	2.00	mg/L	98	98	<1%
QC11090733	MS 1	Chloride	EPA 300.0	1109409-001	1.13		11.9	12.0	5.00	mg/L	108	109	1 %
QC11090735	MS 1	Nitrite Nitrogen	EPA 300.0	1109404-001	75.8	SC	83.3	83.4	0.500	mg/L	NC	NC	NC
QC11090735	MS 2	Nitrite Nitrogen	EPA 300.0	1109409-001	<0.050		0.942	0.959	0.500	mg/L	93	95	2 %
QC11090737	MS 1	Nitrate Nitrogen	EPA 300.0	1109404-001	68.9		111	112	2.00	mg/L	106	107	1 %
QC11090737	MS 2	Nitrate Nitrogen	EPA 300.0	1109409-001	<1.000		4.36	4.39	2.00	mg/L	108	109	1 %
QC11090740	MS 1	Sulfate	EPA 300.0	1109409-001	102		122	122	10.0	mg/L	100	101	<1%
QC11090740	MS 2	Sulfate	EPA 300.0	1109360-007	<1.000		11.6	11.7	10.0	mg/L	111	112	1 %
QC11090823	MS 1	Aluminum	EPA 200.7	1109366-001	0.320		1.46	1.47	1.00	mg/L	114	115	1 %
		Barium	EPA 200.7	1109366-001	<0.010		0.999	0.994	1.00	mg/L	99	99	1 %
		Beryllium	EPA 200.7	1109366-001	<0.001		0.991	0.984	1.00	mg/L	99	98	1 %
		Bismuth	EPA 200.7	1109366-001	<0.100		0.997	0.999	1.00	mg/L	100	100	<1%
		Boron	EPA 200.7	1109366-001	<0.100		0.949	0.959	1.00	mg/L	95	96	1 %
		Cadmium	EPA 200.7	1109366-001	<0.001		1.01	0.999	1.00	mg/L	101	100	1 %
		Calcium	EPA 200.7	1109366-001	3.80		13.5	13.6	10.0	mg/L	97	98	1 %
		Chromium	EPA 200.7	1109366-001	<0.005		0.963	0.957	1.00	mg/L	96	96	1 %
		Cobalt	EPA 200.7	1109366-001	<0.010		0.977	0.965	1.00	mg/L	98	97	1 %
		Copper	EPA 200.7	1109366-001	<0.050		4.79	4.82	5.00	mg/L	96	96	1 %
		Gallium	EPA 200.7	1109366-001	<0.100		0.983	0.989	1.00	mg/L	98	99	1 %
		Iron	EPA 200.7	1109366-001	0.197		1.21	1.22	1.00	mg/L	101	102	1 %
		Lithium	EPA 200.7	1109366-001	<0.100		0.965	0.962	1.00	mg/L	97	96	<1%
		Magnesium	EPA 200.7	1109366-001	1.21		11.0	10.9	10.0	mg/L	98	97	1 %
		Manganese	EPA 200.7	1109366-001	<0.005		0.966	0.957	1.00	mg/L	96	95	1 %
		Molybdenum	EPA 200.7	1109366-001	<0.010		0.996	1.01	1.00	mg/L	100	101	1 %
		Nickel	EPA 200.7	1109366-001	<0.010		4.95	4.88	5.00	mg/L	99	98	1 %
		Phosphorus	EPA 200.7	1109366-001	<0.500		4.92	4.92	5.00	mg/L	97	97	<1%
		Potassium	EPA 200.7	1109366-001	1.15		11.1	11.1	10.0	mg/L	100	100	<1%
		Scandium	EPA 200.7	1109366-001	<0.100		0.945	0.948	1.00	mg/L	95	95	<1%
		Silver	EPA 200.7	1109366-001	<0.005		0.087	0.088	0.090	mg/L	97	98	1 %
		Sodium	EPA 200.7	1109366-001	1.69		11.5	11.5	10.0	mg/L	98	98	<1%
		Strontium	EPA 200.7	1109366-001	<0.100		1.05	1.05	1.00	mg/L	99	99	<1%
		Tin	EPA 200.7	1109366-001	<0.100		0.951	0.950	1.00	mg/L	96	96	<1%
		Titanium	EPA 200.7	1109366-001	<0.100		0.964	0.984	1.00	mg/L	95	97	2 %
		Vanadium	EPA 200.7	1109366-001	<0.010		0.985	0.981	1.00	mg/L	99	98	<1%
		Zinc	EPA 200.7	1109366-001	<0.010		0.995	0.988	1.00	mg/L	99	99	1 %
QC11090848	MS 1	Mercury	EPA 200.8	1109366-001	<0.00010		0.001022	0.001089	0.001	mg/L	102	109	6 %
		Antimony	EPA 200.8	1109366-001	<0.0010		0.0102	0.0099	0.010	mg/L	102	99	3 %
		Arsenic	EPA 200.8	1109366-001	<0.0050		0.0509	0.0505	0.050	mg/L	102	101	1 %

QCBatchID	QCType	Parameter	Method	Spike Sample	Sample Result	MS Result	MSD Result	Spike Value	Units	MS % Rec.	MSD % Rec.	RPD
		Lead	EPA 200.8	1109366-001	<0.0010	0.0115	0.0115	0.010	mg/L	113	113	<1%
		Selenium	EPA 200.8	1109366-001	<0.0050	0.0491	0.0488	0.050	mg/L	98	98	1 %
		Thallium	EPA 200.8	1109366-001	<0.0010	0.0110	0.0110	0.010	mg/L	110	110	<1%
		Uranium	EPA 200.8	1109366-001	<0.0010	0.0093	0.0094	0.010	mg/L	92	93	1 %

WETLAB
WESTERN ENVIRONMENTAL
TESTING LABORATORY

475 E. Greg Street #119 | Sparks, Nevada 89431 | tel (775) 355-0202 | fax (775) 355-0817 | www.WETLaboratory.com

12/6/2011

McClelland Laboratory
1016 Greg Street
Sparks, NV 89431
Attn: Gene McClelland

OrderID: *1109289*

Dear: Gene McClelland

This is to transmit the attached analytical report. The analytical data and information contained therein was generated using specified or selected methods contained in references, such as Standard Methods for the Examination of Water and Wastewater, 18th & 19th editions, Methods for Determination of Organic Compounds in Drinking Water, EPA-600/4-79-020, and Test Methods for Evaluation of Solid Waste, Physical/Chemical Methods (SW846) Third Edition.

The samples were received by WETLAB-Western Environmental Testing Laboratory in good condition on 9/16/2011. Additional comments are located on page 2 of this report.

This is an amended report. If you should have any questions or comments regarding this report, please do not hesitate to call.

Sincerely,

Jennifer Diggs
QA Specialist

Western Environmental Testing Laboratory
Report Comments

McClelland Laboratory - 1109289

General Comments

None

Specific Comments

Due to a laboratory oversight the analysis for Nitrite Nitrogen on sample 1109289-001 was performed past the EPA recommended holding time. We apologize for any inconvenience this may have caused.

Data Qualifier Legend

B -- Blank contamination; Analyte detected above the method reporting limit in an associated blank

HT -- Sample held beyond the accepted holding time

J -- The reported value is between the laboratory method detection limit and the laboratory practical quantitation limit

M -- Reported value is estimated; The sample matrix interfered with the analysis

N -- There was insufficient sample available to perform a spike and/or duplicate on this analytical batch.

NC -- Not calculated due to matrix interference

Q -- Reported value is estimated; The value failed to meet QC criteria for either precision or accuracy

SC -- Spike recovery not calculated. Sample concentration >4X the spike amount; therefore, the spike could not be adequately recovered.

Western Environmental Testing Laboratory
Analytical Report

McClelland Laboratory
1016 Greg Street
Sparks, NV 89431
Attn: Gene McClelland
Phone: (775) 356-1300 **Fax:** (775) 356-8917
PO\Project: *3438-01*

Date Printed: 12/6/2011
OrderID: *1109289*

Customer Sample ID: Copper Flat Wk:0
WETLAB Sample ID: 1109289-001

Collect Date/Time: 9/16/2011 09:00
Receive Date: 9/16/2011 15:30

PROFILE II

Parameter	Method	Results	Units	Reporting Limit	Date Analyzed
pH	SM 4500-H+ B	8.38	pH Units		9/16/2011
Bicarbonate (HCO3)	SM 2320B	150	mg/L	1.0	9/16/2011
Carbonate (CO3)	SM 2320B	1.9	mg/L	1.0	9/16/2011
Hydroxide (OH)	SM 2320B	<1.0	mg/L	1.0	9/16/2011
Total Alkalinity	SM 2320B	130	mg/L as CaCO3	1.0	9/16/2011
Chloride	EPA 300.0	38	mg/L	2.0	9/16/2011
Fluoride	EPA 300.0	1.1	mg/L	0.20	9/16/2011
Sulfate	EPA 300.0	270	mg/L	2.0	9/16/2011
Nitrate Nitrogen	EPA 300.0	<1.0	mg/L	1.0	9/16/2011
Nitrite Nitrogen	EPA 300.0	0.56 HT	mg/L	0.050	9/19/2011
Total Dissolved Solids (TDS)	SM 2540C	640	mg/L	10	9/20/2011
Aluminum	EPA 200.7	<0.045	mg/L	0.045	9/26/2011
Barium	EPA 200.7	0.013	mg/L	0.010	9/26/2011
Beryllium	EPA 200.7	<0.0010	mg/L	0.0010	9/26/2011
Bismuth	EPA 200.7	<0.10	mg/L	0.10	9/26/2011
Boron	EPA 200.7	<0.10	mg/L	0.10	9/26/2011
Cadmium	EPA 200.7	<0.0010	mg/L	0.0010	9/26/2011
Calcium	EPA 200.7	90	mg/L	0.50	9/26/2011
Chromium	EPA 200.7	<0.0050	mg/L	0.0050	9/26/2011
Cobalt	EPA 200.7	<0.010	mg/L	0.010	9/26/2011
Copper	EPA 200.7	<0.050	mg/L	0.050	9/26/2011
Gallium	EPA 200.7	<0.10	mg/L	0.10	9/26/2011
Iron	EPA 200.7	<0.010	mg/L	0.010	9/26/2011
Lithium	EPA 200.7	<0.10	mg/L	0.10	9/26/2011
Magnesium	EPA 200.7	9.9	mg/L	0.50	9/26/2011
Manganese	EPA 200.7	0.020	mg/L	0.0050	9/26/2011
Molybdenum	EPA 200.7	0.19	mg/L	0.010	9/26/2011
Nickel	EPA 200.7	<0.010	mg/L	0.010	9/26/2011
Phosphorus	EPA 200.7	<0.50	mg/L	0.50	9/26/2011
Potassium	EPA 200.7	40	mg/L	0.50	9/26/2011

Customer Sample ID: Copper Flat Wk:0 **Collect Date/Time:** 9/16/2011 09:00

WETLAB Sample ID: 1109289-001 **Receive Date:** 9/16/2011 15:30

PROFILE II

Parameter	Method	Results	Units	Reporting Limit	Date Analyzed
Scandium	EPA 200.7	<0.10	mg/L	0.10	9/26/2011
Silver	EPA 200.7	<0.0050	mg/L	0.0050	9/26/2011
Sodium	EPA 200.7	89	mg/L	0.50	9/26/2011
Strontium	EPA 200.7	1.2	mg/L	0.10	9/26/2011
Tin	EPA 200.7	<0.10	mg/L	0.10	9/26/2011
Titanium	EPA 200.7	<0.10	mg/L	0.10	9/26/2011
Vanadium	EPA 200.7	0.013	mg/L	0.010	9/26/2011
Zinc	EPA 200.7	0.014	mg/L	0.010	9/26/2011
Mercury	EPA 200.8	0.0036	mg/L	0.00010	9/26/2011
Antimony	EPA 200.8	0.0031	mg/L	0.0025	9/23/2011
Arsenic	EPA 200.8	<0.0050	mg/L	0.0050	9/26/2011
Lead	EPA 200.8	<0.0025	mg/L	0.0025	9/23/2011
Selenium	EPA 200.8	0.014	mg/L	0.0050	9/26/2011
Thallium	EPA 200.8	<0.0010	mg/L	0.0010	9/23/2011
Uranium	EPA 200.8	0.040	mg/L	0.010	9/23/2011
Anions	Calculation	9.27	meq/L	0.10	
Cations	Calculation	10.2	meq/L	0.10	
Error	Calculation	4.8	%	1.0	

Western Environmental Testing Laboratory
QC Report

QCBatchID	QCType	Parameter	Method	Result	Units
QC11090538	Blank 1	Fluoride	EPA 300.0	<0.10	mg/L
QC11090538	Blank 2	Fluoride	EPA 300.0	<0.10	mg/L
QC11090538	Blank 3	Fluoride	EPA 300.0	<0.10	mg/L
QC11090539	Blank 1	Chloride	EPA 300.0	<1.00	mg/L
QC11090539	Blank 2	Chloride	EPA 300.0	<1.00	mg/L
QC11090539	Blank 3	Chloride	EPA 300.0	<1.00	mg/L
QC11090541	Blank 1	Nitrate Nitrogen	EPA 300.0	<1.0	mg/L
QC11090541	Blank 2	Nitrate Nitrogen	EPA 300.0	<1.0	mg/L
QC11090541	Blank 3	Nitrate Nitrogen	EPA 300.0	<1.0	mg/L
QC11090542	Blank 1	Sulfate	EPA 300.0	<1.0	mg/L
QC11090542	Blank 2	Sulfate	EPA 300.0	<1.0	mg/L
QC11090542	Blank 3	Sulfate	EPA 300.0	<1.0	mg/L
QC11090586	Blank 1	Nitrite Nitrogen	EPA 300.0	<0.025	mg/L
QC11090586	Blank 2	Nitrite Nitrogen	EPA 300.0	<0.025	mg/L
QC11090586	Blank 3	Nitrite Nitrogen	EPA 300.0	<0.025	mg/L
QC11090644	Blank 1	Total Dissolved Solids (TDS)	SM 2540C	<10	mg/L
QC11090644	Blank 2	Total Dissolved Solids (TDS)	SM 2540C	<10	mg/L
QC11090723	Blank 1	Mercury	EPA 200.8	<0.00010	mg/L
		Antimony	EPA 200.8	<0.0025	mg/L
		Arsenic	EPA 200.8	<0.0050	mg/L
		Lead	EPA 200.8	<0.0025	mg/L
		Selenium	EPA 200.8	<0.0050	mg/L
		Thallium	EPA 200.8	<0.0010	mg/L
		Uranium	EPA 200.8	<0.010	mg/L
QC11090767	Blank 1	Aluminum	EPA 200.7	<0.045	mg/L
		Barium	EPA 200.7	<0.010	mg/L
		Beryllium	EPA 200.7	<0.0010	mg/L
		Bismuth	EPA 200.7	<0.10	mg/L
		Boron	EPA 200.7	<0.10	mg/L
		Cadmium	EPA 200.7	<0.0010	mg/L
		Calcium	EPA 200.7	<0.50	mg/L
		Chromium	EPA 200.7	<0.0050	mg/L
		Cobalt	EPA 200.7	<0.010	mg/L
		Copper	EPA 200.7	<0.050	mg/L
		Gallium	EPA 200.7	<0.10	mg/L
		Iron	EPA 200.7	<0.010	mg/L
		Lithium	EPA 200.7	<0.10	mg/L
		Magnesium	EPA 200.7	<0.50	mg/L
		Manganese	EPA 200.7	<0.0050	mg/L
		Molybdenum	EPA 200.7	<0.010	mg/L
		Nickel	EPA 200.7	<0.010	mg/L
		Phosphorus	EPA 200.7	<0.50	mg/L
		Potassium	EPA 200.7	<0.50	mg/L
		Scandium	EPA 200.7	<0.10	mg/L
		Silver	EPA 200.7	<0.0050	mg/L
		Sodium	EPA 200.7	<0.50	mg/L
		Strontium	EPA 200.7	<0.10	mg/L
		Tin	EPA 200.7	<0.10	mg/L
		Titanium	EPA 200.7	<0.10	mg/L
		Vanadium	EPA 200.7	<0.010	mg/L

QCBatchID	QCType	Parameter	Method	Result	Units
		Zinc	EPA 200.7	<0.010	mg/L

QCBatchID	QCType	Parameter	Method	Result	Actual	% Recovery	Units
QC11090516	LCS 1	pH	SM 4500-H+ B	7.01	7.00	100	pH Units
QC11090516	LCS 2	pH	SM 4500-H+ B	7.02	7.00	100	pH Units
QC11090518	LCS 1	Alkalinity	SM 2320B	94.9	100	95	mg/L
QC11090538	LCS 1	Fluoride	EPA 300.0	2.18	2.00	109	mg/L
QC11090539	LCS 1	Chloride	EPA 300.0	10.2	10.0	102	mg/L
QC11090541	LCS 1	Nitrate Nitrogen	EPA 300.0	2.03	2.00	101	mg/L
QC11090542	LCS 1	Sulfate	EPA 300.0	25.9	25.0	104	mg/L
QC11090586	LCS 1	Nitrite Nitrogen	EPA 300.0	0.470	0.500	94	mg/L
QC11090644	LCS 1	Total Dissolved Solids (TDS)	SM 2540C	149	150	100	mg/L
QC11090644	LCS 2	Total Dissolved Solids (TDS)	SM 2540C	149	150	100	mg/L
QC11090723	LCS 1	Mercury	EPA 200.8	0.001007	0.001	101	mg/L
		Antimony	EPA 200.8	0.0098	0.010	98	mg/L
		Arsenic	EPA 200.8	0.0482	0.050	96	mg/L
		Lead	EPA 200.8	0.0098	0.010	98	mg/L
		Selenium	EPA 200.8	0.0429	0.050	86	mg/L
		Thallium	EPA 200.8	0.0096	0.010	96	mg/L
		Uranium	EPA 200.8	0.0104	0.010	104	mg/L
QC11090767	LCS 1	Aluminum	EPA 200.7	1.00	1.00	100	mg/L
		Barium	EPA 200.7	0.974	1.00	97	mg/L
		Beryllium	EPA 200.7	0.949	1.00	95	mg/L
		Bismuth	EPA 200.7	0.991	1.00	99	mg/L
		Boron	EPA 200.7	0.935	1.00	94	mg/L
		Cadmium	EPA 200.7	0.948	1.00	95	mg/L
		Calcium	EPA 200.7	9.81	10.0	98	mg/L
		Chromium	EPA 200.7	0.950	1.00	95	mg/L
		Cobalt	EPA 200.7	0.962	1.00	96	mg/L
		Copper	EPA 200.7	4.95	5.00	99	mg/L
		Gallium	EPA 200.7	0.985	1.00	98	mg/L
		Iron	EPA 200.7	0.970	1.00	97	mg/L
		Lithium	EPA 200.7	0.972	1.00	97	mg/L
		Magnesium	EPA 200.7	9.34	10.0	93	mg/L
		Manganese	EPA 200.7	0.973	1.00	97	mg/L
		Molybdenum	EPA 200.7	0.946	1.00	95	mg/L
		Nickel	EPA 200.7	4.80	5.00	96	mg/L
		Phosphorus	EPA 200.7	4.68	5.00	94	mg/L
		Potassium	EPA 200.7	10.1	10.0	101	mg/L
		Scandium	EPA 200.7	0.977	1.00	98	mg/L
		Silver	EPA 200.7	0.088	0.090	98	mg/L
		Sodium	EPA 200.7	10.3	10.0	103	mg/L
		Strontium	EPA 200.7	1.05	1.00	105	mg/L
		Tin	EPA 200.7	0.915	1.00	92	mg/L
		Titanium	EPA 200.7	0.982	1.00	98	mg/L
		Vanadium	EPA 200.7	0.964	1.00	96	mg/L
		Zinc	EPA 200.7	0.946	1.00	95	mg/L

QCBatchID	QCType	Parameter	Method	Duplicate Sample	Sample Result	Duplicate Result	Units	RPD
QC11090516	Duplicate	pH	SM 4500-H+ B	1109278-001	7.13	7.16	pH Units	<1%
QC11090516	Duplicate	pH	SM 4500-H+ B	1109279-004	7.41	7.35	pH Units	1 %
QC11090516	Duplicate	pH	SM 4500-H+ B	1109283-001	11.5	11.6	pH Units	<1%
QC11090518	Duplicate	Bicarbonate (HCO3)	SM 2320B	1109278-001	91.1	91.2	mg/L	<1%
		Carbonate (CO3)	SM 2320B	1109278-001	<1.000	<1.000	mg/L	<1%

QCBatchID	QCType	Parameter	Method	Duplicate Sample	Sample Result	Duplicate Result	Units	RPD
		Hydroxide (OH)	SM 2320B	1109278-001	<1.000	<1.000	mg/L	<1%
		Total Alkalinity	SM 2320B	1109278-001	74.7	74.8	mg/L as CaCO3	<1%
QC11090518	Duplicate	Bicarbonate (HCO3)	SM 2320B	1109279-004	368	366	mg/L	<1%
		Carbonate (CO3)	SM 2320B	1109279-004	<1.000	<1.000	mg/L	<1%
		Hydroxide (OH)	SM 2320B	1109279-004	<1.000	<1.000	mg/L	<1%
		Total Alkalinity	SM 2320B	1109279-004	301	300	mg/L as CaCO3	<1%
QC11090518	Duplicate	Bicarbonate (HCO3)	SM 2320B	1109283-001	<1.000	<1.000	mg/L	<1%
		Carbonate (CO3)	SM 2320B	1109283-001	25.6	23.1	mg/L	10 %
		Hydroxide (OH)	SM 2320B	1109283-001	85.0	89.7	mg/L	5 %
		Total Alkalinity	SM 2320B	1109283-001	292	302	mg/L as CaCO3	3 %
QC11090644	Duplicate	Total Dissolved Solids (TDS)	SM 2540C	1109142-010	3792	3872	mg/L	2 %
QC11090644	Duplicate	Total Dissolved Solids (TDS)	SM 2540C	1109302-001	17.0	26.0	mg/L	42 %
QC11090644	Duplicate	Total Dissolved Solids (TDS)	SM 2540C	1109310-004	1530	1544	mg/L	1 %

QCBatchID	QCType	Parameter	Method	Spike Sample	Sample Result		MS Result	MSD Result	Spike Value	Units	MS % Rec.	MSD % Rec.	RPD
QC11090538	MS 1	Fluoride	EPA 300.0	1109269-003	<0.100		2.15	2.18	2.00	mg/L	104	106	1 %
QC11090538	MS 2	Fluoride	EPA 300.0	1109269-012	<0.100		2.01	2.06	2.00	mg/L	98	100	2 %
QC11090539	MS 1	Chloride	EPA 300.0	1109269-003	<1.000		5.62	5.84	5.00	mg/L	99	103	4 %
QC11090539	MS 2	Chloride	EPA 300.0	1109269-012	<1.000		5.12	5.27	5.00	mg/L	99	102	3 %
QC11090541	MS 1	Nitrate Nitrogen	EPA 300.0	1109269-003	<1.000		1.98	2.07	2.00	mg/L	98	102	4 %
QC11090541	MS 2	Nitrate Nitrogen	EPA 300.0	1109269-012	<1.000		2.03	2.12	2.00	mg/L	100	105	4 %
QC11090542	MS 1	Sulfate	EPA 300.0	1109269-003	93.5	SC	100	101	10.0	mg/L	NC	NC	NC
QC11090542	MS 2	Sulfate	EPA 300.0	1109269-012	<1.000		11.0	11.3	10.0	mg/L	101	104	3 %
QC11090586	MS 1	Nitrite Nitrogen	EPA 300.0	1109310-001	0.589		1.56	1.61	0.500	mg/L	97	103	3 %
QC11090586	MS 2	Nitrite Nitrogen	EPA 300.0	1109310-004	0.413		2.85	2.80	0.500	mg/L	97	95	2 %
QC11090723	MS 1	Mercury	EPA 200.8	1109278-001	<0.00010		0.001105	0.001152	0.001	mg/L	111	115	4 %
		Antimony	EPA 200.8	1109278-001	<0.0025		0.0101	0.0100	0.010	mg/L	98	97	1 %
		Arsenic	EPA 200.8	1109278-001	<0.0050		0.0617	0.0611	0.050	mg/L	118	116	1 %
		Lead	EPA 200.8	1109278-001	0.0039		0.0134	0.0131	0.010	mg/L	95	92	2 %
		Selenium	EPA 200.8	1109278-001	0.0082		0.0603	0.0583	0.050	mg/L	104	100	3 %
		Thallium	EPA 200.8	1109278-001	<0.0010		0.0093	0.0091	0.010	mg/L	93	91	2 %
		Uranium	EPA 200.8	1109278-001	<0.0100		0.0111	0.0108	0.010	mg/L	98	96	3 %
QC11090767	MS 1	Aluminum	EPA 200.7	1109278-001	0.098		1.08	1.12	1.00	mg/L	98	102	4 %
		Barium	EPA 200.7	1109278-001	<0.010		0.952	0.996	1.00	mg/L	94	99	5 %
		Beryllium	EPA 200.7	1109278-001	<0.001		0.937	0.987	1.00	mg/L	94	99	5 %
		Bismuth	EPA 200.7	1109278-001	<0.100		0.936	0.987	1.00	mg/L	96	101	5 %
		Boron	EPA 200.7	1109278-001	0.145		1.09	1.14	1.00	mg/L	94	99	4 %
		Cadmium	EPA 200.7	1109278-001	<0.001		0.913	0.965	1.00	mg/L	91	97	6 %
		Calcium	EPA 200.7	1109278-001	224	SC	241	244	10.0	mg/L	NC	NC	NC
		Chromium	EPA 200.7	1109278-001	<0.005		0.938	0.985	1.00	mg/L	94	99	5 %
		Cobalt	EPA 200.7	1109278-001	<0.010		0.939	0.987	1.00	mg/L	94	98	5 %
		Copper	EPA 200.7	1109278-001	<0.050		4.95	5.20	5.00	mg/L	99	104	5 %
		Gallium	EPA 200.7	1109278-001	<0.100		0.930	0.975	1.00	mg/L	93	97	5 %
		Iron	EPA 200.7	1109278-001	0.145		1.11	1.16	1.00	mg/L	97	101	4 %
		Lithium	EPA 200.7	1109278-001	<0.100		1.11	1.15	1.00	mg/L	103	107	4 %
		Magnesium	EPA 200.7	1109278-001	50.0		59.3	60.3	10.0	mg/L	93	103	2 %
		Manganese	EPA 200.7	1109278-001	<0.005		0.875	0.922	1.00	mg/L	95	100	5 %
		Molybdenum	EPA 200.7	1109278-001	<0.010		0.934	0.978	1.00	mg/L	94	98	5 %
		Nickel	EPA 200.7	1109278-001	<0.010		4.66	4.90	5.00	mg/L	93	98	5 %
		Phosphorus	EPA 200.7	1109278-001	<0.500		4.85	5.17	5.00	mg/L	96	102	6 %
		Potassium	EPA 200.7	1109278-001	4.38		15.2	15.6	10.0	mg/L	108	112	3 %

QCBatchID	QCType	Parameter	Method	Spike Sample	Sample Result	MS Result	MSD Result	Spike Value	Units	MS % Rec.	MSD % Rec.	RPD
		Scandium	EPA 200.7	1109278-001	<0.100	0.963	1.01	1.00	mg/L	96	101	5 %
		Silver	EPA 200.7	1109278-001	<0.005	0.087	0.090	0.090	mg/L	96	99	3 %
		Sodium	EPA 200.7	1109278-001	57.8	70.2	70.7	10.0	mg/L	124	129	1 %
		Strontium	EPA 200.7	1109278-001	0.395	1.43	1.47	1.00	mg/L	103	108	3 %
		Tin	EPA 200.7	1109278-001	<0.100	0.855	0.896	1.00	mg/L	92	96	5 %
		Titanium	EPA 200.7	1109278-001	<0.100	0.971	0.999	1.00	mg/L	97	100	3 %
		Vanadium	EPA 200.7	1109278-001	0.043	0.991	1.04	1.00	mg/L	95	100	5 %
		Zinc	EPA 200.7	1109278-001	0.025	0.950	1.01	1.00	mg/L	93	99	6 %

1/18/2013

McClelland Laboratory
1016 Greg Street
Sparks, NV 89431
Attn: Mike Medina

OrderID: *1301048*

Dear: Mike Medina

This is to transmit the attached analytical report. The analytical data and information contained therein was generated using specified or selected methods contained in references, such as Standard Methods for the Examination of Water and Wastewater, 18th & 19th editions, Methods for Determination of Organic Compounds in Drinking Water, EPA-600/4-79-020, and Test Methods for Evaluation of Solid Waste, Physical/Chemical Methods (SW846) Third Edition.

The samples were received by WETLAB-Western Environmental Testing Laboratory in good condition on 1/3/2013. Additional comments are located on page 2 of this report.

If you should have any questions or comments regarding this report, please do not hesitate to call.

Sincerely,

Andy Smith
QA Manager

SPARKS
475 E. Greg Street, Suite 119
Sparks, Nevada 89431
tel (775) 355-0202
fax (775) 355-0817

ELKO
1084 Lamoille Hwy.
Elko, Nevada 89801
tel (775) 777-9933
fax (775) 777-9933

LAS VEGAS
3230 Polaris Ave., Suite 4
Las Vegas, Nevada 89102
tel (702) 475-8899
fax (702) 776-6152

Western Environmental Testing Laboratory
Report Comments

McClelland Laboratory - 1301048

General Comments

None

Specific Comments

The matrix spike/matrix spike duplicate (MS/MSD) values for the analysis of Fluoride on sample 1301048-001 were outside laboratory acceptance criteria; however, the relative percent difference (RPD) value was acceptable, indicating probable matrix interference. The reported result should be considered an estimate.

Due to a laboratory reanalysis requirement the analysis for Total Dissolved Solids (TDS) on sample 1301048-001 was performed past the EPA recommended holding time. We apologize for any inconvenience this may have caused.

Data Qualifier Legend

B -- Blank contamination; Analyte detected above the method reporting limit in an associated blank

HT -- Sample held beyond the accepted holding time

J -- The reported value is between the laboratory method detection limit and the laboratory practical quantitation limit

M -- Reported value is estimated; The sample matrix interfered with the analysis

N -- There was insufficient sample available to perform a spike and/or duplicate on this analytical batch.

NC -- Not calculated due to matrix interference

Q -- Reported value is estimated; The value failed to meet QC criteria for either precision or accuracy

S -- Surrogate recovery was outside of laboratory acceptance limits due to matrix interference. The associated blank and LCS surrogate recovery was within acceptance limits.

SC -- Spike recovery not calculated. Sample concentration >4X the spike amount; therefore, the spike could not be adequately recovered.

475 East Greg Street Suite #119
Sparks, NV 89431 (775) 355-0202
EPA Lab ID: NV00925 - ELAP No: 2523

1084 Lamoille Hwy
Elko, NV 89801 (775) 777-9933
EPA Lab ID: NV00926

3230 Polaris Ave #4
Las Vegas, NV 89102 (702) 475-8899
EPA Lab ID: NV00932

Western Environmental Testing Laboratory
Analytical Report

McClelland Laboratory
1016 Greg Street
Sparks, NV 89431
Attn: Mike Medina
Phone: (775) 356-1300 **Fax:** (775) 356-8917
PO\Project: *3438 WK:28*

Date Printed: 1/18/2013
OrderID: *1301048*

Customer Sample ID: CF-11-02 (227-367) Wk:28
WETLAB Sample ID: 1301048-001

Collect Date/Time: 1/3/2013 09:00
Receive Date: 1/3/2013 16:10

PROFILE II

Parameter	Method	Results	Units	Reporting Limit	Date Analyzed
pH	SM 4500-H+ B	7.84	pH Units		1/3/2013
Trace Metals Digestion	EPA 200.2	Complete			1/4/2013
Bicarbonate (HCO3)	SM 2320B	71	mg/L	1.0	1/3/2013
Carbonate (CO3)	SM 2320B	<1.0	mg/L	1.0	1/3/2013
Hydroxide (OH)	SM 2320B	<1.0	mg/L	1.0	1/3/2013
Total Alkalinity	SM 2320B	58	mg/L as CaCO3	1.0	1/3/2013
Chloride	EPA 300.0	<1.00	mg/L	1.00	1/4/2013
Fluoride	EPA 300.0	1.1 M	mg/L	0.10	1/4/2013
Sulfate	EPA 300.0	6.9	mg/L	1.0	1/4/2013
Nitrate Nitrogen	EPA 300.0	<1.0	mg/L	1.0	1/4/2013
Nitrite Nitrogen	EPA 300.0	<0.025	mg/L	0.025	1/4/2013
Total Dissolved Solids (TDS)	SM 2540C	77 HT	mg/L	10	1/16/2013
Aluminum	EPA 200.7	0.062	mg/L	0.045	1/8/2013
Barium	EPA 200.7	0.047	mg/L	0.010	1/8/2013
Beryllium	EPA 200.7	<0.0010	mg/L	0.0010	1/8/2013
Bismuth	EPA 200.7	<0.10	mg/L	0.10	1/8/2013
Boron	EPA 200.7	<0.100	mg/L	0.100	1/8/2013
Cadmium	EPA 200.7	<0.0010	mg/L	0.0010	1/8/2013
Calcium	EPA 200.7	18	mg/L	0.50	1/8/2013
Chromium	EPA 200.7	<0.0050	mg/L	0.0050	1/8/2013
Cobalt	EPA 200.7	<0.010	mg/L	0.010	1/8/2013
Copper	EPA 200.7	<0.050	mg/L	0.050	1/8/2013
Gallium	EPA 200.7	<0.10	mg/L	0.10	1/8/2013
Iron	EPA 200.7	<0.010	mg/L	0.010	1/8/2013
Lithium	EPA 200.7	<0.10	mg/L	0.10	1/8/2013
Magnesium	EPA 200.7	3.1	mg/L	0.50	1/8/2013
Manganese	EPA 200.7	0.027	mg/L	0.0050	1/8/2013

475 East Greg Street Suite #119
Sparks, NV 89431 (775) 355-0202
EPA Lab ID: NV00925 - ELAP No: 2523

1084 Lamoille Hwy
Elko, NV 89801 (775) 777-9933
EPA Lab ID: NV00926

3230 Polaris Ave #4
Las Vegas, NV 89102 (702) 475-8899
EPA Lab ID: NV00932

Customer Sample ID: CF-11-02 (227-367) Wk:28
WETLAB Sample ID: 1301048-001
Collect Date/Time: 1/3/2013 09:00
Receive Date: 1/3/2013 16:10

PROFILE II

Parameter	Method	Results	Units	Reporting Limit	Date Analyzed
Molybdenum	EPA 200.7	<0.010	mg/L	0.010	1/8/2013
Nickel	EPA 200.7	<0.010	mg/L	0.010	1/8/2013
Phosphorus	EPA 200.7	<0.50	mg/L	0.50	1/8/2013
Potassium	EPA 200.7	3.3	mg/L	0.50	1/8/2013
Scandium	EPA 200.7	<0.10	mg/L	0.10	1/8/2013
Silver	EPA 200.7	<0.0050	mg/L	0.0050	1/8/2013
Sodium	EPA 200.7	1.2	mg/L	0.50	1/8/2013
Strontium	EPA 200.7	0.17	mg/L	0.10	1/8/2013
Tin	EPA 200.7	<0.10	mg/L	0.10	1/8/2013
Titanium	EPA 200.7	<0.10	mg/L	0.10	1/8/2013
Vanadium	EPA 200.7	<0.010	mg/L	0.010	1/8/2013
Zinc	EPA 200.7	<0.010	mg/L	0.010	1/8/2013
Mercury	EPA 200.8	<0.00010	mg/L	0.00010	1/8/2013
Antimony	EPA 200.8	<0.0025	mg/L	0.0025	1/8/2013
Arsenic	EPA 200.8	<0.0050	mg/L	0.0050	1/8/2013
Lead	EPA 200.8	<0.0025	mg/L	0.0025	1/8/2013
Selenium	EPA 200.8	<0.0050	mg/L	0.0050	1/8/2013
Thallium	EPA 200.8	<0.0010	mg/L	0.0010	1/8/2013
Uranium	EPA 200.8	<0.0050	mg/L	0.0050	1/8/2013
Anions	Calculation	1.37	meq/L	0.10	
Cations	Calculation	1.30	meq/L	0.10	
Error	Calculation	2.5	%	1.0	

Customer Sample ID: CF-11-02 (52-117) Wk:28
WETLAB Sample ID: 1301048-002
Collect Date/Time: 1/3/2013 09:00
Receive Date: 1/3/2013 16:10

PROFILE II

Parameter	Method	Results	Units	Reporting Limit	Date Analyzed
pH	SM 4500-H+ B	7.77	pH Units		1/3/2013
Trace Metals Digestion	EPA 200.2	Complete			1/4/2013
Bicarbonate (HCO3)	SM 2320B	61	mg/L	1.0	1/3/2013
Carbonate (CO3)	SM 2320B	<1.0	mg/L	1.0	1/3/2013
Hydroxide (OH)	SM 2320B	<1.0	mg/L	1.0	1/3/2013
Total Alkalinity	SM 2320B	50	mg/L as CaCO3	1.0	1/3/2013
Chloride	EPA 300.0	<1.00	mg/L	1.00	1/4/2013
Fluoride	EPA 300.0	0.92	mg/L	0.10	1/4/2013
Sulfate	EPA 300.0	10	mg/L	1.0	1/4/2013
Nitrate Nitrogen	EPA 300.0	<1.0	mg/L	1.0	1/4/2013
Nitrite Nitrogen	EPA 300.0	<0.025	mg/L	0.025	1/4/2013

475 East Greg Street Suite #119
Sparks, NV 89431 (775) 355-0202
EPA Lab ID: NV00925 - ELAP No: 2523

1084 Lamoille Hwy
Elko, NV 89801 (775) 777-9933
EPA Lab ID: NV00926

3230 Polaris Ave #4
Las Vegas, NV 89102 (702) 475-8899
EPA Lab ID: NV00932

Customer Sample ID: CF-11-02 (52-117) Wk:28
WETLAB Sample ID: 1301048-002

Collect Date/Time: 1/3/2013 09:00
Receive Date: 1/3/2013 16:10

PROFILE II

Parameter	Method	Results	Units	Reporting Limit	Date Analyzed
Total Dissolved Solids (TDS)	SM 2540C	86	mg/L	10	1/8/2013
Aluminum	EPA 200.7	0.048	mg/L	0.045	1/8/2013
Barium	EPA 200.7	<0.010	mg/L	0.010	1/8/2013
Beryllium	EPA 200.7	<0.0010	mg/L	0.0010	1/8/2013
Bismuth	EPA 200.7	<0.10	mg/L	0.10	1/8/2013
Boron	EPA 200.7	<0.100	mg/L	0.100	1/8/2013
Cadmium	EPA 200.7	<0.0010	mg/L	0.0010	1/8/2013
Calcium	EPA 200.7	18	mg/L	0.50	1/8/2013
Chromium	EPA 200.7	<0.0050	mg/L	0.0050	1/8/2013
Cobalt	EPA 200.7	<0.010	mg/L	0.010	1/8/2013
Copper	EPA 200.7	<0.050	mg/L	0.050	1/8/2013
Gallium	EPA 200.7	<0.10	mg/L	0.10	1/8/2013
Iron	EPA 200.7	<0.010	mg/L	0.010	1/8/2013
Lithium	EPA 200.7	<0.10	mg/L	0.10	1/8/2013
Magnesium	EPA 200.7	2.0	mg/L	0.50	1/8/2013
Manganese	EPA 200.7	0.028	mg/L	0.0050	1/8/2013
Molybdenum	EPA 200.7	<0.010	mg/L	0.010	1/8/2013
Nickel	EPA 200.7	<0.010	mg/L	0.010	1/8/2013
Phosphorus	EPA 200.7	<0.50	mg/L	0.50	1/8/2013
Potassium	EPA 200.7	3.0	mg/L	0.50	1/8/2013
Scandium	EPA 200.7	<0.10	mg/L	0.10	1/8/2013
Silver	EPA 200.7	<0.0050	mg/L	0.0050	1/8/2013
Sodium	EPA 200.7	0.98	mg/L	0.50	1/8/2013
Strontium	EPA 200.7	0.13	mg/L	0.10	1/8/2013
Tin	EPA 200.7	<0.10	mg/L	0.10	1/8/2013
Titanium	EPA 200.7	<0.10	mg/L	0.10	1/8/2013
Vanadium	EPA 200.7	<0.010	mg/L	0.010	1/8/2013
Zinc	EPA 200.7	<0.010	mg/L	0.010	1/8/2013
Mercury	EPA 200.8	<0.00010	mg/L	0.00010	1/8/2013
Antimony	EPA 200.8	<0.0025	mg/L	0.0025	1/8/2013
Arsenic	EPA 200.8	<0.0050	mg/L	0.0050	1/8/2013
Lead	EPA 200.8	<0.0025	mg/L	0.0025	1/8/2013
Selenium	EPA 200.8	<0.0050	mg/L	0.0050	1/8/2013
Thallium	EPA 200.8	<0.0010	mg/L	0.0010	1/8/2013
Uranium	EPA 200.8	0.013	mg/L	0.0050	1/8/2013
Anions	Calculation	1.26	meq/L	0.10	
Cations	Calculation	1.19	meq/L	0.10	
Error	Calculation	2.8	%	1.0	

475 East Greg Street Suite #119
Sparks, NV 89431 (775) 355-0202
EPA Lab ID: NV00925 - ELAP No: 2523

1084 Lamoille Hwy
Elko, NV 89801 (775) 777-9933
EPA Lab ID: NV00926

3230 Polaris Ave #4
Las Vegas, NV 89102 (702) 475-8899
EPA Lab ID: NV00932

Customer Sample ID: K-Spar Breccia 5+ Comp Wk:28 **Collect Date/Time:** 1/3/2013 09:00

WETLAB Sample ID: 1301048-003 **Receive Date:** 1/3/2013 16:10

PROFILE II

Parameter	Method	Results	Units	Reporting Limit	Date Analyzed
pH	SM 4500-H+ B	7.86	pH Units		1/3/2013
Trace Metals Digestion	EPA 200.2	Complete			1/4/2013
Bicarbonate (HCO3)	SM 2320B	73	mg/L	1.0	1/3/2013
Carbonate (CO3)	SM 2320B	<1.0	mg/L	1.0	1/3/2013
Hydroxide (OH)	SM 2320B	<1.0	mg/L	1.0	1/3/2013
Total Alkalinity	SM 2320B	60	mg/L as CaCO3	1.0	1/3/2013
Chloride	EPA 300.0	<1.00	mg/L	1.00	1/4/2013
Fluoride	EPA 300.0	1.1	mg/L	0.10	1/4/2013
Sulfate	EPA 300.0	37	mg/L	1.0	1/4/2013
Nitrate Nitrogen	EPA 300.0	<1.0	mg/L	1.0	1/4/2013
Nitrite Nitrogen	EPA 300.0	<0.025	mg/L	0.025	1/4/2013
Total Dissolved Solids (TDS)	SM 2540C	140	mg/L	10	1/8/2013
Aluminum	EPA 200.7	<0.045	mg/L	0.045	1/8/2013
Barium	EPA 200.7	0.090	mg/L	0.010	1/8/2013
Beryllium	EPA 200.7	<0.0010	mg/L	0.0010	1/8/2013
Bismuth	EPA 200.7	<0.10	mg/L	0.10	1/8/2013
Boron	EPA 200.7	<0.100	mg/L	0.100	1/8/2013
Cadmium	EPA 200.7	<0.0010	mg/L	0.0010	1/8/2013
Calcium	EPA 200.7	31	mg/L	0.50	1/8/2013
Chromium	EPA 200.7	<0.0050	mg/L	0.0050	1/8/2013
Cobalt	EPA 200.7	<0.010	mg/L	0.010	1/8/2013
Copper	EPA 200.7	<0.050	mg/L	0.050	1/8/2013
Gallium	EPA 200.7	<0.10	mg/L	0.10	1/8/2013
Iron	EPA 200.7	<0.010	mg/L	0.010	1/8/2013
Lithium	EPA 200.7	<0.10	mg/L	0.10	1/8/2013
Magnesium	EPA 200.7	3.2	mg/L	0.50	1/8/2013
Manganese	EPA 200.7	0.052	mg/L	0.0050	1/8/2013
Molybdenum	EPA 200.7	0.043	mg/L	0.010	1/8/2013
Nickel	EPA 200.7	<0.010	mg/L	0.010	1/8/2013
Phosphorus	EPA 200.7	<0.50	mg/L	0.50	1/8/2013
Potassium	EPA 200.7	2.7	mg/L	0.50	1/8/2013
Scandium	EPA 200.7	<0.10	mg/L	0.10	1/8/2013
Silver	EPA 200.7	<0.0050	mg/L	0.0050	1/8/2013
Sodium	EPA 200.7	1.1	mg/L	0.50	1/8/2013
Strontium	EPA 200.7	0.66	mg/L	0.10	1/8/2013
Tin	EPA 200.7	<0.10	mg/L	0.10	1/8/2013
Titanium	EPA 200.7	<0.10	mg/L	0.10	1/8/2013
Vanadium	EPA 200.7	<0.010	mg/L	0.010	1/8/2013

475 East Greg Street Suite #119
Sparks, NV 89431 (775) 355-0202
EPA Lab ID: NV00925 - ELAP No: 2523

1084 Lamoille Hwy
Elko, NV 89801 (775) 777-9933
EPA Lab ID: NV00926

3230 Polaris Ave #4
Las Vegas, NV 89102 (702) 475-8899
EPA Lab ID: NV00932

Customer Sample ID: K-Spar Breccia 5+ Comp Wk:28 **Collect Date/Time:** 1/3/2013 09:00
WETLAB Sample ID: 1301048-003 **Receive Date:** 1/3/2013 16:10

PROFILE II

Parameter	Method	Results	Units	Reporting Limit	Date Analyzed
Zinc	EPA 200.7	<0.010	mg/L	0.010	1/8/2013
Mercury	EPA 200.8	<0.00010	mg/L	0.00010	1/8/2013
Antimony	EPA 200.8	<0.0025	mg/L	0.0025	1/8/2013
Arsenic	EPA 200.8	<0.0050	mg/L	0.0050	1/8/2013
Lead	EPA 200.8	<0.0025	mg/L	0.0025	1/8/2013
Selenium	EPA 200.8	<0.0050	mg/L	0.0050	1/8/2013
Thallium	EPA 200.8	<0.0010	mg/L	0.0010	1/8/2013
Uranium	EPA 200.8	0.023	mg/L	0.0050	1/8/2013
Anions	Calculation	2.02	meq/L	0.10	
Cations	Calculation	1.93	meq/L	0.10	
Error	Calculation	2.4	%	1.0	

Customer Sample ID: Biotite Breccia 5+ Comp Wk:28 **Collect Date/Time:** 1/3/2013 09:00
WETLAB Sample ID: 1301048-004 **Receive Date:** 1/3/2013 16:10

PROFILE II

Parameter	Method	Results	Units	Reporting Limit	Date Analyzed
pH	SM 4500-H+ B	7.93	pH Units		1/3/2013
Trace Metals Digestion	EPA 200.2	Complete			1/4/2013
Bicarbonate (HCO3)	SM 2320B	84	mg/L	1.0	1/3/2013
Carbonate (CO3)	SM 2320B	<1.0	mg/L	1.0	1/3/2013
Hydroxide (OH)	SM 2320B	<1.0	mg/L	1.0	1/3/2013
Total Alkalinity	SM 2320B	69	mg/L as CaCO3	1.0	1/3/2013
Chloride	EPA 300.0	<1.00	mg/L	1.00	1/4/2013
Fluoride	EPA 300.0	1.5	mg/L	0.10	1/4/2013
Sulfate	EPA 300.0	13	mg/L	1.0	1/4/2013
Nitrate Nitrogen	EPA 300.0	<1.0	mg/L	1.0	1/4/2013
Nitrite Nitrogen	EPA 300.0	<0.025	mg/L	0.025	1/4/2013
Total Dissolved Solids (TDS)	SM 2540C	100	mg/L	10	1/8/2013
Aluminum	EPA 200.7	0.048	mg/L	0.045	1/8/2013
Barium	EPA 200.7	0.068	mg/L	0.010	1/8/2013
Beryllium	EPA 200.7	<0.0010	mg/L	0.0010	1/8/2013
Bismuth	EPA 200.7	<0.10	mg/L	0.10	1/8/2013
Boron	EPA 200.7	<0.100	mg/L	0.100	1/8/2013
Cadmium	EPA 200.7	<0.0010	mg/L	0.0010	1/8/2013
Calcium	EPA 200.7	23	mg/L	0.50	1/8/2013
Chromium	EPA 200.7	<0.0050	mg/L	0.0050	1/8/2013
Cobalt	EPA 200.7	<0.010	mg/L	0.010	1/8/2013
Copper	EPA 200.7	<0.050	mg/L	0.050	1/8/2013

475 East Greg Street Suite #119
Sparks, NV 89431 (775) 355-0202
EPA Lab ID: NV00925 - ELAP No: 2523

1084 Lamoille Hwy
Elko, NV 89801 (775) 777-9933
EPA Lab ID: NV00926

3230 Polaris Ave #4
Las Vegas, NV 89102 (702) 475-8899
EPA Lab ID: NV00932

Customer Sample ID: Biotite Breccia 5+ Comp Wk:28 **Collect Date/Time:** 1/3/2013 09:00
WETLAB Sample ID: 1301048-004 **Receive Date:** 1/3/2013 16:10

PROFILE II

Parameter	Method	Results	Units	Reporting Limit	Date Analyzed
Gallium	EPA 200.7	<0.10	mg/L	0.10	1/8/2013
Iron	EPA 200.7	0.016	mg/L	0.010	1/8/2013
Lithium	EPA 200.7	<0.10	mg/L	0.10	1/8/2013
Magnesium	EPA 200.7	4.5	mg/L	0.50	1/8/2013
Manganese	EPA 200.7	0.046	mg/L	0.0050	1/8/2013
Molybdenum	EPA 200.7	<0.010	mg/L	0.010	1/8/2013
Nickel	EPA 200.7	<0.010	mg/L	0.010	1/8/2013
Phosphorus	EPA 200.7	<0.50	mg/L	0.50	1/8/2013
Potassium	EPA 200.7	2.9	mg/L	0.50	1/8/2013
Scandium	EPA 200.7	<0.10	mg/L	0.10	1/8/2013
Silver	EPA 200.7	<0.0050	mg/L	0.0050	1/8/2013
Sodium	EPA 200.7	0.85	mg/L	0.50	1/8/2013
Strontium	EPA 200.7	0.31	mg/L	0.10	1/8/2013
Tin	EPA 200.7	<0.10	mg/L	0.10	1/8/2013
Titanium	EPA 200.7	<0.10	mg/L	0.10	1/8/2013
Vanadium	EPA 200.7	<0.010	mg/L	0.010	1/8/2013
Zinc	EPA 200.7	<0.010	mg/L	0.010	1/8/2013
Mercury	EPA 200.8	<0.00010	mg/L	0.00010	1/8/2013
Antimony	EPA 200.8	<0.0025	mg/L	0.0025	1/8/2013
Arsenic	EPA 200.8	<0.0050	mg/L	0.0050	1/8/2013
Lead	EPA 200.8	<0.0025	mg/L	0.0025	1/8/2013
Selenium	EPA 200.8	<0.0050	mg/L	0.0050	1/8/2013
Thallium	EPA 200.8	<0.0010	mg/L	0.0010	1/8/2013
Uranium	EPA 200.8	0.0065	mg/L	0.0050	1/8/2013
Anions	Calculation	1.73	meq/L	0.10	
Cations	Calculation	1.64	meq/L	0.10	
Error	Calculation	2.7	%	1.0	

Customer Sample ID: Quartz Monzonite 5+ Comp Wk:28 **Collect Date/Time:** 1/3/2013 09:00
WETLAB Sample ID: 1301048-005 **Receive Date:** 1/3/2013 16:10

PROFILE II

Parameter	Method	Results	Units	Reporting Limit	Date Analyzed
pH	SM 4500-H+ B	7.89	pH Units		1/3/2013
Trace Metals Digestion	EPA 200.2	Complete			1/4/2013
Bicarbonate (HCO3)	SM 2320B	75	mg/L	1.0	1/3/2013
Carbonate (CO3)	SM 2320B	<1.0	mg/L	1.0	1/3/2013
Hydroxide (OH)	SM 2320B	<1.0	mg/L	1.0	1/3/2013
Total Alkalinity	SM 2320B	62	mg/L as CaCO3	1.0	1/3/2013

475 East Greg Street Suite #119
Sparks, NV 89431 (775) 355-0202
EPA Lab ID: NV00925 - ELAP No: 2523

1084 Lamoille Hwy
Elko, NV 89801 (775) 777-9933
EPA Lab ID: NV00926

3230 Polaris Ave #4
Las Vegas, NV 89102 (702) 475-8899
EPA Lab ID: NV00932

Customer Sample ID: Quartz Monzonite 5+ Comp Wk:28
WETLAB Sample ID: 1301048-005

Collect Date/Time: 1/3/2013 09:00
Receive Date: 1/3/2013 16:10

PROFILE II

Parameter	Method	Results	Units	Reporting Limit	Date Analyzed
Chloride	EPA 300.0	<1.00	mg/L	1.00	1/4/2013
Fluoride	EPA 300.0	1.1	mg/L	0.10	1/4/2013
Sulfate	EPA 300.0	15	mg/L	1.0	1/4/2013
Nitrate Nitrogen	EPA 300.0	<1.0	mg/L	1.0	1/4/2013
Nitrite Nitrogen	EPA 300.0	<0.025	mg/L	0.025	1/4/2013
Total Dissolved Solids (TDS)	SM 2540C	94	mg/L	10	1/8/2013
Aluminum	EPA 200.7	<0.045	mg/L	0.045	1/8/2013
Barium	EPA 200.7	0.11	mg/L	0.010	1/8/2013
Beryllium	EPA 200.7	<0.0010	mg/L	0.0010	1/8/2013
Bismuth	EPA 200.7	<0.10	mg/L	0.10	1/8/2013
Boron	EPA 200.7	<0.100	mg/L	0.100	1/8/2013
Cadmium	EPA 200.7	<0.0010	mg/L	0.0010	1/8/2013
Calcium	EPA 200.7	21	mg/L	0.50	1/8/2013
Chromium	EPA 200.7	<0.0050	mg/L	0.0050	1/8/2013
Cobalt	EPA 200.7	<0.010	mg/L	0.010	1/8/2013
Copper	EPA 200.7	<0.050	mg/L	0.050	1/8/2013
Gallium	EPA 200.7	<0.10	mg/L	0.10	1/8/2013
Iron	EPA 200.7	<0.010	mg/L	0.010	1/8/2013
Lithium	EPA 200.7	<0.10	mg/L	0.10	1/8/2013
Magnesium	EPA 200.7	4.4	mg/L	0.50	1/8/2013
Manganese	EPA 200.7	0.025	mg/L	0.0050	1/8/2013
Molybdenum	EPA 200.7	0.055	mg/L	0.010	1/8/2013
Nickel	EPA 200.7	<0.010	mg/L	0.010	1/8/2013
Phosphorus	EPA 200.7	<0.50	mg/L	0.50	1/8/2013
Potassium	EPA 200.7	2.8	mg/L	0.50	1/8/2013
Scandium	EPA 200.7	<0.10	mg/L	0.10	1/8/2013
Silver	EPA 200.7	<0.0050	mg/L	0.0050	1/8/2013
Sodium	EPA 200.7	1.2	mg/L	0.50	1/8/2013
Strontium	EPA 200.7	0.57	mg/L	0.10	1/8/2013
Tin	EPA 200.7	<0.10	mg/L	0.10	1/8/2013
Titanium	EPA 200.7	<0.10	mg/L	0.10	1/8/2013
Vanadium	EPA 200.7	<0.010	mg/L	0.010	1/8/2013
Zinc	EPA 200.7	<0.010	mg/L	0.010	1/8/2013
Mercury	EPA 200.8	<0.00010	mg/L	0.00010	1/8/2013
Antimony	EPA 200.8	<0.0025	mg/L	0.0025	1/8/2013
Arsenic	EPA 200.8	<0.0050	mg/L	0.0050	1/8/2013
Lead	EPA 200.8	<0.0025	mg/L	0.0025	1/8/2013
Selenium	EPA 200.8	<0.0050	mg/L	0.0050	1/8/2013

475 East Greg Street Suite #119
Sparks, NV 89431 (775) 355-0202
EPA Lab ID: NV00925 - ELAP No: 2523

1084 Lamoille Hwy
Elko, NV 89801 (775) 777-9933
EPA Lab ID: NV00926

3230 Polaris Ave #4
Las Vegas, NV 89102 (702) 475-8899
EPA Lab ID: NV00932

Customer Sample ID: Quartz Monzonite 5+ Comp Wk:28 **Collect Date/Time:** 1/3/2013 09:00
WETLAB Sample ID: 1301048-005 **Receive Date:** 1/3/2013 16:10

PROFILE II

Parameter	Method	Results	Units	Reporting Limit	Date Analyzed
Thallium	EPA 200.8	<0.0010	mg/L	0.0010	1/8/2013
Uranium	EPA 200.8	0.015	mg/L	0.0050	1/8/2013
Anions	Calculation	1.60	meq/L	0.10	
Cations	Calculation	1.53	meq/L	0.10	
Error	Calculation	2.1	%	1.0	

Customer Sample ID: Biotite Breccia 0-5 Comp Wk:28 **Collect Date/Time:** 1/3/2013 09:00
WETLAB Sample ID: 1301048-006 **Receive Date:** 1/3/2013 16:10

PROFILE II

Parameter	Method	Results	Units	Reporting Limit	Date Analyzed
pH	SM 4500-H+ B	7.81	pH Units		1/3/2013
Trace Metals Digestion	EPA 200.2	Complete			1/4/2013
Bicarbonate (HCO3)	SM 2320B	65	mg/L	1.0	1/3/2013
Carbonate (CO3)	SM 2320B	<1.0	mg/L	1.0	1/3/2013
Hydroxide (OH)	SM 2320B	<1.0	mg/L	1.0	1/3/2013
Total Alkalinity	SM 2320B	54	mg/L as CaCO3	1.0	1/3/2013
Chloride	EPA 300.0	<1.00	mg/L	1.00	1/4/2013
Fluoride	EPA 300.0	1.4	mg/L	0.10	1/4/2013
Sulfate	EPA 300.0	13	mg/L	1.0	1/4/2013
Nitrate Nitrogen	EPA 300.0	<1.0	mg/L	1.0	1/4/2013
Nitrite Nitrogen	EPA 300.0	<0.025	mg/L	0.025	1/4/2013
Total Dissolved Solids (TDS)	SM 2540C	88	mg/L	10	1/8/2013
Aluminum	EPA 200.7	<0.045	mg/L	0.045	1/8/2013
Barium	EPA 200.7	0.076	mg/L	0.010	1/8/2013
Beryllium	EPA 200.7	<0.0010	mg/L	0.0010	1/8/2013
Bismuth	EPA 200.7	<0.10	mg/L	0.10	1/8/2013
Boron	EPA 200.7	<0.100	mg/L	0.100	1/8/2013
Cadmium	EPA 200.7	<0.0010	mg/L	0.0010	1/8/2013
Calcium	EPA 200.7	19	mg/L	0.50	1/8/2013
Chromium	EPA 200.7	<0.0050	mg/L	0.0050	1/8/2013
Cobalt	EPA 200.7	<0.010	mg/L	0.010	1/8/2013
Copper	EPA 200.7	<0.050	mg/L	0.050	1/8/2013
Gallium	EPA 200.7	<0.10	mg/L	0.10	1/8/2013
Iron	EPA 200.7	0.010	mg/L	0.010	1/8/2013
Lithium	EPA 200.7	<0.10	mg/L	0.10	1/8/2013
Magnesium	EPA 200.7	4.0	mg/L	0.50	1/8/2013
Manganese	EPA 200.7	0.023	mg/L	0.0050	1/8/2013
Molybdenum	EPA 200.7	0.015	mg/L	0.010	1/8/2013

475 East Greg Street Suite #119
Sparks, NV 89431 (775) 355-0202
EPA Lab ID: NV00925 - ELAP No: 2523

1084 Lamoille Hwy
Elko, NV 89801 (775) 777-9933
EPA Lab ID: NV00926

3230 Polaris Ave #4
Las Vegas, NV 89102 (702) 475-8899
EPA Lab ID: NV00932

Customer Sample ID: Biotite Breccia 0-5 Comp Wk:28 **Collect Date/Time:** 1/3/2013 09:00
WETLAB Sample ID: 1301048-006 **Receive Date:** 1/3/2013 16:10

PROFILE II

Parameter	Method	Results	Units	Reporting Limit	Date Analyzed
Nickel	EPA 200.7	<0.010	mg/L	0.010	1/8/2013
Phosphorus	EPA 200.7	<0.50	mg/L	0.50	1/8/2013
Potassium	EPA 200.7	1.8	mg/L	0.50	1/8/2013
Scandium	EPA 200.7	<0.10	mg/L	0.10	1/8/2013
Silver	EPA 200.7	<0.0050	mg/L	0.0050	1/8/2013
Sodium	EPA 200.7	0.72	mg/L	0.50	1/8/2013
Strontium	EPA 200.7	0.27	mg/L	0.10	1/8/2013
Tin	EPA 200.7	<0.10	mg/L	0.10	1/8/2013
Titanium	EPA 200.7	<0.10	mg/L	0.10	1/8/2013
Vanadium	EPA 200.7	<0.010	mg/L	0.010	1/8/2013
Zinc	EPA 200.7	<0.010	mg/L	0.010	1/8/2013
Mercury	EPA 200.8	<0.00010	mg/L	0.00010	1/8/2013
Antimony	EPA 200.8	<0.0025	mg/L	0.0025	1/8/2013
Arsenic	EPA 200.8	<0.0050	mg/L	0.0050	1/8/2013
Lead	EPA 200.8	<0.0025	mg/L	0.0025	1/8/2013
Selenium	EPA 200.8	<0.0050	mg/L	0.0050	1/8/2013
Thallium	EPA 200.8	<0.0010	mg/L	0.0010	1/8/2013
Uranium	EPA 200.8	0.034	mg/L	0.0050	1/8/2013
Anions	Calculation	1.41	meq/L	0.10	
Cations	Calculation	1.36	meq/L	0.10	
Error	Calculation	1.9	%	1.0	

Customer Sample ID: K-Spar Breccia 0-5 Comp Wk:28 **Collect Date/Time:** 1/3/2013 09:00
WETLAB Sample ID: 1301048-007 **Receive Date:** 1/3/2013 16:10

PROFILE II

Parameter	Method	Results	Units	Reporting Limit	Date Analyzed
pH	SM 4500-H+ B	7.90	pH Units		1/3/2013
Trace Metals Digestion	EPA 200.2	Complete			1/4/2013
Bicarbonate (HCO3)	SM 2320B	75	mg/L	1.0	1/3/2013
Carbonate (CO3)	SM 2320B	<1.0	mg/L	1.0	1/3/2013
Hydroxide (OH)	SM 2320B	<1.0	mg/L	1.0	1/3/2013
Total Alkalinity	SM 2320B	61	mg/L as CaCO3	1.0	1/3/2013
Chloride	EPA 300.0	<1.00	mg/L	1.00	1/4/2013
Fluoride	EPA 300.0	1.3	mg/L	0.10	1/4/2013
Sulfate	EPA 300.0	13	mg/L	1.0	1/4/2013
Nitrate Nitrogen	EPA 300.0	<1.0	mg/L	1.0	1/4/2013
Nitrite Nitrogen	EPA 300.0	0.092	mg/L	0.025	1/4/2013
Total Dissolved Solids (TDS)	SM 2540C	98	mg/L	10	1/8/2013

475 East Greg Street Suite #119
Sparks, NV 89431 (775) 355-0202
EPA Lab ID: NV00925 - ELAP No: 2523

1084 Lamoille Hwy
Elko, NV 89801 (775) 777-9933
EPA Lab ID: NV00926

3230 Polaris Ave #4
Las Vegas, NV 89102 (702) 475-8899
EPA Lab ID: NV00932

Customer Sample ID: K-Spar Breccia 0-5 Comp Wk:28 **Collect Date/Time:** 1/3/2013 09:00

WETLAB Sample ID: 1301048-007 **Receive Date:** 1/3/2013 16:10

PROFILE II

Parameter	Method	Results	Units	Reporting Limit	Date Analyzed
Aluminum	EPA 200.7	<0.045	mg/L	0.045	1/8/2013
Barium	EPA 200.7	0.10	mg/L	0.010	1/8/2013
Beryllium	EPA 200.7	<0.0010	mg/L	0.0010	1/8/2013
Bismuth	EPA 200.7	<0.10	mg/L	0.10	1/8/2013
Boron	EPA 200.7	<0.100	mg/L	0.100	1/8/2013
Cadmium	EPA 200.7	<0.0010	mg/L	0.0010	1/8/2013
Calcium	EPA 200.7	20	mg/L	0.50	1/8/2013
Chromium	EPA 200.7	<0.0050	mg/L	0.0050	1/8/2013
Cobalt	EPA 200.7	<0.010	mg/L	0.010	1/8/2013
Copper	EPA 200.7	<0.050	mg/L	0.050	1/8/2013
Gallium	EPA 200.7	<0.10	mg/L	0.10	1/8/2013
Iron	EPA 200.7	<0.010	mg/L	0.010	1/8/2013
Lithium	EPA 200.7	<0.10	mg/L	0.10	1/8/2013
Magnesium	EPA 200.7	4.2	mg/L	0.50	1/8/2013
Manganese	EPA 200.7	0.018	mg/L	0.0050	1/8/2013
Molybdenum	EPA 200.7	0.017	mg/L	0.010	1/8/2013
Nickel	EPA 200.7	<0.010	mg/L	0.010	1/8/2013
Phosphorus	EPA 200.7	<0.50	mg/L	0.50	1/8/2013
Potassium	EPA 200.7	2.3	mg/L	0.50	1/8/2013
Scandium	EPA 200.7	<0.10	mg/L	0.10	1/8/2013
Silver	EPA 200.7	<0.0050	mg/L	0.0050	1/8/2013
Sodium	EPA 200.7	0.80	mg/L	0.50	1/8/2013
Strontium	EPA 200.7	0.44	mg/L	0.10	1/8/2013
Tin	EPA 200.7	<0.10	mg/L	0.10	1/8/2013
Titanium	EPA 200.7	<0.10	mg/L	0.10	1/8/2013
Vanadium	EPA 200.7	<0.010	mg/L	0.010	1/8/2013
Zinc	EPA 200.7	<0.010	mg/L	0.010	1/8/2013
Mercury	EPA 200.8	<0.00010	mg/L	0.00010	1/8/2013
Antimony	EPA 200.8	<0.0025	mg/L	0.0025	1/8/2013
Arsenic	EPA 200.8	<0.0050	mg/L	0.0050	1/8/2013
Lead	EPA 200.8	<0.0025	mg/L	0.0025	1/8/2013
Selenium	EPA 200.8	<0.0050	mg/L	0.0050	1/8/2013
Thallium	EPA 200.8	<0.0010	mg/L	0.0010	1/8/2013
Uranium	EPA 200.8	0.040	mg/L	0.0050	1/8/2013
Anions	Calculation	1.57	meq/L	0.10	
Cations	Calculation	1.44	meq/L	0.10	
Error	Calculation	4.3	%	1.0	

475 East Greg Street Suite #119
Sparks, NV 89431 (775) 355-0202
EPA Lab ID: NV00925 - ELAP No: 2523

1084 Lamoille Hwy
Elko, NV 89801 (775) 777-9933
EPA Lab ID: NV00926

3230 Polaris Ave #4
Las Vegas, NV 89102 (702) 475-8899
EPA Lab ID: NV00932

Customer Sample ID: Quartz Monzonite 0-5 Comp Wk:28
WETLAB Sample ID: 1301048-008

Collect Date/Time: 1/3/2013 09:00
Receive Date: 1/3/2013 16:10

PROFILE II

Parameter	Method	Results	Units	Reporting Limit	Date Analyzed
pH	SM 4500-H+ B	7.48	pH Units		1/3/2013
Trace Metals Digestion	EPA 200.2	Complete			1/4/2013
Bicarbonate (HCO3)	SM 2320B	22	mg/L	1.0	1/3/2013
Carbonate (CO3)	SM 2320B	<1.0	mg/L	1.0	1/3/2013
Hydroxide (OH)	SM 2320B	<1.0	mg/L	1.0	1/3/2013
Total Alkalinity	SM 2320B	18	mg/L as CaCO3	1.0	1/3/2013
Chloride	EPA 300.0	<1.00	mg/L	1.00	1/4/2013
Fluoride	EPA 300.0	0.22	mg/L	0.10	1/4/2013
Sulfate	EPA 300.0	4.2	mg/L	1.0	1/4/2013
Nitrate Nitrogen	EPA 300.0	<1.0	mg/L	1.0	1/4/2013
Nitrite Nitrogen	EPA 300.0	<0.025	mg/L	0.025	1/4/2013
Total Dissolved Solids (TDS)	SM 2540C	45	mg/L	10	1/8/2013
Aluminum	EPA 200.7	0.11	mg/L	0.045	1/8/2013
Barium	EPA 200.7	0.056	mg/L	0.010	1/8/2013
Beryllium	EPA 200.7	<0.0010	mg/L	0.0010	1/8/2013
Bismuth	EPA 200.7	<0.10	mg/L	0.10	1/8/2013
Boron	EPA 200.7	<0.100	mg/L	0.100	1/8/2013
Cadmium	EPA 200.7	<0.0010	mg/L	0.0010	1/8/2013
Calcium	EPA 200.7	6.5	mg/L	0.50	1/8/2013
Chromium	EPA 200.7	<0.0050	mg/L	0.0050	1/8/2013
Cobalt	EPA 200.7	<0.010	mg/L	0.010	1/8/2013
Copper	EPA 200.7	<0.050	mg/L	0.050	1/8/2013
Gallium	EPA 200.7	<0.10	mg/L	0.10	1/8/2013
Iron	EPA 200.7	0.018	mg/L	0.010	1/8/2013
Lithium	EPA 200.7	<0.10	mg/L	0.10	1/8/2013
Magnesium	EPA 200.7	0.86	mg/L	0.50	1/8/2013
Manganese	EPA 200.7	<0.0050	mg/L	0.0050	1/8/2013
Molybdenum	EPA 200.7	<0.010	mg/L	0.010	1/8/2013
Nickel	EPA 200.7	<0.010	mg/L	0.010	1/8/2013
Phosphorus	EPA 200.7	<0.50	mg/L	0.50	1/8/2013
Potassium	EPA 200.7	<0.50	mg/L	0.50	1/8/2013
Scandium	EPA 200.7	<0.10	mg/L	0.10	1/8/2013
Silver	EPA 200.7	<0.0050	mg/L	0.0050	1/8/2013
Sodium	EPA 200.7	1.7	mg/L	0.50	1/8/2013
Strontium	EPA 200.7	<0.10	mg/L	0.10	1/8/2013
Tin	EPA 200.7	<0.10	mg/L	0.10	1/8/2013
Titanium	EPA 200.7	<0.10	mg/L	0.10	1/8/2013
Vanadium	EPA 200.7	<0.010	mg/L	0.010	1/8/2013

475 East Greg Street Suite #119
Sparks, NV 89431 (775) 355-0202
EPA Lab ID: NV00925 - ELAP No: 2523

1084 Lamoille Hwy
Elko, NV 89801 (775) 777-9933
EPA Lab ID: NV00926

3230 Polaris Ave #4
Las Vegas, NV 89102 (702) 475-8899
EPA Lab ID: NV00932

Customer Sample ID: Quartz Monzonite 0-5 Comp Wk:28 **Collect Date/Time:** 1/3/2013 09:00

WETLAB Sample ID: 1301048-008 **Receive Date:** 1/3/2013 16:10

PROFILE II

Parameter	Method	Results	Units	Reporting Limit	Date Analyzed
Zinc	EPA 200.7	<0.010	mg/L	0.010	1/8/2013
Mercury	EPA 200.8	<0.00010	mg/L	0.00010	1/8/2013
Antimony	EPA 200.8	<0.0025	mg/L	0.0025	1/8/2013
Arsenic	EPA 200.8	0.0060	mg/L	0.0050	1/8/2013
Lead	EPA 200.8	<0.0025	mg/L	0.0025	1/8/2013
Selenium	EPA 200.8	<0.0050	mg/L	0.0050	1/8/2013
Thallium	EPA 200.8	<0.0010	mg/L	0.0010	1/8/2013
Uranium	EPA 200.8	<0.0050	mg/L	0.0050	1/8/2013
Anions	Calculation	0.46	meq/L	0.10	
Cations	Calculation	0.48	meq/L	0.10	
Error	Calculation	2.4	%	1.0	

475 East Greg Street Suite #119
Sparks, NV 89431 (775) 355-0202
EPA Lab ID: NV00925 - ELAP No: 2523

1084 Lamoille Hwy
Elko, NV 89801 (775) 777-9933
EPA Lab ID: NV00926

3230 Polaris Ave #4
Las Vegas, NV 89102 (702) 475-8899
EPA Lab ID: NV00932

Western Environmental Testing Laboratory
QC Report

QCBatchID	QCType	Parameter	Method	Result	Units
QC13010154	Blank 1	Fluoride	EPA 300.0	<0.10	mg/L
QC13010154	Blank 2	Fluoride	EPA 300.0	<0.10	mg/L
QC13010154	Blank 3	Fluoride	EPA 300.0	<0.10	mg/L
QC13010158	Blank 1	Chloride	EPA 300.0	<1.0	mg/L
QC13010158	Blank 2	Chloride	EPA 300.0	<1.0	mg/L
QC13010158	Blank 3	Chloride	EPA 300.0	<1.0	mg/L
QC13010162	Blank 1	Nitrite Nitrogen	EPA 300.0	<0.025	mg/L
QC13010162	Blank 2	Nitrite Nitrogen	EPA 300.0	<0.025	mg/L
QC13010162	Blank 3	Nitrite Nitrogen	EPA 300.0	<0.025	mg/L
QC13010167	Blank 1	Nitrate Nitrogen	EPA 300.0	<1.0	mg/L
QC13010167	Blank 2	Nitrate Nitrogen	EPA 300.0	<1.0	mg/L
QC13010167	Blank 3	Nitrate Nitrogen	EPA 300.0	<1.0	mg/L
QC13010171	Blank 1	Sulfate	EPA 300.0	<1.0	mg/L
QC13010171	Blank 2	Sulfate	EPA 300.0	<1.0	mg/L
QC13010171	Blank 3	Sulfate	EPA 300.0	<1.0	mg/L
QC13010195	Blank 1	Mercury	EPA 200.8	<0.00010	mg/L
		Antimony	EPA 200.8	<0.0025	mg/L
		Arsenic	EPA 200.8	<0.0050	mg/L
		Lead	EPA 200.8	<0.0025	mg/L
		Selenium	EPA 200.8	<0.0050	mg/L
		Thallium	EPA 200.8	<0.0010	mg/L
		Uranium	EPA 200.8	<0.0050	mg/L
QC13010196	Blank 1	Mercury	EPA 200.8	<0.00010	mg/L
		Antimony	EPA 200.8	<0.0025	mg/L
		Arsenic	EPA 200.8	<0.0050	mg/L
		Lead	EPA 200.8	<0.0025	mg/L
		Selenium	EPA 200.8	<0.0050	mg/L
		Thallium	EPA 200.8	<0.0010	mg/L
		Uranium	EPA 200.8	<0.0050	mg/L
QC13010216	Blank 1	Aluminum	EPA 200.7	<0.045	mg/L
		Barium	EPA 200.7	<0.010	mg/L
		Beryllium	EPA 200.7	<0.0010	mg/L
		Bismuth	EPA 200.7	<0.10	mg/L
		Boron	EPA 200.7	<0.100	mg/L
		Cadmium	EPA 200.7	<0.0010	mg/L
		Calcium	EPA 200.7	<0.50	mg/L
		Chromium	EPA 200.7	<0.0050	mg/L
		Cobalt	EPA 200.7	<0.010	mg/L
		Copper	EPA 200.7	<0.050	mg/L
		Gallium	EPA 200.7	<0.10	mg/L
		Iron	EPA 200.7	<0.010	mg/L
		Lithium	EPA 200.7	<0.10	mg/L
		Magnesium	EPA 200.7	<0.50	mg/L
		Manganese	EPA 200.7	<0.0050	mg/L
		Molybdenum	EPA 200.7	<0.010	mg/L
		Nickel	EPA 200.7	<0.010	mg/L
		Phosphorus	EPA 200.7	<0.50	mg/L

475 East Greg Street Suite #119
Sparks, NV 89431 (775) 355-0202
EPA Lab ID: NV00925 - ELAP No: 2523

1084 Lamoille Hwy
Elko, NV 89801 (775) 777-9933
EPA Lab ID: NV00926

3230 Polaris Ave #4
Las Vegas, NV 89102 (702) 475-8899
EPA Lab ID: NV00932

QCBatchID	QCType	Parameter	Method	Result	Units
		Potassium	EPA 200.7	<0.50	mg/L
		Scandium	EPA 200.7	<0.10	mg/L
		Silver	EPA 200.7	<0.0050	mg/L
		Sodium	EPA 200.7	<0.50	mg/L
		Strontium	EPA 200.7	<0.10	mg/L
		Tin	EPA 200.7	<0.10	mg/L
		Titanium	EPA 200.7	<0.10	mg/L
		Vanadium	EPA 200.7	<0.010	mg/L
		Zinc	EPA 200.7	<0.010	mg/L
QC13010218	Blank 1	Aluminum	EPA 200.7	<0.045	mg/L
		Barium	EPA 200.7	<0.010	mg/L
		Beryllium	EPA 200.7	<0.0010	mg/L
		Bismuth	EPA 200.7	<0.10	mg/L
		Boron	EPA 200.7	<0.10	mg/L
		Cadmium	EPA 200.7	<0.0010	mg/L
		Calcium	EPA 200.7	<0.50	mg/L
		Chromium	EPA 200.7	<0.0050	mg/L
		Cobalt	EPA 200.7	<0.010	mg/L
		Copper	EPA 200.7	<0.050	mg/L
		Gallium	EPA 200.7	<0.10	mg/L
		Iron	EPA 200.7	<0.010	mg/L
		Lithium	EPA 200.7	<0.10	mg/L
		Magnesium	EPA 200.7	<0.50	mg/L
		Manganese	EPA 200.7	<0.0050	mg/L
		Molybdenum	EPA 200.7	<0.010	mg/L
		Nickel	EPA 200.7	<0.010	mg/L
		Phosphorus	EPA 200.7	<0.50	mg/L
		Potassium	EPA 200.7	<0.50	mg/L
		Scandium	EPA 200.7	<0.10	mg/L
		Silver	EPA 200.7	<0.0050	mg/L
		Sodium	EPA 200.7	<0.50	mg/L
		Strontium	EPA 200.7	<0.10	mg/L
		Tin	EPA 200.7	<0.10	mg/L
		Titanium	EPA 200.7	<0.10	mg/L
		Vanadium	EPA 200.7	<0.010	mg/L
		Zinc	EPA 200.7	<0.010	mg/L
QC13010309	Blank 1	Total Dissolved Solids (TDS)	SM 2540C	<10	mg/L
QC13010309	Blank 2	Total Dissolved Solids (TDS)	SM 2540C	<10	mg/L
QC13010309	Blank 3	Total Dissolved Solids (TDS)	SM 2540C	<10	mg/L
QC13010390	Blank 1	Total Dissolved Solids (TDS)	SM 2540C	<10	mg/L
QC13010390	Blank 2	Total Dissolved Solids (TDS)	SM 2540C	<10	mg/L

QCBatchID	QCType	Parameter	Method	Result	Actual	% Recovery	Units
QC13010108	LCS 1	pH	SM 4500-H+ B	7.01	7.00	100	pH Units
QC13010108	LCS 2	pH	SM 4500-H+ B	7.01	7.00	100	pH Units
QC13010108	LCS 3	pH	SM 4500-H+ B	7.01	7.00	100	pH Units
QC13010108	LCS 4	pH	SM 4500-H+ B	7.01	7.00	100	pH Units
QC13010110	LCS 1	Total Alkalinity	SM 2320B	99.4	100	99	mg/L
QC13010110	LCS 2	Total Alkalinity	SM 2320B	99.6	100	100	mg/L
QC13010110	LCS 3	Total Alkalinity	SM 2320B	99.6	100	100	mg/L
QC13010110	LCS 4	Total Alkalinity	SM 2320B	99.8	100	100	mg/L
QC13010110	LCS 5	Total Alkalinity	SM 2320B	101	100	101	mg/L
QC13010154	LCS 1	Fluoride	EPA 300.0	1.95	2.00	98	mg/L

475 East Greg Street Suite #119
Sparks, NV 89431 (775) 355-0202
EPA Lab ID: NV00925 - ELAP No: 2523

1084 Lamoille Hwy
Elko, NV 89801 (775) 777-9933
EPA Lab ID: NV00926

3230 Polaris Ave #4
Las Vegas, NV 89102 (702) 475-8899
EPA Lab ID: NV00932

QCBatchID	QCType	Parameter	Method	Result	Actual	% Recovery	Units
QC13010158	LCS 1	Chloride	EPA 300.0	9.81	10.0	98	mg/L
QC13010162	LCS 1	Nitrite Nitrogen	EPA 300.0	0.545	0.500	109	mg/L
QC13010167	LCS 1	Nitrate Nitrogen	EPA 300.0	1.89	2.00	95	mg/L
QC13010171	LCS 1	Sulfate	EPA 300.0	23.6	25.0	94	mg/L
QC13010195	LCS 1	Mercury	EPA 200.8	0.000978	0.001	98	mg/L
		Antimony	EPA 200.8	0.0095	0.010	95	mg/L
		Arsenic	EPA 200.8	0.0487	0.050	97	mg/L
		Lead	EPA 200.8	0.0093	0.010	93	mg/L
		Selenium	EPA 200.8	0.0444	0.050	89	mg/L
		Thallium	EPA 200.8	0.0093	0.010	93	mg/L
		Uranium	EPA 200.8	0.0091	0.010	91	mg/L
QC13010196	LCS 1	Mercury	EPA 200.8	0.000972	0.001	97	mg/L
		Antimony	EPA 200.8	0.0092	0.010	92	mg/L
		Arsenic	EPA 200.8	0.0495	0.050	99	mg/L
		Lead	EPA 200.8	0.0098	0.010	98	mg/L
		Selenium	EPA 200.8	0.0451	0.050	90	mg/L
		Thallium	EPA 200.8	0.0097	0.010	96	mg/L
		Uranium	EPA 200.8	0.0097	0.010	97	mg/L
QC13010216	LCS 1	Aluminum	EPA 200.7	0.954	1.00	95	mg/L
		Barium	EPA 200.7	0.973	1.00	97	mg/L
		Beryllium	EPA 200.7	0.975	1.00	98	mg/L
		Bismuth	EPA 200.7	0.995	1.00	100	mg/L
		Boron	EPA 200.7	0.940	1.00	94	mg/L
		Cadmium	EPA 200.7	0.985	1.00	98	mg/L
		Calcium	EPA 200.7	9.78	10.0	98	mg/L
		Chromium	EPA 200.7	0.964	1.00	96	mg/L
		Cobalt	EPA 200.7	0.979	1.00	98	mg/L
		Copper	EPA 200.7	4.69	5.00	94	mg/L
		Gallium	EPA 200.7	0.970	1.00	97	mg/L
		Iron	EPA 200.7	0.955	1.00	96	mg/L
		Lithium	EPA 200.7	0.945	1.00	94	mg/L
		Magnesium	EPA 200.7	9.33	10.0	93	mg/L
		Manganese	EPA 200.7	0.976	1.00	98	mg/L
		Molybdenum	EPA 200.7	0.955	1.00	96	mg/L
		Nickel	EPA 200.7	4.87	5.00	97	mg/L
		Phosphorus	EPA 200.7	4.89	5.00	98	mg/L
		Potassium	EPA 200.7	9.54	10.0	95	mg/L
		Scandium	EPA 200.7	0.957	1.00	96	mg/L
		Silver	EPA 200.7	0.087	0.090	97	mg/L
		Sodium	EPA 200.7	9.96	10.0	100	mg/L
		Strontium	EPA 200.7	1.00	1.00	100	mg/L
		Tin	EPA 200.7	0.929	1.00	93	mg/L
		Titanium	EPA 200.7	0.954	1.00	95	mg/L
		Vanadium	EPA 200.7	0.970	1.00	97	mg/L
		Zinc	EPA 200.7	0.980	1.00	98	mg/L
QC13010218	LCS 1	Aluminum	EPA 200.7	0.953	1.00	95	mg/L
		Barium	EPA 200.7	0.978	1.00	98	mg/L
		Beryllium	EPA 200.7	0.988	1.00	99	mg/L
		Bismuth	EPA 200.7	0.995	1.00	100	mg/L
		Boron	EPA 200.7	0.943	1.00	94	mg/L
		Cadmium	EPA 200.7	1.00	1.00	100	mg/L
		Calcium	EPA 200.7	9.90	10.0	99	mg/L
		Chromium	EPA 200.7	0.971	1.00	97	mg/L

475 East Greg Street Suite #119
Sparks, NV 89431 (775) 355-0202
EPA Lab ID: NV00925 - ELAP No: 2523

1084 Lamoille Hwy
Elko, NV 89801 (775) 777-9933
EPA Lab ID: NV00926

3230 Polaris Ave #4
Las Vegas, NV 89102 (702) 475-8899
EPA Lab ID: NV00932

QCBatchID	QCType	Parameter	Method	Result	Actual	% Recovery	Units
		Cobalt	EPA 200.7	0.984	1.00	98	mg/L
		Copper	EPA 200.7	4.66	5.00	93	mg/L
		Gallium	EPA 200.7	0.967	1.00	97	mg/L
		Iron	EPA 200.7	0.962	1.00	96	mg/L
		Lithium	EPA 200.7	0.949	1.00	95	mg/L
		Magnesium	EPA 200.7	9.55	10.0	96	mg/L
		Manganese	EPA 200.7	0.990	1.00	99	mg/L
		Molybdenum	EPA 200.7	0.956	1.00	96	mg/L
		Nickel	EPA 200.7	4.91	5.00	98	mg/L
		Phosphorus	EPA 200.7	4.99	5.00	100	mg/L
		Potassium	EPA 200.7	9.56	10.0	96	mg/L
		Scandium	EPA 200.7	0.958	1.00	96	mg/L
		Silver	EPA 200.7	0.087	0.090	97	mg/L
		Sodium	EPA 200.7	9.35	10.0	94	mg/L
		Strontium	EPA 200.7	0.933	1.00	93	mg/L
		Tin	EPA 200.7	0.965	1.00	96	mg/L
		Titanium	EPA 200.7	0.972	1.00	97	mg/L
		Vanadium	EPA 200.7	0.970	1.00	97	mg/L
		Zinc	EPA 200.7	1.00	1.00	100	mg/L
QC13010309	LCS 1	Total Dissolved Solids (TDS)	SM 2540C	157	150	105	mg/L
QC13010309	LCS 2	Total Dissolved Solids (TDS)	SM 2540C	157	150	105	mg/L
QC13010309	LCS 3	Total Dissolved Solids (TDS)	SM 2540C	149	150	100	mg/L
QC13010390	LCS 1	Total Dissolved Solids (TDS)	SM 2540C	159	150	106	mg/L
QC13010390	LCS 2	Total Dissolved Solids (TDS)	SM 2540C	157	150	105	mg/L

QCBatchID	QCType	Parameter	Method	Duplicate Sample	Sample Result	Duplicate Result	Units	RPD
QC13010108	Duplicate	pH	SM 4500-H+ B	1301018-001	8.10	8.13	pH Units	<1%
QC13010108	Duplicate	pH	SM 4500-H+ B	1301018-002	7.83	7.86	pH Units	<1%
QC13010108	Duplicate	pH	SM 4500-H+ B	1301018-003	8.00	8.01	pH Units	<1%
QC13010108	Duplicate	pH	SM 4500-H+ B	1301044-001	6.44	6.40	pH Units	1 %
QC13010108	Duplicate	pH	SM 4500-H+ B	1301044-008	6.16	6.15	pH Units	<1%
QC13010108	Duplicate	pH	SM 4500-H+ B	1301047-001	7.62	7.64	pH Units	<1%
QC13010108	Duplicate	pH	SM 4500-H+ B	1301052-001	7.85	7.86	pH Units	<1%
QC13010110	Duplicate	Bicarbonate (HCO3)	SM 2320B	1301018-001	234	235	mg/L	<1%
		Carbonate (CO3)	SM 2320B	1301018-001	<1.000	<1.000	mg/L	<1%
		Hydroxide (OH)	SM 2320B	1301018-001	<1.000	<1.000	mg/L	<1%
		Total Alkalinity	SM 2320B	1301018-001	192	192	mg/L as CaCO3	<1%
QC13010110	Duplicate	Bicarbonate (HCO3)	SM 2320B	1301018-002	153	152	mg/L	<1%
		Carbonate (CO3)	SM 2320B	1301018-002	<1.000	<1.000	mg/L	<1%
		Hydroxide (OH)	SM 2320B	1301018-002	<1.000	<1.000	mg/L	<1%
		Total Alkalinity	SM 2320B	1301018-002	125	125	mg/L as CaCO3	<1%
QC13010110	Duplicate	Bicarbonate (HCO3)	SM 2320B	1301018-003	185	186	mg/L	<1%
		Carbonate (CO3)	SM 2320B	1301018-003	<1.000	<1.000	mg/L	<1%
		Hydroxide (OH)	SM 2320B	1301018-003	<1.000	<1.000	mg/L	<1%
		Total Alkalinity	SM 2320B	1301018-003	152	152	mg/L as CaCO3	<1%
QC13010110	Duplicate	Bicarbonate (HCO3)	SM 2320B	1301044-001	21.4	20.3	mg/L	5 %
		Carbonate (CO3)	SM 2320B	1301044-001	<1.000	<1.000	mg/L	<1%

475 East Greg Street Suite #119
Sparks, NV 89431 (775) 355-0202
EPA Lab ID: NV00925 - ELAP No: 2523

1084 Lamoille Hwy
Elko, NV 89801 (775) 777-9933
EPA Lab ID: NV00926

3230 Polaris Ave #4
Las Vegas, NV 89102 (702) 475-8899
EPA Lab ID: NV00932

QCBatchID	QCType	Parameter	Method	Duplicate Sample	Sample Result	Duplicate Result		Units	RPD
		Hydroxide (OH)	SM 2320B	1301044-001	<1.000	<1.000		mg/L	<1%
		Total Alkalinity	SM 2320B	1301044-001	17.5	16.6		mg/L as CaCO3	5 %
QC13010110	Duplicate	Bicarbonate (HCO3)	SM 2320B	1301044-008	23.7	23.6		mg/L	<1%
		Carbonate (CO3)	SM 2320B	1301044-008	<1.000	<1.000		mg/L	<1%
		Hydroxide (OH)	SM 2320B	1301044-008	<1.000	<1.000		mg/L	<1%
		Total Alkalinity	SM 2320B	1301044-008	19.4	19.4		mg/L as CaCO3	<1%
QC13010110	Duplicate	Bicarbonate (HCO3)	SM 2320B	1301047-001	40.6	38.9		mg/L	4 %
		Carbonate (CO3)	SM 2320B	1301047-001	<1.000	<1.000		mg/L	<1%
		Hydroxide (OH)	SM 2320B	1301047-001	<1.000	<1.000		mg/L	<1%
		Total Alkalinity	SM 2320B	1301047-001	33.2	31.9		mg/L as CaCO3	4 %
QC13010110	Duplicate	Bicarbonate (HCO3)	SM 2320B	1301052-001	118	118		mg/L	<1%
		Carbonate (CO3)	SM 2320B	1301052-001	<1.000	<1.000		mg/L	<1%
		Hydroxide (OH)	SM 2320B	1301052-001	<1.000	<1.000		mg/L	<1%
		Total Alkalinity	SM 2320B	1301052-001	96.9	96.9		mg/L as CaCO3	<1%
QC13010309	Duplicate	Total Dissolved Solids (TDS)	SM 2540C	1301047-001	54.0	58.0		mg/L	7 %
QC13010309	Duplicate	Total Dissolved Solids (TDS)	SM 2540C	1301078-003	802	808		mg/L	1 %
QC13010309	Duplicate	Total Dissolved Solids (TDS)	SM 2540C	1301090-001	33.0	32.0		mg/L	3 %
QC13010309	Duplicate	Total Dissolved Solids (TDS)	SM 2540C	1301090-011	47.0	37.0		mg/L	24 %
QC13010309	Duplicate	Total Dissolved Solids (TDS)	SM 2540C	1212510-001		2220		mg/L	<1%
QC13010390	Duplicate	Total Dissolved Solids (TDS)	SM 2540C	1301093-001	630	628		mg/L	<1%
QC13010390	Duplicate	Total Dissolved Solids (TDS)	SM 2540C	1301121-003	267	552		mg/L	%
QC13010390	Duplicate	Total Dissolved Solids (TDS)	SM 2540C	1301048-001	77.0	56.0	HT	mg/L	<1%

QCBatchID	QCType	Parameter	Method	Spike Sample	Sample Result		MS Result	MSD Result	Spike Value	Units	MS % Rec.	MSD % Rec.	RPD
QC13010154	MS 1	Fluoride	EPA 300.0	1301048-001	1.09	M	2.52	2.55	2.00	mg/L	NC	NC	NC
QC13010154	MS 2	Fluoride	EPA 300.0	1301047-001	<0.100		1.68	1.70	2.00	mg/L	82	83	1 %
QC13010158	MS 1	Chloride	EPA 300.0	1301044-001	1.22		6.61	6.84	5.00	mg/L	108	112	3 %
QC13010158	MS 2	Chloride	EPA 300.0	1301048-001	<1.000		5.18	5.30	5.00	mg/L	103	106	2 %
QC13010162	MS 1	Nitrite Nitrogen	EPA 300.0	1301044-001	<0.025		0.594	0.618	0.500	mg/L	119	124	4 %
QC13010162	MS 2	Nitrite Nitrogen	EPA 300.0	1301048-001	<0.025		0.569	0.580	0.500	mg/L	110	112	2 %
QC13010167	MS 1	Nitrate Nitrogen	EPA 300.0	1301044-001	<1.000		2.29	2.38	2.00	mg/L	107	112	4 %
QC13010167	MS 2	Nitrate Nitrogen	EPA 300.0	1301048-001	<1.000		2.01	2.07	2.00	mg/L	99	102	3 %
QC13010171	MS 1	Sulfate	EPA 300.0	1301044-001	1.23		11.8	12.2	10.0	mg/L	106	110	3 %
QC13010171	MS 2	Sulfate	EPA 300.0	1301048-001	6.88		16.8	17.1	10.0	mg/L	100	102	2 %
QC13010195	MS 1	Mercury	EPA 200.8	1301046-003	<0.00100		0.001920	0.001880	0.001	mg/L	97	93	2 %
		Antimony	EPA 200.8	1301046-003	1.3582	SC	1.3182	1.3619	0.010	mg/L	NC	NC	NC
		Arsenic	EPA 200.8	1301046-003	3.7847	SC	3.7367	3.8235	0.050	mg/L	NC	NC	NC
		Lead	EPA 200.8	1301046-003	<0.0100		0.0125	0.0127	0.010	mg/L	99	101	2 %
		Selenium	EPA 200.8	1301046-003	0.3284	SC	0.3997	0.3995	0.050	mg/L	NC	NC	NC
		Thallium	EPA 200.8	1301046-003	<0.0100		0.0101	0.0102	0.010	mg/L	103	104	1 %
		Uranium	EPA 200.8	1301046-003	<0.0100		<0.0100	<0.0100	0.010	mg/L	104	105	#Erro
QC13010196	MS 1	Mercury	EPA 200.8	1301044-011	<0.00010		0.000959	0.000990	0.001	mg/L	95	98	3 %
		Antimony	EPA 200.8	1301044-011	<0.0025		0.0091	0.0092	0.010	mg/L	91	91	1 %
		Arsenic	EPA 200.8	1301044-011	<0.0050		0.0500	0.0504	0.050	mg/L	100	101	1 %
		Lead	EPA 200.8	1301044-011	<0.0025		0.0099	0.0101	0.010	mg/L	98	101	2 %
		Selenium	EPA 200.8	1301044-011	<0.0050		0.0452	0.0453	0.050	mg/L	90	91	<1%

475 East Greg Street Suite #119
Sparks, NV 89431 (775) 355-0202
EPA Lab ID: NV00925 - ELAP No: 2523

1084 Lamoille Hwy
Elko, NV 89801 (775) 777-9933
EPA Lab ID: NV00926

3230 Polaris Ave #4
Las Vegas, NV 89102 (702) 475-8899
EPA Lab ID: NV00932

QCBatchID	QCType	Parameter	Method	Spike Sample	Sample Result	MS Result	MSD Result	Spike Value	Units	MS % Rec.	MSD % Rec.	RPD
		Thallium	EPA 200.8	1301044-011	<0.0010	0.0096	0.0098	0.010	mg/L	96	98	2 %
		Uranium	EPA 200.8	1301044-011	<0.0050	0.0098	0.0100	0.010	mg/L	98	100	2 %
QC13010216	MS 1	Aluminum	EPA 200.7	1301046-003	1.04	2.27	2.24	1.00	mg/L	123	120	1 %
		Barium	EPA 200.7	1301046-003	0.018	0.982	0.977	1.00	mg/L	96	96	1 %
		Beryllium	EPA 200.7	1301046-003	<0.001	0.975	0.974	1.00	mg/L	97	97	<1%
		Bismuth	EPA 200.7	1301046-003	<0.100	0.996	1.01	1.00	mg/L	99	101	1 %
		Boron	EPA 200.7	1301046-003	<0.100	1.05	1.06	1.00	mg/L	98	99	1 %
		Cadmium	EPA 200.7	1301046-003	<0.001	0.940	0.935	1.00	mg/L	94	93	1 %
		Calcium	EPA 200.7	1301046-003	9.17	18.7	18.9	10.0	mg/L	95	97	1 %
		Chromium	EPA 200.7	1301046-003	<0.005	0.953	0.948	1.00	mg/L	95	95	1 %
		Cobalt	EPA 200.7	1301046-003	0.014	0.965	0.961	1.00	mg/L	95	95	<1%
		Copper	EPA 200.7	1301046-003	0.079	5.26	5.27	5.00	mg/L	104	104	<1%
		Gallium	EPA 200.7	1301046-003	<0.100	1.02	1.02	1.00	mg/L	102	102	<1%
		Iron	EPA 200.7	1301046-003	0.326	1.32	1.31	1.00	mg/L	99	98	1 %
		Lithium	EPA 200.7	1301046-003	<0.100	0.968	0.969	1.00	mg/L	97	97	<1%
		Magnesium	EPA 200.7	1301046-003	<0.500	9.53	9.51	10.0	mg/L	94	94	<1%
		Manganese	EPA 200.7	1301046-003	0.018	0.986	0.983	1.00	mg/L	97	97	<1%
		Molybdenum	EPA 200.7	1301046-003	0.155	1.09	1.10	1.00	mg/L	94	94	1 %
		Nickel	EPA 200.7	1301046-003	0.015	4.76	4.73	5.00	mg/L	95	94	1 %
		Phosphorus	EPA 200.7	1301046-003	<0.500	5.04	5.08	5.00	mg/L	98	99	1 %
		Potassium	EPA 200.7	1301046-003	2.67	12.5	12.3	10.0	mg/L	98	96	2 %
		Scandium	EPA 200.7	1301046-003	<0.100	0.957	0.955	1.00	mg/L	96	96	<1%
		Silver	EPA 200.7	1301046-003	<0.005	0.090	0.092	0.090	mg/L	100	101	2 %
		Sodium	EPA 200.7	1301046-003	134	145	145	10.0	mg/L	110	110	<1%
		Strontium	EPA 200.7	1301046-003	<0.100	1.00	1.01	1.00	mg/L	98	99	1 %
		Tin	EPA 200.7	1301046-003	<0.100	0.934	0.941	1.00	mg/L	95	95	1 %
		Titanium	EPA 200.7	1301046-003	<0.100	0.979	0.982	1.00	mg/L	98	98	<1%
		Vanadium	EPA 200.7	1301046-003	0.048	1.02	1.02	1.00	mg/L	97	97	<1%
		Zinc	EPA 200.7	1301046-003	0.040	1.02	1.03	1.00	mg/L	98	99	1 %
QC13010218	MS 1	Aluminum	EPA 200.7	1301044-012	<0.045	0.985	0.988	1.00	mg/L	98	98	<1%
		Barium	EPA 200.7	1301044-012	0.026	0.988	0.993	1.00	mg/L	96	97	1 %
		Beryllium	EPA 200.7	1301044-012	<0.001	0.968	0.975	1.00	mg/L	97	97	1 %
		Bismuth	EPA 200.7	1301044-012	<0.100	0.975	0.982	1.00	mg/L	98	98	1 %
		Boron	EPA 200.7	1301044-012	<0.100	0.983	1.00	1.00	mg/L	96	98	2 %
		Cadmium	EPA 200.7	1301044-012	<0.001	0.952	0.960	1.00	mg/L	95	96	1 %
		Calcium	EPA 200.7	1301044-012	13.3	22.9	23.3	10.0	mg/L	96	100	2 %
		Chromium	EPA 200.7	1301044-012	<0.005	0.952	0.957	1.00	mg/L	95	96	1 %
		Cobalt	EPA 200.7	1301044-012	<0.010	0.941	0.951	1.00	mg/L	94	95	1 %
		Copper	EPA 200.7	1301044-012	<0.050	4.79	4.80	5.00	mg/L	96	96	<1%
		Gallium	EPA 200.7	1301044-012	<0.100	0.988	0.991	1.00	mg/L	99	99	<1%
		Iron	EPA 200.7	1301044-012	0.011	0.970	0.969	1.00	mg/L	96	96	<1%
		Lithium	EPA 200.7	1301044-012	<0.100	0.953	0.963	1.00	mg/L	95	96	1 %
		Magnesium	EPA 200.7	1301044-012	7.25	16.5	16.5	10.0	mg/L	92	92	<1%
		Manganese	EPA 200.7	1301044-012	0.005	0.966	0.973	1.00	mg/L	96	97	1 %
		Molybdenum	EPA 200.7	1301044-012	<0.010	0.938	0.943	1.00	mg/L	94	94	1 %
		Nickel	EPA 200.7	1301044-012	<0.010	4.71	4.73	5.00	mg/L	94	95	<1%
		Phosphorus	EPA 200.7	1301044-012	<0.500	4.83	4.88	5.00	mg/L	95	96	1 %
		Potassium	EPA 200.7	1301044-012	6.15	15.7	15.8	10.0	mg/L	95	96	1 %
		Scandium	EPA 200.7	1301044-012	<0.100	0.965	0.967	1.00	mg/L	96	97	<1%
		Silver	EPA 200.7	1301044-012	<0.005	0.088	0.088	0.090	mg/L	98	98	<1%
		Sodium	EPA 200.7	1301044-012	17.2	26.9	27.4	10.0	mg/L	97	102	2 %
		Strontium	EPA 200.7	1301044-012	0.113	1.11	1.13	1.00	mg/L	100	102	2 %

475 East Greg Street Suite #119
Sparks, NV 89431 (775) 355-0202
EPA Lab ID: NV00925 - ELAP No: 2523

1084 Lamoille Hwy
Elko, NV 89801 (775) 777-9933
EPA Lab ID: NV00926

3230 Polaris Ave #4
Las Vegas, NV 89102 (702) 475-8899
EPA Lab ID: NV00932

QCBatchID	QCType	Parameter	Method	Spike Sample	Sample Result	MS Result	MSD Result	Spike Value	Units	MS % Rec.	MSD % Rec.	RPD
		Tin	EPA 200.7	1301044-012	<0.100	0.903	0.906	1.00	mg/L	92	92	<1%
		Titanium	EPA 200.7	1301044-012	<0.100	0.974	0.972	1.00	mg/L	97	97	<1%
		Vanadium	EPA 200.7	1301044-012	<0.010	0.974	0.978	1.00	mg/L	97	97	<1%
		Zinc	EPA 200.7	1301044-012	<0.010	0.949	0.951	1.00	mg/L	95	95	<1%

475 East Greg Street Suite #119
Sparks, NV 89431 (775) 355-0202
EPA Lab ID: NV00925 - ELAP No: 2523

1084 Lamoille Hwy
Elko, NV 89801 (775) 777-9933
EPA Lab ID: NV00926

3230 Polaris Ave #4
Las Vegas, NV 89102 (702) 475-8899
EPA Lab ID: NV00932

WETLAB
WESTERN ENVIRONMENTAL TESTING LABORATORY
Specializing in Soil, Hazardous Waste and Water Analysis.
475 E. Greg Street #119 | Sparks, Nevada 89431
tel (775) 355-0202 | fax (775) 355-0817 | www.WETLaboratory.com

Lab Number 1301048
Report Due Date: 1/17/13
Page 1 of 1

Client: McClelland Laboratories, Inc.
Address: 1016 Greg Street
City, State & Zip: Sparks, NV 89431
Contact: Mike Medina
Phone: 775-356-1300 | Collector's Name: Robert
Fax: 775-356-8917 | Project Name:
P.O. Number: | Project Number: 3438
Email: mli@mettest.com

Turnaround Time
Standard 5-Day Other

Billing Address (if different than Client Address):
Company
Address
City, State & Zip
Contact
Phone
Fax
Email

Additional Information

Fax Results	Y	N	To: Client	Billing
Email Results	Y	N	To: Client	Billing
Compliance Monitoring	Y	N		
Fax Results to State EPA	Y	N		

Sample Type Codes

DW = Drinking Water; WW = Wastewater; SW = Surface Water; MW = Monitoring Well; SD = Solid; SO = Soil; HW = Hazardous Waste; OTHER:

SAMPLE ID/LOCATION		DATE	TIME	SAMPLE TYPE	NO. OF CONTAINERS	Profile II w/o Vrad	Uranium	Spl. No.
CF-11-02 (227-367)	Wk:28	01/03/13	9:00	ww	2	X	X	1
CF-11-02 (52-117)								2
K-Spar Breccia 5+ Comp								3
Biotite Breccia 5+ Comp								4
Quartz Monzonite 5+ Comp								5
Biotite Breccia 0-5 Comp								6
K-Spar Breccia 0-5 Comp								7
Quartz Monzonite 0-5 Comp								8

Instructions/Comments/Special Requirements:

1301 \ 1
048 \ 1

SAMPLE RECEIPT	DATE	TIME	Samples Relinquished By	Samples Received By
Temperature 18.3 °C	1-3-13	1610		
Custody Seals Intact? Y N (None)				
Number of Containers 16				

WETLAB'S Standard Terms and Conditions apply unless written agreements specify otherwise. Payment terms are Net 30.

To the maximum extent permitted by law, the Client agrees to limit the liability of WETLAB for the Client's damages to the total compesation received, unless other agreements are made in writing. This limitation shall apply regardless of the cause of action or legal theory pled or asserted.

301.2E

WETLAB
WESTERN ENVIRONMENTAL TESTING LABORATORY
Specializing in Soil, Hazardous Waste and Water Analysis.
475 E. Greg Street #118 | Sparks, Nevada 89431
tel (775) 355-0202 | fax (775) 355-0817 | www.WETLaboratory.com

Lab Number 1301048
Report Due Date: 1/17/13
Page 1 of 1

Client: McClelland Laboratories, Inc.
Address: 1016 Greg Street
City, State & Zip: Sparks, NV 89431
Contact: Mike Medina
Phone: 775-356-1300 | Collector's Name: Robert
Fax: 775-356-8917 | Project Name:
P.O. Number: | Project Number: 3438
Email: mli@mettest.com

Turnaround Time: Standard | 5-Day | Other

Billing Address (if different than Client Address):
Company
Address
City, State & Zip
Contact
Phone
Fax
Email

Additional Information

Fax Results	Y	N	To: Client	Billing
Email Results	Y	N	To: Client	Billing
Compliance Monitoring	Y	N		
Fax Results to State EPA	Y	N		

Sample Type Codes

DW = Drinking Water; WW = Wastewater; SW = Surface Water; MW = Monitoring Well; SD = Solid; SO = Soil; HW = Hazardous Waste; OTHER:

SAMPLE ID/LOCATION		DATE	TIME	SAMPLE TYPE	NO. OF CONTAINERS	Analyses Requested: Profile II w/o Wad	Uranium	Spl. No.
CF-11-02 (227-367)	Wk:28	01/03/13	9:00	WW	2	X	X	1
CF-11-02 (52-117)								2
K-Spar Breccia 5+ Comp								3
Biotite Breccia 5+ Comp								4
Quartz Monzonite 5+ Comp								5
Biotite Breccia 0-5 Comp								6
K-Spar Breccia 0-5 Comp								7
Quartz Monzonite 0-5 Comp								8

Instructions/Comments/Special Requirements: 1301 1 048 1

SAMPLE RECEIPT		DATE	TIME	Samples Relinquished By	Samples Received By
Temperature	18.3 °C	1313	1610		
Custody Seals Intact?	Y N (None)				
Number of Containers	16				

WETLAB'S Standard Terms and Conditions apply unless written agreements specify otherwise. Payment terms are Net 30.

To the maximum extent permitted by law, the Client agrees to limit the liability of WETLAB for the Client's damages to the total compesation received, unless other agreements are made in writing. This limitation shall apply regardless of the cause of action or legal theory pled or asserted.

301.2E

12/28/2012

McClelland Laboratory
1016 Greg Street
Sparks, NV 89431
Attn: Mike Medina

OrderID: *1212123*

Dear: Mike Medina

This is to transmit the attached analytical report. The analytical data and information contained therein was generated using specified or selected methods contained in references, such as Standard Methods for the Examination of Water and Wastewater, 18th & 19th editions, Methods for Determination of Organic Compounds in Drinking Water, EPA-600/4-79-020, and Test Methods for Evaluation of Solid Waste, Physical/Chemical Methods (SW846) Third Edition.

The samples were received by WETLAB-Western Environmental Testing Laboratory in good condition on 12/6/2012. Additional comments are located on page 2 of this report.

If you should have any questions or comments regarding this report, please do not hesitate to call.

Sincerely,

Andy Smith
QA Manager

SPARKS
475 E. Greg Street, Suite 119
Sparks, Nevada 89431
tel (775) 355-0202
fax (775) 355-0817

ELKO
1084 Lamoille Hwy.
Elko, Nevada 89801
tel (775) 777-9933
fax (775) 777-9933

LAS VEGAS
3230 Polaris Ave., Suite 4
Las Vegas, Nevada 89102
tel (702) 475-8899
fax (702) 776-6152

Western Environmental Testing Laboratory
Report Comments

McClelland Laboratory - 1212123

General Comments

None

Specific Comments

Due to a laboratory oversight the analysis for Total Dissolved Solids (TDS) on samples 1212123-006 and 007 was performed past the EPA recommended holding time. We apologize for any inconvenience this may have caused.

Data Qualifier Legend

B -- Blank contamination; Analyte detected above the method reporting limit in an associated blank

HT -- Sample held beyond the accepted holding time

J -- The reported value is between the laboratory method detection limit and the laboratory practical quantitation limit

M -- Reported value is estimated; The sample matrix interfered with the analysis

N -- There was insufficient sample available to perform a spike and/or duplicate on this analytical batch.

NC -- Not calculated due to matrix interference

Q -- Reported value is estimated; The value failed to meet QC criteria for either precision or accuracy

S -- Surrogate recovery was outside of laboratory acceptance limits due to matrix interference. The associated blank and LCS surrogate recovery was within acceptance limits.

SC -- Spike recovery not calculated. Sample concentration >4X the spike amount; therefore, the spike could not be adequately recovered.

475 East Greg Street Suite #119
Sparks, NV 89431 (775) 355-0202
EPA Lab ID: NV00925 - ELAP No: 2523

1084 Lamoille Hwy
Elko, NV 89801 (775) 777-9933
EPA Lab ID: NV00926

3230 Polaris Ave #4
Las Vegas, NV 89102 (702) 475-8899
EPA Lab ID: NV00932

Western Environmental Testing Laboratory
Analytical Report

McClelland Laboratory
1016 Greg Street
Sparks, NV 89431
Attn: Mike Medina
Phone: (775) 356-1300 Fax: (775) 356-8917
PO\Project: 3438 Wk: 24

Date Printed: 12/28/2012
OrderID: 1212123

Customer Sample ID: CF-11-02 (227-367) WK:24
WETLAB Sample ID: 1212123-001

Collect Date/Time: 12/6/2012 09:00
Receive Date: 12/6/2012 15:05

PROFILE II

Parameter	Method	Results	Units	Reporting Limit	Date Analyzed
pH	SM 4500-H+ B	7.85	pH Units		12/6/2012
Trace Metals Digestion	EPA 200.2	Complete			12/11/2012
Bicarbonate (HCO3)	SM 2320B	71	mg/L	1.0	12/6/2012
Carbonate (CO3)	SM 2320B	<1.0	mg/L	1.0	12/6/2012
Hydroxide (OH)	SM 2320B	<1.0	mg/L	1.0	12/6/2012
Total Alkalinity	SM 2320B	58	mg/L as CaCO3	1.0	12/6/2012
Chloride	EPA 300.0	<1.00	mg/L	1.00	12/7/2012
Fluoride	EPA 300.0	1.1	mg/L	0.10	12/7/2012
Sulfate	EPA 300.0	8.4	mg/L	1.0	12/7/2012
Nitrate Nitrogen	EPA 300.0	<1.0	mg/L	1.0	12/7/2012
Nitrite Nitrogen	EPA 300.0	<0.025	mg/L	0.025	12/7/2012
Total Dissolved Solids (TDS)	SM 2540C	86	mg/L	10	12/11/2012
Aluminum	EPA 200.7	0.070	mg/L	0.045	12/11/2012
Barium	EPA 200.7	0.049	mg/L	0.010	12/11/2012
Beryllium	EPA 200.7	<0.0010	mg/L	0.0010	12/11/2012
Bismuth	EPA 200.7	<0.10	mg/L	0.10	12/11/2012
Boron	EPA 200.7	<0.10	mg/L	0.10	12/11/2012
Cadmium	EPA 200.7	<0.0010	mg/L	0.0010	12/11/2012
Calcium	EPA 200.7	18	mg/L	0.50	12/11/2012
Chromium	EPA 200.7	<0.0050	mg/L	0.0050	12/11/2012
Cobalt	EPA 200.7	<0.010	mg/L	0.010	12/11/2012
Copper	EPA 200.7	<0.050	mg/L	0.050	12/11/2012
Gallium	EPA 200.7	<0.10	mg/L	0.10	12/11/2012
Iron	EPA 200.7	0.054	mg/L	0.010	12/11/2012
Lithium	EPA 200.7	<0.10	mg/L	0.10	12/11/2012
Magnesium	EPA 200.7	3.4	mg/L	0.50	12/11/2012
Manganese	EPA 200.7	0.038	mg/L	0.0050	12/11/2012

475 East Greg Street Suite #119
Sparks, NV 89431 (775) 355-0202
EPA Lab ID: NV00925 - ELAP No: 2523

1084 Lamoille Hwy
Elko, NV 89801 (775) 777-9933
EPA Lab ID: NV00926

3230 Polaris Ave #4
Las Vegas, NV 89102 (702) 475-8899
EPA Lab ID: NV00932

Customer Sample ID: CF-11-02 (227-367) WK:24
WETLAB Sample ID: 1212123-001
Collect Date/Time: 12/6/2012 09:00
Receive Date: 12/6/2012 15:05

PROFILE II

Parameter	Method	Results	Units	Reporting Limit	Date Analyzed
Molybdenum	EPA 200.7	<0.010	mg/L	0.010	12/11/2012
Nickel	EPA 200.7	<0.010	mg/L	0.010	12/11/2012
Phosphorus	EPA 200.7	<0.50	mg/L	0.50	12/11/2012
Potassium	EPA 200.7	3.8	mg/L	0.50	12/11/2012
Scandium	EPA 200.7	<0.10	mg/L	0.10	12/11/2012
Silver	EPA 200.7	<0.005	mg/L	0.005	12/11/2012
Sodium	EPA 200.7	0.94	mg/L	0.50	12/11/2012
Strontium	EPA 200.7	0.19	mg/L	0.10	12/11/2012
Tin	EPA 200.7	<0.10	mg/L	0.10	12/11/2012
Titanium	EPA 200.7	<0.10	mg/L	0.10	12/11/2012
Vanadium	EPA 200.7	<0.010	mg/L	0.010	12/11/2012
Zinc	EPA 200.7	0.019	mg/L	0.010	12/11/2012
Mercury	EPA 200.8	<0.00010	mg/L	0.00010	12/12/2012
Antimony	EPA 200.8	<0.0025	mg/L	0.0025	12/12/2012
Arsenic	EPA 200.8	<0.0050	mg/L	0.0050	12/12/2012
Lead	EPA 200.8	<0.0025	mg/L	0.0025	12/12/2012
Selenium	EPA 200.8	<0.0050	mg/L	0.0050	12/12/2012
Thallium	EPA 200.8	<0.0010	mg/L	0.0010	12/12/2012
Uranium	EPA 200.8	<0.0050	mg/L	0.0050	12/12/2012
Anions	Calculation	1.40	meq/L	0.10	
Cations	Calculation	1.33	meq/L	0.10	
Error	Calculation	2.5	%	1.0	

Customer Sample ID: CF-11-02 (52-117) WK:24
WETLAB Sample ID: 1212123-002
Collect Date/Time: 12/6/2012 09:00
Receive Date: 12/6/2012 15:05

PROFILE II

Parameter	Method	Results	Units	Reporting Limit	Date Analyzed
pH	SM 4500-H+ B	7.74	pH Units		12/6/2012
Trace Metals Digestion	EPA 200.2	Complete			12/11/2012
Bicarbonate (HCO3)	SM 2320B	67	mg/L	1.0	12/6/2012
Carbonate (CO3)	SM 2320B	<1.0	mg/L	1.0	12/6/2012
Hydroxide (OH)	SM 2320B	<1.0	mg/L	1.0	12/6/2012
Total Alkalinity	SM 2320B	55	mg/L as CaCO3	1.0	12/6/2012
Chloride	EPA 300.0	<1.00	mg/L	1.00	12/7/2012
Fluoride	EPA 300.0	1.0	mg/L	0.10	12/7/2012
Sulfate	EPA 300.0	12	mg/L	1.0	12/7/2012
Nitrate Nitrogen	EPA 300.0	<1.0	mg/L	1.0	12/7/2012
Nitrite Nitrogen	EPA 300.0	<0.025	mg/L	0.025	12/7/2012

475 East Greg Street Suite #119
Sparks, NV 89431 (775) 355-0202
EPA Lab ID: NV00925 - ELAP No: 2523

1084 Lamoille Hwy
Elko, NV 89801 (775) 777-9933
EPA Lab ID: NV00926

3230 Polaris Ave #4
Las Vegas, NV 89102 (702) 475-8899
EPA Lab ID: NV00932

Customer Sample ID: CF-11-02 (52-117) WK:24
WETLAB Sample ID: 1212123-002

Collect Date/Time: 12/6/2012 09:00
Receive Date: 12/6/2012 15:05

PROFILE II

Parameter	Method	Results	Units	Reporting Limit	Date Analyzed
Total Dissolved Solids (TDS)	SM 2540C	100	mg/L	10	12/11/2012
Aluminum	EPA 200.7	0.054	mg/L	0.045	12/11/2012
Barium	EPA 200.7	0.011	mg/L	0.010	12/11/2012
Beryllium	EPA 200.7	<0.0010	mg/L	0.0010	12/11/2012
Bismuth	EPA 200.7	<0.10	mg/L	0.10	12/11/2012
Boron	EPA 200.7	<0.10	mg/L	0.10	12/11/2012
Cadmium	EPA 200.7	<0.0010	mg/L	0.0010	12/11/2012
Calcium	EPA 200.7	20	mg/L	0.50	12/11/2012
Chromium	EPA 200.7	<0.0050	mg/L	0.0050	12/11/2012
Cobalt	EPA 200.7	<0.010	mg/L	0.010	12/11/2012
Copper	EPA 200.7	<0.050	mg/L	0.050	12/11/2012
Gallium	EPA 200.7	<0.10	mg/L	0.10	12/11/2012
Iron	EPA 200.7	0.012	mg/L	0.010	12/11/2012
Lithium	EPA 200.7	<0.10	mg/L	0.10	12/11/2012
Magnesium	EPA 200.7	2.4	mg/L	0.50	12/11/2012
Manganese	EPA 200.7	0.032	mg/L	0.0050	12/11/2012
Molybdenum	EPA 200.7	<0.010	mg/L	0.010	12/11/2012
Nickel	EPA 200.7	<0.010	mg/L	0.010	12/11/2012
Phosphorus	EPA 200.7	<0.50	mg/L	0.50	12/11/2012
Potassium	EPA 200.7	3.8	mg/L	0.50	12/11/2012
Scandium	EPA 200.7	<0.10	mg/L	0.10	12/11/2012
Silver	EPA 200.7	<0.005	mg/L	0.005	12/11/2012
Sodium	EPA 200.7	1.0	mg/L	0.50	12/11/2012
Strontium	EPA 200.7	0.16	mg/L	0.10	12/11/2012
Tin	EPA 200.7	<0.10	mg/L	0.10	12/11/2012
Titanium	EPA 200.7	<0.10	mg/L	0.10	12/11/2012
Vanadium	EPA 200.7	<0.010	mg/L	0.010	12/11/2012
Zinc	EPA 200.7	<0.010	mg/L	0.010	12/11/2012
Mercury	EPA 200.8	<0.00010	mg/L	0.00010	12/12/2012
Antimony	EPA 200.8	<0.0025	mg/L	0.0025	12/12/2012
Arsenic	EPA 200.8	<0.0050	mg/L	0.0050	12/12/2012
Lead	EPA 200.8	<0.0025	mg/L	0.0025	12/12/2012
Selenium	EPA 200.8	<0.0050	mg/L	0.0050	12/12/2012
Thallium	EPA 200.8	<0.0010	mg/L	0.0010	12/12/2012
Uranium	EPA 200.8	0.013	mg/L	0.0050	12/12/2012
Anions	Calculation	1.40	meq/L	0.10	
Cations	Calculation	1.34	meq/L	0.10	
Error	Calculation	2.1	%	1.0	

475 East Greg Street Suite #119
Sparks, NV 89431 (775) 355-0202
EPA Lab ID: NV00925 - ELAP No: 2523

1084 Lamoille Hwy
Elko, NV 89801 (775) 777-9933
EPA Lab ID: NV00926

3230 Polaris Ave #4
Las Vegas, NV 89102 (702) 475-8899
EPA Lab ID: NV00932

Customer Sample ID: K-Spar Breccia 5+ Comp WK:24
WETLAB Sample ID: 1212123-003

Collect Date/Time: 12/6/2012 09:00
Receive Date: 12/6/2012 15:05

PROFILE II

Parameter	Method	Results	Units	Reporting Limit	Date Analyzed
pH	SM 4500-H+ B	7.84	pH Units		12/6/2012
Trace Metals Digestion	EPA 200.2	Complete			12/11/2012
Bicarbonate (HCO3)	SM 2320B	79	mg/L	1.0	12/6/2012
Carbonate (CO3)	SM 2320B	<1.0	mg/L	1.0	12/6/2012
Hydroxide (OH)	SM 2320B	<1.0	mg/L	1.0	12/6/2012
Total Alkalinity	SM 2320B	65	mg/L as CaCO3	1.0	12/6/2012
Chloride	EPA 300.0	<1.00	mg/L	1.00	12/7/2012
Fluoride	EPA 300.0	1.2	mg/L	0.10	12/7/2012
Sulfate	EPA 300.0	55	mg/L	1.0	12/7/2012
Nitrate Nitrogen	EPA 300.0	<1.0	mg/L	1.0	12/7/2012
Nitrite Nitrogen	EPA 300.0	<0.025	mg/L	0.025	12/7/2012
Total Dissolved Solids (TDS)	SM 2540C	170	mg/L	10	12/11/2012
Aluminum	EPA 200.7	<0.045	mg/L	0.045	12/11/2012
Barium	EPA 200.7	0.091	mg/L	0.010	12/11/2012
Beryllium	EPA 200.7	<0.0010	mg/L	0.0010	12/11/2012
Bismuth	EPA 200.7	<0.10	mg/L	0.10	12/11/2012
Boron	EPA 200.7	<0.10	mg/L	0.10	12/11/2012
Cadmium	EPA 200.7	<0.0010	mg/L	0.0010	12/11/2012
Calcium	EPA 200.7	36	mg/L	0.50	12/11/2012
Chromium	EPA 200.7	<0.0050	mg/L	0.0050	12/11/2012
Cobalt	EPA 200.7	<0.010	mg/L	0.010	12/11/2012
Copper	EPA 200.7	<0.050	mg/L	0.050	12/11/2012
Gallium	EPA 200.7	<0.10	mg/L	0.10	12/11/2012
Iron	EPA 200.7	<0.010	mg/L	0.010	12/11/2012
Lithium	EPA 200.7	<0.10	mg/L	0.10	12/11/2012
Magnesium	EPA 200.7	4.3	mg/L	0.50	12/11/2012
Manganese	EPA 200.7	0.065	mg/L	0.0050	12/11/2012
Molybdenum	EPA 200.7	0.051	mg/L	0.010	12/11/2012
Nickel	EPA 200.7	<0.010	mg/L	0.010	12/11/2012
Phosphorus	EPA 200.7	<0.50	mg/L	0.50	12/11/2012
Potassium	EPA 200.7	3.4	mg/L	0.50	12/11/2012
Scandium	EPA 200.7	<0.10	mg/L	0.10	12/11/2012
Silver	EPA 200.7	<0.005	mg/L	0.005	12/11/2012
Sodium	EPA 200.7	1.0	mg/L	0.50	12/11/2012
Strontium	EPA 200.7	0.90	mg/L	0.10	12/11/2012
Tin	EPA 200.7	<0.10	mg/L	0.10	12/11/2012
Titanium	EPA 200.7	<0.10	mg/L	0.10	12/11/2012
Vanadium	EPA 200.7	<0.010	mg/L	0.010	12/11/2012

475 East Greg Street Suite #119
Sparks, NV 89431 (775) 355-0202
EPA Lab ID: NV00925 - ELAP No: 2523

1084 Lamoille Hwy
Elko, NV 89801 (775) 777-9933
EPA Lab ID: NV00926

3230 Polaris Ave #4
Las Vegas, NV 89102 (702) 475-8899
EPA Lab ID: NV00932

Customer Sample ID: K-Spar Breccia 5+ Comp WK:24
WETLAB Sample ID: 1212123-003
Collect Date/Time: 12/6/2012 09:00
Receive Date: 12/6/2012 15:05

PROFILE II

Parameter	Method	Results	Units	Reporting Limit	Date Analyzed
Zinc	EPA 200.7	<0.010	mg/L	0.010	12/11/2012
Mercury	EPA 200.8	<0.00010	mg/L	0.00010	12/12/2012
Antimony	EPA 200.8	<0.0025	mg/L	0.0025	12/12/2012
Arsenic	EPA 200.8	<0.0050	mg/L	0.0050	12/12/2012
Lead	EPA 200.8	<0.0025	mg/L	0.0025	12/12/2012
Selenium	EPA 200.8	<0.0050	mg/L	0.0050	12/12/2012
Thallium	EPA 200.8	<0.0010	mg/L	0.0010	12/12/2012
Uranium	EPA 200.8	0.030	mg/L	0.0050	12/12/2012
Anions	Calculation	2.50	meq/L	0.10	
Cations	Calculation	2.28	meq/L	0.10	
Error	Calculation	4.6	%	1.0	

Customer Sample ID: Biotite Breccia 5+ Comp WK:24
WETLAB Sample ID: 1212123-004
Collect Date/Time: 12/6/2012 09:00
Receive Date: 12/6/2012 15:05

PROFILE II

Parameter	Method	Results	Units	Reporting Limit	Date Analyzed
pH	SM 4500-H+ B	7.92	pH Units		12/6/2012
Trace Metals Digestion	EPA 200.2	Complete			12/11/2012
Bicarbonate (HCO3)	SM 2320B	86	mg/L	1.0	12/6/2012
Carbonate (CO3)	SM 2320B	<1.0	mg/L	1.0	12/6/2012
Hydroxide (OH)	SM 2320B	<1.0	mg/L	1.0	12/6/2012
Total Alkalinity	SM 2320B	70	mg/L as CaCO3	1.0	12/6/2012
Chloride	EPA 300.0	<1.00	mg/L	1.00	12/7/2012
Fluoride	EPA 300.0	1.5	mg/L	0.10	12/7/2012
Sulfate	EPA 300.0	18	mg/L	1.0	12/7/2012
Nitrate Nitrogen	EPA 300.0	<1.0	mg/L	1.0	12/7/2012
Nitrite Nitrogen	EPA 300.0	<0.025	mg/L	0.025	12/7/2012
Total Dissolved Solids (TDS)	SM 2540C	110	mg/L	10	12/11/2012
Aluminum	EPA 200.7	0.049	mg/L	0.045	12/11/2012
Barium	EPA 200.7	0.080	mg/L	0.010	12/11/2012
Beryllium	EPA 200.7	<0.0010	mg/L	0.0010	12/11/2012
Bismuth	EPA 200.7	<0.10	mg/L	0.10	12/11/2012
Boron	EPA 200.7	<0.10	mg/L	0.10	12/11/2012
Cadmium	EPA 200.7	<0.0010	mg/L	0.0010	12/11/2012
Calcium	EPA 200.7	24	mg/L	0.50	12/11/2012
Chromium	EPA 200.7	<0.0050	mg/L	0.0050	12/11/2012
Cobalt	EPA 200.7	<0.010	mg/L	0.010	12/11/2012
Copper	EPA 200.7	<0.050	mg/L	0.050	12/11/2012

475 East Greg Street Suite #119
Sparks, NV 89431 (775) 355-0202
EPA Lab ID: NV00925 - ELAP No: 2523

1084 Lamoille Hwy
Elko, NV 89801 (775) 777-9933
EPA Lab ID: NV00926

3230 Polaris Ave #4
Las Vegas, NV 89102 (702) 475-8899
EPA Lab ID: NV00932

Customer Sample ID: Biotite Breccia 5+ Comp WK:24
WETLAB Sample ID: 1212123-004
Collect Date/Time: 12/6/2012 09:00
Receive Date: 12/6/2012 15:05

PROFILE II

Parameter	Method	Results	Units	Reporting Limit	Date Analyzed
Gallium	EPA 200.7	<0.10	mg/L	0.10	12/11/2012
Iron	EPA 200.7	0.012	mg/L	0.010	12/11/2012
Lithium	EPA 200.7	<0.10	mg/L	0.10	12/11/2012
Magnesium	EPA 200.7	5.1	mg/L	0.50	12/11/2012
Manganese	EPA 200.7	0.046	mg/L	0.0050	12/11/2012
Molybdenum	EPA 200.7	0.012	mg/L	0.010	12/11/2012
Nickel	EPA 200.7	<0.010	mg/L	0.010	12/11/2012
Phosphorus	EPA 200.7	<0.50	mg/L	0.50	12/11/2012
Potassium	EPA 200.7	3.7	mg/L	0.50	12/11/2012
Scandium	EPA 200.7	<0.10	mg/L	0.10	12/11/2012
Silver	EPA 200.7	<0.005	mg/L	0.005	12/11/2012
Sodium	EPA 200.7	0.84	mg/L	0.50	12/11/2012
Strontium	EPA 200.7	0.41	mg/L	0.10	12/11/2012
Tin	EPA 200.7	<0.10	mg/L	0.10	12/11/2012
Titanium	EPA 200.7	<0.10	mg/L	0.10	12/11/2012
Vanadium	EPA 200.7	<0.010	mg/L	0.010	12/11/2012
Zinc	EPA 200.7	<0.010	mg/L	0.010	12/11/2012
Mercury	EPA 200.8	<0.00010	mg/L	0.00010	12/12/2012
Antimony	EPA 200.8	<0.0025	mg/L	0.0025	12/12/2012
Arsenic	EPA 200.8	<0.0050	mg/L	0.0050	12/12/2012
Lead	EPA 200.8	<0.0025	mg/L	0.0025	12/12/2012
Selenium	EPA 200.8	<0.0050	mg/L	0.0050	12/12/2012
Thallium	EPA 200.8	<0.0010	mg/L	0.0010	12/12/2012
Uranium	EPA 200.8	0.0075	mg/L	0.0050	12/12/2012
Anions	Calculation	1.86	meq/L	0.10	
Cations	Calculation	1.76	meq/L	0.10	
Error	Calculation	3.0	%	1.0	

Customer Sample ID: Quartz Monzonite 5+ Comp WK:24
WETLAB Sample ID: 1212123-005
Collect Date/Time: 12/6/2012 09:00
Receive Date: 12/6/2012 15:05

PROFILE II

Parameter	Method	Results	Units	Reporting Limit	Date Analyzed
pH	SM 4500-H+ B	7.83	pH Units		12/6/2012
Trace Metals Digestion	EPA 200.2	Complete			12/11/2012
Bicarbonate (HCO3)	SM 2320B	73	mg/L	1.0	12/6/2012
Carbonate (CO3)	SM 2320B	<1.0	mg/L	1.0	12/6/2012
Hydroxide (OH)	SM 2320B	<1.0	mg/L	1.0	12/6/2012
Total Alkalinity	SM 2320B	60	mg/L as CaCO3	1.0	12/6/2012

475 East Greg Street Suite #119
Sparks, NV 89431 (775) 355-0202
EPA Lab ID: NV00925 - ELAP No: 2523

1084 Lamoille Hwy
Elko, NV 89801 (775) 777-9933
EPA Lab ID: NV00926

3230 Polaris Ave #4
Las Vegas, NV 89102 (702) 475-8899
EPA Lab ID: NV00932

Customer Sample ID: Quartz Monzonite 5+ Comp WK:24
WETLAB Sample ID: 1212123-005

Collect Date/Time: 12/6/2012 09:00
Receive Date: 12/6/2012 15:05

PROFILE II

Parameter	Method	Results	Units	Reporting Limit	Date Analyzed
Chloride	EPA 300.0	<1.00	mg/L	1.00	12/7/2012
Fluoride	EPA 300.0	1.2	mg/L	0.10	12/7/2012
Sulfate	EPA 300.0	20	mg/L	1.0	12/7/2012
Nitrate Nitrogen	EPA 300.0	<1.0	mg/L	1.0	12/7/2012
Nitrite Nitrogen	EPA 300.0	<0.025	mg/L	0.025	12/7/2012
Total Dissolved Solids (TDS)	SM 2540C	110	mg/L	10	12/11/2012
Aluminum	EPA 200.7	<0.045	mg/L	0.045	12/11/2012
Barium	EPA 200.7	0.11	mg/L	0.010	12/11/2012
Beryllium	EPA 200.7	<0.0010	mg/L	0.0010	12/11/2012
Bismuth	EPA 200.7	<0.10	mg/L	0.10	12/11/2012
Boron	EPA 200.7	<0.10	mg/L	0.10	12/11/2012
Cadmium	EPA 200.7	<0.0010	mg/L	0.0010	12/11/2012
Calcium	EPA 200.7	21	mg/L	0.50	12/11/2012
Chromium	EPA 200.7	<0.0050	mg/L	0.0050	12/11/2012
Cobalt	EPA 200.7	<0.010	mg/L	0.010	12/11/2012
Copper	EPA 200.7	<0.050	mg/L	0.050	12/11/2012
Gallium	EPA 200.7	<0.10	mg/L	0.10	12/11/2012
Iron	EPA 200.7	<0.010	mg/L	0.010	12/11/2012
Lithium	EPA 200.7	<0.10	mg/L	0.10	12/11/2012
Magnesium	EPA 200.7	4.7	mg/L	0.50	12/11/2012
Manganese	EPA 200.7	0.023	mg/L	0.0050	12/11/2012
Molybdenum	EPA 200.7	0.069	mg/L	0.010	12/11/2012
Nickel	EPA 200.7	<0.010	mg/L	0.010	12/11/2012
Phosphorus	EPA 200.7	<0.50	mg/L	0.50	12/11/2012
Potassium	EPA 200.7	3.4	mg/L	0.50	12/11/2012
Scandium	EPA 200.7	<0.10	mg/L	0.10	12/11/2012
Silver	EPA 200.7	<0.005	mg/L	0.005	12/11/2012
Sodium	EPA 200.7	1.1	mg/L	0.50	12/11/2012
Strontium	EPA 200.7	0.70	mg/L	0.10	12/11/2012
Tin	EPA 200.7	<0.10	mg/L	0.10	12/11/2012
Titanium	EPA 200.7	<0.10	mg/L	0.10	12/11/2012
Vanadium	EPA 200.7	<0.010	mg/L	0.010	12/11/2012
Zinc	EPA 200.7	<0.010	mg/L	0.010	12/11/2012
Mercury	EPA 200.8	<0.00010	mg/L	0.00010	12/12/2012
Antimony	EPA 200.8	<0.0025	mg/L	0.0025	12/12/2012
Arsenic	EPA 200.8	<0.0050	mg/L	0.0050	12/12/2012
Lead	EPA 200.8	<0.0025	mg/L	0.0025	12/12/2012
Selenium	EPA 200.8	<0.0050	mg/L	0.0050	12/12/2012

475 East Greg Street Suite #119
Sparks, NV 89431 (775) 355-0202
EPA Lab ID: NV00925 - ELAP No: 2523

1084 Lamoille Hwy
Elko, NV 89801 (775) 777-9933
EPA Lab ID: NV00926

3230 Polaris Ave #4
Las Vegas, NV 89102 (702) 475-8899
EPA Lab ID: NV00932

Customer Sample ID: Quartz Monzonite 5+ Comp WK:24
WETLAB Sample ID: 1212123-005
Collect Date/Time: 12/6/2012 09:00
Receive Date: 12/6/2012 15:05

PROFILE II

Parameter	Method	Results	Units	Reporting Limit	Date Analyzed
Thallium	EPA 200.8	<0.0010	mg/L	0.0010	12/12/2012
Uranium	EPA 200.8	0.017	mg/L	0.0050	12/12/2012
Anions	Calculation	1.68	meq/L	0.10	
Cations	Calculation	1.57	meq/L	0.10	
Error	Calculation	3.3	%	1.0	

Customer Sample ID: Biotite Breccia 0-5 Comp WK:24
WETLAB Sample ID: 1212123-006
Collect Date/Time: 12/6/2012 09:00
Receive Date: 12/6/2012 15:05

PROFILE II

Parameter	Method	Results	Units	Reporting Limit	Date Analyzed
pH	SM 4500-H+ B	7.81	pH Units		12/6/2012
Trace Metals Digestion	EPA 200.2	Complete			12/11/2012
Bicarbonate (HCO3)	SM 2320B	65	mg/L	1.0	12/6/2012
Carbonate (CO3)	SM 2320B	<1.0	mg/L	1.0	12/6/2012
Hydroxide (OH)	SM 2320B	<1.0	mg/L	1.0	12/6/2012
Total Alkalinity	SM 2320B	53	mg/L as CaCO3	1.0	12/6/2012
Chloride	EPA 300.0	<1.00	mg/L	1.00	12/7/2012
Fluoride	EPA 300.0	1.5	mg/L	0.10	12/7/2012
Sulfate	EPA 300.0	15	mg/L	1.0	12/7/2012
Nitrate Nitrogen	EPA 300.0	<1.0	mg/L	1.0	12/7/2012
Nitrite Nitrogen	EPA 300.0	<0.025	mg/L	0.025	12/7/2012
Total Dissolved Solids (TDS)	SM 2540C	84 HT	mg/L	10	12/26/2012
Aluminum	EPA 200.7	<0.045	mg/L	0.045	12/11/2012
Barium	EPA 200.7	0.071	mg/L	0.010	12/11/2012
Beryllium	EPA 200.7	<0.0010	mg/L	0.0010	12/11/2012
Bismuth	EPA 200.7	<0.10	mg/L	0.10	12/11/2012
Boron	EPA 200.7	<0.10	mg/L	0.10	12/11/2012
Cadmium	EPA 200.7	<0.0010	mg/L	0.0010	12/11/2012
Calcium	EPA 200.7	19	mg/L	0.50	12/11/2012
Chromium	EPA 200.7	<0.0050	mg/L	0.0050	12/11/2012
Cobalt	EPA 200.7	<0.010	mg/L	0.010	12/11/2012
Copper	EPA 200.7	<0.050	mg/L	0.050	12/11/2012
Gallium	EPA 200.7	<0.10	mg/L	0.10	12/11/2012
Iron	EPA 200.7	0.011	mg/L	0.010	12/11/2012
Lithium	EPA 200.7	<0.10	mg/L	0.10	12/11/2012
Magnesium	EPA 200.7	4.0	mg/L	0.50	12/11/2012
Manganese	EPA 200.7	0.020	mg/L	0.0050	12/11/2012
Molybdenum	EPA 200.7	0.021	mg/L	0.010	12/11/2012

475 East Greg Street Suite #119
Sparks, NV 89431 (775) 355-0202
EPA Lab ID: NV00925 - ELAP No: 2523

1084 Lamoille Hwy
Elko, NV 89801 (775) 777-9933
EPA Lab ID: NV00926

3230 Polaris Ave #4
Las Vegas, NV 89102 (702) 475-8899
EPA Lab ID: NV00932

Customer Sample ID: Biotite Breccia 0-5 Comp WK:24
WETLAB Sample ID: 1212123-006
Collect Date/Time: 12/6/2012 09:00
Receive Date: 12/6/2012 15:05

PROFILE II

Parameter	Method	Results	Units	Reporting Limit	Date Analyzed
Nickel	EPA 200.7	<0.010	mg/L	0.010	12/11/2012
Phosphorus	EPA 200.7	<0.50	mg/L	0.50	12/11/2012
Potassium	EPA 200.7	2.3	mg/L	0.50	12/11/2012
Scandium	EPA 200.7	<0.10	mg/L	0.10	12/11/2012
Silver	EPA 200.7	<0.005	mg/L	0.005	12/11/2012
Sodium	EPA 200.7	0.67	mg/L	0.50	12/11/2012
Strontium	EPA 200.7	0.29	mg/L	0.10	12/12/2012
Tin	EPA 200.7	<0.10	mg/L	0.10	12/11/2012
Titanium	EPA 200.7	<0.10	mg/L	0.10	12/11/2012
Vanadium	EPA 200.7	<0.010	mg/L	0.010	12/11/2012
Zinc	EPA 200.7	<0.010	mg/L	0.010	12/11/2012
Mercury	EPA 200.8	<0.00010	mg/L	0.00010	12/12/2012
Antimony	EPA 200.8	<0.0025	mg/L	0.0025	12/12/2012
Arsenic	EPA 200.8	<0.0050	mg/L	0.0050	12/12/2012
Lead	EPA 200.8	<0.0025	mg/L	0.0025	12/12/2012
Selenium	EPA 200.8	<0.0050	mg/L	0.0050	12/12/2012
Thallium	EPA 200.8	<0.0010	mg/L	0.0010	12/12/2012
Uranium	EPA 200.8	0.034	mg/L	0.0050	12/12/2012
Anions	Calculation	1.46	meq/L	0.10	
Cations	Calculation	1.37	meq/L	0.10	
Error	Calculation	3.2	%	1.0	

Customer Sample ID: K-Spar Breccia 0-5 Comp WK:24
WETLAB Sample ID: 1212123-007
Collect Date/Time: 12/6/2012 09:00
Receive Date: 12/6/2012 15:05

PROFILE II

Parameter	Method	Results	Units	Reporting Limit	Date Analyzed
pH	SM 4500-H+ B	7.78	pH Units		12/6/2012
Trace Metals Digestion	EPA 200.2	Complete			12/11/2012
Bicarbonate (HCO3)	SM 2320B	68	mg/L	1.0	12/6/2012
Carbonate (CO3)	SM 2320B	<1.0	mg/L	1.0	12/6/2012
Hydroxide (OH)	SM 2320B	<1.0	mg/L	1.0	12/6/2012
Total Alkalinity	SM 2320B	56	mg/L as CaCO3	1.0	12/6/2012
Chloride	EPA 300.0	<1.00	mg/L	1.00	12/7/2012
Fluoride	EPA 300.0	1.4	mg/L	0.10	12/7/2012
Sulfate	EPA 300.0	17	mg/L	1.0	12/7/2012
Nitrate Nitrogen	EPA 300.0	<1.0	mg/L	1.0	12/7/2012
Nitrite Nitrogen	EPA 300.0	0.13	mg/L	0.025	12/7/2012
Total Dissolved Solids (TDS)	SM 2540C	94 HT	mg/L	10	12/26/2012

475 East Greg Street Suite #119
Sparks, NV 89431 (775) 355-0202
EPA Lab ID: NV00925 - ELAP No: 2523

1084 Lamoille Hwy
Elko, NV 89801 (775) 777-9933
EPA Lab ID: NV00926

3230 Polaris Ave #4
Las Vegas, NV 89102 (702) 475-8899
EPA Lab ID: NV00932

Customer Sample ID: K-Spar Breccia 0-5 Comp WK:24
WETLAB Sample ID: 1212123-007

Collect Date/Time: 12/6/2012 09:00
Receive Date: 12/6/2012 15:05

PROFILE II

Parameter	Method	Results	Units	Reporting Limit	Date Analyzed
Aluminum	EPA 200.7	<0.045	mg/L	0.045	12/11/2012
Barium	EPA 200.7	0.083	mg/L	0.010	12/11/2012
Beryllium	EPA 200.7	<0.0010	mg/L	0.0010	12/11/2012
Bismuth	EPA 200.7	<0.10	mg/L	0.10	12/11/2012
Boron	EPA 200.7	<0.10	mg/L	0.10	12/11/2012
Cadmium	EPA 200.7	<0.0010	mg/L	0.0010	12/11/2012
Calcium	EPA 200.7	20	mg/L	0.50	12/11/2012
Chromium	EPA 200.7	<0.0050	mg/L	0.0050	12/11/2012
Cobalt	EPA 200.7	<0.010	mg/L	0.010	12/11/2012
Copper	EPA 200.7	<0.050	mg/L	0.050	12/11/2012
Gallium	EPA 200.7	<0.10	mg/L	0.10	12/11/2012
Iron	EPA 200.7	0.012	mg/L	0.010	12/11/2012
Lithium	EPA 200.7	<0.10	mg/L	0.10	12/11/2012
Magnesium	EPA 200.7	4.3	mg/L	0.50	12/11/2012
Manganese	EPA 200.7	0.017	mg/L	0.0050	12/11/2012
Molybdenum	EPA 200.7	0.026	mg/L	0.010	12/11/2012
Nickel	EPA 200.7	<0.010	mg/L	0.010	12/11/2012
Phosphorus	EPA 200.7	<0.50	mg/L	0.50	12/11/2012
Potassium	EPA 200.7	3.0	mg/L	0.50	12/11/2012
Scandium	EPA 200.7	<0.10	mg/L	0.10	12/11/2012
Silver	EPA 200.7	<0.005	mg/L	0.005	12/11/2012
Sodium	EPA 200.7	0.95	mg/L	0.50	12/11/2012
Strontium	EPA 200.7	0.41	mg/L	0.10	12/12/2012
Tin	EPA 200.7	<0.10	mg/L	0.10	12/11/2012
Titanium	EPA 200.7	<0.10	mg/L	0.10	12/11/2012
Vanadium	EPA 200.7	<0.010	mg/L	0.010	12/11/2012
Zinc	EPA 200.7	<0.010	mg/L	0.010	12/11/2012
Mercury	EPA 200.8	<0.00010	mg/L	0.00010	12/12/2012
Antimony	EPA 200.8	<0.0025	mg/L	0.0025	12/12/2012
Arsenic	EPA 200.8	<0.0050	mg/L	0.0050	12/12/2012
Lead	EPA 200.8	<0.0025	mg/L	0.0025	12/12/2012
Selenium	EPA 200.8	<0.0050	mg/L	0.0050	12/12/2012
Thallium	EPA 200.8	<0.0010	mg/L	0.0010	12/12/2012
Uranium	EPA 200.8	0.038	mg/L	0.0050	12/12/2012
Anions	Calculation	1.54	meq/L	0.10	
Cations	Calculation	1.47	meq/L	0.10	
Error	Calculation	2.4	%	1.0	

475 East Greg Street Suite #119
Sparks, NV 89431 (775) 355-0202
EPA Lab ID: NV00925 - ELAP No: 2523

1084 Lamoille Hwy
Elko, NV 89801 (775) 777-9933
EPA Lab ID: NV00926

3230 Polaris Ave #4
Las Vegas, NV 89102 (702) 475-8899
EPA Lab ID: NV00932

Customer Sample ID: Quartz Monzonite 0-5 Comp WK:24
WETLAB Sample ID: 1212123-008

Collect Date/Time: 12/6/2012 09:00
Receive Date: 12/6/2012 15:05

PROFILE II

Parameter	Method	Results	Units	Reporting Limit	Date Analyzed
pH	SM 4500-H+ B	7.88	pH Units		12/6/2012
Trace Metals Digestion	EPA 200.2	Complete			12/11/2012
Bicarbonate (HCO3)	SM 2320B	83	mg/L	1.0	12/6/2012
Carbonate (CO3)	SM 2320B	<1.0	mg/L	1.0	12/6/2012
Hydroxide (OH)	SM 2320B	<1.0	mg/L	1.0	12/6/2012
Total Alkalinity	SM 2320B	68	mg/L as CaCO3	1.0	12/6/2012
Chloride	EPA 300.0	<1.00	mg/L	1.00	12/7/2012
Fluoride	EPA 300.0	1.3	mg/L	0.10	12/7/2012
Sulfate	EPA 300.0	21	mg/L	1.0	12/7/2012
Nitrate Nitrogen	EPA 300.0	<1.0	mg/L	1.0	12/7/2012
Nitrite Nitrogen	EPA 300.0	<0.025	mg/L	0.025	12/7/2012
Total Dissolved Solids (TDS)	SM 2540C	100	mg/L	10	12/20/2012
Aluminum	EPA 200.7	<0.045	mg/L	0.045	12/11/2012
Barium	EPA 200.7	0.16	mg/L	0.010	12/11/2012
Beryllium	EPA 200.7	<0.0010	mg/L	0.0010	12/11/2012
Bismuth	EPA 200.7	<0.10	mg/L	0.10	12/11/2012
Boron	EPA 200.7	<0.10	mg/L	0.10	12/11/2012
Cadmium	EPA 200.7	<0.0010	mg/L	0.0010	12/11/2012
Calcium	EPA 200.7	26	mg/L	0.50	12/11/2012
Chromium	EPA 200.7	<0.0050	mg/L	0.0050	12/11/2012
Cobalt	EPA 200.7	<0.010	mg/L	0.010	12/11/2012
Copper	EPA 200.7	<0.050	mg/L	0.050	12/11/2012
Gallium	EPA 200.7	<0.10	mg/L	0.10	12/11/2012
Iron	EPA 200.7	0.010	mg/L	0.010	12/11/2012
Lithium	EPA 200.7	<0.10	mg/L	0.10	12/11/2012
Magnesium	EPA 200.7	4.7	mg/L	0.50	12/11/2012
Manganese	EPA 200.7	0.025	mg/L	0.0050	12/11/2012
Molybdenum	EPA 200.7	<0.010	mg/L	0.010	12/12/2012
Nickel	EPA 200.7	<0.010	mg/L	0.010	12/11/2012
Phosphorus	EPA 200.7	<0.50	mg/L	0.50	12/11/2012
Potassium	EPA 200.7	2.5	mg/L	0.50	12/11/2012
Scandium	EPA 200.7	<0.10	mg/L	0.10	12/11/2012
Silver	EPA 200.7	<0.005	mg/L	0.005	12/11/2012
Sodium	EPA 200.7	0.87	mg/L	0.50	12/11/2012
Strontium	EPA 200.7	0.38	mg/L	0.10	12/12/2012
Tin	EPA 200.7	<0.10	mg/L	0.10	12/11/2012
Titanium	EPA 200.7	<0.10	mg/L	0.10	12/11/2012
Vanadium	EPA 200.7	<0.010	mg/L	0.010	12/11/2012

475 East Greg Street Suite #119
Sparks, NV 89431 (775) 355-0202
EPA Lab ID: NV00925 - ELAP No: 2523

1084 Lamoille Hwy
Elko, NV 89801 (775) 777-9933
EPA Lab ID: NV00926

3230 Polaris Ave #4
Las Vegas, NV 89102 (702) 475-8899
EPA Lab ID: NV00932

Customer Sample ID: Quartz Monzonite 0-5 Comp WK:24
WETLAB Sample ID: 1212123-008

Collect Date/Time: 12/6/2012 09:00
Receive Date: 12/6/2012 15:05

PROFILE II

Parameter	Method	Results	Units	Reporting Limit	Date Analyzed
Zinc	EPA 200.7	<0.010	mg/L	0.010	12/11/2012
Mercury	EPA 200.8	<0.00010	mg/L	0.00010	12/12/2012
Antimony	EPA 200.8	<0.0025	mg/L	0.0025	12/12/2012
Arsenic	EPA 200.8	<0.0050	mg/L	0.0050	12/12/2012
Lead	EPA 200.8	<0.0025	mg/L	0.0025	12/12/2012
Selenium	EPA 200.8	<0.0050	mg/L	0.0050	12/12/2012
Thallium	EPA 200.8	<0.0010	mg/L	0.0010	12/12/2012
Uranium	EPA 200.8	0.034	mg/L	0.0050	12/12/2012
Anions	Calculation	1.87	meq/L	0.10	
Cations	Calculation	1.79	meq/L	0.10	
Error	Calculation	2.2	%	1.0	

475 East Greg Street Suite #119
Sparks, NV 89431 (775) 355-0202
EPA Lab ID: NV00925 - ELAP No: 2523

1084 Lamoille Hwy
Elko, NV 89801 (775) 777-9933
EPA Lab ID: NV00926

3230 Polaris Ave #4
Las Vegas, NV 89102 (702) 475-8899
EPA Lab ID: NV00932

Western Environmental Testing Laboratory
QC Report

QCBatchID	QCType	Parameter	Method	Result	Units
QC12120272	Blank 1	Fluoride	EPA 300.0	<0.10	mg/L
QC12120272	Blank 2	Fluoride	EPA 300.0	<0.10	mg/L
QC12120272	Blank 3	Fluoride	EPA 300.0	<0.10	mg/L
QC12120279	Blank 1	Chloride	EPA 300.0	<1.0	mg/L
QC12120279	Blank 2	Chloride	EPA 300.0	<1.0	mg/L
QC12120279	Blank 3	Chloride	EPA 300.0	<1.0	mg/L
QC12120284	Blank 1	Nitrite Nitrogen	EPA 300.0	<0.025	mg/L
QC12120284	Blank 2	Nitrite Nitrogen	EPA 300.0	<0.025	mg/L
QC12120284	Blank 3	Nitrite Nitrogen	EPA 300.0	<0.025	mg/L
QC12120289	Blank 1	Nitrate Nitrogen	EPA 300.0	<1.0	mg/L
QC12120289	Blank 2	Nitrate Nitrogen	EPA 300.0	<1.0	mg/L
QC12120289	Blank 3	Nitrate Nitrogen	EPA 300.0	<1.0	mg/L
QC12120294	Blank 1	Sulfate	EPA 300.0	<1.0	mg/L
QC12120294	Blank 2	Sulfate	EPA 300.0	<1.0	mg/L
QC12120294	Blank 3	Sulfate	EPA 300.0	<1.0	mg/L
QC12120379	Blank 1	Aluminum	EPA 200.7	<0.045	mg/L
		Barium	EPA 200.7	<0.010	mg/L
		Beryllium	EPA 200.7	<0.0010	mg/L
		Bismuth	EPA 200.7	<0.10	mg/L
		Boron	EPA 200.7	<0.10	mg/L
		Cadmium	EPA 200.7	<0.0010	mg/L
		Calcium	EPA 200.7	<0.50	mg/L
		Chromium	EPA 200.7	<0.0050	mg/L
		Cobalt	EPA 200.7	<0.010	mg/L
		Copper	EPA 200.7	<0.050	mg/L
		Gallium	EPA 200.7	<0.10	mg/L
		Iron	EPA 200.7	<0.010	mg/L
		Lithium	EPA 200.7	<0.10	mg/L
		Magnesium	EPA 200.7	<0.50	mg/L
		Manganese	EPA 200.7	<0.0050	mg/L
		Molybdenum	EPA 200.7	<0.010	mg/L
		Nickel	EPA 200.7	<0.010	mg/L
		Phosphorus	EPA 200.7	<0.50	mg/L
		Potassium	EPA 200.7	<0.50	mg/L
		Scandium	EPA 200.7	<0.10	mg/L
		Silver	EPA 200.7	<0.0050	mg/L
		Sodium	EPA 200.7	<0.50	mg/L
		Strontium	EPA 200.7	<0.10	mg/L
		Tin	EPA 200.7	<0.10	mg/L
		Titanium	EPA 200.7	<0.10	mg/L
		Vanadium	EPA 200.7	<0.010	mg/L
		Zinc	EPA 200.7	<0.010	mg/L
QC12120381	Blank 1	Aluminum, Dissolved	EPA 200.7	<0.045	mg/L
		Barium, Dissolved	EPA 200.7	<0.010	mg/L
		Beryllium, Dissolved	EPA 200.7	<0.0010	mg/L
		Bismuth, Dissolved	EPA 200.7	<0.10	mg/L
		Boron, Dissolved	EPA 200.7	<0.10	mg/L

475 East Greg Street Suite #119
Sparks, NV 89431 (775) 355-0202
EPA Lab ID: NV00925 - ELAP No: 2523

1084 Lamoille Hwy
Elko, NV 89801 (775) 777-9933
EPA Lab ID: NV00926

3230 Polaris Ave #4
Las Vegas, NV 89102 (702) 475-8899
EPA Lab ID: NV00932

QCBatchID	QCType	Parameter	Method	Result	Units
		Cadmium, Dissolved	EPA 200.7	<0.0010	mg/L
		Calcium, Dissolved	EPA 200.7	<0.50	mg/L
		Chromium, Dissolved	EPA 200.7	<0.0050	mg/L
		Cobalt, Dissolved	EPA 200.7	<0.010	mg/L
		Copper, Dissolved	EPA 200.7	<0.050	mg/L
		Gallium, Dissolved	EPA 200.7	<0.10	mg/L
		Iron, Dissolved	EPA 200.7	<0.010	mg/L
		Lithium, Dissolved	EPA 200.7	<0.10	mg/L
		Magnesium, Dissolved	EPA 200.7	<0.50	mg/L
		Manganese, Dissolved	EPA 200.7	<0.0050	mg/L
		Molybdenum, Dissolved	EPA 200.7	<0.010	mg/L
		Nickel, Dissolved	EPA 200.7	<0.010	mg/L
		Phosphorus, Dissolved	EPA 200.7	<0.50	mg/L
		Potassium, Dissolved	EPA 200.7	<0.50	mg/L
		Scandium, Dissolved	EPA 200.7	<0.10	mg/L
		Silver, Dissolved	EPA 200.7	<0.0050	mg/L
		Sodium, Dissolved	EPA 200.7	<0.50	mg/L
		Strontium, Dissolved	EPA 200.7	<0.10	mg/L
		Tin, Dissolved	EPA 200.7	<0.10	mg/L
		Titanium, Dissolved	EPA 200.7	<0.10	mg/L
		Vanadium, Dissolved	EPA 200.7	<0.010	mg/L
		Zinc, Dissolved	EPA 200.7	<0.010	mg/L
QC12120428	Blank 1	Mercury	EPA 200.8	<0.00010	mg/L
		Antimony	EPA 200.8	<0.0025	mg/L
		Arsenic	EPA 200.8	<0.0050	mg/L
		Lead	EPA 200.8	<0.0025	mg/L
		Selenium	EPA 200.8	<0.0050	mg/L
		Thallium	EPA 200.8	<0.0010	mg/L
		Uranium	EPA 200.8	<0.0050	mg/L
QC12120429	Blank 1	Uranium, Dissolved	EPA 200.8	<0.0050	mg/L
		Mercury, Dissolved	EPA 200.8	<0.00010	mg/L
		Antimony, Dissolved	EPA 200.8	<0.0025	mg/L
		Arsenic, Dissolved	EPA 200.8	<0.0050	mg/L
		Lead, Dissolved	EPA 200.8	<0.0025	mg/L
		Selenium, Dissolved	EPA 200.8	<0.0050	mg/L
		Thallium, Dissolved	EPA 200.8	<0.0010	mg/L
QC12120479	Blank 1	Total Dissolved Solids (TDS)	SM 2540C	<10	mg/L
QC12120479	Blank 2	Total Dissolved Solids (TDS)	SM 2540C	<10	mg/L
QC12120749	Blank 1	Total Dissolved Solids (TDS)	SM 2540C	<10	mg/L

QCBatchID	QCType	Parameter	Method	Result	Actual	% Recovery	Units
QC12120231	LCS 1	pH	SM 4500-H+ B	7.01	7.00	100	pH Units
QC12120231	LCS 2	pH	SM 4500-H+ B	7.00	7.00	100	pH Units
QC12120231	LCS 3	pH	SM 4500-H+ B	7.00	7.00	100	pH Units
QC12120231	LCS 4	pH	SM 4500-H+ B	7.00	7.00	100	pH Units
QC12120237	LCS 1	Total Alkalinity	SM 2320B	100.0	100	100	mg/L
QC12120237	LCS 2	Total Alkalinity	SM 2320B	99.8	100	100	mg/L
QC12120237	LCS 3	Total Alkalinity	SM 2320B	99.6	100	100	mg/L
QC12120237	LCS 4	Total Alkalinity	SM 2320B	99.7	100	100	mg/L
QC12120237	LCS 5	Total Alkalinity	SM 2320B	100	100	100	mg/L
QC12120272	LCS 1	Fluoride	EPA 300.0	1.85	2.00	93	mg/L
QC12120279	LCS 1	Chloride	EPA 300.0	10.2	10.0	102	mg/L
QC12120284	LCS 1	Nitrite Nitrogen	EPA 300.0	0.542	0.500	108	mg/L

475 East Greg Street Suite #119
Sparks, NV 89431 (775) 355-0202
EPA Lab ID: NV00925 - ELAP No: 2523

1084 Lamoille Hwy
Elko, NV 89801 (775) 777-9933
EPA Lab ID: NV00926

3230 Polaris Ave #4
Las Vegas, NV 89102 (702) 475-8899
EPA Lab ID: NV00932

QCBatchID	QCType	Parameter	Method	Result	Actual	% Recovery	Units
QC12120289	LCS 1	Nitrate Nitrogen	EPA 300.0	1.97	2.00	98	mg/L
QC12120289	LCS 2	Nitrate Nitrogen	EPA 300.0		2.00		mg/L
QC12120294	LCS 1	Sulfate	EPA 300.0	24.0	25.0	96	mg/L
QC12120379	LCS 1	Aluminum	EPA 200.7	0.977	1.00	98	mg/L
		Barium	EPA 200.7	0.965	1.00	96	mg/L
		Beryllium	EPA 200.7	0.967	1.00	97	mg/L
		Bismuth	EPA 200.7	1.00	1.00	100	mg/L
		Boron	EPA 200.7	0.936	1.00	94	mg/L
		Cadmium	EPA 200.7	0.967	1.00	97	mg/L
		Calcium	EPA 200.7	9.64	10.0	96	mg/L
		Chromium	EPA 200.7	0.957	1.00	96	mg/L
		Cobalt	EPA 200.7	0.964	1.00	96	mg/L
		Copper	EPA 200.7	4.76	5.00	95	mg/L
		Gallium	EPA 200.7	0.969	1.00	97	mg/L
		Iron	EPA 200.7	0.971	1.00	97	mg/L
		Lithium	EPA 200.7	0.977	1.00	98	mg/L
		Magnesium	EPA 200.7	9.54	10.0	95	mg/L
		Manganese	EPA 200.7	0.961	1.00	96	mg/L
		Molybdenum	EPA 200.7	0.966	1.00	97	mg/L
		Nickel	EPA 200.7	4.82	5.00	96	mg/L
		Phosphorus	EPA 200.7	4.79	5.00	96	mg/L
		Potassium	EPA 200.7	9.69	10.0	97	mg/L
		Scandium	EPA 200.7	0.969	1.00	97	mg/L
		Silver	EPA 200.7	0.088	0.090	98	mg/L
		Sodium	EPA 200.7	9.47	10.0	95	mg/L
		Strontium	EPA 200.7	1.03	1.00	103	mg/L
		Tin	EPA 200.7	0.945	1.00	94	mg/L
		Titanium	EPA 200.7	0.986	1.00	99	mg/L
		Vanadium	EPA 200.7	0.964	1.00	96	mg/L
		Zinc	EPA 200.7	0.957	1.00	96	mg/L
QC12120381	LCS 1	Aluminum, Dissolved	EPA 200.7	0.992	1.00	99	mg/L
		Barium, Dissolved	EPA 200.7	0.971	1.00	97	mg/L
		Beryllium, Dissolved	EPA 200.7	0.961	1.00	96	mg/L
		Bismuth, Dissolved	EPA 200.7	0.992	1.00	99	mg/L
		Boron, Dissolved	EPA 200.7	0.937	1.00	94	mg/L
		Cadmium, Dissolved	EPA 200.7	0.962	1.00	96	mg/L
		Calcium, Dissolved	EPA 200.7	9.54	10.0	95	mg/L
		Chromium, Dissolved	EPA 200.7	0.962	1.00	96	mg/L
		Cobalt, Dissolved	EPA 200.7	0.959	1.00	96	mg/L
		Copper, Dissolved	EPA 200.7	4.75	5.00	95	mg/L
		Gallium, Dissolved	EPA 200.7	0.974	1.00	97	mg/L
		Iron, Dissolved	EPA 200.7	0.973	1.00	97	mg/L
		Lithium, Dissolved	EPA 200.7	0.980	1.00	98	mg/L
		Magnesium, Dissolved	EPA 200.7	9.64	10.0	96	mg/L
		Manganese, Dissolved	EPA 200.7	0.954	1.00	95	mg/L
		Molybdenum, Dissolved	EPA 200.7	0.981	1.00	98	mg/L
		Nickel, Dissolved	EPA 200.7	4.83	5.00	97	mg/L
		Phosphorus, Dissolved	EPA 200.7	4.73	5.00	95	mg/L
		Potassium, Dissolved	EPA 200.7	9.83	10.0	98	mg/L
		Scandium, Dissolved	EPA 200.7	0.978	1.00	98	mg/L
		Silver, Dissolved	EPA 200.7	0.088	0.090	98	mg/L
		Sodium, Dissolved	EPA 200.7	9.09	10.0	91	mg/L
		Strontium, Dissolved	EPA 200.7	1.06	1.00	106	mg/L

475 East Greg Street Suite #119
Sparks, NV 89431 (775) 355-0202
EPA Lab ID: NV00925 - ELAP No: 2523

1084 Lamoille Hwy
Elko, NV 89801 (775) 777-9933
EPA Lab ID: NV00926

3230 Polaris Ave #4
Las Vegas, NV 89102 (702) 475-8899
EPA Lab ID: NV00932

QCBatchID	QCType	Parameter	Method	Result	Actual	% Recovery	Units
		Tin, Dissolved	EPA 200.7	0.951	1.00	95	mg/L
		Titanium, Dissolved	EPA 200.7	1.01	1.00	101	mg/L
		Vanadium, Dissolved	EPA 200.7	0.974	1.00	97	mg/L
		Zinc, Dissolved	EPA 200.7	0.945	1.00	94	mg/L
QC12120428	LCS 1	Mercury	EPA 200.8	0.000900	0.001	90	mg/L
		Antimony	EPA 200.8	0.0093	0.010	92	mg/L
		Arsenic	EPA 200.8	0.0492	0.050	98	mg/L
		Lead	EPA 200.8	0.0091	0.010	91	mg/L
		Selenium	EPA 200.8	0.0460	0.050	92	mg/L
		Thallium	EPA 200.8	0.0091	0.010	91	mg/L
		Uranium	EPA 200.8	0.0088	0.010	88	mg/L
QC12120429	LCS 1	Uranium, Dissolved	EPA 200.8	0.0094	0.010	94	mg/L
		Mercury, Dissolved	EPA 200.8	0.000957	0.001	96	mg/L
		Antimony, Dissolved	EPA 200.8	0.0094	0.010	94	mg/L
		Arsenic, Dissolved	EPA 200.8	0.0474	0.050	95	mg/L
		Lead, Dissolved	EPA 200.8	0.0094	0.010	94	mg/L
		Selenium, Dissolved	EPA 200.8	0.0442	0.050	88	mg/L
		Thallium, Dissolved	EPA 200.8	0.0093	0.010	93	mg/L
QC12120479	LCS 1	Total Dissolved Solids (TDS)	SM 2540C	143	150	95	mg/L
QC12120479	LCS 2	Total Dissolved Solids (TDS)	SM 2540C	143	150	95	mg/L
QC12120749	LCS 1	Total Dissolved Solids (TDS)	SM 2540C	148	150	99	mg/L

QCBatchID	QCType	Parameter	Method	Duplicate Sample	Sample Result	Duplicate Result	Units	RPD
QC12120231	Duplicate	pH	SM 4500-H+ B	1212098-001	5.77	5.75	pH Units	<1%
QC12120231	Duplicate	pH	SM 4500-H+ B	1212101-001	7.68	7.66	pH Units	<1%
QC12120231	Duplicate	pH	SM 4500-H+ B	1212110-003	11.3	11.3	pH Units	1 %
QC12120231	Duplicate	pH	SM 4500-H+ B	1212122-001	7.66	7.64	pH Units	<1%
QC12120231	Duplicate	pH	SM 4500-H+ B	1212123-007	7.78	7.83	pH Units	1 %
QC12120231	Duplicate	pH	SM 4500-H+ B	1212130-001	7.65	7.66	pH Units	<1%
QC12120231	Duplicate	pH	SM 4500-H+ B	1212130-007	8.12	8.14	pH Units	<1%
QC12120237	Duplicate	Bicarbonate (HCO3)	SM 2320B	1212098-001	5.49	5.28	mg/L	4 %
		Carbonate (CO3)	SM 2320B	1212098-001	<1.000	<1.000	mg/L	<1%
		Hydroxide (OH)	SM 2320B	1212098-001	<1.000	<1.000	mg/L	<1%
		Total Alkalinity	SM 2320B	1212098-001	4.50	4.33	mg/L as CaCO3	4 %
QC12120237	Duplicate	Bicarbonate (HCO3)	SM 2320B	1212101-001	208	207	mg/L	1 %
		Carbonate (CO3)	SM 2320B	1212101-001	<1.000	<1.000	mg/L	<1%
		Hydroxide (OH)	SM 2320B	1212101-001	<1.000	<1.000	mg/L	<1%
		Total Alkalinity	SM 2320B	1212101-001	171	169	mg/L as CaCO3	1 %
QC12120237	Duplicate	Bicarbonate (HCO3)	SM 2320B	1212110-003	<1.000	<1.000	mg/L	<1%
		Carbonate (CO3)	SM 2320B	1212110-003	60.1	62.1	mg/L	3 %
		Hydroxide (OH)	SM 2320B	1212110-003	57.3	60.4	mg/L	5 %
		Total Alkalinity	SM 2320B	1212110-003	268	281	mg/L as CaCO3	5 %
QC12120237	Duplicate	Bicarbonate (HCO3)	SM 2320B	1212122-001	50.3	48.2	mg/L	4 %
		Carbonate (CO3)	SM 2320B	1212122-001	<1.000	<1.000	mg/L	<1%
		Hydroxide (OH)	SM 2320B	1212122-001	<1.000	<1.000	mg/L	<1%
		Total Alkalinity	SM 2320B	1212122-001	41.3	39.6	mg/L as CaCO3	4 %

475 East Greg Street Suite #119
Sparks, NV 89431 (775) 355-0202
EPA Lab ID: NV00925 - ELAP No: 2523

1084 Lamoille Hwy
Elko, NV 89801 (775) 777-9933
EPA Lab ID: NV00926

3230 Polaris Ave #4
Las Vegas, NV 89102 (702) 475-8899
EPA Lab ID: NV00932

QCBatchID	QCType	Parameter	Method	Duplicate Sample	Sample Result	Duplicate Result		Units	RPD
QC12120237	Duplicate	Bicarbonate (HCO3)	SM 2320B	1212123-007	68.2	68.3		mg/L	<1%
		Carbonate (CO3)	SM 2320B	1212123-007	<1.000	<1.000		mg/L	<1%
		Hydroxide (OH)	SM 2320B	1212123-007	<1.000	<1.000		mg/L	<1%
		Total Alkalinity	SM 2320B	1212123-007	55.9	56.0		mg/L as CaCO3	<1%
QC12120237	Duplicate	Bicarbonate (HCO3)	SM 2320B	1212130-001	126	125		mg/L	1 %
		Carbonate (CO3)	SM 2320B	1212130-001	<1.000	<1.000		mg/L	<1%
		Hydroxide (OH)	SM 2320B	1212130-001	<1.000	<1.000		mg/L	<1%
		Total Alkalinity	SM 2320B	1212130-001	103	103		mg/L as CaCO3	1 %
QC12120237	Duplicate	Bicarbonate (HCO3)	SM 2320B	1212130-007	133	133		mg/L	<1%
		Carbonate (CO3)	SM 2320B	1212130-007	<1.000	<1.000		mg/L	<1%
		Hydroxide (OH)	SM 2320B	1212130-007	<1.000	<1.000		mg/L	<1%
		Total Alkalinity	SM 2320B	1212130-007	109	109		mg/L as CaCO3	<1%
QC12120479	Duplicate	Total Dissolved Solids (TDS)	SM 2540C	1212022-001	1940	1990		mg/L	3 %
QC12120479	Duplicate	Total Dissolved Solids (TDS)	SM 2540C	1212109-003	402	407		mg/L	1 %
QC12120479	Duplicate	Total Dissolved Solids (TDS)	SM 2540C	1212145-003	781	845	Q	mg/L	8 %
QC12120479	Duplicate	Total Dissolved Solids (TDS)	SM 2540C	1212152-005	300	286		mg/L	5 %
QC12120749	Duplicate	Total Dissolved Solids (TDS)	SM 2540C	1212319-001	1408	1442		mg/L	2 %

QCBatchID	QCType	Parameter	Method	Spike Sample	Sample Result		MS Result	MSD Result	Spike Value	Units	MS % Rec.	MSD % Rec.	RPD
QC12120272	MS 1	Fluoride	EPA 300.0	1212122-001	<0.100		1.78	1.81	2.00	mg/L	88	89	2 %
QC12120272	MS 2	Fluoride	EPA 300.0	1212137-001	0.916	M	2.44	2.49	2.00	mg/L	NC	NC	NC
QC12120279	MS 1	Chloride	EPA 300.0	1212122-001	<1.000		5.14	5.29	5.00	mg/L	102	105	3 %
QC12120279	MS 2	Chloride	EPA 300.0	1212137-001	2.57		7.29	7.42	5.00	mg/L	94	97	2 %
QC12120284	MS 1	Nitrite Nitrogen	EPA 300.0	1212122-001	<0.025		0.540	0.557	0.500	mg/L	108	111	3 %
QC12120284	MS 2	Nitrite Nitrogen	EPA 300.0	1212137-001	0.064		0.526	0.540	0.500	mg/L	92	95	3 %
QC12120289	MS 1	Nitrate Nitrogen	EPA 300.0	1212122-001	<1.000		1.88	1.94	2.00	mg/L	93	96	3 %
QC12120289	MS 2	Nitrate Nitrogen	EPA 300.0	1212137-001	<1.000		1.82	1.88	2.00	mg/L	89	91	3 %
QC12120294	MS 1	Sulfate	EPA 300.0	1212122-001	4.62		14.4	14.6	10.0	mg/L	97	100	1 %
QC12120294	MS 2	Sulfate	EPA 300.0	1212137-001	1.09		10.6	10.8	10.0	mg/L	95	98	2 %
QC12120379	MS 1	Aluminum	EPA 200.7	1212110-003	1.47	M	3.24	3.25	1.00	mg/L	NC	NC	NC
		Barium	EPA 200.7	1212110-003	0.190		1.14	0.981	1.00	mg/L	95	79	15 %
		Beryllium	EPA 200.7	1212110-003	<0.001		0.970	0.975	1.00	mg/L	97	97	1 %
		Bismuth	EPA 200.7	1212110-003	<0.100		0.963	0.975	1.00	mg/L	97	98	1 %
		Boron	EPA 200.7	1212110-003	0.123		1.12	1.13	1.00	mg/L	100	101	1 %
		Cadmium	EPA 200.7	1212110-003	<0.001		0.939	0.949	1.00	mg/L	94	95	1 %
		Calcium	EPA 200.7	1212110-003	66.1		74.8	76.5	10.0	mg/L	87	104	2 %
		Chromium	EPA 200.7	1212110-003	<0.005		0.934	0.943	1.00	mg/L	93	94	1 %
		Cobalt	EPA 200.7	1212110-003	<0.010		0.942	0.954	1.00	mg/L	94	95	1 %
		Copper	EPA 200.7	1212110-003	<0.050		5.04	5.11	5.00	mg/L	100	102	1 %
		Gallium	EPA 200.7	1212110-003	<0.100		0.957	0.967	1.00	mg/L	95	96	1 %
		Iron	EPA 200.7	1212110-003	1.44		2.65	2.66	1.00	mg/L	121	122	<1%
		Lithium	EPA 200.7	1212110-003	<0.100		1.00	1.01	1.00	mg/L	93	94	1 %
		Magnesium	EPA 200.7	1212110-003	0.628		10.2	10.2	10.0	mg/L	96	96	<1%
		Manganese	EPA 200.7	1212110-003	0.024		0.951	0.963	1.00	mg/L	93	94	1 %
		Molybdenum	EPA 200.7	1212110-003	0.074		1.05	1.07	1.00	mg/L	98	100	2 %
		Nickel	EPA 200.7	1212110-003	<0.010		4.70	4.74	5.00	mg/L	94	95	1 %
		Phosphorus	EPA 200.7	1212110-003	<0.500		5.13	5.15	5.00	mg/L	99	99	<1%

475 East Greg Street Suite #119
Sparks, NV 89431 (775) 355-0202
EPA Lab ID: NV00925 - ELAP No: 2523

1084 Lamoille Hwy
Elko, NV 89801 (775) 777-9933
EPA Lab ID: NV00926

3230 Polaris Ave #4
Las Vegas, NV 89102 (702) 475-8899
EPA Lab ID: NV00932

QCBatchID	QCType	Parameter	Method	Spike Sample	Sample Result	MS Result	MSD Result	Spike Value	Units	MS % Rec.	MSD % Rec.	RPD
		Potassium	EPA 200.7	1212110-003	12.9	22.6	23.0	10.0	mg/L	97	101	2 %
		Scandium	EPA 200.7	1212110-003	<0.100	0.983	0.993	1.00	mg/L	98	99	1 %
		Silver	EPA 200.7	1212110-003	<0.005	0.089	0.088	0.090	mg/L	99	98	1 %
		Sodium	EPA 200.7	1212110-003	125	133	135	10.0	mg/L	80	100	1 %
		Strontium	EPA 200.7	1212110-003	2.76	3.76	3.87	1.00	mg/L	100	111	3 %
		Tin	EPA 200.7	1212110-003	<0.100	0.916	0.935	1.00	mg/L	95	97	2 %
		Titanium	EPA 200.7	1212110-003	<0.100	1.02	1.04	1.00	mg/L	101	103	2 %
		Vanadium	EPA 200.7	1212110-003	0.029	1.02	0.976	1.00	mg/L	99	95	4 %
		Zinc	EPA 200.7	1212110-003	<0.010	0.970	0.976	1.00	mg/L	97	97	1 %
QC12120381	MS 1	Aluminum, Dissolved	EPA 200.7	1212133-001	<0.045	1.02	1.02	1.00	mg/L	102	102	<1%
		Barium, Dissolved	EPA 200.7	1212133-001	0.089	1.05	1.04	1.00	mg/L	96	95	1 %
		Beryllium, Dissolved	EPA 200.7	1212133-001	<0.001	0.963	0.960	1.00	mg/L	96	96	<1%
		Bismuth, Dissolved	EPA 200.7	1212133-001	<0.100	0.975	0.975	1.00	mg/L	98	98	<1%
		Boron, Dissolved	EPA 200.7	1212133-001	0.231	1.21	1.20	1.00	mg/L	98	97	1 %
		Cadmium, Dissolved	EPA 200.7	1212133-001	<0.001	0.945	0.942	1.00	mg/L	95	94	<1%
		Calcium, Dissolved	EPA 200.7	1212133-001	35.9	46.0	45.0	10.0	mg/L	101	91	2 %
		Chromium, Dissolved	EPA 200.7	1212133-001	<0.005	0.936	0.935	1.00	mg/L	94	93	<1%
		Cobalt, Dissolved	EPA 200.7	1212133-001	<0.010	0.945	0.940	1.00	mg/L	94	94	1 %
		Copper, Dissolved	EPA 200.7	1212133-001	<0.050	5.00	4.99	5.00	mg/L	100	100	<1%
		Gallium, Dissolved	EPA 200.7	1212133-001	<0.100	0.970	0.968	1.00	mg/L	97	96	<1%
		Iron, Dissolved	EPA 200.7	1212133-001	<0.010	0.972	0.961	1.00	mg/L	97	96	1 %
		Lithium, Dissolved	EPA 200.7	1212133-001	<0.100	0.953	0.956	1.00	mg/L	94	94	<1%
		Magnesium, Dissolved	EPA 200.7	1212133-001	9.63	19.1	18.8	10.0	mg/L	95	92	2 %
		Manganese, Dissolved	EPA 200.7	1212133-001	<0.005	0.930	0.926	1.00	mg/L	94	93	<1%
		Molybdenum, Dissolved	EPA 200.7	1212133-001	<0.010	0.971	0.974	1.00	mg/L	97	97	<1%
		Nickel, Dissolved	EPA 200.7	1212133-001	<0.010	4.69	4.68	5.00	mg/L	94	94	<1%
		Phosphorus, Dissolved	EPA 200.7	1212133-001	<0.500	4.97	4.96	5.00	mg/L	98	98	<1%
		Potassium, Dissolved	EPA 200.7	1212133-001	4.23	13.9	13.8	10.0	mg/L	97	96	1 %
		Scandium, Dissolved	EPA 200.7	1212133-001	<0.100	0.981	0.980	1.00	mg/L	NC	NC	NC
		Silver, Dissolved	EPA 200.7	1212133-001	<0.005	0.089	0.089	0.090	mg/L	98	98	<1%
		Sodium, Dissolved	EPA 200.7	1212133-001	80.7	89.8	87.7	10.0	mg/L	91	70	2 %
		Strontium, Dissolved	EPA 200.7	1212133-001	0.323	1.40	1.40	1.00	mg/L	108	108	<1%
		Tin, Dissolved	EPA 200.7	1212133-001	<0.100	0.910	0.915	1.00	mg/L	94	94	1 %
		Titanium, Dissolved	EPA 200.7	1212133-001	<0.100	0.989	0.990	1.00	mg/L	99	99	<1%
		Vanadium, Dissolved	EPA 200.7	1212133-001	<0.010	0.998	0.997	1.00	mg/L	99	99	<1%
		Zinc, Dissolved	EPA 200.7	1212133-001	<0.010	0.951	0.948	1.00	mg/L	95	95	<1%
QC12120428	MS 1	Mercury	EPA 200.8	1212110-003	<0.00010	0.000909	0.000862	0.001	mg/L	84	80	5 %
		Antimony	EPA 200.8	1212110-003	<0.0025	0.0102	0.0103	0.010	mg/L	89	90	1 %
		Arsenic	EPA 200.8	1212110-003	0.0143	0.0633	0.0642	0.050	mg/L	98	100	1 %
		Lead	EPA 200.8	1212110-003	0.0037	0.0122	0.0123	0.010	mg/L	85	85	1 %
		Selenium	EPA 200.8	1212110-003	<0.0050	0.0425	0.0430	0.050	mg/L	82	83	1 %
		Thallium	EPA 200.8	1212110-003	<0.0010	0.0083	0.0083	0.010	mg/L	82	83	<1%
		Uranium	EPA 200.8	1212110-003	<0.0050	0.0091	0.0091	0.010	mg/L	91	91	<1%
QC12120429	MS 1	Uranium, Dissolved	EPA 200.8	1212133-001	<0.0050	0.0099	0.0098	0.010	mg/L	97	96	1 %
		Mercury, Dissolved	EPA 200.8	1212133-001	<0.00010	0.000882	0.000893	0.001	mg/L	87	88	1 %
		Antimony, Dissolved	EPA 200.8	1212133-001	<0.0025	0.0098	0.0098	0.010	mg/L	95	95	<1%
		Arsenic, Dissolved	EPA 200.8	1212133-001	<0.0050	0.0493	0.0494	0.050	mg/L	98	98	<1%
		Lead, Dissolved	EPA 200.8	1212133-001	<0.0025	0.0092	0.0091	0.010	mg/L	92	91	1 %
		Selenium, Dissolved	EPA 200.8	1212133-001	<0.0050	0.0441	0.0450	0.050	mg/L	85	87	2 %
		Thallium, Dissolved	EPA 200.8	1212133-001	<0.0010	0.0088	0.0087	0.010	mg/L	87	87	1 %

475 East Greg Street Suite #119
Sparks, NV 89431 (775) 355-0202
EPA Lab ID: NV00925 - ELAP No: 2523

1084 Lamoille Hwy
Elko, NV 89801 (775) 777-9933
EPA Lab ID: NV00926

3230 Polaris Ave #4
Las Vegas, NV 89102 (702) 475-8899
EPA Lab ID: NV00932

WETLAB
WESTERN ENVIRONMENTAL TESTING LABORATORY
Specializing in Soil, Hazardous Waste and Water Analysis.
475 E. Greg Street #119 | Sparks, Nevada 89431
tel (775) 355-0202 | fax (775) 355-0817 | www.WETLaboratory.com

Lab Number 12 12123
Report Due Date: 12/20/12
Page 1 of 1

Client: McClelland Laboratories, Inc.
Address: 1016 Greg Street
City, State & Zip: Sparks, NV 89431
Contact: Mike Medina
Phone: 775-356-1300 | Collector's Name: Robert
Fax: 775-356-8917 | Project Name:
P.O. Number: | Project Number: 3438
Email: mli@mettest.com

Turnaround Time: Standard | 5 Day | Other

Billing Address (if different than Client Address):
Company
Address
City, State & Zip
Contact
Phone
Fax
Email

Additional Information

Fax Results	Y	N	To: Client	Billing
Email Results	Y	N	To: Client	Billing
Compliance Monitoring	Y	N		
Fax Results to State EPA	Y	N		

Sample Type Codes:
DW = Drinking Water; WW = Wastewater; SW = Surface Water; MW = Monitoring Well; SD = Solid; SO = Soil; HW = Hazardous Waste; OTHER:

SAMPLE ID / LOCATION		DATE	TIME	SAMPLE TYPE	NO. OF CONTAINERS	Profile II w/o Wad	Uranium	Spl. No.
CF-11-02 (227-367)	Wk:24	12/06/12	9:00	WW	2	X	X	1
CF-11-02 (52-117)								2
K-Spar Breccia 5+ Comp								3
Biotite Breccia 5+ Comp								4
Quartz Monzonite 5+ Comp								5
Biotite Breccia 0-5 Comp								6
K-Spar Breccia 0-5 Comp								7
Quartz Monzonite 0-5 Comp								8

1212 5
123 8

Instructions/Comments/Special Requirements:

SAMPLE RECEIPT	DATE	TIME	Samples Relinquished By	Samples Received By
Temperature 19.8°C	12/6/12	3:05 p		
Custody Seals Intact? Y N (None)				
Number of Containers 16				

WETLAB'S Standard Terms and Conditions apply unless written agreements specify otherwise. Payment terms are Net 30.

To the maximum extent permitted by law, the Client agrees to limit the liability of WETLAB for the Client's damages to the total compensation received, unless other agreements are made in writing. This limitation shall apply regardless of the cause of action or legal theory pled or asserted.

301.2E

WETLAB
WESTERN ENVIRONMENTAL TESTING LABORATORY
Specializing in Soil, Hazardous Waste and Water Analysis.
475 E. Greg Street #119 | Sparks, Nevada 89431
tel (775) 355-0202 | fax (775) 355-0817 | www.WETLaboratory.com

Lab Number 12121123
Report Due Date: 12/20/12
Page 1 of 1

Client: McClelland Laboratories, Inc.
Address: 1016 Greg Street
City, State & Zip: Sparks, NV 89431
Contact: Mike Medina
Phone: 775-356-1300 | Collector's Name: Robert
Fax: 775-356-8917 | Project Name:
P.O. Number: | Project Number: 3438
Email: mli@mettest.com

Turnaround Time: Standard | 5-Day | Other

Billing Address (if different than Client Address):
Company:
Address:
City, State & Zip:
Contact:
Phone:
Fax:
Email:

Additional Information

Fax Results	Y	N	To: Client	Billing
Email Results	Y	N	To: Client	Billing
Compliance Monitoring	Y	N		
Fax Results to State EPA	Y	N		

Sample Type Codes

DW = Drinking Water
WW = Wastewater
SW = Surface Water
MW = Monitoring Well
SD = Solid
SO = Soil
HW = Hazardous Waste
OTHER:

SAMPLE ID / LOCATION		DATE	TIME	SAMPLE TYPE	NO. OF CONTAINERS	Profile II w/o Rad	Uranium									Spl. No.
CF-11-02 (227-367)	Wk:24	12/06/12	9:00	ww	2	X	X									1
CF-11-02 (52-117)																2
K-Spar Breccia 5+ Comp																3
Biotite Breccia 5+ Comp																4
Quartz Monzonite 5+ Comp																5
Biotite Breccia 0-5 Comp																6
K-Spar Breccia 0-5 Comp																7
Quartz Monzonite 0-5 Comp																8

1212 \ 5
123 8

Instructions/Comments/Special Requirements:

SAMPLE RECEIPT	DATE	TIME	Samples Relinquished By	Samples Received By
Temperature 19.8°C	12/6/12	3:05p		
Custody Seals Intact? Y N (None)				
Number of Containers 16				

WETLAB's Standard Terms and Conditions apply unless written agreements specify otherwise. Payment terms are Net 30.

To the maximum extent permitted by law, the Client agrees to limit the liability of WETLAB for the Client's damages to the total compesation received, unless other agreements are made in writing. This limitation shall apply regardless of the cause of action or legal theory pled or asserted.

301.2E

11/16/2012

McClelland Laboratory
1016 Greg Street
Sparks, NV 89431
Attn: Mike Medina

OrderID: *1211156*

Dear: Mike Medina

This is to transmit the attached analytical report. The analytical data and information contained therein was generated using specified or selected methods contained in references, such as Standard Methods for the Examination of Water and Wastewater, 18th & 19th editions, Methods for Determination of Organic Compounds in Drinking Water, EPA-600/4-79-020, and Test Methods for Evaluation of Solid Waste, Physical/Chemical Methods (SW846) Third Edition.

The samples were received by WETLAB-Western Environmental Testing Laboratory in good condition on 11/8/2012. Additional comments are located on page 2 of this report.

If you should have any questions or comments regarding this report, please do not hesitate to call.

Sincerely,

Jennifer Delaney
QA Specialist

SPARKS
475 E. Greg Street, Suite 119
Sparks, Nevada 89431
tel (775) 355-0202
fax (775) 355-0817

ELKO
1084 Lamoille Hwy.
Elko, Nevada 89801
tel (775) 777-9933
fax (775) 777-9933

LAS VEGAS
3230 Polaris Ave., Suite 4
Las Vegas, Nevada 89102
tel (702) 475-8899
fax (702) 776-6152

Western Environmental Testing Laboratory
Report Comments

McClelland Laboratory - 1211156

General Comments

None

Specific Comments

None

Data Qualifier Legend

B -- Blank contamination; Analyte detected above the method reporting limit in an associated blank

HT -- Sample held beyond the accepted holding time

J -- The reported value is between the laboratory method detection limit and the laboratory practical quantitation limit

M -- Reported value is estimated; The sample matrix interfered with the analysis

N -- There was insufficient sample available to perform a spike and/or duplicate on this analytical batch.

NC -- Not calculated due to matrix interference

Q -- Reported value is estimated; The value failed to meet QC criteria for either precision or accuracy

S -- Surrogate recovery was outside of laboratory acceptance limits due to matrix interference. The associated blank and LCS surrogate recovery was within acceptance limits.

SC -- Spike recovery not calculated. Sample concentration >4X the spike amount; therefore, the spike could not be adequately recovered.

475 East Greg Street Suite #119
Sparks, NV 89431 (775) 355-0202
EPA Lab ID: NV00925 - ELAP No: 2523

1084 Lamoille Hwy
Elko, NV 89801 (775) 777-9933
EPA Lab ID: NV00926

3230 Polaris Ave #4
Las Vegas, NV 89102 (702) 475-8899
EPA Lab ID: NV00932

Western Environmental Testing Laboratory
Analytical Report

McClelland Laboratory
1016 Greg Street
Sparks, NV 89431
Attn: Mike Medina
Phone: (775) 356-1300 **Fax:** (775) 356-8917
PO\Project: *3438*

Date Printed: 11/16/2012
OrderID: *1211156*

Customer Sample ID: CF-11-02 (227-367) WK:20
WETLAB Sample ID: 1211156-001

Collect Date/Time: 11/8/2012 09:00
Receive Date: 11/8/2012 13:25

PROFILE II

Parameter	Method	Results	Units	Reporting Limit	Date Analyzed
pH	SM 4500-H+ B	7.75	pH Units		11/8/2012
Trace Metals Digestion	EPA 200.2	Complete			11/9/2012
Bicarbonate (HCO3)	SM 2320B	69	mg/L	1.0	11/8/2012
Carbonate (CO3)	SM 2320B	<1.0	mg/L	1.0	11/8/2012
Hydroxide (OH)	SM 2320B	<1.0	mg/L	1.0	11/8/2012
Total Alkalinity	SM 2320B	57	mg/L as CaCO3	1.0	11/8/2012
Chloride	EPA 300.0	<1.00	mg/L	1.00	11/8/2012
Fluoride	EPA 300.0	1.5	mg/L	0.10	11/8/2012
Sulfate	EPA 300.0	12	mg/L	1.0	11/8/2012
Nitrate Nitrogen	EPA 300.0	<1.0	mg/L	1.0	11/8/2012
Nitrite Nitrogen	EPA 300.0	<0.025	mg/L	0.025	11/8/2012
Total Dissolved Solids (TDS)	SM 2540C	92	mg/L	10	11/13/2012
Aluminum	EPA 200.7	0.070	mg/L	0.045	11/13/2012
Barium	EPA 200.7	0.044	mg/L	0.010	11/13/2012
Beryllium	EPA 200.7	<0.0010	mg/L	0.0010	11/13/2012
Bismuth	EPA 200.7	<0.10	mg/L	0.10	11/13/2012
Boron	EPA 200.7	<0.10	mg/L	0.10	11/13/2012
Cadmium	EPA 200.7	<0.0010	mg/L	0.0010	11/13/2012
Calcium	EPA 200.7	19	mg/L	0.50	11/13/2012
Chromium	EPA 200.7	<0.0050	mg/L	0.0050	11/13/2012
Cobalt	EPA 200.7	<0.010	mg/L	0.010	11/13/2012
Copper	EPA 200.7	<0.050	mg/L	0.050	11/13/2012
Gallium	EPA 200.7	<0.10	mg/L	0.10	11/13/2012
Iron	EPA 200.7	0.017	mg/L	0.010	11/13/2012
Lithium	EPA 200.7	<0.10	mg/L	0.10	11/13/2012
Magnesium	EPA 200.7	3.7	mg/L	0.50	11/13/2012
Manganese	EPA 200.7	0.023	mg/L	0.0050	11/13/2012

Customer Sample ID: CF-11-02 (227-367) WK:20
WETLAB Sample ID: 1211156-001
Collect Date/Time: 11/8/2012 09:00
Receive Date: 11/8/2012 13:25

PROFILE II

Parameter	Method	Results	Units	Reporting Limit	Date Analyzed
Molybdenum	EPA 200.7	<0.010	mg/L	0.010	11/13/2012
Nickel	EPA 200.7	<0.010	mg/L	0.010	11/13/2012
Phosphorus	EPA 200.7	<0.50	mg/L	0.50	11/13/2012
Potassium	EPA 200.7	4.3	mg/L	0.50	11/13/2012
Scandium	EPA 200.7	<0.10	mg/L	0.10	11/13/2012
Silver	EPA 200.7	<0.0050	mg/L	0.0050	11/13/2012
Sodium	EPA 200.7	1.0	mg/L	0.50	11/13/2012
Strontium	EPA 200.7	0.18	mg/L	0.10	11/13/2012
Tin	EPA 200.7	<0.10	mg/L	0.10	11/13/2012
Titanium	EPA 200.7	<0.10	mg/L	0.10	11/13/2012
Vanadium	EPA 200.7	<0.010	mg/L	0.010	11/13/2012
Zinc	EPA 200.7	<0.010	mg/L	0.010	11/13/2012
Mercury	EPA 200.8	<0.00010	mg/L	0.00010	11/13/2012
Antimony	EPA 200.8	<0.0025	mg/L	0.0025	11/13/2012
Arsenic	EPA 200.8	<0.0050	mg/L	0.0050	11/13/2012
Lead	EPA 200.8	<0.0025	mg/L	0.0025	11/13/2012
Selenium	EPA 200.8	<0.0050	mg/L	0.0050	11/13/2012
Thallium	EPA 200.8	<0.0010	mg/L	0.0010	11/13/2012
Uranium	EPA 200.8	0.0068	mg/L	0.0050	11/13/2012
Anions	Calculation	1.46	meq/L	0.10	
Cations	Calculation	1.42	meq/L	0.10	
Error	Calculation	1.5	%	1.0	

Customer Sample ID: CF-11-02 (52-117) WK:20
WETLAB Sample ID: 1211156-002
Collect Date/Time: 11/8/2012 09:00
Receive Date: 11/8/2012 13:25

PROFILE II

Parameter	Method	Results	Units	Reporting Limit	Date Analyzed
pH	SM 4500-H+ B	7.69	pH Units		11/8/2012
Trace Metals Digestion	EPA 200.2	Complete			11/9/2012
Bicarbonate (HCO3)	SM 2320B	58	mg/L	1.0	11/8/2012
Carbonate (CO3)	SM 2320B	<1.0	mg/L	1.0	11/8/2012
Hydroxide (OH)	SM 2320B	<1.0	mg/L	1.0	11/8/2012
Total Alkalinity	SM 2320B	48	mg/L as CaCO3	1.0	11/8/2012
Chloride	EPA 300.0	<1.00	mg/L	1.00	11/8/2012
Fluoride	EPA 300.0	1.2	mg/L	0.10	11/8/2012
Sulfate	EPA 300.0	16	mg/L	1.0	11/8/2012
Nitrate Nitrogen	EPA 300.0	<1.0	mg/L	1.0	11/8/2012
Nitrite Nitrogen	EPA 300.0	<0.025	mg/L	0.025	11/8/2012

475 East Greg Street Suite #119
Sparks, NV 89431 (775) 355-0202
EPA Lab ID: NV00925 - ELAP No: 2523

1084 Lamoille Hwy
Elko, NV 89801 (775) 777-9933
EPA Lab ID: NV00926

3230 Polaris Ave #4
Las Vegas, NV 89102 (702) 475-8899
EPA Lab ID: NV00932

Customer Sample ID: CF-11-02 (52-117) WK:20
WETLAB Sample ID: 1211156-002

Collect Date/Time: 11/8/2012 09:00
Receive Date: 11/8/2012 13:25

PROFILE II

Parameter	Method	Results	Units	Reporting Limit	Date Analyzed
Total Dissolved Solids (TDS)	SM 2540C	89	mg/L	10	11/13/2012
Aluminum	EPA 200.7	0.054	mg/L	0.045	11/13/2012
Barium	EPA 200.7	<0.010	mg/L	0.010	11/13/2012
Beryllium	EPA 200.7	<0.0010	mg/L	0.0010	11/13/2012
Bismuth	EPA 200.7	<0.10	mg/L	0.10	11/13/2012
Boron	EPA 200.7	<0.10	mg/L	0.10	11/13/2012
Cadmium	EPA 200.7	<0.0010	mg/L	0.0010	11/13/2012
Calcium	EPA 200.7	19	mg/L	0.50	11/13/2012
Chromium	EPA 200.7	<0.0050	mg/L	0.0050	11/13/2012
Cobalt	EPA 200.7	<0.010	mg/L	0.010	11/13/2012
Copper	EPA 200.7	<0.050	mg/L	0.050	11/13/2012
Gallium	EPA 200.7	<0.10	mg/L	0.10	11/13/2012
Iron	EPA 200.7	0.014	mg/L	0.010	11/13/2012
Lithium	EPA 200.7	<0.10	mg/L	0.10	11/13/2012
Magnesium	EPA 200.7	2.5	mg/L	0.50	11/13/2012
Manganese	EPA 200.7	0.026	mg/L	0.0050	11/13/2012
Molybdenum	EPA 200.7	<0.010	mg/L	0.010	11/13/2012
Nickel	EPA 200.7	<0.010	mg/L	0.010	11/13/2012
Phosphorus	EPA 200.7	<0.50	mg/L	0.50	11/13/2012
Potassium	EPA 200.7	4.2	mg/L	0.50	11/13/2012
Scandium	EPA 200.7	<0.10	mg/L	0.10	11/13/2012
Silver	EPA 200.7	<0.0050	mg/L	0.0050	11/13/2012
Sodium	EPA 200.7	0.94	mg/L	0.50	11/13/2012
Strontium	EPA 200.7	0.14	mg/L	0.10	11/13/2012
Tin	EPA 200.7	<0.10	mg/L	0.10	11/13/2012
Titanium	EPA 200.7	<0.10	mg/L	0.10	11/13/2012
Vanadium	EPA 200.7	<0.010	mg/L	0.010	11/13/2012
Zinc	EPA 200.7	<0.010	mg/L	0.010	11/13/2012
Mercury	EPA 200.8	<0.00010	mg/L	0.00010	11/13/2012
Antimony	EPA 200.8	<0.0025	mg/L	0.0025	11/13/2012
Arsenic	EPA 200.8	<0.0050	mg/L	0.0050	11/13/2012
Lead	EPA 200.8	<0.0025	mg/L	0.0025	11/13/2012
Selenium	EPA 200.8	<0.0050	mg/L	0.0050	11/13/2012
Thallium	EPA 200.8	<0.0010	mg/L	0.0010	11/13/2012
Uranium	EPA 200.8	0.014	mg/L	0.0050	11/13/2012
Anions	Calculation	1.35	meq/L	0.10	
Cations	Calculation	1.31	meq/L	0.10	
Error	Calculation	1.4	%	1.0	

475 East Greg Street Suite #119
Sparks, NV 89431 (775) 355-0202
EPA Lab ID: NV00925 - ELAP No: 2523

1084 Lamoille Hwy
Elko, NV 89801 (775) 777-9933
EPA Lab ID: NV00926

3230 Polaris Ave #4
Las Vegas, NV 89102 (702) 475-8899
EPA Lab ID: NV00932

Customer Sample ID: K-Spar Breccia 5+ Comp WK:20
WETLAB Sample ID: 1211156-003

Collect Date/Time: 11/8/2012 09:00
Receive Date: 11/8/2012 13:25

PROFILE II

Parameter	Method	Results	Units	Reporting Limit	Date Analyzed
pH	SM 4500-H+ B	7.80	pH Units		11/8/2012
Trace Metals Digestion	EPA 200.2	Complete			11/9/2012
Bicarbonate (HCO3)	SM 2320B	76	mg/L	1.0	11/8/2012
Carbonate (CO3)	SM 2320B	<1.0	mg/L	1.0	11/8/2012
Hydroxide (OH)	SM 2320B	<1.0	mg/L	1.0	11/8/2012
Total Alkalinity	SM 2320B	63	mg/L as CaCO3	1.0	11/8/2012
Chloride	EPA 300.0	<1.00	mg/L	1.00	11/8/2012
Fluoride	EPA 300.0	1.3	mg/L	0.10	11/8/2012
Sulfate	EPA 300.0	45	mg/L	1.0	11/8/2012
Nitrate Nitrogen	EPA 300.0	<1.0	mg/L	1.0	11/8/2012
Nitrite Nitrogen	EPA 300.0	<0.025	mg/L	0.025	11/8/2012
Total Dissolved Solids (TDS)	SM 2540C	140	mg/L	10	11/13/2012
Aluminum	EPA 200.7	<0.045	mg/L	0.045	11/13/2012
Barium	EPA 200.7	0.078	mg/L	0.010	11/13/2012
Beryllium	EPA 200.7	<0.0010	mg/L	0.0010	11/13/2012
Bismuth	EPA 200.7	<0.10	mg/L	0.10	11/13/2012
Boron	EPA 200.7	<0.10	mg/L	0.10	11/13/2012
Cadmium	EPA 200.7	<0.0010	mg/L	0.0010	11/13/2012
Calcium	EPA 200.7	33	mg/L	0.50	11/13/2012
Chromium	EPA 200.7	<0.0050	mg/L	0.0050	11/13/2012
Cobalt	EPA 200.7	<0.010	mg/L	0.010	11/13/2012
Copper	EPA 200.7	<0.050	mg/L	0.050	11/13/2012
Gallium	EPA 200.7	<0.10	mg/L	0.10	11/13/2012
Iron	EPA 200.7	0.011	mg/L	0.010	11/13/2012
Lithium	EPA 200.7	<0.10	mg/L	0.10	11/13/2012
Magnesium	EPA 200.7	4.3	mg/L	0.50	11/13/2012
Manganese	EPA 200.7	0.051	mg/L	0.0050	11/13/2012
Molybdenum	EPA 200.7	0.042	mg/L	0.010	11/13/2012
Nickel	EPA 200.7	<0.010	mg/L	0.010	11/13/2012
Phosphorus	EPA 200.7	<0.50	mg/L	0.50	11/13/2012
Potassium	EPA 200.7	3.6	mg/L	0.50	11/13/2012
Scandium	EPA 200.7	<0.10	mg/L	0.10	11/13/2012
Silver	EPA 200.7	<0.0050	mg/L	0.0050	11/13/2012
Sodium	EPA 200.7	0.98	mg/L	0.50	11/13/2012
Strontium	EPA 200.7	0.74	mg/L	0.10	11/13/2012
Tin	EPA 200.7	<0.10	mg/L	0.10	11/13/2012
Titanium	EPA 200.7	<0.10	mg/L	0.10	11/13/2012
Vanadium	EPA 200.7	<0.010	mg/L	0.010	11/13/2012

475 East Greg Street Suite #119
Sparks, NV 89431 (775) 355-0202
EPA Lab ID: NV00925 - ELAP No: 2523

1084 Lamoille Hwy
Elko, NV 89801 (775) 777-9933
EPA Lab ID: NV00926

3230 Polaris Ave #4
Las Vegas, NV 89102 (702) 475-8899
EPA Lab ID: NV00932

Customer Sample ID: K-Spar Breccia 5+ Comp WK:20
WETLAB Sample ID: 1211156-003
Collect Date/Time: 11/8/2012 09:00
Receive Date: 11/8/2012 13:25

PROFILE II

Parameter	Method	Results	Units	Reporting Limit	Date Analyzed
Zinc	EPA 200.7	<0.010	mg/L	0.010	11/13/2012
Mercury	EPA 200.8	<0.00010	mg/L	0.00010	11/13/2012
Antimony	EPA 200.8	<0.0025	mg/L	0.0025	11/13/2012
Arsenic	EPA 200.8	<0.0050	mg/L	0.0050	11/13/2012
Lead	EPA 200.8	<0.0025	mg/L	0.0025	11/13/2012
Selenium	EPA 200.8	<0.0050	mg/L	0.0050	11/13/2012
Thallium	EPA 200.8	<0.0010	mg/L	0.0010	11/13/2012
Uranium	EPA 200.8	0.035	mg/L	0.0050	11/13/2012
Anions	Calculation	2.25	meq/L	0.10	
Cations	Calculation	2.14	meq/L	0.10	
Error	Calculation	2.6	%	1.0	

Customer Sample ID: Biotite Breccia 5+ Comp WK:20
WETLAB Sample ID: 1211156-004
Collect Date/Time: 11/8/2012 09:00
Receive Date: 11/8/2012 13:25

PROFILE II

Parameter	Method	Results	Units	Reporting Limit	Date Analyzed
pH	SM 4500-H+ B	7.89	pH Units		11/8/2012
Trace Metals Digestion	EPA 200.2	Complete			11/9/2012
Bicarbonate (HCO3)	SM 2320B	82	mg/L	1.0	11/8/2012
Carbonate (CO3)	SM 2320B	<1.0	mg/L	1.0	11/8/2012
Hydroxide (OH)	SM 2320B	<1.0	mg/L	1.0	11/8/2012
Total Alkalinity	SM 2320B	67	mg/L as CaCO3	1.0	11/8/2012
Chloride	EPA 300.0	<1.00	mg/L	1.00	11/8/2012
Fluoride	EPA 300.0	1.9	mg/L	0.10	11/8/2012
Sulfate	EPA 300.0	27	mg/L	1.0	11/8/2012
Nitrate Nitrogen	EPA 300.0	<1.0	mg/L	1.0	11/8/2012
Nitrite Nitrogen	EPA 300.0	<0.025	mg/L	0.025	11/8/2012
Total Dissolved Solids (TDS)	SM 2540C	120	mg/L	10	11/13/2012
Aluminum	EPA 200.7	0.047	mg/L	0.045	11/13/2012
Barium	EPA 200.7	0.082	mg/L	0.010	11/13/2012
Beryllium	EPA 200.7	<0.0010	mg/L	0.0010	11/13/2012
Bismuth	EPA 200.7	<0.10	mg/L	0.10	11/13/2012
Boron	EPA 200.7	<0.10	mg/L	0.10	11/13/2012
Cadmium	EPA 200.7	<0.0010	mg/L	0.0010	11/13/2012
Calcium	EPA 200.7	26	mg/L	0.50	11/13/2012
Chromium	EPA 200.7	<0.0050	mg/L	0.0050	11/13/2012
Cobalt	EPA 200.7	<0.010	mg/L	0.010	11/13/2012
Copper	EPA 200.7	<0.050	mg/L	0.050	11/13/2012

475 East Greg Street Suite #119
Sparks, NV 89431 (775) 355-0202
EPA Lab ID: NV00925 - ELAP No: 2523

1084 Lamoille Hwy
Elko, NV 89801 (775) 777-9933
EPA Lab ID: NV00926

3230 Polaris Ave #4
Las Vegas, NV 89102 (702) 475-8899
EPA Lab ID: NV00932

Customer Sample ID: Biotite Breccia 5+ Comp WK:20
WETLAB Sample ID: 1211156-004
Collect Date/Time: 11/8/2012 09:00
Receive Date: 11/8/2012 13:25

PROFILE II

Parameter	Method	Results	Units	Reporting Limit	Date Analyzed
Gallium	EPA 200.7	<0.10	mg/L	0.10	11/13/2012
Iron	EPA 200.7	<0.010	mg/L	0.010	11/13/2012
Lithium	EPA 200.7	<0.10	mg/L	0.10	11/13/2012
Magnesium	EPA 200.7	5.8	mg/L	0.50	11/13/2012
Manganese	EPA 200.7	0.041	mg/L	0.0050	11/13/2012
Molybdenum	EPA 200.7	0.011	mg/L	0.010	11/13/2012
Nickel	EPA 200.7	<0.010	mg/L	0.010	11/13/2012
Phosphorus	EPA 200.7	<0.50	mg/L	0.50	11/13/2012
Potassium	EPA 200.7	4.2	mg/L	0.50	11/13/2012
Scandium	EPA 200.7	<0.10	mg/L	0.10	11/13/2012
Silver	EPA 200.7	<0.0050	mg/L	0.0050	11/13/2012
Sodium	EPA 200.7	0.87	mg/L	0.50	11/13/2012
Strontium	EPA 200.7	0.38	mg/L	0.10	11/13/2012
Tin	EPA 200.7	<0.10	mg/L	0.10	11/13/2012
Titanium	EPA 200.7	<0.10	mg/L	0.10	11/13/2012
Vanadium	EPA 200.7	<0.010	mg/L	0.010	11/13/2012
Zinc	EPA 200.7	<0.010	mg/L	0.010	11/13/2012
Mercury	EPA 200.8	<0.00010	mg/L	0.00010	11/13/2012
Antimony	EPA 200.8	<0.0025	mg/L	0.0025	11/13/2012
Arsenic	EPA 200.8	<0.0050	mg/L	0.0050	11/13/2012
Lead	EPA 200.8	<0.0025	mg/L	0.0025	11/13/2012
Selenium	EPA 200.8	<0.0050	mg/L	0.0050	11/13/2012
Thallium	EPA 200.8	<0.0010	mg/L	0.0010	11/13/2012
Uranium	EPA 200.8	0.0097	mg/L	0.0050	11/13/2012
Anions	Calculation	2.01	meq/L	0.10	
Cations	Calculation	1.93	meq/L	0.10	
Error	Calculation	2.0	%	1.0	

Customer Sample ID: Quartz Monzonite 5+ Comp WK:20
WETLAB Sample ID: 1211156-005
Collect Date/Time: 11/8/2012 09:00
Receive Date: 11/8/2012 13:25

PROFILE II

Parameter	Method	Results	Units	Reporting Limit	Date Analyzed
pH	SM 4500-H+ B	7.82	pH Units		11/8/2012
Trace Metals Digestion	EPA 200.2	Complete			11/9/2012
Bicarbonate (HCO3)	SM 2320B	73	mg/L	1.0	11/8/2012
Carbonate (CO3)	SM 2320B	<1.0	mg/L	1.0	11/8/2012
Hydroxide (OH)	SM 2320B	<1.0	mg/L	1.0	11/8/2012
Total Alkalinity	SM 2320B	60	mg/L as CaCO3	1.0	11/8/2012

475 East Greg Street Suite #119
Sparks, NV 89431 (775) 355-0202
EPA Lab ID: NV00925 - ELAP No: 2523

1084 Lamoille Hwy
Elko, NV 89801 (775) 777-9933
EPA Lab ID: NV00926

3230 Polaris Ave #4
Las Vegas, NV 89102 (702) 475-8899
EPA Lab ID: NV00932

Customer Sample ID: Quartz Monzonite 5+ Comp WK:20
WETLAB Sample ID: 1211156-005

Collect Date/Time: 11/8/2012 09:00
Receive Date: 11/8/2012 13:25

PROFILE II

Parameter	Method	Results	Units	Reporting Limit	Date Analyzed
Chloride	EPA 300.0	<1.00	mg/L	1.00	11/9/2012
Fluoride	EPA 300.0	1.6	mg/L	0.10	11/9/2012
Sulfate	EPA 300.0	26	mg/L	1.0	11/9/2012
Nitrate Nitrogen	EPA 300.0	<1.0	mg/L	1.0	11/9/2012
Nitrite Nitrogen	EPA 300.0	<0.025	mg/L	0.025	11/9/2012
Total Dissolved Solids (TDS)	SM 2540C	120	mg/L	10	11/13/2012
Aluminum	EPA 200.7	<0.045	mg/L	0.045	11/13/2012
Barium	EPA 200.7	0.099	mg/L	0.010	11/13/2012
Beryllium	EPA 200.7	<0.0010	mg/L	0.0010	11/13/2012
Bismuth	EPA 200.7	<0.10	mg/L	0.10	11/13/2012
Boron	EPA 200.7	<0.10	mg/L	0.10	11/13/2012
Cadmium	EPA 200.7	<0.0010	mg/L	0.0010	11/13/2012
Calcium	EPA 200.7	23	mg/L	0.50	11/13/2012
Chromium	EPA 200.7	<0.0050	mg/L	0.0050	11/13/2012
Cobalt	EPA 200.7	<0.010	mg/L	0.010	11/13/2012
Copper	EPA 200.7	<0.050	mg/L	0.050	11/13/2012
Gallium	EPA 200.7	<0.10	mg/L	0.10	11/13/2012
Iron	EPA 200.7	0.011	mg/L	0.010	11/13/2012
Lithium	EPA 200.7	<0.10	mg/L	0.10	11/13/2012
Magnesium	EPA 200.7	5.3	mg/L	0.50	11/13/2012
Manganese	EPA 200.7	0.020	mg/L	0.0050	11/13/2012
Molybdenum	EPA 200.7	0.079	mg/L	0.010	11/13/2012
Nickel	EPA 200.7	<0.010	mg/L	0.010	11/13/2012
Phosphorus	EPA 200.7	<0.50	mg/L	0.50	11/13/2012
Potassium	EPA 200.7	4.1	mg/L	0.50	11/13/2012
Scandium	EPA 200.7	<0.10	mg/L	0.10	11/13/2012
Silver	EPA 200.7	<0.0050	mg/L	0.0050	11/13/2012
Sodium	EPA 200.7	1.2	mg/L	0.50	11/13/2012
Strontium	EPA 200.7	0.64	mg/L	0.10	11/13/2012
Tin	EPA 200.7	<0.10	mg/L	0.10	11/13/2012
Titanium	EPA 200.7	<0.10	mg/L	0.10	11/13/2012
Vanadium	EPA 200.7	<0.010	mg/L	0.010	11/13/2012
Zinc	EPA 200.7	<0.010	mg/L	0.010	11/13/2012
Mercury	EPA 200.8	<0.00010	mg/L	0.00010	11/13/2012
Antimony	EPA 200.8	<0.0025	mg/L	0.0025	11/13/2012
Arsenic	EPA 200.8	<0.0050	mg/L	0.0050	11/13/2012
Lead	EPA 200.8	<0.0025	mg/L	0.0025	11/13/2012
Selenium	EPA 200.8	<0.0050	mg/L	0.0050	11/13/2012

475 East Greg Street Suite #119
Sparks, NV 89431 (775) 355-0202
EPA Lab ID: NV00925 - ELAP No: 2523

1084 Lamoille Hwy
Elko, NV 89801 (775) 777-9933
EPA Lab ID: NV00926

3230 Polaris Ave #4
Las Vegas, NV 89102 (702) 475-8899
EPA Lab ID: NV00932

Customer Sample ID: Quartz Monzonite 5+ Comp WK:20
WETLAB Sample ID: 1211156-005
Collect Date/Time: 11/8/2012 09:00
Receive Date: 11/8/2012 13:25

PROFILE II

Parameter	Method	Results	Units	Reporting Limit	Date Analyzed
Thallium	EPA 200.8	<0.0010	mg/L	0.0010	11/13/2012
Uranium	EPA 200.8	0.022	mg/L	0.0050	11/13/2012
Anions	Calculation	1.82	meq/L	0.10	
Cations	Calculation	1.74	meq/L	0.10	
Error	Calculation	2.2	%	1.0	

Customer Sample ID: Biotite Breccia 0-5 Comp WK:20
WETLAB Sample ID: 1211156-006
Collect Date/Time: 11/8/2012 09:00
Receive Date: 11/8/2012 13:25

PROFILE II

Parameter	Method	Results	Units	Reporting Limit	Date Analyzed
pH	SM 4500-H+ B	7.78	pH Units		11/8/2012
Trace Metals Digestion	EPA 200.2	Complete			11/9/2012
Bicarbonate (HCO3)	SM 2320B	67	mg/L	1.0	11/8/2012
Carbonate (CO3)	SM 2320B	<1.0	mg/L	1.0	11/8/2012
Hydroxide (OH)	SM 2320B	<1.0	mg/L	1.0	11/8/2012
Total Alkalinity	SM 2320B	55	mg/L as CaCO3	1.0	11/8/2012
Chloride	EPA 300.0	<1.00	mg/L	1.00	11/9/2012
Fluoride	EPA 300.0	1.8	mg/L	0.10	11/9/2012
Sulfate	EPA 300.0	18	mg/L	1.0	11/9/2012
Nitrate Nitrogen	EPA 300.0	<1.0	mg/L	1.0	11/9/2012
Nitrite Nitrogen	EPA 300.0	<0.025	mg/L	0.025	11/9/2012
Total Dissolved Solids (TDS)	SM 2540C	98	mg/L	10	11/13/2012
Aluminum	EPA 200.7	<0.045	mg/L	0.045	11/13/2012
Barium	EPA 200.7	0.079	mg/L	0.010	11/13/2012
Beryllium	EPA 200.7	<0.0010	mg/L	0.0010	11/13/2012
Bismuth	EPA 200.7	<0.10	mg/L	0.10	11/13/2012
Boron	EPA 200.7	<0.10	mg/L	0.10	11/13/2012
Cadmium	EPA 200.7	<0.0010	mg/L	0.0010	11/13/2012
Calcium	EPA 200.7	21	mg/L	0.50	11/13/2012
Chromium	EPA 200.7	<0.0050	mg/L	0.0050	11/13/2012
Cobalt	EPA 200.7	<0.010	mg/L	0.010	11/13/2012
Copper	EPA 200.7	<0.050	mg/L	0.050	11/13/2012
Gallium	EPA 200.7	<0.10	mg/L	0.10	11/13/2012
Iron	EPA 200.7	0.019	mg/L	0.010	11/13/2012
Lithium	EPA 200.7	<0.10	mg/L	0.10	11/13/2012
Magnesium	EPA 200.7	4.3	mg/L	0.50	11/13/2012
Manganese	EPA 200.7	0.018	mg/L	0.0050	11/13/2012
Molybdenum	EPA 200.7	0.022	mg/L	0.010	11/13/2012

475 East Greg Street Suite #119
Sparks, NV 89431 (775) 355-0202
EPA Lab ID: NV00925 - ELAP No: 2523

1084 Lamoille Hwy
Elko, NV 89801 (775) 777-9933
EPA Lab ID: NV00926

3230 Polaris Ave #4
Las Vegas, NV 89102 (702) 475-8899
EPA Lab ID: NV00932

Customer Sample ID: Biotite Breccia 0-5 Comp WK:20
WETLAB Sample ID: 1211156-006
Collect Date/Time: 11/8/2012 09:00
Receive Date: 11/8/2012 13:25

PROFILE II

Parameter	Method	Results	Units	Reporting Limit	Date Analyzed
Nickel	EPA 200.7	<0.010	mg/L	0.010	11/13/2012
Phosphorus	EPA 200.7	<0.50	mg/L	0.50	11/13/2012
Potassium	EPA 200.7	2.6	mg/L	0.50	11/13/2012
Scandium	EPA 200.7	<0.10	mg/L	0.10	11/13/2012
Silver	EPA 200.7	<0.0050	mg/L	0.0050	11/13/2012
Sodium	EPA 200.7	0.71	mg/L	0.50	11/13/2012
Strontium	EPA 200.7	0.31	mg/L	0.10	11/13/2012
Tin	EPA 200.7	<0.10	mg/L	0.10	11/13/2012
Titanium	EPA 200.7	<0.10	mg/L	0.10	11/13/2012
Vanadium	EPA 200.7	<0.010	mg/L	0.010	11/13/2012
Zinc	EPA 200.7	<0.010	mg/L	0.010	11/13/2012
Mercury	EPA 200.8	<0.00010	mg/L	0.00010	11/13/2012
Antimony	EPA 200.8	<0.0025	mg/L	0.0025	11/13/2012
Arsenic	EPA 200.8	<0.0050	mg/L	0.0050	11/13/2012
Lead	EPA 200.8	<0.0025	mg/L	0.0025	11/13/2012
Selenium	EPA 200.8	<0.0050	mg/L	0.0050	11/13/2012
Thallium	EPA 200.8	<0.0010	mg/L	0.0010	11/13/2012
Uranium	EPA 200.8	0.041	mg/L	0.0050	11/13/2012
Anions	Calculation	1.57	meq/L	0.10	
Cations	Calculation	1.50	meq/L	0.10	
Error	Calculation	2.2	%	1.0	

Customer Sample ID: K-Spar Breccia 0-5 Comp WK:20
WETLAB Sample ID: 1211156-007
Collect Date/Time: 11/8/2012 09:00
Receive Date: 11/8/2012 13:25

PROFILE II

Parameter	Method	Results	Units	Reporting Limit	Date Analyzed
pH	SM 4500-H+ B	7.79	pH Units		11/8/2012
Trace Metals Digestion	EPA 200.2	Complete			11/9/2012
Bicarbonate (HCO3)	SM 2320B	65	mg/L	1.0	11/8/2012
Carbonate (CO3)	SM 2320B	<1.0	mg/L	1.0	11/8/2012
Hydroxide (OH)	SM 2320B	<1.0	mg/L	1.0	11/8/2012
Total Alkalinity	SM 2320B	53	mg/L as CaCO3	1.0	11/8/2012
Chloride	EPA 300.0	<1.00	mg/L	1.00	11/9/2012
Fluoride	EPA 300.0	1.6	mg/L	0.10	11/9/2012
Sulfate	EPA 300.0	30	mg/L	1.0	11/9/2012
Nitrate Nitrogen	EPA 300.0	<1.0	mg/L	1.0	11/9/2012
Nitrite Nitrogen	EPA 300.0	<0.025	mg/L	0.025	11/9/2012
Total Dissolved Solids (TDS)	SM 2540C	130	mg/L	10	11/13/2012

475 East Greg Street Suite #119
Sparks, NV 89431 (775) 355-0202
EPA Lab ID: NV00925 - ELAP No: 2523

1084 Lamoille Hwy
Elko, NV 89801 (775) 777-9933
EPA Lab ID: NV00926

3230 Polaris Ave #4
Las Vegas, NV 89102 (702) 475-8899
EPA Lab ID: NV00932

Customer Sample ID: K-Spar Breccia 0-5 Comp WK:20 **Collect Date/Time:** 11/8/2012 09:00

WETLAB Sample ID: 1211156-007 **Receive Date:** 11/8/2012 13:25

PROFILE II

Parameter	Method	Results	Units	Reporting Limit	Date Analyzed
Aluminum	EPA 200.7	<0.045	mg/L	0.045	11/13/2012
Barium	EPA 200.7	0.073	mg/L	0.010	11/13/2012
Beryllium	EPA 200.7	<0.0010	mg/L	0.0010	11/13/2012
Bismuth	EPA 200.7	<0.10	mg/L	0.10	11/13/2012
Boron	EPA 200.7	<0.10	mg/L	0.10	11/13/2012
Cadmium	EPA 200.7	<0.0010	mg/L	0.0010	11/13/2012
Calcium	EPA 200.7	24	mg/L	0.50	11/13/2012
Chromium	EPA 200.7	<0.0050	mg/L	0.0050	11/13/2012
Cobalt	EPA 200.7	<0.010	mg/L	0.010	11/13/2012
Copper	EPA 200.7	<0.050	mg/L	0.050	11/13/2012
Gallium	EPA 200.7	<0.10	mg/L	0.10	11/13/2012
Iron	EPA 200.7	0.017	mg/L	0.010	11/13/2012
Lithium	EPA 200.7	<0.10	mg/L	0.10	11/13/2012
Magnesium	EPA 200.7	4.6	mg/L	0.50	11/13/2012
Manganese	EPA 200.7	0.020	mg/L	0.0050	11/13/2012
Molybdenum	EPA 200.7	0.033	mg/L	0.010	11/13/2012
Nickel	EPA 200.7	<0.010	mg/L	0.010	11/13/2012
Phosphorus	EPA 200.7	<0.50	mg/L	0.50	11/13/2012
Potassium	EPA 200.7	3.2	mg/L	0.50	11/13/2012
Scandium	EPA 200.7	<0.10	mg/L	0.10	11/13/2012
Silver	EPA 200.7	<0.0050	mg/L	0.0050	11/13/2012
Sodium	EPA 200.7	1.2	mg/L	0.50	11/13/2012
Strontium	EPA 200.7	0.43	mg/L	0.10	11/13/2012
Tin	EPA 200.7	<0.10	mg/L	0.10	11/13/2012
Titanium	EPA 200.7	<0.10	mg/L	0.10	11/13/2012
Vanadium	EPA 200.7	<0.010	mg/L	0.010	11/13/2012
Zinc	EPA 200.7	<0.010	mg/L	0.010	11/13/2012
Mercury	EPA 200.8	<0.00010	mg/L	0.00010	11/13/2012
Antimony	EPA 200.8	<0.0025	mg/L	0.0025	11/13/2012
Arsenic	EPA 200.8	<0.0050	mg/L	0.0050	11/13/2012
Lead	EPA 200.8	<0.0025	mg/L	0.0025	11/13/2012
Selenium	EPA 200.8	<0.0050	mg/L	0.0050	11/13/2012
Thallium	EPA 200.8	<0.0010	mg/L	0.0010	11/13/2012
Uranium	EPA 200.8	0.050	mg/L	0.0050	11/13/2012
Anions	Calculation	1.77	meq/L	0.10	
Cations	Calculation	1.71	meq/L	0.10	
Error	Calculation	1.8	%	1.0	

475 East Greg Street Suite #119
Sparks, NV 89431 (775) 355-0202
EPA Lab ID: NV00925 - ELAP No: 2523

1084 Lamoille Hwy
Elko, NV 89801 (775) 777-9933
EPA Lab ID: NV00926

3230 Polaris Ave #4
Las Vegas, NV 89102 (702) 475-8899
EPA Lab ID: NV00932

Customer Sample ID: Quartz Monzonite 0-5 Comp WK:20 **Collect Date/Time:** 11/8/2012 09:00

WETLAB Sample ID: 1211156-008 **Receive Date:** 11/8/2012 13:25

PROFILE II

Parameter	Method	Results	Units	Reporting Limit	Date Analyzed
pH	SM 4500-H+ B	7.71	pH Units		11/8/2012
Trace Metals Digestion	EPA 200.2	Complete			11/9/2012
Bicarbonate (HCO3)	SM 2320B	65	mg/L	1.0	11/8/2012
Carbonate (CO3)	SM 2320B	<1.0	mg/L	1.0	11/8/2012
Hydroxide (OH)	SM 2320B	<1.0	mg/L	1.0	11/8/2012
Total Alkalinity	SM 2320B	53	mg/L as CaCO3	1.0	11/8/2012
Chloride	EPA 300.0	<1.00	mg/L	1.00	11/9/2012
Fluoride	EPA 300.0	1.6	mg/L	0.10	11/9/2012
Sulfate	EPA 300.0	13	mg/L	1.0	11/9/2012
Nitrate Nitrogen	EPA 300.0	<1.0	mg/L	1.0	11/9/2012
Nitrite Nitrogen	EPA 300.0	<0.025	mg/L	0.025	11/9/2012
Total Dissolved Solids (TDS)	SM 2540C	110	mg/L	10	11/13/2012
Aluminum	EPA 200.7	<0.045	mg/L	0.045	11/13/2012
Barium	EPA 200.7	0.11	mg/L	0.010	11/13/2012
Beryllium	EPA 200.7	<0.0010	mg/L	0.0010	11/13/2012
Bismuth	EPA 200.7	<0.10	mg/L	0.10	11/13/2012
Boron	EPA 200.7	<0.10	mg/L	0.10	11/13/2012
Cadmium	EPA 200.7	<0.0010	mg/L	0.0010	11/13/2012
Calcium	EPA 200.7	20	mg/L	0.50	11/13/2012
Chromium	EPA 200.7	<0.0050	mg/L	0.0050	11/13/2012
Cobalt	EPA 200.7	<0.010	mg/L	0.010	11/13/2012
Copper	EPA 200.7	<0.050	mg/L	0.050	11/13/2012
Gallium	EPA 200.7	<0.10	mg/L	0.10	11/13/2012
Iron	EPA 200.7	0.016	mg/L	0.010	11/13/2012
Lithium	EPA 200.7	<0.10	mg/L	0.10	11/13/2012
Magnesium	EPA 200.7	3.6	mg/L	0.50	11/13/2012
Manganese	EPA 200.7	0.0089	mg/L	0.0050	11/13/2012
Molybdenum	EPA 200.7	<0.010	mg/L	0.010	11/13/2012
Nickel	EPA 200.7	<0.010	mg/L	0.010	11/13/2012
Phosphorus	EPA 200.7	<0.50	mg/L	0.50	11/13/2012
Potassium	EPA 200.7	2.8	mg/L	0.50	11/13/2012
Scandium	EPA 200.7	<0.10	mg/L	0.10	11/13/2012
Silver	EPA 200.7	<0.0050	mg/L	0.0050	11/13/2012
Sodium	EPA 200.7	0.91	mg/L	0.50	11/13/2012
Strontium	EPA 200.7	0.30	mg/L	0.10	11/13/2012
Tin	EPA 200.7	<0.10	mg/L	0.10	11/13/2012
Titanium	EPA 200.7	<0.10	mg/L	0.10	11/13/2012
Vanadium	EPA 200.7	<0.010	mg/L	0.010	11/13/2012

475 East Greg Street Suite #119
Sparks, NV 89431 (775) 355-0202
EPA Lab ID: NV00925 - ELAP No: 2523

1084 Lamoille Hwy
Elko, NV 89801 (775) 777-9933
EPA Lab ID: NV00926

3230 Polaris Ave #4
Las Vegas, NV 89102 (702) 475-8899
EPA Lab ID: NV00932

Customer Sample ID: Quartz Monzonite 0-5 Comp WK:20
WETLAB Sample ID: 1211156-008

Collect Date/Time: 11/8/2012 09:00
Receive Date: 11/8/2012 13:25

PROFILE II

Parameter	Method	Results	Units	Reporting Limit	Date Analyzed
Zinc	EPA 200.7	<0.010	mg/L	0.010	11/13/2012
Mercury	EPA 200.8	<0.00010	mg/L	0.00010	11/13/2012
Antimony	EPA 200.8	<0.0025	mg/L	0.0025	11/13/2012
Arsenic	EPA 200.8	<0.0050	mg/L	0.0050	11/13/2012
Lead	EPA 200.8	<0.0025	mg/L	0.0025	11/13/2012
Selenium	EPA 200.8	<0.0050	mg/L	0.0050	11/13/2012
Thallium	EPA 200.8	<0.0010	mg/L	0.0010	11/13/2012
Uranium	EPA 200.8	0.025	mg/L	0.0050	11/13/2012
Anions	Calculation	1.42	meq/L	0.10	
Cations	Calculation	1.41	meq/L	0.10	
Error	Calculation	<1.0	%	1.0	

475 East Greg Street Suite #119
Sparks, NV 89431 (775) 355-0202
EPA Lab ID: NV00925 - ELAP No: 2523

1084 Lamoille Hwy
Elko, NV 89801 (775) 777-9933
EPA Lab ID: NV00926

3230 Polaris Ave #4
Las Vegas, NV 89102 (702) 475-8899
EPA Lab ID: NV00932

Western Environmental Testing Laboratory
QC Report

QCBatchID	QCType	Parameter	Method	Result	Units
QC12110292	Blank 1	Fluoride	EPA 300.0	<0.10	mg/L
QC12110292	Blank 2	Fluoride	EPA 300.0	<0.10	mg/L
QC12110294	Blank 1	Chloride	EPA 300.0	<1.0	mg/L
QC12110294	Blank 2	Chloride	EPA 300.0	<1.0	mg/L
QC12110296	Blank 1	Nitrite Nitrogen	EPA 300.0	<0.025	mg/L
QC12110296	Blank 2	Nitrite Nitrogen	EPA 300.0	<0.025	mg/L
QC12110296	Blank 3	Nitrite Nitrogen	EPA 300.0	<0.025	mg/L
QC12110298	Blank 1	Nitrate Nitrogen	EPA 300.0	<1.0	mg/L
QC12110298	Blank 2	Nitrate Nitrogen	EPA 300.0	<1.0	mg/L
QC12110298	Blank 3	Nitrate Nitrogen	EPA 300.0	<1.0	mg/L
QC12110300	Blank 1	Sulfate	EPA 300.0	<1.0	mg/L
QC12110300	Blank 2	Sulfate	EPA 300.0	<1.0	mg/L
QC12110409	Blank 1	Aluminum, Dissolved	EPA 200.7	<0.045	mg/L
		Barium, Dissolved	EPA 200.7	<0.010	mg/L
		Beryllium, Dissolved	EPA 200.7	<0.0010	mg/L
		Bismuth, Dissolved	EPA 200.7	<0.10	mg/L
		Boron, Dissolved	EPA 200.7	<0.10	mg/L
		Cadmium, Dissolved	EPA 200.7	<0.0010	mg/L
		Calcium, Dissolved	EPA 200.7	<0.50	mg/L
		Chromium, Dissolved	EPA 200.7	<0.0050	mg/L
		Cobalt, Dissolved	EPA 200.7	<0.010	mg/L
		Copper, Dissolved	EPA 200.7	<0.050	mg/L
		Gallium, Dissolved	EPA 200.7	<0.10	mg/L
		Iron, Dissolved	EPA 200.7	<0.010	mg/L
		Lithium, Dissolved	EPA 200.7	<0.10	mg/L
		Magnesium, Dissolved	EPA 200.7	<0.50	mg/L
		Manganese, Dissolved	EPA 200.7	<0.0050	mg/L
		Molybdenum, Dissolved	EPA 200.7	<0.010	mg/L
		Nickel, Dissolved	EPA 200.7	<0.010	mg/L
		Phosphorus, Dissolved	EPA 200.7	<0.50	mg/L
		Potassium, Dissolved	EPA 200.7	<0.50	mg/L
		Scandium, Dissolved	EPA 200.7	<0.10	mg/L
		Silver, Dissolved	EPA 200.7	<0.0050	mg/L
		Sodium, Dissolved	EPA 200.7	<0.50	mg/L
		Strontium, Dissolved	EPA 200.7	<0.10	mg/L
		Tin, Dissolved	EPA 200.7	<0.10	mg/L
		Titanium, Dissolved	EPA 200.7	<0.10	mg/L
		Vanadium, Dissolved	EPA 200.7	<0.010	mg/L
		Zinc, Dissolved	EPA 200.7	<0.010	mg/L
QC12110423	Blank 1	Uranium, Dissolved	EPA 200.8	<0.0050	mg/L
		Mercury, Dissolved	EPA 200.8	<0.00010	mg/L
		Antimony, Dissolved	EPA 200.8	<0.0025	mg/L
		Arsenic, Dissolved	EPA 200.8	<0.0050	mg/L
		Lead, Dissolved	EPA 200.8	<0.0025	mg/L
		Selenium, Dissolved	EPA 200.8	<0.0050	mg/L
		Thallium, Dissolved	EPA 200.8	<0.0010	mg/L
QC12110520	Blank 1	Total Dissolved Solids (TDS)	SM 2540C	<10	mg/L

475 East Greg Street Suite #119
Sparks, NV 89431 (775) 355-0202
EPA Lab ID: NV00925 - ELAP No: 2523

1084 Lamoille Hwy
Elko, NV 89801 (775) 777-9933
EPA Lab ID: NV00926

3230 Polaris Ave #4
Las Vegas, NV 89102 (702) 475-8899
EPA Lab ID: NV00932

QCBatchID	QCType	Parameter	Method	Result	Units
QC12110520	Blank 2	Total Dissolved Solids (TDS)	SM 2540C	<10	mg/L

QCBatchID	QCType	Parameter	Method	Result	Actual	% Recovery	Units
QC12110289	LCS 1	pH	SM 4500-H+ B	6.99	7.00	100	pH Units
QC12110289	LCS 2	pH	SM 4500-H+ B	6.99	7.00	100	pH Units
QC12110289	LCS 3	pH	SM 4500-H+ B	7.00	7.00	100	pH Units
QC12110290	LCS 1	Total Alkalinity	SM 2320B	101	100	101	mg/L
QC12110290	LCS 2	Total Alkalinity	SM 2320B	99.5	100	100	mg/L
QC12110290	LCS 3	Total Alkalinity	SM 2320B	99.8	100	100	mg/L
QC12110290	LCS 4	Total Alkalinity	SM 2320B	100	100	100	mg/L
QC12110292	LCS 1	Fluoride	EPA 300.0	2.07	2.00	103	mg/L
QC12110294	LCS 1	Chloride	EPA 300.0	10.7	10.0	107	mg/L
QC12110296	LCS 1	Nitrite Nitrogen	EPA 300.0	0.506	0.500	101	mg/L
QC12110298	LCS 1	Nitrate Nitrogen	EPA 300.0	2.07	2.00	104	mg/L
QC12110300	LCS 1	Sulfate	EPA 300.0	25.4	25.0	102	mg/L
QC12110409	LCS 1	Aluminum, Dissolved	EPA 200.7	1.01	1.00	101	mg/L
		Barium, Dissolved	EPA 200.7	1.00	1.00	100	mg/L
		Beryllium, Dissolved	EPA 200.7	1.01	1.00	101	mg/L
		Bismuth, Dissolved	EPA 200.7	1.04	1.00	104	mg/L
		Boron, Dissolved	EPA 200.7	0.960	1.00	96	mg/L
		Cadmium, Dissolved	EPA 200.7	1.01	1.00	101	mg/L
		Calcium, Dissolved	EPA 200.7	10.0	10.0	100	mg/L
		Chromium, Dissolved	EPA 200.7	0.996	1.00	100	mg/L
		Cobalt, Dissolved	EPA 200.7	1.00	1.00	100	mg/L
		Copper, Dissolved	EPA 200.7	4.92	5.00	98	mg/L
		Gallium, Dissolved	EPA 200.7	0.998	1.00	100	mg/L
		Iron, Dissolved	EPA 200.7	0.999	1.00	100	mg/L
		Lithium, Dissolved	EPA 200.7	0.999	1.00	100	mg/L
		Magnesium, Dissolved	EPA 200.7	9.86	10.0	99	mg/L
		Manganese, Dissolved	EPA 200.7	1.01	1.00	101	mg/L
		Molybdenum, Dissolved	EPA 200.7	0.991	1.00	99	mg/L
		Nickel, Dissolved	EPA 200.7	4.98	5.00	100	mg/L
		Phosphorus, Dissolved	EPA 200.7	4.97	5.00	99	mg/L
		Potassium, Dissolved	EPA 200.7	10.1	10.0	101	mg/L
		Scandium, Dissolved	EPA 200.7	0.997	1.00	100	mg/L
		Silver, Dissolved	EPA 200.7	0.090	0.090	100	mg/L
		Sodium, Dissolved	EPA 200.7	9.71	10.0	97	mg/L
		Strontium, Dissolved	EPA 200.7	0.948	1.00	95	mg/L
		Tin, Dissolved	EPA 200.7	0.985	1.00	98	mg/L
		Titanium, Dissolved	EPA 200.7	1.01	1.00	101	mg/L
		Vanadium, Dissolved	EPA 200.7	0.996	1.00	100	mg/L
		Zinc, Dissolved	EPA 200.7	0.990	1.00	99	mg/L
QC12110423	LCS 1	Uranium, Dissolved	EPA 200.8	0.0104	0.010	104	mg/L
		Mercury, Dissolved	EPA 200.8	0.001020	0.001	102	mg/L
		Antimony, Dissolved	EPA 200.8	0.0095	0.010	95	mg/L
		Arsenic, Dissolved	EPA 200.8	0.0506	0.050	101	mg/L
		Lead, Dissolved	EPA 200.8	0.0106	0.010	106	mg/L
		Selenium, Dissolved	EPA 200.8	0.0477	0.050	95	mg/L
		Thallium, Dissolved	EPA 200.8	0.0104	0.010	104	mg/L
QC12110520	LCS 1	Total Dissolved Solids (TDS)	SM 2540C	161	150	108	mg/L
QC12110520	LCS 2	Total Dissolved Solids (TDS)	SM 2540C	159	150	106	mg/L

QCBatchID	QCType	Parameter	Method	Duplicate Sample	Sample Result	Duplicate Result	Units	RPD

475 East Greg Street Suite #119
Sparks, NV 89431 (775) 355-0202
EPA Lab ID: NV00925 - ELAP No: 2523

1084 Lamoille Hwy
Elko, NV 89801 (775) 777-9933
EPA Lab ID: NV00926

3230 Polaris Ave #4
Las Vegas, NV 89102 (702) 475-8899
EPA Lab ID: NV00932

QC12110289	Duplicate	pH	SM 4500-H+ B	1211149-001	7.28	7.28	pH Units	<1%
QC12110289	Duplicate	pH	SM 4500-H+ B	1211141-003	6.76	6.76	pH Units	<1%
QC12110289	Duplicate	pH	SM 4500-H+ B	1211156-008	7.71	7.78	pH Units	1 %
QC12110289	Duplicate	pH	SM 4500-H+ B	1211162-002	7.64	7.64	pH Units	<1%
QC12110289	Duplicate	pH	SM 4500-H+ B	1211169-002	4.77	4.73	pH Units	1 %
QC12110290	Duplicate	Bicarbonate (HCO3)	SM 2320B	1211149-001	121	121	mg/L	<1%
		Carbonate (CO3)	SM 2320B	1211149-001	<1.000	<1.000	mg/L	<1%
		Hydroxide (OH)	SM 2320B	1211149-001	<1.000	<1.000	mg/L	<1%
		Total Alkalinity	SM 2320B	1211149-001	98.8	98.8	mg/L as CaCO3	<1%
QC12110290	Duplicate	Bicarbonate (HCO3)	SM 2320B	1211141-003	151	150	mg/L	1 %
		Carbonate (CO3)	SM 2320B	1211141-003	<1.000	<1.000	mg/L	<1%
		Hydroxide (OH)	SM 2320B	1211141-003	<1.000	<1.000	mg/L	<1%
		Total Alkalinity	SM 2320B	1211141-003	124	123	mg/L as CaCO3	1 %
QC12110290	Duplicate	Bicarbonate (HCO3)	SM 2320B	1211156-008	64.7	64.7	mg/L	<1%
		Carbonate (CO3)	SM 2320B	1211156-008	<1.000	<1.000	mg/L	<1%
		Hydroxide (OH)	SM 2320B	1211156-008	<1.000	<1.000	mg/L	<1%
		Total Alkalinity	SM 2320B	1211156-008	53.0	53.1	mg/L as CaCO3	<1%
QC12110290	Duplicate	Bicarbonate (HCO3)	SM 2320B	1211162-002	143	141	mg/L	1 %
		Carbonate (CO3)	SM 2320B	1211162-002	<1.000	<1.000	mg/L	<1%
		Hydroxide (OH)	SM 2320B	1211162-002	<1.000	<1.000	mg/L	<1%
		Total Alkalinity	SM 2320B	1211162-002	117	116	mg/L as CaCO3	1 %
QC12110290	Duplicate	Bicarbonate (HCO3)	SM 2320B	1211169-002	<1.000	<1.000	mg/L	<1%
		Carbonate (CO3)	SM 2320B	1211169-002	<1.000	<1.000	mg/L	<1%
		Hydroxide (OH)	SM 2320B	1211169-002	<1.000	<1.000	mg/L	<1%
		Total Alkalinity	SM 2320B	1211169-002	<1.000	<1.000	mg/L as CaCO3	<1%
QC12110520	Duplicate	Total Dissolved Solids (TDS)	SM 2540C	1211129-001	585	586	mg/L	<1%
QC12110520	Duplicate	Total Dissolved Solids (TDS)	SM 2540C	1211155-001	72.0	68.0	mg/L	6 %
QC12110520	Duplicate	Total Dissolved Solids (TDS)	SM 2540C	1211184-001	244	247	mg/L	1 %
QC12110520	Duplicate	Total Dissolved Solids (TDS)	SM 2540C	1211184-011	30.0	22.0	mg/L	31 %

QCBatchID	QCType	Parameter	Method	Spike Sample	Sample Result	MS Result	MSD Result	Spike Value	Units	MS % Rec.	MSD % Rec.	RPD
QC12110292	MS 1	Fluoride	EPA 300.0	1211156-001	1.47	3.38	3.38	2.00	mg/L	95	96	<1%
QC12110294	MS 1	Chloride	EPA 300.0	1211156-001	<1.000	5.45	5.49	5.00	mg/L	107	108	1 %
QC12110296	MS 1	Nitrite Nitrogen	EPA 300.0	1211129-006	0.579	5.99	6.10	0.500	mg/L	108	110	2 %
QC12110296	MS 2	Nitrite Nitrogen	EPA 300.0	1211156-001	<0.025	0.523	0.532	0.500	mg/L	105	106	2 %
QC12110298	MS 1	Nitrate Nitrogen	EPA 300.0	1211129-006	<10.000	21.4	21.8	2.00	mg/L	105	107	2 %
QC12110298	MS 2	Nitrate Nitrogen	EPA 300.0	1211156-001	<1.000	2.15	2.17	2.00	mg/L	106	107	1 %
QC12110300	MS 1	Sulfate	EPA 300.0	1211156-001	12.2	22.1	22.2	10.0	mg/L	99	99	<1%
QC12110409	MS 1	Aluminum, Dissolved	EPA 200.7	1211157-001	<0.045	1.02	1.00	1.00	mg/L	101	99	2 %
		Barium, Dissolved	EPA 200.7	1211157-001	0.114	1.11	1.09	1.00	mg/L	100	98	2 %
		Beryllium, Dissolved	EPA 200.7	1211157-001	<0.001	1.02	1.01	1.00	mg/L	102	101	1 %
		Bismuth, Dissolved	EPA 200.7	1211157-001	<0.100	1.02	1.01	1.00	mg/L	103	102	1 %
		Boron, Dissolved	EPA 200.7	1211157-001	0.110	1.14	1.11	1.00	mg/L	103	100	3 %
		Cadmium, Dissolved	EPA 200.7	1211157-001	<0.001	1.01	0.986	1.00	mg/L	101	99	2 %
		Calcium, Dissolved	EPA 200.7	1211157-001	60.2	71.5	69.3	10.0	mg/L	113	91	3 %
		Chromium, Dissolved	EPA 200.7	1211157-001	<0.005	0.995	0.972	1.00	mg/L	100	97	2 %

475 East Greg Street Suite #119
Sparks, NV 89431 (775) 355-0202
EPA Lab ID: NV00925 - ELAP No: 2523

1084 Lamoille Hwy
Elko, NV 89801 (775) 777-9933
EPA Lab ID: NV00926

3230 Polaris Ave #4
Las Vegas, NV 89102 (702) 475-8899
EPA Lab ID: NV00932

QCBatchID	QCType	Parameter	Method	Spike Sample	Sample Result	MS Result	MSD Result	Spike Value	Units	MS % Rec.	MSD % Rec.	RPD
		Cobalt, Dissolved	EPA 200.7	1211157-001	<0.010	0.993	0.968	1.00	mg/L	99	97	3 %
		Copper, Dissolved	EPA 200.7	1211157-001	<0.050	5.07	4.97	5.00	mg/L	101	99	2 %
		Gallium, Dissolved	EPA 200.7	1211157-001	<0.100	1.02	0.996	1.00	mg/L	102	99	2 %
		Iron, Dissolved	EPA 200.7	1211157-001	0.018	1.01	1.01	1.00	mg/L	99	99	<1%
		Lithium, Dissolved	EPA 200.7	1211157-001	<0.100	0.988	0.972	1.00	mg/L	98	96	2 %
		Magnesium, Dissolved	EPA 200.7	1211157-001	10.3	19.6	19.3	10.0	mg/L	93	90	2 %
		Manganese, Dissolved	EPA 200.7	1211157-001	<0.005	0.990	0.965	1.00	mg/L	101	98	3 %
		Molybdenum, Dissolved	EPA 200.7	1211157-001	<0.010	1.02	1.00	1.00	mg/L	102	100	2 %
		Nickel, Dissolved	EPA 200.7	1211157-001	<0.010	4.90	4.78	5.00	mg/L	98	96	2 %
		Phosphorus, Dissolved	EPA 200.7	1211157-001	<0.500	5.28	5.21	5.00	mg/L	103	102	1 %
		Potassium, Dissolved	EPA 200.7	1211157-001	2.95	13.0	12.9	10.0	mg/L	100	100	1 %
		Scandium, Dissolved	EPA 200.7	1211157-001	<0.100	1.00	0.997	1.00	mg/L	100	100	<1%
		Silver, Dissolved	EPA 200.7	1211157-001	<0.005	0.091	0.089	0.090	mg/L	101	99	2 %
		Sodium, Dissolved	EPA 200.7	1211157-001	38.6	48.5	46.9	10.0	mg/L	99	83	3 %
		Strontium, Dissolved	EPA 200.7	1211157-001	0.408	1.36	1.33	1.00	mg/L	95	92	2 %
		Tin, Dissolved	EPA 200.7	1211157-001	<0.100	0.979	0.964	1.00	mg/L	101	100	2 %
		Titanium, Dissolved	EPA 200.7	1211157-001	<0.100	1.02	1.01	1.00	mg/L	102	101	1 %
		Vanadium, Dissolved	EPA 200.7	1211157-001	0.023	1.05	1.03	1.00	mg/L	103	101	2 %
		Zinc, Dissolved	EPA 200.7	1211157-001	<0.010	1.01	0.992	1.00	mg/L	101	99	2 %
QC12110423	MS 1	Uranium, Dissolved	EPA 200.8	1211157-001	<0.0050	0.0133	0.0133	0.010	mg/L	106	107	<1%
		Mercury, Dissolved	EPA 200.8	1211157-001	<0.00010	0.001044	0.001043	0.001	mg/L	96	96	<1%
		Antimony, Dissolved	EPA 200.8	1211157-001	<0.0025	0.0097	0.0098	0.010	mg/L	96	97	1 %
		Arsenic, Dissolved	EPA 200.8	1211157-001	0.0137	0.0664	0.0666	0.050	mg/L	106	106	<1%
		Lead, Dissolved	EPA 200.8	1211157-001	<0.0025	0.0104	0.0104	0.010	mg/L	102	102	<1%
		Selenium, Dissolved	EPA 200.8	1211157-001	<0.0050	0.0479	0.0475	0.050	mg/L	94	93	1 %
		Thallium, Dissolved	EPA 200.8	1211157-001	<0.0010	0.0101	0.0102	0.010	mg/L	101	102	1 %

475 East Greg Street Suite #119
Sparks, NV 89431 (775) 355-0202
EPA Lab ID: NV00925 - ELAP No: 2523

1084 Lamoille Hwy
Elko, NV 89801 (775) 777-9933
EPA Lab ID: NV00926

3230 Polaris Ave #4
Las Vegas, NV 89102 (702) 475-8899
EPA Lab ID: NV00932

WETLAB
WESTERN ENVIRONMENTAL TESTING LABORATORY
Specializing in Soil, Hazardous Waste and Water Analysis.
475 E. Greg Street #119 | Sparks, Nevada 89431
tel (775) 355-0202 | fax (775) 355-0817 | www.WETLaboratory.com

Lab Number 1211156
Report Due Date: ~~11/21/12~~ 11/22/12
Page 1 of 1

Client	McClelland Laboratories, Inc.
Address	1016 Greg Street
City, State & Zip	Sparks, NV 89431
Contact	Mike Medina
Phone 775-356-1300	Collector's Name Robert
Fax 775-356-8917	Project Name
P.O. Number	Project Number 3438
Email mli@mettest.com	

Turnaround Time
Standard 5-Day Other

Billing Address (if different than Client Address):
Company
Address
City, State & Zip
Contact
Phone
Fax
Email

Additional Information

Fax Results	Y	N	To: Client	Billing
Email Results	Y	N	To: Client	Billing
Compliance Monitoring	Y	N		
Fax Results to State EPA	Y	N		

Sample Type Codes

DW = Drinking Water	SD = Solid
WW = Wastewater	SO = Soil
SW = Surface Water	HW = Hazardous Waste
MW = Monitoring Well	OTHER:

SAMPLE ID/LOCATION		DATE	TIME	SAMPLE TYPE	NO. OF CONTAINERS	Profile II w/o Rad	Uranium	Spl. No.
CF-11-02 (227-367)	Wk:20	11/08/12	9:00	WW	2	X	X	1
CF-11-02 (52-117)								2
K-Spar Breccia 5+ Comp								3
Biotite Breccia 5+ Comp								4
Quartz Monzonite 5+ Comp								5
Biotite Breccia 0-5 Comp								6
K-Spar Breccia 0-5 Comp								7
Quartz Monzonite 0-5 Comp								8

1211 - 1
156 - 1
1211 - 5
156 8

Instructions/Comments/Special Requirements:

SAMPLE RECEIPT	DATE	TIME	Samples Relinquished By	Samples Received By
Temperature 20.1 °C	11/8/12	13:25		
Custody Seals Intact? Y N None				
Number of Containers 16				

WETLAB'S Standard Terms and Conditions apply unless written agreements specify otherwise. Payment terms are Net 30.

To the maximum extent permitted by law, the Client agrees to limit the liability of WETLAB for the Client's damages to the total compesation received, unless other agreements are made in writing. This limitation shall apply regardless of the cause of action or legal theory pled or asserted.

301.2E

WETLAB
WESTERN ENVIRONMENTAL TESTING LABORATORY
Specializing in Soil, Hazardous Waste and Water Analysis.
475 E. Greg Street #119 | Sparks, Nevada 89431
tel (775) 355-0202 | fax (775) 355-0817 | www.WETLaboratory.com

Lab Number 1211156
Report Due Date: ~~11/21/12~~ 11/22/12
Page 1 of 1

Client	McClelland Laboratories, Inc.
Address	1016 Greg Street
City, State & Zip	Sparks, NV 89431
Contact	Mike Medina
Phone	775-356-1300
Collector's Name	Robert
Fax	775-356-8917
Project Name	
P.O. Number	
Project Number	3438
Email	mli@mettest.com

Turnaround Time: Standard 5-Day Other

Billing Address (if different than Client Address):
Company
Address
City, State & Zip
Contact
Phone
Fax
Email

Additional Information

Fax Results	Y	N	To: Client	Billing
Email Results	Y	N	To: Client	Billing
Compliance Monitoring	Y	N		
Fax Results to State EPA	Y	N		

Sample Type Codes

DW = Drinking Water	SD = Solid
WW = Wastewater	SO = Soil
SW = Surface Water	HW = Hazardous Waste
MW = Monitoring Well	OTHER:

SAMPLE ID/LOCATION	DATE	TIME	SAMPLE TYPES	NO. OF CONTAINERS	Profile II w/o Wad	Uranium	Spl. No.
CF-11-02 (227-367) Wk:20	11/08/12	9:00	ww	2	X	X	1
CF-11-02 (52-117)							2
K-Spar Breccia 5+ Comp							3
Biotite Breccia 5+ Comp							4
Quartz Monzonite 5+ Comp							5
Biotite Breccia 0-5 Comp							6
K-Spar Breccia 0-5 Comp							7
Quartz Monzonite 0-5 Comp							8

1211 -1
156 1
1211 -5
156 8

Instructions/Comments/Special Requirements:

SAMPLE RECEIPT	DATE	TIME	Samples Relinquished By	Samples Received By
Temperature 20.1 °C	11/8/12	13:25		
Custody Seals Intact? Y N None				
Number of Containers 16				

WETLAB's Standard Terms and Conditions apply unless written agreements specify otherwise. Payment terms are Net 30.

To the maximum extent permitted by law, the Client agrees to limit the liability of WETLAB for the Client's damages to the total compesation received, unless other agreements are made in writing. This limitation shall apply regardless of the cause of action or legal theory pled or asserted.

301.2E

10/31/2012

McClelland Laboratory
1016 Greg Street
Sparks, NV 89431
Attn: Mike Medina

OrderID: *1210284*

Dear: Mike Medina

This is to transmit the attached analytical report. The analytical data and information contained therein was generated using specified or selected methods contained in references, such as Standard Methods for the Examination of Water and Wastewater, 18th & 19th editions, Methods for Determination of Organic Compounds in Drinking Water, EPA-600/4-79-020, and Test Methods for Evaluation of Solid Waste, Physical/Chemical Methods (SW846) Third Edition.

The samples were received by WETLAB-Western Environmental Testing Laboratory in good condition on 10/11/2012. Additional comments are located on page 2 of this report.

If you should have any questions or comments regarding this report, please do not hesitate to call.

Sincerely,

Jennifer Delaney
QA Specialist

SPARKS
475 E. Greg Street, Suite 119
Sparks, Nevada 89431
tel (775) 355-0202
fax (775) 355-0817

ELKO
1084 Lamoille Hwy.
Elko, Nevada 89801
tel (775) 777-9933
fax (775) 777-9933

LAS VEGAS
3230 Polaris Ave., Suite 4
Las Vegas, Nevada 89102
tel (702) 475-8899
fax (702) 776-6152

Western Environmental Testing Laboratory
Report Comments

McClelland Laboratory - 1210284

General Comments

None

Specific Comments

Due to the sample matrix it was necessary to analyze the following at a dilution:
1210284-001 Antimony
1210284-001 Arsenic
1210284-001 Selenium
1210284-003 Mercury
The reporting limits have been adjusted accordingly.

The following is a synopsis of the reanalysis of Total Dissolved Solids:
• Sample 1210284-001 reanalysis results for Total Dissolved Solids have been reported.
This reanalysis was performed past the EPA recommended holding time due to an unacceptable cation/anion balance using data obtained within the holding time. We apologize for any inconvenience this may cause.

Data Qualifier Legend

B	-- Blank contamination; Analyte detected above the method reporting limit in an associated blank
HT	-- Sample held beyond the accepted holding time
J	-- The reported value is between the laboratory method detection limit and the laboratory practical quantitation limit
M	-- Reported value is estimated; The sample matrix interfered with the analysis
N	-- There was insufficient sample available to perform a spike and/or duplicate on this analytical batch.
NC	-- Not calculated due to matrix interference
Q	-- Reported value is estimated; The value failed to meet QC criteria for either precision or accuracy
S	-- Surrogate recovery was outside of laboratory acceptance limits due to matrix interference. The associated blank and LCS surrogate recovery was within acceptance limits.
SC	-- Spike recovery not calculated. Sample concentration >4X the spike amount; therefore, the spike could not be adequately recovered.

475 East Greg Street Suite #119
Sparks, NV 89431 (775) 355-0202
EPA Lab ID: NV00925 - ELAP No: 2523

1084 Lamoille Hwy
Elko, NV 89801 (775) 777-9933
EPA Lab ID: NV00926

3230 Polaris Ave #4
Las Vegas, NV 89102 (702) 475-8899
EPA Lab ID: NV00932

Western Environmental Testing Laboratory
Analytical Report

McClelland Laboratory
1016 Greg Street
Sparks, NV 89431
Attn: Mike Medina
Phone: (775) 356-1300 **Fax:** (775) 356-8917
PO\Project: *3438*

Date Printed: 10/31/2012
OrderID: *1210284*

Customer Sample ID: CF-11-02 (227-367) Wk:16
WETLAB Sample ID: 1210284-001

Collect Date/Time: 10/11/2012 09:00
Receive Date: 10/11/2012 14:00

PROFILE II

Parameter	Method	Results		Units	Reporting Limit	Date Analyzed
pH	SM 4500-H+ B	7.81		pH Units		10/11/2012
Trace Metals Digestion	EPA 200.2	Complete				10/19/2012
Bicarbonate (HCO3)	SM 2320B	72		mg/L	1.0	10/11/2012
Carbonate (CO3)	SM 2320B	<1.0		mg/L	1.0	10/11/2012
Hydroxide (OH)	SM 2320B	<1.0		mg/L	1.0	10/11/2012
Total Alkalinity	SM 2320B	59		mg/L as CaCO3	1.0	10/11/2012
Chloride	EPA 300.0	<1.00		mg/L	1.00	10/12/2012
Fluoride	EPA 300.0	1.5		mg/L	0.10	10/12/2012
Sulfate	EPA 300.0	17		mg/L	1.0	10/12/2012
Nitrate Nitrogen	EPA 300.0	<1.0		mg/L	1.0	10/12/2012
Nitrite Nitrogen	EPA 300.0	<0.025		mg/L	0.025	10/12/2012
Total Dissolved Solids (TDS)	SM 2540C	100	HT	mg/L	10	10/29/2012
Aluminum	EPA 200.7	0.076		mg/L	0.045	10/22/2012
Barium	EPA 200.7	0.044		mg/L	0.010	10/22/2012
Beryllium	EPA 200.7	<0.0010		mg/L	0.0010	10/22/2012
Bismuth	EPA 200.7	<0.10		mg/L	0.10	10/22/2012
Boron	EPA 200.7	<0.10		mg/L	0.10	10/22/2012
Cadmium	EPA 200.7	<0.0010		mg/L	0.0010	10/22/2012
Calcium	EPA 200.7	20		mg/L	0.50	10/22/2012
Chromium	EPA 200.7	<0.0050		mg/L	0.0050	10/22/2012
Cobalt	EPA 200.7	<0.010		mg/L	0.010	10/22/2012
Copper	EPA 200.7	<0.050		mg/L	0.050	10/22/2012
Gallium	EPA 200.7	<0.10		mg/L	0.10	10/22/2012
Iron	EPA 200.7	0.021		mg/L	0.010	10/22/2012
Lithium	EPA 200.7	<0.10		mg/L	0.10	10/22/2012
Magnesium	EPA 200.7	3.9		mg/L	0.50	10/22/2012
Manganese	EPA 200.7	0.027		mg/L	0.0050	10/22/2012

Customer Sample ID: CF-11-02 (227-367) Wk:16
WETLAB Sample ID: 1210284-001

Collect Date/Time: 10/11/2012 09:00
Receive Date: 10/11/2012 14:00

PROFILE II

Parameter	Method	Results	Units	Reporting Limit	Date Analyzed
Molybdenum	EPA 200.7	<0.010	mg/L	0.010	10/22/2012
Nickel	EPA 200.7	<0.010	mg/L	0.010	10/22/2012
Phosphorus	EPA 200.7	<0.50	mg/L	0.50	10/22/2012
Potassium	EPA 200.7	4.8	mg/L	0.50	10/22/2012
Scandium	EPA 200.7	<0.10	mg/L	0.10	10/22/2012
Silver	EPA 200.7	<0.0050	mg/L	0.0050	10/22/2012
Sodium	EPA 200.7	1.2	mg/L	0.50	10/22/2012
Strontium	EPA 200.7	0.20	mg/L	0.10	10/22/2012
Tin	EPA 200.7	<0.10	mg/L	0.10	10/22/2012
Titanium	EPA 200.7	<0.10	mg/L	0.10	10/22/2012
Vanadium	EPA 200.7	<0.010	mg/L	0.010	10/22/2012
Zinc	EPA 200.7	<0.010	mg/L	0.010	10/22/2012
Mercury	EPA 200.8	0.0012	mg/L	0.00010	10/22/2012
Antimony	EPA 200.8	<0.0050	mg/L	0.0050	10/23/2012
Arsenic	EPA 200.8	<0.010	mg/L	0.010	10/23/2012
Lead	EPA 200.8	<0.0025	mg/L	0.0025	10/22/2012
Selenium	EPA 200.8	<0.010	mg/L	0.010	10/23/2012
Thallium	EPA 200.8	<0.0010	mg/L	0.0010	10/22/2012
Uranium	EPA 200.8	0.0082	mg/L	0.0050	10/22/2012
Anions	Calculation	1.61	meq/L	0.10	
Cations	Calculation	1.50	meq/L	0.10	
Error	Calculation	3.5	%	1.0	

Customer Sample ID: CF-11-02 (52-117) Wk:16
WETLAB Sample ID: 1210284-002

Collect Date/Time: 10/11/2012 09:00
Receive Date: 10/11/2012 14:00

PROFILE II

Parameter	Method	Results	Units	Reporting Limit	Date Analyzed
pH	SM 4500-H+ B	7.78	pH Units		10/11/2012
Trace Metals Digestion	EPA 200.2	Complete			10/19/2012
Bicarbonate (HCO3)	SM 2320B	59	mg/L	1.0	10/11/2012
Carbonate (CO3)	SM 2320B	<1.0	mg/L	1.0	10/11/2012
Hydroxide (OH)	SM 2320B	<1.0	mg/L	1.0	10/11/2012
Total Alkalinity	SM 2320B	49	mg/L as CaCO3	1.0	10/11/2012
Chloride	EPA 300.0	<1.00	mg/L	1.00	10/12/2012
Fluoride	EPA 300.0	1.3	mg/L	0.10	10/12/2012
Sulfate	EPA 300.0	22	mg/L	1.0	10/12/2012
Nitrate Nitrogen	EPA 300.0	<1.0	mg/L	1.0	10/12/2012
Nitrite Nitrogen	EPA 300.0	<0.025	mg/L	0.025	10/12/2012

475 East Greg Street Suite #119
Sparks, NV 89431 (775) 355-0202
EPA Lab ID: NV00925 - ELAP No: 2523

1084 Lamoille Hwy
Elko, NV 89801 (775) 777-9933
EPA Lab ID: NV00926

3230 Polaris Ave #4
Las Vegas, NV 89102 (702) 475-8899
EPA Lab ID: NV00932

Customer Sample ID: CF-11-02 (52-117) Wk:16
WETLAB Sample ID: 1210284-002

Collect Date/Time: 10/11/2012 09:00
Receive Date: 10/11/2012 14:00

PROFILE II

Parameter	Method	Results	Units	Reporting Limit	Date Analyzed
Total Dissolved Solids (TDS)	SM 2540C	92	mg/L	10	10/16/2012
Aluminum	EPA 200.7	0.055	mg/L	0.045	10/22/2012
Barium	EPA 200.7	<0.010	mg/L	0.010	10/22/2012
Beryllium	EPA 200.7	<0.0010	mg/L	0.0010	10/22/2012
Bismuth	EPA 200.7	<0.10	mg/L	0.10	10/22/2012
Boron	EPA 200.7	<0.10	mg/L	0.10	10/22/2012
Cadmium	EPA 200.7	<0.0010	mg/L	0.0010	10/22/2012
Calcium	EPA 200.7	20	mg/L	0.50	10/22/2012
Chromium	EPA 200.7	<0.0050	mg/L	0.0050	10/22/2012
Cobalt	EPA 200.7	<0.010	mg/L	0.010	10/22/2012
Copper	EPA 200.7	<0.050	mg/L	0.050	10/22/2012
Gallium	EPA 200.7	<0.10	mg/L	0.10	10/22/2012
Iron	EPA 200.7	0.018	mg/L	0.010	10/22/2012
Lithium	EPA 200.7	<0.10	mg/L	0.10	10/22/2012
Magnesium	EPA 200.7	2.8	mg/L	0.50	10/22/2012
Manganese	EPA 200.7	0.027	mg/L	0.0050	10/22/2012
Molybdenum	EPA 200.7	<0.010	mg/L	0.010	10/22/2012
Nickel	EPA 200.7	<0.010	mg/L	0.010	10/22/2012
Phosphorus	EPA 200.7	<0.50	mg/L	0.50	10/22/2012
Potassium	EPA 200.7	4.9	mg/L	0.50	10/22/2012
Scandium	EPA 200.7	<0.10	mg/L	0.10	10/22/2012
Silver	EPA 200.7	<0.0050	mg/L	0.0050	10/22/2012
Sodium	EPA 200.7	1.2	mg/L	0.50	10/22/2012
Strontium	EPA 200.7	0.16	mg/L	0.10	10/22/2012
Tin	EPA 200.7	<0.10	mg/L	0.10	10/22/2012
Titanium	EPA 200.7	<0.10	mg/L	0.10	10/22/2012
Vanadium	EPA 200.7	<0.010	mg/L	0.010	10/22/2012
Zinc	EPA 200.7	<0.010	mg/L	0.010	10/22/2012
Mercury	EPA 200.8	0.00026	mg/L	0.00010	10/22/2012
Antimony	EPA 200.8	<0.0025	mg/L	0.0025	10/22/2012
Arsenic	EPA 200.8	<0.0050	mg/L	0.0050	10/22/2012
Lead	EPA 200.8	<0.0025	mg/L	0.0025	10/22/2012
Selenium	EPA 200.8	<0.0050	mg/L	0.0050	10/22/2012
Thallium	EPA 200.8	<0.0010	mg/L	0.0010	10/22/2012
Uranium	EPA 200.8	0.017	mg/L	0.0050	10/22/2012
Anions	Calculation	1.49	meq/L	0.10	
Cations	Calculation	1.41	meq/L	0.10	
Error	Calculation	2.7	%	1.0	

475 East Greg Street Suite #119
Sparks, NV 89431 (775) 355-0202
EPA Lab ID: NV00925 - ELAP No: 2523

1084 Lamoille Hwy
Elko, NV 89801 (775) 777-9933
EPA Lab ID: NV00926

3230 Polaris Ave #4
Las Vegas, NV 89102 (702) 475-8899
EPA Lab ID: NV00932

Customer Sample ID: K-Spar Breccia 5+ Comp Wk:16
WETLAB Sample ID: 1210284-003

Collect Date/Time: 10/11/2012 09:00
Receive Date: 10/11/2012 14:00

PROFILE II

Parameter	Method	Results	Units	Reporting Limit	Date Analyzed
pH	SM 4500-H+ B	7.95	pH Units		10/11/2012
Trace Metals Digestion	EPA 200.2	Complete			10/19/2012
Bicarbonate (HCO3)	SM 2320B	83	mg/L	1.0	10/11/2012
Carbonate (CO3)	SM 2320B	<1.0	mg/L	1.0	10/11/2012
Hydroxide (OH)	SM 2320B	<1.0	mg/L	1.0	10/11/2012
Total Alkalinity	SM 2320B	68	mg/L as CaCO3	1.0	10/11/2012
Chloride	EPA 300.0	<1.00	mg/L	1.00	10/12/2012
Fluoride	EPA 300.0	1.3	mg/L	0.10	10/12/2012
Sulfate	EPA 300.0	58	mg/L	1.0	10/12/2012
Nitrate Nitrogen	EPA 300.0	<1.0	mg/L	1.0	10/12/2012
Nitrite Nitrogen	EPA 300.0	<0.025	mg/L	0.025	10/12/2012
Total Dissolved Solids (TDS)	SM 2540C	160	mg/L	10	10/16/2012
Aluminum	EPA 200.7	<0.045	mg/L	0.045	10/22/2012
Barium	EPA 200.7	0.080	mg/L	0.010	10/22/2012
Beryllium	EPA 200.7	<0.0010	mg/L	0.0010	10/22/2012
Bismuth	EPA 200.7	<0.10	mg/L	0.10	10/22/2012
Boron	EPA 200.7	<0.10	mg/L	0.10	10/22/2012
Cadmium	EPA 200.7	<0.0010	mg/L	0.0010	10/22/2012
Calcium	EPA 200.7	38	mg/L	0.50	10/22/2012
Chromium	EPA 200.7	<0.0050	mg/L	0.0050	10/22/2012
Cobalt	EPA 200.7	<0.010	mg/L	0.010	10/22/2012
Copper	EPA 200.7	<0.050	mg/L	0.050	10/22/2012
Gallium	EPA 200.7	<0.10	mg/L	0.10	10/22/2012
Iron	EPA 200.7	<0.010	mg/L	0.010	10/22/2012
Lithium	EPA 200.7	<0.10	mg/L	0.10	10/22/2012
Magnesium	EPA 200.7	5.5	mg/L	0.50	10/22/2012
Manganese	EPA 200.7	0.055	mg/L	0.0050	10/22/2012
Molybdenum	EPA 200.7	0.044	mg/L	0.010	10/22/2012
Nickel	EPA 200.7	<0.010	mg/L	0.010	10/22/2012
Phosphorus	EPA 200.7	<0.50	mg/L	0.50	10/22/2012
Potassium	EPA 200.7	4.2	mg/L	0.50	10/22/2012
Scandium	EPA 200.7	<0.10	mg/L	0.10	10/22/2012
Silver	EPA 200.7	<0.0050	mg/L	0.0050	10/22/2012
Sodium	EPA 200.7	2.2	mg/L	0.50	10/22/2012
Strontium	EPA 200.7	1.0	mg/L	0.10	10/22/2012
Tin	EPA 200.7	<0.10	mg/L	0.10	10/22/2012
Titanium	EPA 200.7	<0.10	mg/L	0.10	10/22/2012
Vanadium	EPA 200.7	<0.010	mg/L	0.010	10/22/2012

475 East Greg Street Suite #119
Sparks, NV 89431 (775) 355-0202
EPA Lab ID: NV00925 - ELAP No: 2523

1084 Lamoille Hwy
Elko, NV 89801 (775) 777-9933
EPA Lab ID: NV00926

3230 Polaris Ave #4
Las Vegas, NV 89102 (702) 475-8899
EPA Lab ID: NV00932

Customer Sample ID: K-Spar Breccia 5+ Comp Wk:16
WETLAB Sample ID: 1210284-003
Collect Date/Time: 10/11/2012 09:00
Receive Date: 10/11/2012 14:00

PROFILE II

Parameter	Method	Results	Units	Reporting Limit	Date Analyzed
Zinc	EPA 200.7	<0.010	mg/L	0.010	10/22/2012
Mercury	EPA 200.8	<0.0005	mg/L	0.0005	10/23/2012
Antimony	EPA 200.8	<0.0025	mg/L	0.0025	10/22/2012
Arsenic	EPA 200.8	<0.0050	mg/L	0.0050	10/22/2012
Lead	EPA 200.8	<0.0025	mg/L	0.0025	10/22/2012
Selenium	EPA 200.8	<0.0050	mg/L	0.0050	10/22/2012
Thallium	EPA 200.8	<0.0010	mg/L	0.0010	10/22/2012
Uranium	EPA 200.8	0.049	mg/L	0.0050	10/22/2012
Anions	Calculation	2.64	meq/L	0.10	
Cations	Calculation	2.55	meq/L	0.10	
Error	Calculation	1.6	%	1.0	

Customer Sample ID: Biotite Breccia 5+ Comp Wk:16
WETLAB Sample ID: 1210284-004
Collect Date/Time: 10/11/2012 09:00
Receive Date: 10/11/2012 14:00

PROFILE II

Parameter	Method	Results	Units	Reporting Limit	Date Analyzed
pH	SM 4500-H+ B	7.96	pH Units		10/11/2012
Trace Metals Digestion	EPA 200.2	Complete			10/19/2012
Bicarbonate (HCO3)	SM 2320B	81	mg/L	1.0	10/11/2012
Carbonate (CO3)	SM 2320B	<1.0	mg/L	1.0	10/11/2012
Hydroxide (OH)	SM 2320B	<1.0	mg/L	1.0	10/11/2012
Total Alkalinity	SM 2320B	66	mg/L as CaCO3	1.0	10/11/2012
Chloride	EPA 300.0	<1.00	mg/L	1.00	10/12/2012
Fluoride	EPA 300.0	1.8	mg/L	0.10	10/12/2012
Sulfate	EPA 300.0	35	mg/L	1.0	10/12/2012
Nitrate Nitrogen	EPA 300.0	<1.0	mg/L	1.0	10/12/2012
Nitrite Nitrogen	EPA 300.0	<0.025	mg/L	0.025	10/12/2012
Total Dissolved Solids (TDS)	SM 2540C	130	mg/L	10	10/16/2012
Aluminum	EPA 200.7	0.050	mg/L	0.045	10/22/2012
Barium	EPA 200.7	0.078	mg/L	0.010	10/22/2012
Beryllium	EPA 200.7	<0.0010	mg/L	0.0010	10/22/2012
Bismuth	EPA 200.7	<0.10	mg/L	0.10	10/22/2012
Boron	EPA 200.7	<0.10	mg/L	0.10	10/22/2012
Cadmium	EPA 200.7	<0.0010	mg/L	0.0010	10/22/2012
Calcium	EPA 200.7	27	mg/L	0.50	10/22/2012
Chromium	EPA 200.7	<0.0050	mg/L	0.0050	10/22/2012
Cobalt	EPA 200.7	<0.010	mg/L	0.010	10/22/2012
Copper	EPA 200.7	<0.050	mg/L	0.050	10/22/2012

475 East Greg Street Suite #119
Sparks, NV 89431 (775) 355-0202
EPA Lab ID: NV00925 - ELAP No: 2523

1084 Lamoille Hwy
Elko, NV 89801 (775) 777-9933
EPA Lab ID: NV00926

3230 Polaris Ave #4
Las Vegas, NV 89102 (702) 475-8899
EPA Lab ID: NV00932

Customer Sample ID: Biotite Breccia 5+ Comp Wk:16
WETLAB Sample ID: 1210284-004
Collect Date/Time: 10/11/2012 09:00
Receive Date: 10/11/2012 14:00

PROFILE II

Parameter	Method	Results	Units	Reporting Limit	Date Analyzed
Gallium	EPA 200.7	<0.10	mg/L	0.10	10/22/2012
Iron	EPA 200.7	0.014	mg/L	0.010	10/22/2012
Lithium	EPA 200.7	<0.10	mg/L	0.10	10/22/2012
Magnesium	EPA 200.7	6.3	mg/L	0.50	10/22/2012
Manganese	EPA 200.7	0.039	mg/L	0.0050	10/22/2012
Molybdenum	EPA 200.7	0.010	mg/L	0.010	10/22/2012
Nickel	EPA 200.7	<0.010	mg/L	0.010	10/22/2012
Phosphorus	EPA 200.7	<0.50	mg/L	0.50	10/22/2012
Potassium	EPA 200.7	4.8	mg/L	0.50	10/22/2012
Scandium	EPA 200.7	<0.10	mg/L	0.10	10/22/2012
Silver	EPA 200.7	<0.0050	mg/L	0.0050	10/22/2012
Sodium	EPA 200.7	1.7	mg/L	0.50	10/22/2012
Strontium	EPA 200.7	0.46	mg/L	0.10	10/22/2012
Tin	EPA 200.7	<0.10	mg/L	0.10	10/22/2012
Titanium	EPA 200.7	<0.10	mg/L	0.10	10/22/2012
Vanadium	EPA 200.7	<0.010	mg/L	0.010	10/22/2012
Zinc	EPA 200.7	<0.010	mg/L	0.010	10/22/2012
Mercury	EPA 200.8	0.00012	mg/L	0.00010	10/22/2012
Antimony	EPA 200.8	<0.0025	mg/L	0.0025	10/22/2012
Arsenic	EPA 200.8	<0.0050	mg/L	0.0050	10/22/2012
Lead	EPA 200.8	<0.0025	mg/L	0.0025	10/22/2012
Selenium	EPA 200.8	<0.0050	mg/L	0.0050	10/22/2012
Thallium	EPA 200.8	<0.0010	mg/L	0.0010	10/22/2012
Uranium	EPA 200.8	0.011	mg/L	0.0050	10/22/2012
Anions	Calculation	2.15	meq/L	0.10	
Cations	Calculation	2.07	meq/L	0.10	
Error	Calculation	1.9	%	1.0	

Customer Sample ID: Quartz Monzonite 5+ Comp Wk:16
WETLAB Sample ID: 1210284-005
Collect Date/Time: 10/11/2012 09:00
Receive Date: 10/11/2012 14:00

PROFILE II

Parameter	Method	Results	Units	Reporting Limit	Date Analyzed
pH	SM 4500-H+ B	8.00	pH Units		10/11/2012
Trace Metals Digestion	EPA 200.2	Complete			10/19/2012
Bicarbonate (HCO3)	SM 2320B	85	mg/L	1.0	10/11/2012
Carbonate (CO3)	SM 2320B	<1.0	mg/L	1.0	10/11/2012
Hydroxide (OH)	SM 2320B	<1.0	mg/L	1.0	10/11/2012
Total Alkalinity	SM 2320B	70	mg/L as CaCO3	1.0	10/11/2012

475 East Greg Street Suite #119
Sparks, NV 89431 (775) 355-0202
EPA Lab ID: NV00925 - ELAP No: 2523

1084 Lamoille Hwy
Elko, NV 89801 (775) 777-9933
EPA Lab ID: NV00926

3230 Polaris Ave #4
Las Vegas, NV 89102 (702) 475-8899
EPA Lab ID: NV00932

Customer Sample ID: Quartz Monzonite 5+ Comp Wk:16
WETLAB Sample ID: 1210284-005

Collect Date/Time: 10/11/2012 09:00
Receive Date: 10/11/2012 14:00

PROFILE II

Parameter	Method	Results	Units	Reporting Limit	Date Analyzed
Chloride	EPA 300.0	<1.00	mg/L	1.00	10/12/2012
Fluoride	EPA 300.0	1.6	mg/L	0.10	10/12/2012
Sulfate	EPA 300.0	27	mg/L	1.0	10/12/2012
Nitrate Nitrogen	EPA 300.0	<1.0	mg/L	1.0	10/12/2012
Nitrite Nitrogen	EPA 300.0	<0.025	mg/L	0.025	10/12/2012
Total Dissolved Solids (TDS)	SM 2540C	120	mg/L	10	10/16/2012
Aluminum	EPA 200.7	<0.045	mg/L	0.045	10/22/2012
Barium	EPA 200.7	0.11	mg/L	0.010	10/22/2012
Beryllium	EPA 200.7	<0.0010	mg/L	0.0010	10/22/2012
Bismuth	EPA 200.7	<0.10	mg/L	0.10	10/22/2012
Boron	EPA 200.7	<0.10	mg/L	0.10	10/22/2012
Cadmium	EPA 200.7	<0.0010	mg/L	0.0010	10/22/2012
Calcium	EPA 200.7	26	mg/L	0.50	10/22/2012
Chromium	EPA 200.7	<0.0050	mg/L	0.0050	10/22/2012
Cobalt	EPA 200.7	<0.010	mg/L	0.010	10/22/2012
Copper	EPA 200.7	<0.050	mg/L	0.050	10/22/2012
Gallium	EPA 200.7	<0.10	mg/L	0.10	10/22/2012
Iron	EPA 200.7	<0.010	mg/L	0.010	10/22/2012
Lithium	EPA 200.7	<0.10	mg/L	0.10	10/22/2012
Magnesium	EPA 200.7	6.1	mg/L	0.50	10/22/2012
Manganese	EPA 200.7	0.021	mg/L	0.0050	10/22/2012
Molybdenum	EPA 200.7	0.066	mg/L	0.010	10/22/2012
Nickel	EPA 200.7	<0.010	mg/L	0.010	10/22/2012
Phosphorus	EPA 200.7	<0.50	mg/L	0.50	10/22/2012
Potassium	EPA 200.7	5.3	mg/L	0.50	10/22/2012
Scandium	EPA 200.7	<0.10	mg/L	0.10	10/22/2012
Silver	EPA 200.7	<0.0050	mg/L	0.0050	10/22/2012
Sodium	EPA 200.7	2.0	mg/L	0.50	10/22/2012
Strontium	EPA 200.7	0.83	mg/L	0.10	10/22/2012
Tin	EPA 200.7	<0.10	mg/L	0.10	10/22/2012
Titanium	EPA 200.7	<0.10	mg/L	0.10	10/22/2012
Vanadium	EPA 200.7	<0.010	mg/L	0.010	10/22/2012
Zinc	EPA 200.7	<0.010	mg/L	0.010	10/22/2012
Mercury	EPA 200.8	0.00015	mg/L	0.00010	10/22/2012
Antimony	EPA 200.8	<0.0025	mg/L	0.0025	10/22/2012
Arsenic	EPA 200.8	<0.0050	mg/L	0.0050	10/22/2012
Lead	EPA 200.8	<0.0025	mg/L	0.0025	10/22/2012
Selenium	EPA 200.8	<0.0050	mg/L	0.0050	10/22/2012

475 East Greg Street Suite #119
Sparks, NV 89431 (775) 355-0202
EPA Lab ID: NV00925 - ELAP No: 2523

1084 Lamoille Hwy
Elko, NV 89801 (775) 777-9933
EPA Lab ID: NV00926

3230 Polaris Ave #4
Las Vegas, NV 89102 (702) 475-8899
EPA Lab ID: NV00932

Customer Sample ID: Quartz Monzonite 5+ Comp Wk:16
WETLAB Sample ID: 1210284-005
Collect Date/Time: 10/11/2012 09:00
Receive Date: 10/11/2012 14:00

PROFILE II

Parameter	Method	Results	Units	Reporting Limit	Date Analyzed
Thallium	EPA 200.8	<0.0010	mg/L	0.0010	10/22/2012
Uranium	EPA 200.8	0.030	mg/L	0.0050	10/22/2012
Anions	Calculation	2.04	meq/L	0.10	
Cations	Calculation	2.02	meq/L	0.10	
Error	Calculation	<1.0	%	1.0	

Customer Sample ID: Biotite Breccia 0-5 Comp Wk:16
WETLAB Sample ID: 1210284-006
Collect Date/Time: 10/11/2012 09:00
Receive Date: 10/11/2012 14:00

PROFILE II

Parameter	Method	Results	Units	Reporting Limit	Date Analyzed
pH	SM 4500-H+ B	7.87	pH Units		10/11/2012
Trace Metals Digestion	EPA 200.2	Complete			10/19/2012
Bicarbonate (HCO3)	SM 2320B	67	mg/L	1.0	10/11/2012
Carbonate (CO3)	SM 2320B	<1.0	mg/L	1.0	10/11/2012
Hydroxide (OH)	SM 2320B	<1.0	mg/L	1.0	10/11/2012
Total Alkalinity	SM 2320B	55	mg/L as CaCO3	1.0	10/11/2012
Chloride	EPA 300.0	<1.00	mg/L	1.00	10/12/2012
Fluoride	EPA 300.0	1.7	mg/L	0.10	10/12/2012
Sulfate	EPA 300.0	18	mg/L	1.0	10/12/2012
Nitrate Nitrogen	EPA 300.0	<1.0	mg/L	1.0	10/12/2012
Nitrite Nitrogen	EPA 300.0	<0.025	mg/L	0.025	10/12/2012
Total Dissolved Solids (TDS)	SM 2540C	83	mg/L	10	10/16/2012
Aluminum	EPA 200.7	<0.045	mg/L	0.045	10/22/2012
Barium	EPA 200.7	0.063	mg/L	0.010	10/22/2012
Beryllium	EPA 200.7	<0.0010	mg/L	0.0010	10/22/2012
Bismuth	EPA 200.7	<0.10	mg/L	0.10	10/22/2012
Boron	EPA 200.7	<0.10	mg/L	0.10	10/22/2012
Cadmium	EPA 200.7	<0.0010	mg/L	0.0010	10/22/2012
Calcium	EPA 200.7	20	mg/L	0.50	10/22/2012
Chromium	EPA 200.7	<0.0050	mg/L	0.0050	10/22/2012
Cobalt	EPA 200.7	<0.010	mg/L	0.010	10/22/2012
Copper	EPA 200.7	<0.050	mg/L	0.050	10/22/2012
Gallium	EPA 200.7	<0.10	mg/L	0.10	10/22/2012
Iron	EPA 200.7	<0.010	mg/L	0.010	10/22/2012
Lithium	EPA 200.7	<0.10	mg/L	0.10	10/22/2012
Magnesium	EPA 200.7	4.1	mg/L	0.50	10/22/2012
Manganese	EPA 200.7	0.014	mg/L	0.0050	10/22/2012
Molybdenum	EPA 200.7	0.020	mg/L	0.010	10/22/2012

475 East Greg Street Suite #119
Sparks, NV 89431 (775) 355-0202
EPA Lab ID: NV00925 - ELAP No: 2523

1084 Lamoille Hwy
Elko, NV 89801 (775) 777-9933
EPA Lab ID: NV00926

3230 Polaris Ave #4
Las Vegas, NV 89102 (702) 475-8899
EPA Lab ID: NV00932

Customer Sample ID: Biotite Breccia 0-5 Comp Wk:16
WETLAB Sample ID: 1210284-006

Collect Date/Time: 10/11/2012 09:00
Receive Date: 10/11/2012 14:00

PROFILE II

Parameter	Method	Results	Units	Reporting Limit	Date Analyzed
Nickel	EPA 200.7	<0.010	mg/L	0.010	10/22/2012
Phosphorus	EPA 200.7	<0.50	mg/L	0.50	10/22/2012
Potassium	EPA 200.7	3.1	mg/L	0.50	10/22/2012
Scandium	EPA 200.7	<0.10	mg/L	0.10	10/22/2012
Silver	EPA 200.7	<0.0050	mg/L	0.0050	10/22/2012
Sodium	EPA 200.7	1.2	mg/L	0.50	10/22/2012
Strontium	EPA 200.7	0.34	mg/L	0.10	10/22/2012
Tin	EPA 200.7	<0.10	mg/L	0.10	10/22/2012
Titanium	EPA 200.7	<0.10	mg/L	0.10	10/22/2012
Vanadium	EPA 200.7	<0.010	mg/L	0.010	10/22/2012
Zinc	EPA 200.7	<0.010	mg/L	0.010	10/22/2012
Mercury	EPA 200.8	<0.00010	mg/L	0.00010	10/22/2012
Antimony	EPA 200.8	<0.0025	mg/L	0.0025	10/22/2012
Arsenic	EPA 200.8	<0.0050	mg/L	0.0050	10/22/2012
Lead	EPA 200.8	<0.0025	mg/L	0.0025	10/22/2012
Selenium	EPA 200.8	<0.0050	mg/L	0.0050	10/22/2012
Thallium	EPA 200.8	<0.0010	mg/L	0.0010	10/22/2012
Uranium	EPA 200.8	0.040	mg/L	0.0050	10/22/2012
Anions	Calculation	1.56	meq/L	0.10	
Cations	Calculation	1.47	meq/L	0.10	
Error	Calculation	3.1	%	1.0	

Customer Sample ID: K-Spar Breccia 0-5 Comp Wk:16
WETLAB Sample ID: 1210284-007

Collect Date/Time: 10/11/2012 09:00
Receive Date: 10/11/2012 14:00

PROFILE II

Parameter	Method	Results	Units	Reporting Limit	Date Analyzed
pH	SM 4500-H+ B	7.79	pH Units		10/11/2012
Trace Metals Digestion	EPA 200.2	Complete			10/19/2012
Bicarbonate (HCO3)	SM 2320B	51	mg/L	1.0	10/11/2012
Carbonate (CO3)	SM 2320B	<1.0	mg/L	1.0	10/11/2012
Hydroxide (OH)	SM 2320B	<1.0	mg/L	1.0	10/11/2012
Total Alkalinity	SM 2320B	42	mg/L as CaCO3	1.0	10/11/2012
Chloride	EPA 300.0	<1.00	mg/L	1.00	10/12/2012
Fluoride	EPA 300.0	1.6	mg/L	0.10	10/12/2012
Sulfate	EPA 300.0	44	mg/L	1.0	10/12/2012
Nitrate Nitrogen	EPA 300.0	<1.0	mg/L	1.0	10/12/2012
Nitrite Nitrogen	EPA 300.0	<0.025	mg/L	0.025	10/12/2012
Total Dissolved Solids (TDS)	SM 2540C	130	mg/L	10	10/16/2012

475 East Greg Street Suite #119
Sparks, NV 89431 (775) 355-0202
EPA Lab ID: NV00925 - ELAP No: 2523

1084 Lamoille Hwy
Elko, NV 89801 (775) 777-9933
EPA Lab ID: NV00926

3230 Polaris Ave #4
Las Vegas, NV 89102 (702) 475-8899
EPA Lab ID: NV00932

Customer Sample ID: K-Spar Breccia 0-5 Comp Wk:16
WETLAB Sample ID: 1210284-007

Collect Date/Time: 10/11/2012 09:00
Receive Date: 10/11/2012 14:00

PROFILE II

Parameter	Method	Results	Units	Reporting Limit	Date Analyzed
Aluminum	EPA 200.7	<0.045	mg/L	0.045	10/22/2012
Barium	EPA 200.7	0.096	mg/L	0.010	10/22/2012
Beryllium	EPA 200.7	<0.0010	mg/L	0.0010	10/22/2012
Bismuth	EPA 200.7	<0.10	mg/L	0.10	10/22/2012
Boron	EPA 200.7	<0.10	mg/L	0.10	10/22/2012
Cadmium	EPA 200.7	<0.0010	mg/L	0.0010	10/22/2012
Calcium	EPA 200.7	25	mg/L	0.50	10/22/2012
Chromium	EPA 200.7	<0.0050	mg/L	0.0050	10/22/2012
Cobalt	EPA 200.7	<0.010	mg/L	0.010	10/22/2012
Copper	EPA 200.7	0.075	mg/L	0.050	10/22/2012
Gallium	EPA 200.7	<0.10	mg/L	0.10	10/22/2012
Iron	EPA 200.7	0.010	mg/L	0.010	10/22/2012
Lithium	EPA 200.7	<0.10	mg/L	0.10	10/22/2012
Magnesium	EPA 200.7	4.6	mg/L	0.50	10/22/2012
Manganese	EPA 200.7	0.015	mg/L	0.0050	10/22/2012
Molybdenum	EPA 200.7	0.054	mg/L	0.010	10/22/2012
Nickel	EPA 200.7	<0.010	mg/L	0.010	10/22/2012
Phosphorus	EPA 200.7	<0.50	mg/L	0.50	10/22/2012
Potassium	EPA 200.7	3.2	mg/L	0.50	10/22/2012
Scandium	EPA 200.7	<0.10	mg/L	0.10	10/22/2012
Silver	EPA 200.7	<0.0050	mg/L	0.0050	10/22/2012
Sodium	EPA 200.7	2.7	mg/L	0.50	10/22/2012
Strontium	EPA 200.7	0.51	mg/L	0.10	10/22/2012
Tin	EPA 200.7	<0.10	mg/L	0.10	10/22/2012
Titanium	EPA 200.7	<0.10	mg/L	0.10	10/22/2012
Vanadium	EPA 200.7	<0.010	mg/L	0.010	10/22/2012
Zinc	EPA 200.7	<0.010	mg/L	0.010	10/22/2012
Mercury	EPA 200.8	<0.00010	mg/L	0.00010	10/22/2012
Antimony	EPA 200.8	<0.0025	mg/L	0.0025	10/22/2012
Arsenic	EPA 200.8	<0.0050	mg/L	0.0050	10/22/2012
Lead	EPA 200.8	<0.0025	mg/L	0.0025	10/22/2012
Selenium	EPA 200.8	<0.0050	mg/L	0.0050	10/22/2012
Thallium	EPA 200.8	<0.0010	mg/L	0.0010	10/22/2012
Uranium	EPA 200.8	0.034	mg/L	0.0050	10/22/2012
Anions	Calculation	1.84	meq/L	0.10	
Cations	Calculation	1.83	meq/L	0.10	
Error	Calculation	<1.0	%	1.0	

475 East Greg Street Suite #119
Sparks, NV 89431 (775) 355-0202
EPA Lab ID: NV00925 - ELAP No: 2523

1084 Lamoille Hwy
Elko, NV 89801 (775) 777-9933
EPA Lab ID: NV00926

3230 Polaris Ave #4
Las Vegas, NV 89102 (702) 475-8899
EPA Lab ID: NV00932

Customer Sample ID: Quartz Monzonite 0-5 Comp Wk:16
WETLAB Sample ID: 1210284-008

Collect Date/Time: 10/11/2012 09:00
Receive Date: 10/11/2012 14:00

PROFILE II

Parameter	Method	Results	Units	Reporting Limit	Date Analyzed
pH	SM 4500-H+ B	7.94	pH Units		10/11/2012
Trace Metals Digestion	EPA 200.2	Complete			10/19/2012
Bicarbonate (HCO3)	SM 2320B	77	mg/L	1.0	10/11/2012
Carbonate (CO3)	SM 2320B	<1.0	mg/L	1.0	10/11/2012
Hydroxide (OH)	SM 2320B	<1.0	mg/L	1.0	10/11/2012
Total Alkalinity	SM 2320B	63	mg/L as CaCO3	1.0	10/11/2012
Chloride	EPA 300.0	<1.00	mg/L	1.00	10/12/2012
Fluoride	EPA 300.0	1.7	mg/L	0.10	10/12/2012
Sulfate	EPA 300.0	16	mg/L	1.0	10/12/2012
Nitrate Nitrogen	EPA 300.0	<1.0	mg/L	1.0	10/12/2012
Nitrite Nitrogen	EPA 300.0	<0.025	mg/L	0.025	10/12/2012
Total Dissolved Solids (TDS)	SM 2540C	100	mg/L	10	10/16/2012
Aluminum	EPA 200.7	<0.045	mg/L	0.045	10/22/2012
Barium	EPA 200.7	0.12	mg/L	0.010	10/22/2012
Beryllium	EPA 200.7	<0.0010	mg/L	0.0010	10/22/2012
Bismuth	EPA 200.7	<0.10	mg/L	0.10	10/22/2012
Boron	EPA 200.7	<0.10	mg/L	0.10	10/22/2012
Cadmium	EPA 200.7	<0.0010	mg/L	0.0010	10/22/2012
Calcium	EPA 200.7	23	mg/L	0.50	10/22/2012
Chromium	EPA 200.7	<0.0050	mg/L	0.0050	10/22/2012
Cobalt	EPA 200.7	<0.010	mg/L	0.010	10/22/2012
Copper	EPA 200.7	<0.050	mg/L	0.050	10/22/2012
Gallium	EPA 200.7	<0.10	mg/L	0.10	10/22/2012
Iron	EPA 200.7	<0.010	mg/L	0.010	10/22/2012
Lithium	EPA 200.7	<0.10	mg/L	0.10	10/22/2012
Magnesium	EPA 200.7	4.0	mg/L	0.50	10/22/2012
Manganese	EPA 200.7	0.013	mg/L	0.0050	10/22/2012
Molybdenum	EPA 200.7	<0.010	mg/L	0.010	10/22/2012
Nickel	EPA 200.7	<0.010	mg/L	0.010	10/22/2012
Phosphorus	EPA 200.7	<0.50	mg/L	0.50	10/22/2012
Potassium	EPA 200.7	3.4	mg/L	0.50	10/22/2012
Scandium	EPA 200.7	<0.10	mg/L	0.10	10/22/2012
Silver	EPA 200.7	<0.0050	mg/L	0.0050	10/22/2012
Sodium	EPA 200.7	1.4	mg/L	0.50	10/22/2012
Strontium	EPA 200.7	0.40	mg/L	0.10	10/22/2012
Tin	EPA 200.7	<0.10	mg/L	0.10	10/22/2012
Titanium	EPA 200.7	<0.10	mg/L	0.10	10/22/2012
Vanadium	EPA 200.7	<0.010	mg/L	0.010	10/22/2012

475 East Greg Street Suite #119
Sparks, NV 89431 (775) 355-0202
EPA Lab ID: NV00925 - ELAP No: 2523

1084 Lamoille Hwy
Elko, NV 89801 (775) 777-9933
EPA Lab ID: NV00926

3230 Polaris Ave #4
Las Vegas, NV 89102 (702) 475-8899
EPA Lab ID: NV00932

Customer Sample ID: Quartz Monzonite 0-5 Comp Wk:16
WETLAB Sample ID: 1210284-008

Collect Date/Time: 10/11/2012 09:00
Receive Date: 10/11/2012 14:00

PROFILE II

Parameter	Method	Results	Units	Reporting Limit	Date Analyzed
Zinc	EPA 200.7	<0.010	mg/L	0.010	10/22/2012
Mercury	EPA 200.8	<0.00010	mg/L	0.00010	10/22/2012
Antimony	EPA 200.8	<0.0025	mg/L	0.0025	10/22/2012
Arsenic	EPA 200.8	<0.0050	mg/L	0.0050	10/22/2012
Lead	EPA 200.8	<0.0025	mg/L	0.0025	10/22/2012
Selenium	EPA 200.8	<0.0050	mg/L	0.0050	10/22/2012
Thallium	EPA 200.8	<0.0010	mg/L	0.0010	10/22/2012
Uranium	EPA 200.8	0.032	mg/L	0.0050	10/22/2012
Anions	Calculation	1.68	meq/L	0.10	
Cations	Calculation	1.63	meq/L	0.10	
Error	Calculation	1.8	%	1.0	

475 East Greg Street Suite #119
Sparks, NV 89431 (775) 355-0202
EPA Lab ID: NV00925 - ELAP No: 2523

1084 Lamoille Hwy
Elko, NV 89801 (775) 777-9933
EPA Lab ID: NV00926

3230 Polaris Ave #4
Las Vegas, NV 89102 (702) 475-8899
EPA Lab ID: NV00932

Western Environmental Testing Laboratory
QC Report

QCBatchID	QCType	Parameter	Method	Result	Units
QC12100544	Blank 1	Fluoride	EPA 300.0	<0.10	mg/L
QC12100544	Blank 2	Fluoride	EPA 300.0	<0.10	mg/L
QC12100544	Blank 3	Fluoride	EPA 300.0	<0.10	mg/L
QC12100547	Blank 1	Chloride	EPA 300.0	<1.0	mg/L
QC12100547	Blank 2	Chloride	EPA 300.0	<1.0	mg/L
QC12100547	Blank 3	Chloride	EPA 300.0	<1.0	mg/L
QC12100550	Blank 1	Nitrite Nitrogen	EPA 300.0	<0.025	mg/L
QC12100550	Blank 2	Nitrite Nitrogen	EPA 300.0	<0.025	mg/L
QC12100550	Blank 3	Nitrite Nitrogen	EPA 300.0	<0.025	mg/L
QC12100553	Blank 1	Nitrate Nitrogen	EPA 300.0	<1.0	mg/L
QC12100553	Blank 2	Nitrate Nitrogen	EPA 300.0	<1.0	mg/L
QC12100553	Blank 3	Nitrate Nitrogen	EPA 300.0	<1.0	mg/L
QC12100556	Blank 1	Sulfate	EPA 300.0	<1.0	mg/L
QC12100556	Blank 2	Sulfate	EPA 300.0	<1.0	mg/L
QC12100556	Blank 3	Sulfate	EPA 300.0	<1.0	mg/L
QC12100724	Blank 1	Total Dissolved Solids (TDS)	SM 2540C	<10	mg/L
QC12100724	Blank 2	Total Dissolved Solids (TDS)	SM 2540C	<10	mg/L
QC12100724	Blank 3	Total Dissolved Solids (TDS)	SM 2540C	<10	mg/L
QC12100837	Blank 1	Uranium, Dissolved	EPA 200.8	<0.0050	mg/L
		Mercury, Dissolved	EPA 200.8	<0.00010	mg/L
		Antimony, Dissolved	EPA 200.8	<0.0025	mg/L
		Arsenic, Dissolved	EPA 200.8	<0.0050	mg/L
		Lead, Dissolved	EPA 200.8	<0.0025	mg/L
		Selenium, Dissolved	EPA 200.8	<0.0050	mg/L
		Thallium, Dissolved	EPA 200.8	<0.0010	mg/L
QC12100838	Blank 1	Mercury	EPA 200.8	<0.00010	mg/L
		Antimony	EPA 200.8	<0.0025	mg/L
		Arsenic	EPA 200.8	<0.0050	mg/L
		Lead	EPA 200.8	<0.0025	mg/L
		Selenium	EPA 200.8	<0.0050	mg/L
		Thallium	EPA 200.8	<0.0010	mg/L
		Uranium	EPA 200.8	<0.0050	mg/L
QC12100859	Blank 1	Aluminum, Dissolved	EPA 200.7	<0.045	mg/L
		Barium, Dissolved	EPA 200.7	<0.010	mg/L
		Beryllium, Dissolved	EPA 200.7	<0.0010	mg/L
		Bismuth, Dissolved	EPA 200.7	<0.10	mg/L
		Boron, Dissolved	EPA 200.7	<0.10	mg/L
		Cadmium, Dissolved	EPA 200.7	<0.0010	mg/L
		Calcium, Dissolved	EPA 200.7	<0.50	mg/L
		Chromium, Dissolved	EPA 200.7	<0.0050	mg/L
		Cobalt, Dissolved	EPA 200.7	<0.010	mg/L
		Copper, Dissolved	EPA 200.7	<0.050	mg/L
		Gallium, Dissolved	EPA 200.7	<0.10	mg/L
		Iron, Dissolved	EPA 200.7	<0.010	mg/L
		Lithium, Dissolved	EPA 200.7	<0.10	mg/L
		Magnesium, Dissolved	EPA 200.7	<0.50	mg/L
		Manganese, Dissolved	EPA 200.7	<0.0050	mg/L

475 East Greg Street Suite #119
Sparks, NV 89431 (775) 355-0202
EPA Lab ID: NV00925 - ELAP No: 2523

1084 Lamoille Hwy
Elko, NV 89801 (775) 777-9933
EPA Lab ID: NV00926

3230 Polaris Ave #4
Las Vegas, NV 89102 (702) 475-8899
EPA Lab ID: NV00932

QCBatchID	QCType	Parameter	Method	Result	Units
		Molybdenum, Dissolved	EPA 200.7	<0.010	mg/L
		Nickel, Dissolved	EPA 200.7	<0.010	mg/L
		Phosphorus, Dissolved	EPA 200.7	<0.50	mg/L
		Potassium, Dissolved	EPA 200.7	<0.50	mg/L
		Scandium, Dissolved	EPA 200.7	<0.10	mg/L
		Silver, Dissolved	EPA 200.7	<0.0050	mg/L
		Sodium, Dissolved	EPA 200.7	<0.50	mg/L
		Strontium, Dissolved	EPA 200.7	<0.10	mg/L
		Tin, Dissolved	EPA 200.7	<0.10	mg/L
		Titanium, Dissolved	EPA 200.7	<0.10	mg/L
		Vanadium, Dissolved	EPA 200.7	<0.010	mg/L
		Zinc, Dissolved	EPA 200.7	<0.010	mg/L
QC12100860	Blank 1	Aluminum	EPA 200.7	<0.045	mg/L
		Barium	EPA 200.7	<0.010	mg/L
		Beryllium	EPA 200.7	<0.0010	mg/L
		Bismuth	EPA 200.7	<0.10	mg/L
		Boron	EPA 200.7	<0.10	mg/L
		Cadmium	EPA 200.7	<0.0010	mg/L
		Calcium	EPA 200.7	<0.50	mg/L
		Chromium	EPA 200.7	<0.0050	mg/L
		Cobalt	EPA 200.7	<0.010	mg/L
		Copper	EPA 200.7	<0.050	mg/L
		Gallium	EPA 200.7	<0.10	mg/L
		Iron	EPA 200.7	<0.010	mg/L
		Lithium	EPA 200.7	<0.10	mg/L
		Magnesium	EPA 200.7	<0.50	mg/L
		Manganese	EPA 200.7	<0.0050	mg/L
		Molybdenum	EPA 200.7	<0.010	mg/L
		Nickel	EPA 200.7	<0.010	mg/L
		Phosphorus	EPA 200.7	<0.50	mg/L
		Potassium	EPA 200.7	<0.50	mg/L
		Scandium	EPA 200.7	<0.10	mg/L
		Silver	EPA 200.7	<0.0050	mg/L
		Sodium	EPA 200.7	<0.50	mg/L
		Strontium	EPA 200.7	<0.10	mg/L
		Tin	EPA 200.7	<0.10	mg/L
		Titanium	EPA 200.7	<0.10	mg/L
		Vanadium	EPA 200.7	<0.010	mg/L
		Zinc	EPA 200.7	<0.010	mg/L

QCBatchID	QCType	Parameter	Method	Result	Actual	% Recovery	Units
QC12100493	LCS 1	pH	SM 4500-H+ B	7.02	7.00	100	pH Units
QC12100493	LCS 2	pH	SM 4500-H+ B	7.03	7.00	100	pH Units
QC12100493	LCS 3	pH	SM 4500-H+ B	7.04	7.00	101	pH Units
QC12100493	LCS 4	pH	SM 4500-H+ B	7.01	7.00	100	pH Units
QC12100493	LCS 5	pH	SM 4500-H+ B	7.01	7.00	100	pH Units
QC12100497	LCS 1	Alkalinity	SM 2320B	99.4	100	99	mg/L
QC12100497	LCS 2	Alkalinity	SM 2320B	98.5	100	98	mg/L
QC12100497	LCS 3	Alkalinity	SM 2320B	99.7	100	100	mg/L
QC12100497	LCS 4	Alkalinity	SM 2320B	98.6	100	99	mg/L
QC12100544	LCS 1	Fluoride	EPA 300.0	2.00	2.00	100	mg/L
QC12100547	LCS 1	Chloride	EPA 300.0	11.0	10.0	110	mg/L
QC12100550	LCS 1	Nitrite Nitrogen	EPA 300.0	0.531	0.500	106	mg/L

475 East Greg Street Suite #119
Sparks, NV 89431 (775) 355-0202
EPA Lab ID: NV00925 - ELAP No: 2523

1084 Lamoille Hwy
Elko, NV 89801 (775) 777-9933
EPA Lab ID: NV00926

3230 Polaris Ave #4
Las Vegas, NV 89102 (702) 475-8899
EPA Lab ID: NV00932

QCBatchID	QCType	Parameter	Method	Result	Actual	% Recovery	Units
QC12100553	LCS 1	Nitrate Nitrogen	EPA 300.0	2.10	2.00	105	mg/L
QC12100556	LCS 1	Sulfate	EPA 300.0	25.2	25.0	101	mg/L
QC12100724	LCS 1	Total Dissolved Solids (TDS)	SM 2540C	147	150	98	mg/L
QC12100724	LCS 2	Total Dissolved Solids (TDS)	SM 2540C	145	150	97	mg/L
QC12100724	LCS 3	Total Dissolved Solids (TDS)	SM 2540C	141	150	94	mg/L
QC12100837	LCS 1	Mercury	EPA 200.8	0.000925	0.001	92	mg/L
		Antimony	EPA 200.8	0.0093	0.010	93	mg/L
		Arsenic	EPA 200.8	0.0509	0.050	102	mg/L
		Lead	EPA 200.8	0.0096	0.010	96	mg/L
		Selenium	EPA 200.8	0.0465	0.050	93	mg/L
		Thallium	EPA 200.8	0.0095	0.010	96	mg/L
		Uranium	EPA 200.8	0.0092	0.010	92	mg/L
QC12100838	LCS 1	Mercury	EPA 200.8	0.000925	0.001	92	mg/L
		Antimony	EPA 200.8	0.0093	0.010	93	mg/L
		Arsenic	EPA 200.8	0.0509	0.050	102	mg/L
		Lead	EPA 200.8	0.0096	0.010	96	mg/L
		Selenium	EPA 200.8	0.0465	0.050	93	mg/L
		Thallium	EPA 200.8	0.0095	0.010	96	mg/L
		Uranium	EPA 200.8	0.0092	0.010	92	mg/L
QC12100859	LCS 1	Aluminum	EPA 200.7	0.949	1.00	95	mg/L
		Barium	EPA 200.7	0.945	1.00	94	mg/L
		Beryllium	EPA 200.7	0.971	1.00	97	mg/L
		Bismuth	EPA 200.7	0.960	1.00	96	mg/L
		Boron	EPA 200.7	0.907	1.00	91	mg/L
		Cadmium	EPA 200.7	0.953	1.00	95	mg/L
		Calcium	EPA 200.7	9.61	10.0	96	mg/L
		Chromium	EPA 200.7	0.940	1.00	94	mg/L
		Cobalt	EPA 200.7	0.952	1.00	95	mg/L
		Copper	EPA 200.7	4.67	5.00	93	mg/L
		Gallium	EPA 200.7	0.963	1.00	96	mg/L
		Iron	EPA 200.7	0.934	1.00	93	mg/L
		Lithium	EPA 200.7	0.970	1.00	97	mg/L
		Magnesium	EPA 200.7	9.18	10.0	92	mg/L
		Manganese	EPA 200.7	0.962	1.00	96	mg/L
		Molybdenum	EPA 200.7	0.947	1.00	95	mg/L
		Nickel	EPA 200.7	4.70	5.00	94	mg/L
		Phosphorus	EPA 200.7	4.76	5.00	95	mg/L
		Potassium	EPA 200.7	9.75	10.0	98	mg/L
		Scandium	EPA 200.7	0.943	1.00	94	mg/L
		Silver	EPA 200.7	0.086	0.090	96	mg/L
		Sodium	EPA 200.7	10.1	10.0	101	mg/L
		Strontium	EPA 200.7	1.03	1.00	103	mg/L
		Tin	EPA 200.7	0.948	1.00	95	mg/L
		Titanium	EPA 200.7	0.952	1.00	95	mg/L
		Vanadium	EPA 200.7	0.940	1.00	94	mg/L
		Zinc	EPA 200.7	0.965	1.00	96	mg/L
QC12100860	LCS 1	Aluminum	EPA 200.7	0.949	1.00	95	mg/L
		Barium	EPA 200.7	0.945	1.00	94	mg/L
		Beryllium	EPA 200.7	0.971	1.00	97	mg/L
		Bismuth	EPA 200.7	0.960	1.00	96	mg/L
		Boron	EPA 200.7	0.907	1.00	91	mg/L
		Cadmium	EPA 200.7	0.953	1.00	95	mg/L
		Calcium	EPA 200.7	9.61	10.0	96	mg/L

475 East Greg Street Suite #119
Sparks, NV 89431 (775) 355-0202
EPA Lab ID: NV00925 - ELAP No: 2523

1084 Lamoille Hwy
Elko, NV 89801 (775) 777-9933
EPA Lab ID: NV00926

3230 Polaris Ave #4
Las Vegas, NV 89102 (702) 475-8899
EPA Lab ID: NV00932

QCBatchID	QCType	Parameter	Method	Result	Actual	% Recovery	Units
		Chromium	EPA 200.7	0.940	1.00	94	mg/L
		Cobalt	EPA 200.7	0.952	1.00	95	mg/L
		Copper	EPA 200.7	4.67	5.00	93	mg/L
		Gallium	EPA 200.7	0.963	1.00	96	mg/L
		Iron	EPA 200.7	0.934	1.00	93	mg/L
		Lithium	EPA 200.7	0.970	1.00	97	mg/L
		Magnesium	EPA 200.7	9.18	10.0	92	mg/L
		Manganese	EPA 200.7	0.962	1.00	96	mg/L
		Molybdenum	EPA 200.7	0.947	1.00	95	mg/L
		Nickel	EPA 200.7	4.70	5.00	94	mg/L
		Phosphorus	EPA 200.7	4.76	5.00	95	mg/L
		Potassium	EPA 200.7	9.75	10.0	98	mg/L
		Scandium	EPA 200.7	0.943	1.00	94	mg/L
		Silver	EPA 200.7	0.086	0.090	96	mg/L
		Sodium	EPA 200.7	10.1	10.0	101	mg/L
		Strontium	EPA 200.7	1.03	1.00	103	mg/L
		Tin	EPA 200.7	0.948	1.00	95	mg/L
		Titanium	EPA 200.7	0.952	1.00	95	mg/L
		Vanadium	EPA 200.7	0.940	1.00	94	mg/L
		Zinc	EPA 200.7	0.965	1.00	96	mg/L

QCBatchID	QCType	Parameter	Method	Duplicate Sample	Sample Result	Duplicate Result	Units	RPD
QC12100493	Duplicate	pH	SM 4500-H+ B	1210260-001	7.50	7.54	pH Units	1 %
QC12100493	Duplicate	pH	SM 4500-H+ B	1210265-001	7.60	7.62	pH Units	<1%
QC12100493	Duplicate	pH	SM 4500-H+ B	1210265-002	6.99	7.07	pH Units	1 %
QC12100493	Duplicate	pH	SM 4500-H+ B	1210266-004	7.97	8.01	pH Units	1 %
QC12100493	Duplicate	pH	SM 4500-H+ B	1210282-001	8.21	8.28	pH Units	1 %
QC12100493	Duplicate	pH	SM 4500-H+ B	1210284-001	7.81	7.88	pH Units	1 %
QC12100493	Duplicate	pH	SM 4500-H+ B	1210286-003	8.95	8.98	pH Units	<1%
QC12100493	Duplicate	pH	SM 4500-H+ B	1210296-001	7.87	7.97	pH Units	<1%
QC12100497	Duplicate	Bicarbonate (HCO3)	SM 2320B	1210260-001	214	212	mg/L	1 %
		Carbonate (CO3)	SM 2320B	1210260-001	<1.000	<1.000	mg/L	<1%
		Hydroxide (OH)	SM 2320B	1210260-001	<1.000	<1.000	mg/L	<1%
		Total Alkalinity	SM 2320B	1210260-001	175	174	mg/L as CaCO3	1 %
QC12100497	Duplicate	Bicarbonate (HCO3)	SM 2320B	1210265-001	123	121	mg/L	1 %
		Carbonate (CO3)	SM 2320B	1210265-001	<1.000	<1.000	mg/L	<1%
		Hydroxide (OH)	SM 2320B	1210265-001	<1.000	<1.000	mg/L	<1%
		Total Alkalinity	SM 2320B	1210265-001	101	99.6	mg/L as CaCO3	1 %
QC12100497	Duplicate	Bicarbonate (HCO3)	SM 2320B	1210265-002	348	350	mg/L	1 %
		Carbonate (CO3)	SM 2320B	1210265-002	<1.000	<1.000	mg/L	<1%
		Hydroxide (OH)	SM 2320B	1210265-002	<1.000	<1.000	mg/L	<1%
		Total Alkalinity	SM 2320B	1210265-002	286	287	mg/L as CaCO3	1 %
QC12100497	Duplicate	Bicarbonate (HCO3)	SM 2320B	1210266-004	20.7	19.6	mg/L	5 %
		Carbonate (CO3)	SM 2320B	1210266-004	<1.000	<1.000	mg/L	<1%
		Hydroxide (OH)	SM 2320B	1210266-004	<1.000	<1.000	mg/L	<1%
		Total Alkalinity	SM 2320B	1210266-004	16.9	16.0	mg/L as CaCO3	5 %

475 East Greg Street Suite #119
Sparks, NV 89431 (775) 355-0202
EPA Lab ID: NV00925 - ELAP No: 2523

1084 Lamoille Hwy
Elko, NV 89801 (775) 777-9933
EPA Lab ID: NV00926

3230 Polaris Ave #4
Las Vegas, NV 89102 (702) 475-8899
EPA Lab ID: NV00932

QCBatchID	QCType	Parameter	Method	Duplicate Sample	Sample Result	Duplicate Result		Units	RPD
QC12100497	Duplicate	Bicarbonate (HCO3)	SM 2320B	1210282-001	142	143		mg/L	1 %
		Carbonate (CO3)	SM 2320B	1210282-001	<1.000	<1.000		mg/L	<1%
		Hydroxide (OH)	SM 2320B	1210282-001	<1.000	<1.000		mg/L	<1%
		Total Alkalinity	SM 2320B	1210282-001	116	117		mg/L as CaCO3	1 %
QC12100497	Duplicate	Bicarbonate (HCO3)	SM 2320B	1210284-001	71.5	70.2		mg/L	2 %
		Carbonate (CO3)	SM 2320B	1210284-001	<1.000	<1.000		mg/L	<1%
		Hydroxide (OH)	SM 2320B	1210284-001	<1.000	<1.000		mg/L	<1%
		Total Alkalinity	SM 2320B	1210284-001	58.6	57.6		mg/L as CaCO3	2 %
QC12100497	Duplicate	Bicarbonate (HCO3)	SM 2320B	1210286-003	85.8	84.8		mg/L	1 %
		Carbonate (CO3)	SM 2320B	1210286-003	14.2	15.1		mg/L	6 %
		Hydroxide (OH)	SM 2320B	1210286-003	<1.000	<1.000		mg/L	<1%
		Total Alkalinity	SM 2320B	1210286-003	94.0	94.6		mg/L as CaCO3	1 %
QC12100497	Duplicate	Bicarbonate (HCO3)	SM 2320B	1210296-001	117	118		mg/L	2 %
		Carbonate (CO3)	SM 2320B	1210296-001	<1.000	<1.000		mg/L	<1%
		Hydroxide (OH)	SM 2320B	1210296-001	<1.000	<1.000		mg/L	<1%
		Total Alkalinity	SM 2320B	1210296-001	96.0	96.4		mg/L as CaCO3	2 %
QC12100724	Duplicate	Total Dissolved Solids (TDS)	SM 2540C	1210266-001	21300	19200	Q	mg/L	10 %
QC12100724	Duplicate	Total Dissolved Solids (TDS)	SM 2540C	1210284-001	100	92.0	HT	mg/L	7 %
QC12100724	Duplicate	Total Dissolved Solids (TDS)	SM 2540C	1210286-002	126	117		mg/L	7 %
QC12100724	Duplicate	Total Dissolved Solids (TDS)	SM 2540C	1210292-008	32.0	38.0		mg/L	17 %
QC12100724	Duplicate	Total Dissolved Solids (TDS)	SM 2540C	1210324-001	3064	3100		mg/L	1 %

QCBatchID	QCType	Parameter	Method	Spike Sample	Sample Result	MS Result	MSD Result	Spike Value	Units	MS % Rec.	MSD % Rec.	RPD
QC12100544	MS 1	Fluoride	EPA 300.0	1210284-001	1.48	3.20	3.22	2.00	mg/L	86	87	1 %
QC12100544	MS 2	Fluoride	EPA 300.0	1210286-002	0.233	2.20	2.26	2.00	mg/L	99	101	3 %
QC12100547	MS 1	Chloride	EPA 300.0	1210284-001	<1.000	5.25	5.42	5.00	mg/L	104	107	3 %
QC12100547	MS 2	Chloride	EPA 300.0	1210286-002	<1.000	5.51	5.62	5.00	mg/L	109	111	2 %
QC12100550	MS 1	Nitrite Nitrogen	EPA 300.0	1210284-001	<0.025	0.518	0.535	0.500	mg/L	102	106	3 %
QC12100550	MS 2	Nitrite Nitrogen	EPA 300.0	1210286-002	<0.025	0.502	0.513	0.500	mg/L	98	100	2 %
QC12100553	MS 1	Nitrate Nitrogen	EPA 300.0	1210284-001	<1.000	2.06	2.12	2.00	mg/L	101	104	3 %
QC12100553	MS 2	Nitrate Nitrogen	EPA 300.0	1210286-002	<1.000	2.18	2.22	2.00	mg/L	107	109	2 %
QC12100556	MS 1	Sulfate	EPA 300.0	1210284-001	17.3	26.6	26.8	10.0	mg/L	92	95	1 %
QC12100556	MS 2	Sulfate	EPA 300.0	1210286-002	13.6	23.4	23.6	10.0	mg/L	99	101	1 %
QC12100837	MS 1	Uranium, Dissolved	EPA 200.8	1210411-001	0.0085	0.0176	0.0180	0.010	mg/L	91	95	2 %
		Mercury, Dissolved	EPA 200.8	1210411-001	0.000166	0.001028	0.001027	0.001	mg/L	86	86	<1%
		Antimony, Dissolved	EPA 200.8	1210411-001	<0.0025	0.0092	0.0092	0.010	mg/L	91	91	<1%
		Arsenic, Dissolved	EPA 200.8	1210411-001	0.0201	0.0704	0.0703	0.050	mg/L	100	100	<1%
		Lead, Dissolved	EPA 200.8	1210411-001	<0.0025	0.0088	0.0090	0.010	mg/L	87	89	2 %
		Selenium, Dissolved	EPA 200.8	1210411-001	<0.0050	0.0495	0.0503	0.050	mg/L	94	96	2 %
		Thallium, Dissolved	EPA 200.8	1210411-001	<0.0010	0.0089	0.0090	0.010	mg/L	88	89	1 %
QC12100838	MS 1	Mercury	EPA 200.8	1210335-001	0.025400	0.026100	0.025700	0.001	mg/L	70	30	2 %
		Antimony	EPA 200.8	1210335-001	<0.0025	0.0114	0.0114	0.010	mg/L	92	91	<1%
		Arsenic	EPA 200.8	1210335-001	0.2830	0.3263	0.3257	0.050	mg/L	87	86	<1%
		Lead	EPA 200.8	1210335-001	<0.0025	0.0087	0.0087	0.010	mg/L	84	85	<1%
		Selenium	EPA 200.8	1210335-001	0.0059	0.0442	0.0439	0.050	mg/L	77	76	1 %
		Thallium	EPA 200.8	1210335-001	<0.0010	0.0085	0.0085	0.010	mg/L	84	84	<1%

475 East Greg Street Suite #119
Sparks, NV 89431 (775) 355-0202
EPA Lab ID: NV00925 - ELAP No: 2523

1084 Lamoille Hwy
Elko, NV 89801 (775) 777-9933
EPA Lab ID: NV00926

3230 Polaris Ave #4
Las Vegas, NV 89102 (702) 475-8899
EPA Lab ID: NV00932

QCBatchID	QCType	Parameter	Method	Spike Sample	Sample Result		MS Result	MSD Result	Spike Value	Units	MS % Rec.	MSD % Rec.	RPD
		Uranium	EPA 200.8	1210335-001	<0.0050		0.0093	0.0093	0.010	mg/L	93	93	<1%
QC12100859	MS 1	Aluminum, Dissolved	EPA 200.7	1210411-001	<0.045		1.02	1.02	1.00	mg/L	100	100	<1%
		Barium, Dissolved	EPA 200.7	1210411-001	0.035		0.923	0.928	1.00	mg/L	89	89	1 %
		Beryllium, Dissolved	EPA 200.7	1210411-001	<0.001		0.923	0.931	1.00	mg/L	92	93	1 %
		Bismuth, Dissolved	EPA 200.7	1210411-001	<0.100		0.938	0.948	1.00	mg/L	96	97	1 %
		Boron, Dissolved	EPA 200.7	1210411-001	0.118		1.07	1.07	1.00	mg/L	95	95	<1%
		Cadmium, Dissolved	EPA 200.7	1210411-001	<0.001		0.863	0.877	1.00	mg/L	87	88	2 %
		Calcium, Dissolved	EPA 200.7	1210411-001	143	SC	148	149	10.0	mg/L	NC	NC	NC
		Chromium, Dissolved	EPA 200.7	1210411-001	<0.005		0.894	0.896	1.00	mg/L	89	90	<1%
		Cobalt, Dissolved	EPA 200.7	1210411-001	0.344	M	0.986	0.986	1.00	mg/L	NC	NC	NC
		Copper, Dissolved	EPA 200.7	1210411-001	<0.050		4.45	4.42	5.00	mg/L	89	88	1 %
		Gallium, Dissolved	EPA 200.7	1210411-001	<0.100		1.00	0.989	1.00	mg/L	100	99	1 %
		Iron, Dissolved	EPA 200.7	1210411-001	0.014		0.915	0.922	1.00	mg/L	90	91	1 %
		Lithium, Dissolved	EPA 200.7	1210411-001	<0.100		0.984	0.967	1.00	mg/L	96	94	2 %
		Magnesium, Dissolved	EPA 200.7	1210411-001	65.9	SC	69.8	69.7	10.0	mg/L	NC	NC	NC
		Manganese, Dissolved	EPA 200.7	1210411-001	<0.005		0.864	0.868	1.00	mg/L	91	92	<1%
		Molybdenum, Dissolved	EPA 200.7	1210411-001	<0.010		0.926	0.941	1.00	mg/L	92	93	2 %
		Nickel, Dissolved	EPA 200.7	1210411-001	<0.010		4.03	4.06	5.00	mg/L	80	81	1 %
		Phosphorus, Dissolved	EPA 200.7	1210411-001	<0.500		4.76	4.84	5.00	mg/L	94	96	2 %
		Potassium, Dissolved	EPA 200.7	1210411-001	9.80		19.4	19.0	10.0	mg/L	96	92	2 %
		Scandium, Dissolved	EPA 200.7	1210411-001	<0.100		0.929	0.926	1.00	mg/L	93	93	<1%
		Silver, Dissolved	EPA 200.7	1210411-001	<0.005		0.085	0.085	0.090	mg/L	95	95	<1%
		Sodium, Dissolved	EPA 200.7	1210411-001	45.0		53.5	51.3	10.0	mg/L	85	63	4 %
		Strontium, Dissolved	EPA 200.7	1210411-001	0.701		1.66	1.60	1.00	mg/L	96	90	4 %
		Tin, Dissolved	EPA 200.7	1210411-001	<0.100		0.859	0.885	1.00	mg/L	91	93	3 %
		Titanium, Dissolved	EPA 200.7	1210411-001	<0.100		0.944	0.948	1.00	mg/L	94	95	<1%
		Vanadium, Dissolved	EPA 200.7	1210411-001	0.046		0.972	0.973	1.00	mg/L	93	93	<1%
		Zinc, Dissolved	EPA 200.7	1210411-001	<0.010		0.819	0.844	1.00	mg/L	82	84	3 %
QC12100860	MS 1	Aluminum	EPA 200.7	1210335-001	0.094		1.12	1.11	1.00	mg/L	103	102	1 %
		Barium	EPA 200.7	1210335-001	<0.010		0.922	0.916	1.00	mg/L	92	91	1 %
		Beryllium	EPA 200.7	1210335-001	<0.001		0.982	0.976	1.00	mg/L	98	98	1 %
		Bismuth	EPA 200.7	1210335-001	<0.100		0.965	0.956	1.00	mg/L	97	96	1 %
		Boron	EPA 200.7	1210335-001	0.506		1.44	1.46	1.00	mg/L	93	95	1 %
		Cadmium	EPA 200.7	1210335-001	0.003		0.922	0.915	1.00	mg/L	92	91	1 %
		Calcium	EPA 200.7	1210335-001	59.7		67.0	68.5	10.0	mg/L	73	88	2 %
		Chromium	EPA 200.7	1210335-001	0.010		0.929	0.922	1.00	mg/L	92	91	1 %
		Cobalt	EPA 200.7	1210335-001	0.012		0.922	0.914	1.00	mg/L	91	90	1 %
		Copper	EPA 200.7	1210335-001	1.64		6.54	6.58	5.00	mg/L	98	99	1 %
		Gallium	EPA 200.7	1210335-001	<0.100		0.973	0.964	1.00	mg/L	97	96	1 %
		Iron	EPA 200.7	1210335-001	0.588		1.44	1.44	1.00	mg/L	85	85	<1%
		Lithium	EPA 200.7	1210335-001	<0.100		0.882	0.874	1.00	mg/L	88	87	1 %
		Magnesium	EPA 200.7	1210335-001	<0.500		9.20	9.10	10.0	mg/L	92	91	1 %
		Manganese	EPA 200.7	1210335-001	<0.005		0.917	0.911	1.00	mg/L	93	93	1 %
		Molybdenum	EPA 200.7	1210335-001	0.053		0.998	0.990	1.00	mg/L	95	94	1 %
		Nickel	EPA 200.7	1210335-001	0.013		4.48	4.46	5.00	mg/L	89	89	<1%
		Phosphorus	EPA 200.7	1210335-001	<0.500		5.27	5.22	5.00	mg/L	104	103	1 %
		Potassium	EPA 200.7	1210335-001	9.48		18.7	18.8	10.0	mg/L	92	93	1 %
		Scandium	EPA 200.7	1210335-001	<0.100		0.944	0.937	1.00	mg/L	94	94	1 %
		Silver	EPA 200.7	1210335-001	<0.005		0.089	0.089	0.090	mg/L	98	97	<1%
		Sodium	EPA 200.7	1210335-001	745	SC	681	697	10.0	mg/L	NC	NC	NC
		Strontium	EPA 200.7	1210335-001	0.588		1.55	1.55	1.00	mg/L	96	96	<1%
		Tin	EPA 200.7	1210335-001	<0.100		0.949	0.940	1.00	mg/L	98	97	1 %

475 East Greg Street Suite #119
Sparks, NV 89431 (775) 355-0202
EPA Lab ID: NV00925 - ELAP No: 2523

1084 Lamoille Hwy
Elko, NV 89801 (775) 777-9933
EPA Lab ID: NV00926

3230 Polaris Ave #4
Las Vegas, NV 89102 (702) 475-8899
EPA Lab ID: NV00932

QCBatchID	QCType	Parameter	Method	Spike Sample	Sample Result	MS Result	MSD Result	Spike Value	Units	MS % Rec.	MSD % Rec.	RPD
		Titanium	EPA 200.7	1210335-001	<0.100	0.981	0.975	1.00	mg/L	98	97	1 %
		Vanadium	EPA 200.7	1210335-001	0.292	1.23	1.23	1.00	mg/L	94	94	<1%
		Zinc	EPA 200.7	1210335-001	3.14	4.03	4.11	1.00	mg/L	89	97	2 %

475 East Greg Street Suite #119
Sparks, NV 89431 (775) 355-0202
EPA Lab ID: NV00925 - ELAP No: 2523

1084 Lamoille Hwy
Elko, NV 89801 (775) 777-9933
EPA Lab ID: NV00926

3230 Polaris Ave #4
Las Vegas, NV 89102 (702) 475-8899
EPA Lab ID: NV00932

WETLAB
WESTERN ENVIRONMENTAL TESTING LABORATORY
Specializing in Soil, Hazardous Waste and Water Analysis.
475 E. Greg Street #119 | Sparks, Nevada 89431
tel (775) 355-0202 | fax (775) 355-0817 | www.WETLaboratory.com

Lab Number 1210284
Report Due Date: 10/25/12
Page 1 of 1

Client: McClelland Laboratories, Inc.
Address: 1016 Greg Street
City, State & Zip: Sparks, NV 89431
Contact: Mike Medina
Phone: 775-356-1300 | Collector's Name: Robert
Fax: 775-356-8917 | Project Name:
P.O. Number: | Project Number: 3438
Email: mli@mettest.com

Turnaround Time
Standard | 5 Day | Other

Billing Address (if different than Client Address):
Company
Address
City, State & Zip
Contact
Phone
Fax
Email

Additional Information

Fax Results	Y	N	To: Client	Billing
Email Results	Y	N	To: Client	Billing
Compliance Monitoring	Y	N		
Fax Results to State EPA	Y	N		

Sample Type Codes

DW = Drinking Water; WW = Wastewater; SW = Surface Water; MW = Monitoring Well; SD = Solid; SO = Soil; HW = Hazardous Waste; OTHER:

SAMPLE ID/LOCATION		DATE	TIME	SAMPLE TYPE	NO. OF CONTAINERS	Profile II w/o Wad	Uranium	Spl. No.
CF-11-02 (227-367)	Wk:16	10/11/12	9:00	ww	2	X	X	1
CF-11-02 (52-117)								2
K-Spar Breccia 5+ Comp								3
Biotite Breccia 5+ Comp								4
Quartz Monzonite 5+ Comp								5
Biotite Breccia 0-5 Comp								6
K-Spar Breccia 0-5 Comp								7
Quartz Monzonite 0-5 Comp								8

1210 5
284 8

Instructions/Comments/Special Requirements:

SAMPLE RECEIPT	DATE	TIME	Samples Relinquished By	Samples Received By
Temperature 19.6°C	10/11/12	2:00		
Custody Seals Intact? Y N (None)				
Number of Containers 16				

WETLAB's Standard Terms and Conditions apply unless written agreements specify otherwise. Payment terms are Net 30.

To the maximum extent permitted by law, the Client agrees to limit the liability of WETLAB for the Client's damages to the total compesation received, unless other agreements are made in writing. This limitation shall apply regardless of the cause of action or legal theory pled or asserted.

301.2E

WETLAB
WESTERN ENVIRONMENTAL TESTING LABORATORY
Specializing in Soil, Hazardous Waste and Water Analysis.
475 E. Greg Street #119 | Sparks, Nevada 89431
tel (775) 355-0202 | fax (775) 355-0817 | www.WETLaboratory.com

Lab Number 1210284
Report Due Date: 10/25/12
Page 1 of 1

Client McClelland Laboratories, Inc.
Address 1016 Greg Street
City, State & Zip Sparks, NV 89431
Contact Mike Medina
Phone 775-356-1300 | Collector's Name Robert
Fax 775-356-8917 | Project Name
P.O. Number | Project Number 3438
Email mli@mettest.com

Turnaround Time
Standard 5-Day Other

Billing Address (if different than Client Address):
Company
Address
City, State & Zip
Contact
Phone
Fax
Email

Additional Information

Fax Results	Y	N	To: Client	Billing
Email Results	Y	N	To: Client	Billing
Compliance Monitoring	Y	N		
Fax Results to State EPA	Y	N		

Sample Type Codes

DW = Drinking Water	SD = Solid
WW = Wastewater	SO = Soil
SW = Surface Water	HW = Hazardous Waste
MW = Monitoring Well	OTHER:

SAMPLE ID/LOCATION		DATE	TIME	SAMPLE TYPE	NO. OF CONTAINERS	Analyses Requested: Profile II w/o Wad	Uranium	Spl. No.
CF-11-02 (227-367)	Wk:16	10/11/12	9:00	ww	2	X	X	1
CF-11-02 (52-117)								2
K-Spar Breccia 5+ Comp								3
Biotite Breccia 5+ Comp								4
Quartz Monzonite 5+ Comp								5
Biotite Breccia 0-5 Comp								6
K-Spar Breccia 0-5 Comp								7
Quartz Monzonite 0-5 Comp								8

1210 5
284 8

Instructions/Comments/Special Requirements:

SAMPLE RECEIPT	DATE	TIME	Samples Relinquished By	Samples Received By
Temperature 19.6°C	10/11/12	2:00		
Custody Seals Intact? Y N (None)				
Number of Containers 16				

WETLAB'S Standard Terms and Conditions apply unless written agreements specify otherwise. Payment terms are Net 30.

To the maximum extent permitted by law, the Client agrees to limit the liability of WETLAB for the Client's damages to the total compensation received, unless other agreements are made in writing. This limitation shall apply regardless of the cause of action or legal theory pled or asserted.

301.2E

9/27/2012

McClelland Laboratory
1016 Greg Street
Sparks, NV 89431
Attn: Mike Medina

OrderID: *1209232*

Dear: Mike Medina

This is to transmit the attached analytical report. The analytical data and information contained therein was generated using specified or selected methods contained in references, such as Standard Methods for the Examination of Water and Wastewater, 18th & 19th editions, Methods for Determination of Organic Compounds in Drinking Water, EPA-600/4-79-020, and Test Methods for Evaluation of Solid Waste, Physical/Chemical Methods (SW846) Third Edition.

The samples were received by WETLAB-Western Environmental Testing Laboratory in good condition on 9/13/2012. Additional comments are located on page 2 of this report.

If you should have any questions or comments regarding this report, please do not hesitate to call.

Sincerely,

Andy Smith
QA Manager

SPARKS
475 E. Greg Street, Suite 119
Sparks, Nevada 89431
tel (775) 355-0202
fax (775) 355-0817

ELKO
1084 Lamoille Hwy.
Elko, Nevada 89801
tel (775) 777-9933
fax (775) 777-9933

LAS VEGAS
3230 Polaris Ave., Suite 4
Las Vegas, Nevada 89102
tel (702) 475-8899
fax (702) 776-6152

Western Environmental Testing Laboratory
Report Comments

McClelland Laboratory - 1209232

General Comments

None

Specific Comments

Due to the sample matrix it was necessary to analyze the following at a dilution:
1209232-001 Iron
1209232-003 Antimony, Arsenic, Selenium
1209232-007 Molybdenum
The reporting limits have been adjusted accordingly.

Data Qualifier Legend

B -- Blank contamination; Analyte detected above the method reporting limit in an associated blank

HT -- Sample held beyond the accepted holding time

J -- The reported value is between the laboratory method detection limit and the laboratory practical quantitation limit

M -- Reported value is estimated; The sample matrix interfered with the analysis

N -- There was insufficient sample available to perform a spike and/or duplicate on this analytical batch.

NC -- Not calculated due to matrix interference

Q -- Reported value is estimated; The value failed to meet QC criteria for either precision or accuracy

S -- Surrogate recovery was outside of laboratory acceptance limits due to matrix interference. The associated blank and LCS surrogate recovery was within acceptance limits.

SC -- Spike recovery not calculated. Sample concentration >4X the spike amount; therefore, the spike could not be adequately recovered.

475 East Greg Street Suite #119
Sparks, NV 89431 (775) 355-0202
EPA Lab ID: NV00925 - ELAP No: 2523

1084 Lamoille Hwy
Elko, NV 89801 (775) 777-9933
EPA Lab ID: NV00926

3230 Polaris Ave #4
Las Vegas, NV 89102 (702) 475-8899
EPA Lab ID: NV00932

Western Environmental Testing Laboratory
Analytical Report

McClelland Laboratory
1016 Greg Street
Sparks, NV 89431
Attn: Mike Medina
Phone: (775) 356-1300 **Fax:** (775) 356-8917
PO\Project: *3438*

Date Printed: 9/27/2012
OrderID: *1209232*

Customer Sample ID: CF-11-02 (227-367) Wk:12
WETLAB Sample ID: 1209232-001

Collect Date/Time: 9/13/2012 09:00
Receive Date: 9/13/2012 14:40

PROFILE II

Parameter	Method	Results	Units	Reporting Limit	Date Analyzed
pH	SM 4500-H+ B	7.75	pH Units		9/13/2012
Trace Metals Digestion	EPA 200.2	Complete			9/17/2012
Bicarbonate (HCO3)	SM 2320B	76	mg/L	1.0	9/13/2012
Carbonate (CO3)	SM 2320B	<1.0	mg/L	1.0	9/13/2012
Hydroxide (OH)	SM 2320B	<1.0	mg/L	1.0	9/13/2012
Total Alkalinity	SM 2320B	62	mg/L as CaCO3	1.0	9/13/2012
Chloride	EPA 300.0	<1.00	mg/L	1.00	9/14/2012
Fluoride	EPA 300.0	1.6	mg/L	0.10	9/14/2012
Sulfate	EPA 300.0	24	mg/L	1.0	9/14/2012
Nitrate Nitrogen	EPA 300.0	<1.0	mg/L	1.0	9/14/2012
Nitrite Nitrogen	EPA 300.0	<0.025	mg/L	0.025	9/14/2012
Total Dissolved Solids (TDS)	SM 2540C	120	mg/L	10	9/18/2012
Aluminum	EPA 200.7	0.055	mg/L	0.045	9/18/2012
Barium	EPA 200.7	0.055	mg/L	0.010	9/18/2012
Beryllium	EPA 200.7	<0.0010	mg/L	0.0010	9/18/2012
Bismuth	EPA 200.7	<0.10	mg/L	0.10	9/18/2012
Boron	EPA 200.7	<0.10	mg/L	0.10	9/18/2012
Cadmium	EPA 200.7	<0.0010	mg/L	0.0010	9/18/2012
Calcium	EPA 200.7	23	mg/L	0.50	9/18/2012
Chromium	EPA 200.7	<0.0050	mg/L	0.0050	9/18/2012
Cobalt	EPA 200.7	<0.010	mg/L	0.010	9/18/2012
Copper	EPA 200.7	<0.050	mg/L	0.050	9/18/2012
Gallium	EPA 200.7	<0.10	mg/L	0.10	9/18/2012
Iron	EPA 200.7	<0.050	mg/L	0.050	9/19/2012
Lithium	EPA 200.7	<0.10	mg/L	0.10	9/18/2012
Magnesium	EPA 200.7	4.9	mg/L	0.50	9/18/2012
Manganese	EPA 200.7	0.025	mg/L	0.0050	9/18/2012

475 East Greg Street Suite #119
Sparks, NV 89431 (775) 355-0202
EPA Lab ID: NV00925 - ELAP No: 2523

1084 Lamoille Hwy
Elko, NV 89801 (775) 777-9933
EPA Lab ID: NV00926

3230 Polaris Ave #4
Las Vegas, NV 89102 (702) 475-8899
EPA Lab ID: NV00932

Customer Sample ID: CF-11-02 (227-367) Wk:12 **Collect Date/Time:** 9/13/2012 09:00
WETLAB Sample ID: 1209232-001 **Receive Date:** 9/13/2012 14:40

PROFILE II

Parameter	Method	Results	Units	Reporting Limit	Date Analyzed
Molybdenum	EPA 200.7	<0.010	mg/L	0.010	9/18/2012
Nickel	EPA 200.7	<0.010	mg/L	0.010	9/18/2012
Phosphorus	EPA 200.7	<0.50	mg/L	0.50	9/18/2012
Potassium	EPA 200.7	6.0	mg/L	0.50	9/18/2012
Scandium	EPA 200.7	<0.10	mg/L	0.10	9/18/2012
Silver	EPA 200.7	<0.0050	mg/L	0.0050	9/18/2012
Sodium	EPA 200.7	1.5	mg/L	0.50	9/18/2012
Strontium	EPA 200.7	0.21	mg/L	0.10	9/18/2012
Tin	EPA 200.7	<0.10	mg/L	0.10	9/18/2012
Titanium	EPA 200.7	<0.10	mg/L	0.10	9/18/2012
Vanadium	EPA 200.7	<0.010	mg/L	0.010	9/18/2012
Zinc	EPA 200.7	<0.010	mg/L	0.010	9/18/2012
Mercury	EPA 200.8	<0.00010	mg/L	0.00010	9/18/2012
Antimony	EPA 200.8	<0.0025	mg/L	0.0025	9/18/2012
Arsenic	EPA 200.8	<0.0050	mg/L	0.0050	9/18/2012
Lead	EPA 200.8	<0.0025	mg/L	0.0025	9/18/2012
Selenium	EPA 200.8	<0.0050	mg/L	0.0050	9/18/2012
Thallium	EPA 200.8	<0.0010	mg/L	0.0010	9/18/2012
Uranium	EPA 200.8	0.012	mg/L	0.0050	9/18/2012
Anions	Calculation	1.83	meq/L	0.10	
Cations	Calculation	1.78	meq/L	0.10	
Error	Calculation	1.5	%	1.0	

Customer Sample ID: CF-11-02 (52-117) Wk:12 **Collect Date/Time:** 9/13/2012 09:00
WETLAB Sample ID: 1209232-002 **Receive Date:** 9/13/2012 14:40

PROFILE II

Parameter	Method	Results	Units	Reporting Limit	Date Analyzed
pH	SM 4500-H+ B	7.71	pH Units		9/13/2012
Trace Metals Digestion	EPA 200.2	Complete			9/17/2012
Bicarbonate (HCO3)	SM 2320B	64	mg/L	1.0	9/13/2012
Carbonate (CO3)	SM 2320B	<1.0	mg/L	1.0	9/13/2012
Hydroxide (OH)	SM 2320B	<1.0	mg/L	1.0	9/13/2012
Total Alkalinity	SM 2320B	53	mg/L as CaCO3	1.0	9/13/2012
Chloride	EPA 300.0	<1.00	mg/L	1.00	9/14/2012
Fluoride	EPA 300.0	1.3	mg/L	0.10	9/14/2012
Sulfate	EPA 300.0	25	mg/L	1.0	9/14/2012
Nitrate Nitrogen	EPA 300.0	<1.0	mg/L	1.0	9/14/2012
Nitrite Nitrogen	EPA 300.0	<0.025	mg/L	0.025	9/14/2012

475 East Greg Street Suite #119
Sparks, NV 89431 (775) 355-0202
EPA Lab ID: NV00925 - ELAP No: 2523

1084 Lamoille Hwy
Elko, NV 89801 (775) 777-9933
EPA Lab ID: NV00926

3230 Polaris Ave #4
Las Vegas, NV 89102 (702) 475-8899
EPA Lab ID: NV00932

Customer Sample ID: CF-11-02 (52-117) Wk:12
WETLAB Sample ID: 1209232-002

Collect Date/Time: 9/13/2012 09:00
Receive Date: 9/13/2012 14:40

PROFILE II

Parameter	Method	Results	Units	Reporting Limit	Date Analyzed
Total Dissolved Solids (TDS)	SM 2540C	89	mg/L	10	9/18/2012
Aluminum	EPA 200.7	0.045	mg/L	0.045	9/18/2012
Barium	EPA 200.7	0.019	mg/L	0.010	9/18/2012
Beryllium	EPA 200.7	<0.0010	mg/L	0.0010	9/18/2012
Bismuth	EPA 200.7	<0.10	mg/L	0.10	9/18/2012
Boron	EPA 200.7	<0.10	mg/L	0.10	9/18/2012
Cadmium	EPA 200.7	<0.0010	mg/L	0.0010	9/18/2012
Calcium	EPA 200.7	23	mg/L	0.50	9/18/2012
Chromium	EPA 200.7	<0.0050	mg/L	0.0050	9/18/2012
Cobalt	EPA 200.7	<0.010	mg/L	0.010	9/18/2012
Copper	EPA 200.7	<0.050	mg/L	0.050	9/18/2012
Gallium	EPA 200.7	<0.10	mg/L	0.10	9/18/2012
Iron	EPA 200.7	<0.010	mg/L	0.010	9/18/2012
Lithium	EPA 200.7	<0.10	mg/L	0.10	9/18/2012
Magnesium	EPA 200.7	3.4	mg/L	0.50	9/18/2012
Manganese	EPA 200.7	0.022	mg/L	0.0050	9/18/2012
Molybdenum	EPA 200.7	<0.010	mg/L	0.010	9/18/2012
Nickel	EPA 200.7	<0.010	mg/L	0.010	9/18/2012
Phosphorus	EPA 200.7	<0.50	mg/L	0.50	9/18/2012
Potassium	EPA 200.7	6.0	mg/L	0.50	9/18/2012
Scandium	EPA 200.7	<0.10	mg/L	0.10	9/18/2012
Silver	EPA 200.7	<0.0050	mg/L	0.0050	9/18/2012
Sodium	EPA 200.7	1.4	mg/L	0.50	9/18/2012
Strontium	EPA 200.7	0.17	mg/L	0.10	9/18/2012
Tin	EPA 200.7	<0.10	mg/L	0.10	9/18/2012
Titanium	EPA 200.7	<0.10	mg/L	0.10	9/18/2012
Vanadium	EPA 200.7	<0.010	mg/L	0.010	9/18/2012
Zinc	EPA 200.7	<0.010	mg/L	0.010	9/18/2012
Mercury	EPA 200.8	<0.00010	mg/L	0.00010	9/18/2012
Antimony	EPA 200.8	<0.0025	mg/L	0.0025	9/18/2012
Arsenic	EPA 200.8	<0.0050	mg/L	0.0050	9/18/2012
Lead	EPA 200.8	<0.0025	mg/L	0.0025	9/18/2012
Selenium	EPA 200.8	<0.0050	mg/L	0.0050	9/18/2012
Thallium	EPA 200.8	<0.0010	mg/L	0.0010	9/18/2012
Uranium	EPA 200.8	0.021	mg/L	0.0050	9/18/2012
Anions	Calculation	1.64	meq/L	0.10	
Cations	Calculation	1.65	meq/L	0.10	
Error	Calculation	<1.0	%	1.0	

475 East Greg Street Suite #119
Sparks, NV 89431 (775) 355-0202
EPA Lab ID: NV00925 - ELAP No: 2523

1084 Lamoille Hwy
Elko, NV 89801 (775) 777-9933
EPA Lab ID: NV00926

3230 Polaris Ave #4
Las Vegas, NV 89102 (702) 475-8899
EPA Lab ID: NV00932

Customer Sample ID: K-Spar Breccia 5+ Comp Wk:12 **Collect Date/Time:** 9/13/2012 09:00

WETLAB Sample ID: 1209232-003 **Receive Date:** 9/13/2012 14:40

PROFILE II

Parameter	Method	Results	Units	Reporting Limit	Date Analyzed
pH	SM 4500-H+ B	7.84	pH Units		9/13/2012
Trace Metals Digestion	EPA 200.2	Complete			9/17/2012
Bicarbonate (HCO3)	SM 2320B	85	mg/L	1.0	9/13/2012
Carbonate (CO3)	SM 2320B	<1.0	mg/L	1.0	9/13/2012
Hydroxide (OH)	SM 2320B	<1.0	mg/L	1.0	9/13/2012
Total Alkalinity	SM 2320B	70	mg/L as CaCO3	1.0	9/13/2012
Chloride	EPA 300.0	<1.00	mg/L	1.00	9/14/2012
Fluoride	EPA 300.0	1.3	mg/L	0.10	9/14/2012
Sulfate	EPA 300.0	56	mg/L	1.0	9/14/2012
Nitrate Nitrogen	EPA 300.0	<1.0	mg/L	1.0	9/14/2012
Nitrite Nitrogen	EPA 300.0	<0.025	mg/L	0.025	9/14/2012
Total Dissolved Solids (TDS)	SM 2540C	170	mg/L	10	9/18/2012
Aluminum	EPA 200.7	<0.045	mg/L	0.045	9/18/2012
Barium	EPA 200.7	0.076	mg/L	0.010	9/18/2012
Beryllium	EPA 200.7	<0.0010	mg/L	0.0010	9/18/2012
Bismuth	EPA 200.7	<0.10	mg/L	0.10	9/18/2012
Boron	EPA 200.7	<0.10	mg/L	0.10	9/18/2012
Cadmium	EPA 200.7	<0.0010	mg/L	0.0010	9/18/2012
Calcium	EPA 200.7	38	mg/L	0.50	9/18/2012
Chromium	EPA 200.7	<0.0050	mg/L	0.0050	9/18/2012
Cobalt	EPA 200.7	<0.010	mg/L	0.010	9/18/2012
Copper	EPA 200.7	<0.050	mg/L	0.050	9/18/2012
Gallium	EPA 200.7	<0.10	mg/L	0.10	9/18/2012
Iron	EPA 200.7	<0.010	mg/L	0.010	9/18/2012
Lithium	EPA 200.7	<0.10	mg/L	0.10	9/18/2012
Magnesium	EPA 200.7	6.5	mg/L	0.50	9/18/2012
Manganese	EPA 200.7	0.047	mg/L	0.0050	9/18/2012
Molybdenum	EPA 200.7	0.042	mg/L	0.010	9/18/2012
Nickel	EPA 200.7	<0.010	mg/L	0.010	9/18/2012
Phosphorus	EPA 200.7	<0.50	mg/L	0.50	9/18/2012
Potassium	EPA 200.7	4.8	mg/L	0.50	9/18/2012
Scandium	EPA 200.7	<0.10	mg/L	0.10	9/18/2012
Silver	EPA 200.7	<0.0050	mg/L	0.0050	9/18/2012
Sodium	EPA 200.7	1.2	mg/L	0.50	9/18/2012
Strontium	EPA 200.7	1.0	mg/L	0.10	9/18/2012
Tin	EPA 200.7	<0.10	mg/L	0.10	9/18/2012
Titanium	EPA 200.7	<0.10	mg/L	0.10	9/18/2012
Vanadium	EPA 200.7	<0.010	mg/L	0.010	9/18/2012

475 East Greg Street Suite #119
Sparks, NV 89431 (775) 355-0202
EPA Lab ID: NV00925 - ELAP No: 2523

1084 Lamoille Hwy
Elko, NV 89801 (775) 777-9933
EPA Lab ID: NV00926

3230 Polaris Ave #4
Las Vegas, NV 89102 (702) 475-8899
EPA Lab ID: NV00932

Customer Sample ID: K-Spar Breccia 5+ Comp Wk:12 **Collect Date/Time:** 9/13/2012 09:00
WETLAB Sample ID: 1209232-003 **Receive Date:** 9/13/2012 14:40

PROFILE II

Parameter	Method	Results	Units	Reporting Limit	Date Analyzed
Zinc	EPA 200.7	<0.010	mg/L	0.010	9/18/2012
Mercury	EPA 200.8	<0.00010	mg/L	0.00010	9/18/2012
Antimony	EPA 200.8	<0.0050	mg/L	0.0050	9/19/2012
Arsenic	EPA 200.8	<0.010	mg/L	0.010	9/19/2012
Lead	EPA 200.8	<0.0025	mg/L	0.0025	9/18/2012
Selenium	EPA 200.8	<0.010	mg/L	0.010	9/19/2012
Thallium	EPA 200.8	<0.0010	mg/L	0.0010	9/18/2012
Uranium	EPA 200.8	0.059	mg/L	0.0050	9/18/2012
Anions	Calculation	2.63	meq/L	0.10	
Cations	Calculation	2.61	meq/L	0.10	
Error	Calculation	<1.0	%	1.0	

Customer Sample ID: Biotite Breccia 5+ Comp Wk:12 **Collect Date/Time:** 9/13/2012 09:00
WETLAB Sample ID: 1209232-004 **Receive Date:** 9/13/2012 14:40

PROFILE II

Parameter	Method	Results	Units	Reporting Limit	Date Analyzed
pH	SM 4500-H+ B	7.83	pH Units		9/13/2012
Trace Metals Digestion	EPA 200.2	Complete			9/17/2012
Bicarbonate (HCO3)	SM 2320B	78	mg/L	1.0	9/13/2012
Carbonate (CO3)	SM 2320B	<1.0	mg/L	1.0	9/13/2012
Hydroxide (OH)	SM 2320B	<1.0	mg/L	1.0	9/13/2012
Total Alkalinity	SM 2320B	64	mg/L as CaCO3	1.0	9/13/2012
Chloride	EPA 300.0	<1.00	mg/L	1.00	9/14/2012
Fluoride	EPA 300.0	1.8	mg/L	0.10	9/14/2012
Sulfate	EPA 300.0	47	mg/L	1.0	9/14/2012
Nitrate Nitrogen	EPA 300.0	<1.0	mg/L	1.0	9/14/2012
Nitrite Nitrogen	EPA 300.0	<0.025	mg/L	0.025	9/14/2012
Total Dissolved Solids (TDS)	SM 2540C	120	mg/L	10	9/18/2012
Aluminum	EPA 200.7	<0.045	mg/L	0.045	9/18/2012
Barium	EPA 200.7	0.069	mg/L	0.010	9/18/2012
Beryllium	EPA 200.7	<0.0010	mg/L	0.0010	9/18/2012
Bismuth	EPA 200.7	<0.10	mg/L	0.10	9/18/2012
Boron	EPA 200.7	<0.10	mg/L	0.10	9/18/2012
Cadmium	EPA 200.7	<0.0010	mg/L	0.0010	9/18/2012
Calcium	EPA 200.7	29	mg/L	0.50	9/18/2012
Chromium	EPA 200.7	<0.0050	mg/L	0.0050	9/18/2012
Cobalt	EPA 200.7	<0.010	mg/L	0.010	9/18/2012
Copper	EPA 200.7	<0.050	mg/L	0.050	9/18/2012

475 East Greg Street Suite #119
Sparks, NV 89431 (775) 355-0202
EPA Lab ID: NV00925 - ELAP No: 2523

1084 Lamoille Hwy
Elko, NV 89801 (775) 777-9933
EPA Lab ID: NV00926

3230 Polaris Ave #4
Las Vegas, NV 89102 (702) 475-8899
EPA Lab ID: NV00932

Customer Sample ID: Biotite Breccia 5+ Comp Wk:12 **Collect Date/Time:** 9/13/2012 09:00
WETLAB Sample ID: 1209232-004 **Receive Date:** 9/13/2012 14:40

PROFILE II

Parameter	Method	Results	Units	Reporting Limit	Date Analyzed
Gallium	EPA 200.7	<0.10	mg/L	0.10	9/18/2012
Iron	EPA 200.7	<0.010	mg/L	0.010	9/18/2012
Lithium	EPA 200.7	<0.10	mg/L	0.10	9/18/2012
Magnesium	EPA 200.7	7.8	mg/L	0.50	9/18/2012
Manganese	EPA 200.7	0.034	mg/L	0.0050	9/18/2012
Molybdenum	EPA 200.7	0.011	mg/L	0.010	9/18/2012
Nickel	EPA 200.7	<0.010	mg/L	0.010	9/18/2012
Phosphorus	EPA 200.7	<0.50	mg/L	0.50	9/18/2012
Potassium	EPA 200.7	6.0	mg/L	0.50	9/18/2012
Scandium	EPA 200.7	<0.10	mg/L	0.10	9/18/2012
Silver	EPA 200.7	<0.0050	mg/L	0.0050	9/18/2012
Sodium	EPA 200.7	1.1	mg/L	0.50	9/18/2012
Strontium	EPA 200.7	0.51	mg/L	0.10	9/18/2012
Tin	EPA 200.7	<0.10	mg/L	0.10	9/18/2012
Titanium	EPA 200.7	<0.10	mg/L	0.10	9/18/2012
Vanadium	EPA 200.7	<0.010	mg/L	0.010	9/18/2012
Zinc	EPA 200.7	<0.010	mg/L	0.010	9/18/2012
Mercury	EPA 200.8	<0.00010	mg/L	0.00010	9/18/2012
Antimony	EPA 200.8	<0.0025	mg/L	0.0025	9/18/2012
Arsenic	EPA 200.8	<0.0050	mg/L	0.0050	9/18/2012
Lead	EPA 200.8	<0.0025	mg/L	0.0025	9/18/2012
Selenium	EPA 200.8	<0.0050	mg/L	0.0050	9/18/2012
Thallium	EPA 200.8	<0.0010	mg/L	0.0010	9/18/2012
Uranium	EPA 200.8	0.013	mg/L	0.0050	9/18/2012
Anions	Calculation	2.35	meq/L	0.10	
Cations	Calculation	2.29	meq/L	0.10	
Error	Calculation	1.3	%	1.0	

Customer Sample ID: Quartz Monozonite 5+ Comp Wk:12 **Collect Date/Time:** 9/13/2012 09:00
WETLAB Sample ID: 1209232-005 **Receive Date:** 9/13/2012 14:40

PROFILE II

Parameter	Method	Results	Units	Reporting Limit	Date Analyzed
pH	SM 4500-H+ B	7.89	pH Units		9/13/2012
Trace Metals Digestion	EPA 200.2	Complete			9/17/2012
Bicarbonate (HCO3)	SM 2320B	86	mg/L	1.0	9/13/2012
Carbonate (CO3)	SM 2320B	<1.0	mg/L	1.0	9/13/2012
Hydroxide (OH)	SM 2320B	<1.0	mg/L	1.0	9/13/2012
Total Alkalinity	SM 2320B	71	mg/L as CaCO3	1.0	9/13/2012

475 East Greg Street Suite #119
Sparks, NV 89431 (775) 355-0202
EPA Lab ID: NV00925 - ELAP No: 2523

1084 Lamoille Hwy
Elko, NV 89801 (775) 777-9933
EPA Lab ID: NV00926

3230 Polaris Ave #4
Las Vegas, NV 89102 (702) 475-8899
EPA Lab ID: NV00932

Customer Sample ID: Quartz Monozonite 5+ Comp Wk:12 **Collect Date/Time:** 9/13/2012 09:00

WETLAB Sample ID: 1209232-005 **Receive Date:** 9/13/2012 14:40

PROFILE II

Parameter	Method	Results	Units	Reporting Limit	Date Analyzed
Chloride	EPA 300.0	<1.00	mg/L	1.00	9/14/2012
Fluoride	EPA 300.0	1.5	mg/L	0.10	9/14/2012
Sulfate	EPA 300.0	36	mg/L	1.0	9/14/2012
Nitrate Nitrogen	EPA 300.0	<1.0	mg/L	1.0	9/14/2012
Nitrite Nitrogen	EPA 300.0	<0.025	mg/L	0.025	9/14/2012
Total Dissolved Solids (TDS)	SM 2540C	120	mg/L	10	9/18/2012
Aluminum	EPA 200.7	<0.045	mg/L	0.045	9/18/2012
Barium	EPA 200.7	0.12	mg/L	0.010	9/18/2012
Beryllium	EPA 200.7	<0.0010	mg/L	0.0010	9/18/2012
Bismuth	EPA 200.7	<0.10	mg/L	0.10	9/18/2012
Boron	EPA 200.7	<0.10	mg/L	0.10	9/18/2012
Cadmium	EPA 200.7	<0.0010	mg/L	0.0010	9/18/2012
Calcium	EPA 200.7	28	mg/L	0.50	9/18/2012
Chromium	EPA 200.7	<0.0050	mg/L	0.0050	9/18/2012
Cobalt	EPA 200.7	<0.010	mg/L	0.010	9/18/2012
Copper	EPA 200.7	<0.050	mg/L	0.050	9/18/2012
Gallium	EPA 200.7	<0.10	mg/L	0.10	9/18/2012
Iron	EPA 200.7	<0.010	mg/L	0.010	9/18/2012
Lithium	EPA 200.7	<0.10	mg/L	0.10	9/18/2012
Magnesium	EPA 200.7	7.1	mg/L	0.50	9/18/2012
Manganese	EPA 200.7	0.020	mg/L	0.0050	9/18/2012
Molybdenum	EPA 200.7	0.069	mg/L	0.010	9/18/2012
Nickel	EPA 200.7	<0.010	mg/L	0.010	9/18/2012
Phosphorus	EPA 200.7	<0.50	mg/L	0.50	9/18/2012
Potassium	EPA 200.7	7.0	mg/L	0.50	9/18/2012
Scandium	EPA 200.7	<0.10	mg/L	0.10	9/18/2012
Silver	EPA 200.7	<0.0050	mg/L	0.0050	9/18/2012
Sodium	EPA 200.7	1.7	mg/L	0.50	9/18/2012
Strontium	EPA 200.7	0.91	mg/L	0.10	9/18/2012
Tin	EPA 200.7	<0.10	mg/L	0.10	9/18/2012
Titanium	EPA 200.7	<0.10	mg/L	0.10	9/18/2012
Vanadium	EPA 200.7	<0.010	mg/L	0.010	9/18/2012
Zinc	EPA 200.7	<0.010	mg/L	0.010	9/18/2012
Mercury	EPA 200.8	<0.00010	mg/L	0.00010	9/18/2012
Antimony	EPA 200.8	<0.0025	mg/L	0.0025	9/18/2012
Arsenic	EPA 200.8	<0.0050	mg/L	0.0050	9/18/2012
Lead	EPA 200.8	<0.0025	mg/L	0.0025	9/18/2012
Selenium	EPA 200.8	<0.0050	mg/L	0.0050	9/18/2012

475 East Greg Street Suite #119
Sparks, NV 89431 (775) 355-0202
EPA Lab ID: NV00925 - ELAP No: 2523

1084 Lamoille Hwy
Elko, NV 89801 (775) 777-9933
EPA Lab ID: NV00926

3230 Polaris Ave #4
Las Vegas, NV 89102 (702) 475-8899
EPA Lab ID: NV00932

Customer Sample ID: Quartz Monozonite 5+ Comp Wk:12 **Collect Date/Time:** 9/13/2012 09:00
WETLAB Sample ID: 1209232-005 **Receive Date:** 9/13/2012 14:40

PROFILE II

Parameter	Method	Results	Units	Reporting Limit	Date Analyzed
Thallium	EPA 200.8	<0.0010	mg/L	0.0010	9/18/2012
Uranium	EPA 200.8	0.041	mg/L	0.0050	9/18/2012
Anions	Calculation	2.24	meq/L	0.10	
Cations	Calculation	2.24	meq/L	0.10	
Error	Calculation	<1.0	%	1.0	

Customer Sample ID: Biotite Breccia 0-5 Comp Wk:12 **Collect Date/Time:** 9/13/2012 09:00
WETLAB Sample ID: 1209232-006 **Receive Date:** 9/13/2012 14:40

PROFILE II

Parameter	Method	Results	Units	Reporting Limit	Date Analyzed
pH	SM 4500-H+ B	7.70	pH Units		9/13/2012
Trace Metals Digestion	EPA 200.2	Complete			9/17/2012
Bicarbonate (HCO3)	SM 2320B	59	mg/L	1.0	9/13/2012
Carbonate (CO3)	SM 2320B	<1.0	mg/L	1.0	9/13/2012
Hydroxide (OH)	SM 2320B	<1.0	mg/L	1.0	9/13/2012
Total Alkalinity	SM 2320B	49	mg/L as CaCO3	1.0	9/13/2012
Chloride	EPA 300.0	<1.00	mg/L	1.00	9/14/2012
Fluoride	EPA 300.0	1.7	mg/L	0.10	9/14/2012
Sulfate	EPA 300.0	20	mg/L	1.0	9/14/2012
Nitrate Nitrogen	EPA 300.0	<1.0	mg/L	1.0	9/14/2012
Nitrite Nitrogen	EPA 300.0	<0.025	mg/L	0.025	9/14/2012
Total Dissolved Solids (TDS)	SM 2540C	75	mg/L	10	9/18/2012
Aluminum	EPA 200.7	<0.045	mg/L	0.045	9/18/2012
Barium	EPA 200.7	0.047	mg/L	0.010	9/18/2012
Beryllium	EPA 200.7	<0.0010	mg/L	0.0010	9/18/2012
Bismuth	EPA 200.7	<0.10	mg/L	0.10	9/18/2012
Boron	EPA 200.7	<0.10	mg/L	0.10	9/18/2012
Cadmium	EPA 200.7	<0.0010	mg/L	0.0010	9/18/2012
Calcium	EPA 200.7	20	mg/L	0.50	9/18/2012
Chromium	EPA 200.7	<0.0050	mg/L	0.0050	9/18/2012
Cobalt	EPA 200.7	<0.010	mg/L	0.010	9/18/2012
Copper	EPA 200.7	<0.050	mg/L	0.050	9/18/2012
Gallium	EPA 200.7	<0.10	mg/L	0.10	9/18/2012
Iron	EPA 200.7	<0.010	mg/L	0.010	9/18/2012
Lithium	EPA 200.7	<0.10	mg/L	0.10	9/18/2012
Magnesium	EPA 200.7	4.2	mg/L	0.50	9/18/2012
Manganese	EPA 200.7	0.015	mg/L	0.0050	9/18/2012
Molybdenum	EPA 200.7	0.023	mg/L	0.010	9/18/2012

475 East Greg Street Suite #119
Sparks, NV 89431 (775) 355-0202
EPA Lab ID: NV00925 - ELAP No: 2523

1084 Lamoille Hwy
Elko, NV 89801 (775) 777-9933
EPA Lab ID: NV00926

3230 Polaris Ave #4
Las Vegas, NV 89102 (702) 475-8899
EPA Lab ID: NV00932

Customer Sample ID: Biotite Breccia 0-5 Comp Wk:12 **Collect Date/Time:** 9/13/2012 09:00
WETLAB Sample ID: 1209232-006 **Receive Date:** 9/13/2012 14:40

PROFILE II

Parameter	Method	Results	Units	Reporting Limit	Date Analyzed
Nickel	EPA 200.7	<0.010	mg/L	0.010	9/18/2012
Phosphorus	EPA 200.7	<0.50	mg/L	0.50	9/18/2012
Potassium	EPA 200.7	3.6	mg/L	0.50	9/18/2012
Scandium	EPA 200.7	<0.10	mg/L	0.10	9/18/2012
Silver	EPA 200.7	<0.0050	mg/L	0.0050	9/18/2012
Sodium	EPA 200.7	1.0	mg/L	0.50	9/18/2012
Strontium	EPA 200.7	0.34	mg/L	0.10	9/18/2012
Tin	EPA 200.7	<0.10	mg/L	0.10	9/18/2012
Titanium	EPA 200.7	<0.10	mg/L	0.10	9/18/2012
Vanadium	EPA 200.7	<0.010	mg/L	0.010	9/18/2012
Zinc	EPA 200.7	<0.010	mg/L	0.010	9/18/2012
Mercury	EPA 200.8	<0.00010	mg/L	0.00010	9/18/2012
Antimony	EPA 200.8	<0.0025	mg/L	0.0025	9/18/2012
Arsenic	EPA 200.8	<0.0050	mg/L	0.0050	9/18/2012
Lead	EPA 200.8	<0.0025	mg/L	0.0025	9/18/2012
Selenium	EPA 200.8	<0.0050	mg/L	0.0050	9/18/2012
Thallium	EPA 200.8	<0.0010	mg/L	0.0010	9/18/2012
Uranium	EPA 200.8	0.036	mg/L	0.0050	9/18/2012
Anions	Calculation	1.47	meq/L	0.10	
Cations	Calculation	1.48	meq/L	0.10	
Error	Calculation	<1.0	%	1.0	

Customer Sample ID: K-Spar Breccia 0-5 Comp **Collect Date/Time:** 9/13/2012 09:00
WETLAB Sample ID: 1209232-007 **Receive Date:** 9/13/2012 14:40

PROFILE II

Parameter	Method	Results	Units	Reporting Limit	Date Analyzed
pH	SM 4500-H+ B	7.95	pH Units		9/13/2012
Trace Metals Digestion	EPA 200.2	Complete			9/17/2012
Bicarbonate (HCO3)	SM 2320B	73	mg/L	1.0	9/13/2012
Carbonate (CO3)	SM 2320B	<1.0	mg/L	1.0	9/13/2012
Hydroxide (OH)	SM 2320B	<1.0	mg/L	1.0	9/13/2012
Total Alkalinity	SM 2320B	60	mg/L as CaCO3	1.0	9/13/2012
Chloride	EPA 300.0	<1.00	mg/L	1.00	9/14/2012
Fluoride	EPA 300.0	1.6	mg/L	0.10	9/14/2012
Sulfate	EPA 300.0	15	mg/L	1.0	9/14/2012
Nitrate Nitrogen	EPA 300.0	<1.0	mg/L	1.0	9/14/2012
Nitrite Nitrogen	EPA 300.0	<0.025	mg/L	0.025	9/14/2012
Total Dissolved Solids (TDS)	SM 2540C	100	mg/L	10	9/18/2012

475 East Greg Street Suite #119
Sparks, NV 89431 (775) 355-0202
EPA Lab ID: NV00925 - ELAP No: 2523

1084 Lamoille Hwy
Elko, NV 89801 (775) 777-9933
EPA Lab ID: NV00926

3230 Polaris Ave #4
Las Vegas, NV 89102 (702) 475-8899
EPA Lab ID: NV00932

Customer Sample ID: K-Spar Breccia 0-5 Comp
WETLAB Sample ID: 1209232-007

Collect Date/Time: 9/13/2012 09:00
Receive Date: 9/13/2012 14:40

PROFILE II

Parameter	Method	Results	Units	Reporting Limit	Date Analyzed
Aluminum	EPA 200.7	0.10	mg/L	0.045	9/18/2012
Barium	EPA 200.7	0.21	mg/L	0.010	9/18/2012
Beryllium	EPA 200.7	<0.0010	mg/L	0.0010	9/18/2012
Bismuth	EPA 200.7	<0.10	mg/L	0.10	9/18/2012
Boron	EPA 200.7	<0.10	mg/L	0.10	9/18/2012
Cadmium	EPA 200.7	<0.0010	mg/L	0.0010	9/18/2012
Calcium	EPA 200.7	21	mg/L	0.50	9/18/2012
Chromium	EPA 200.7	<0.0050	mg/L	0.0050	9/18/2012
Cobalt	EPA 200.7	<0.010	mg/L	0.010	9/18/2012
Copper	EPA 200.7	<0.050	mg/L	0.050	9/18/2012
Gallium	EPA 200.7	<0.10	mg/L	0.10	9/18/2012
Iron	EPA 200.7	0.020	mg/L	0.010	9/18/2012
Lithium	EPA 200.7	<0.10	mg/L	0.10	9/18/2012
Magnesium	EPA 200.7	3.8	mg/L	0.50	9/18/2012
Manganese	EPA 200.7	0.017	mg/L	0.0050	9/18/2012
Molybdenum	EPA 200.7	<0.050	mg/L	0.050	9/19/2012
Nickel	EPA 200.7	<0.010	mg/L	0.010	9/18/2012
Phosphorus	EPA 200.7	<0.50	mg/L	0.50	9/18/2012
Potassium	EPA 200.7	3.4	mg/L	0.50	9/18/2012
Scandium	EPA 200.7	<0.10	mg/L	0.10	9/18/2012
Silver	EPA 200.7	<0.0050	mg/L	0.0050	9/18/2012
Sodium	EPA 200.7	2.2	mg/L	0.50	9/18/2012
Strontium	EPA 200.7	0.45	mg/L	0.10	9/18/2012
Tin	EPA 200.7	<0.10	mg/L	0.10	9/18/2012
Titanium	EPA 200.7	<0.10	mg/L	0.10	9/18/2012
Vanadium	EPA 200.7	<0.010	mg/L	0.010	9/18/2012
Zinc	EPA 200.7	<0.010	mg/L	0.010	9/18/2012
Mercury	EPA 200.8	<0.00010	mg/L	0.00010	9/18/2012
Antimony	EPA 200.8	<0.0025	mg/L	0.0025	9/18/2012
Arsenic	EPA 200.8	<0.0050	mg/L	0.0050	9/18/2012
Lead	EPA 200.8	<0.0025	mg/L	0.0025	9/18/2012
Selenium	EPA 200.8	<0.0050	mg/L	0.0050	9/18/2012
Thallium	EPA 200.8	<0.0010	mg/L	0.0010	9/18/2012
Uranium	EPA 200.8	0.026	mg/L	0.0050	9/18/2012
Anions	Calculation	1.59	meq/L	0.10	
Cations	Calculation	1.56	meq/L	0.10	
Error	Calculation	1.2	%	1.0	

475 East Greg Street Suite #119
Sparks, NV 89431 (775) 355-0202
EPA Lab ID: NV00925 - ELAP No: 2523

1084 Lamoille Hwy
Elko, NV 89801 (775) 777-9933
EPA Lab ID: NV00926

3230 Polaris Ave #4
Las Vegas, NV 89102 (702) 475-8899
EPA Lab ID: NV00932

Customer Sample ID: Quartz Monzonite 0-5 Comp Wk:12 **Collect Date/Time:** 9/13/2012 09:00

WETLAB Sample ID: 1209232-008 **Receive Date:** 9/13/2012 14:40

PROFILE II

Parameter	Method	Results	Units	Reporting Limit	Date Analyzed
pH	SM 4500-H+ B	7.83	pH Units		9/13/2012
Trace Metals Digestion	EPA 200.2	Complete			9/17/2012
Bicarbonate (HCO3)	SM 2320B	80	mg/L	1.0	9/13/2012
Carbonate (CO3)	SM 2320B	<1.0	mg/L	1.0	9/13/2012
Hydroxide (OH)	SM 2320B	<1.0	mg/L	1.0	9/13/2012
Total Alkalinity	SM 2320B	66	mg/L as CaCO3	1.0	9/13/2012
Chloride	EPA 300.0	<1.00	mg/L	1.00	9/14/2012
Fluoride	EPA 300.0	1.8	mg/L	0.10	9/14/2012
Sulfate	EPA 300.0	18	mg/L	1.0	9/14/2012
Nitrate Nitrogen	EPA 300.0	<1.0	mg/L	1.0	9/14/2012
Nitrite Nitrogen	EPA 300.0	<0.025	mg/L	0.025	9/14/2012
Total Dissolved Solids (TDS)	SM 2540C	120	mg/L	10	9/18/2012
Aluminum	EPA 200.7	<0.045	mg/L	0.045	9/18/2012
Barium	EPA 200.7	0.12	mg/L	0.010	9/18/2012
Beryllium	EPA 200.7	<0.0010	mg/L	0.0010	9/18/2012
Bismuth	EPA 200.7	<0.10	mg/L	0.10	9/18/2012
Boron	EPA 200.7	<0.10	mg/L	0.10	9/18/2012
Cadmium	EPA 200.7	<0.0010	mg/L	0.0010	9/18/2012
Calcium	EPA 200.7	24	mg/L	0.50	9/18/2012
Chromium	EPA 200.7	<0.0050	mg/L	0.0050	9/18/2012
Cobalt	EPA 200.7	<0.010	mg/L	0.010	9/18/2012
Copper	EPA 200.7	<0.050	mg/L	0.050	9/18/2012
Gallium	EPA 200.7	<0.10	mg/L	0.10	9/18/2012
Iron	EPA 200.7	<0.010	mg/L	0.010	9/18/2012
Lithium	EPA 200.7	<0.10	mg/L	0.10	9/18/2012
Magnesium	EPA 200.7	4.1	mg/L	0.50	9/18/2012
Manganese	EPA 200.7	0.020	mg/L	0.0050	9/18/2012
Molybdenum	EPA 200.7	<0.010	mg/L	0.010	9/18/2012
Nickel	EPA 200.7	<0.010	mg/L	0.010	9/18/2012
Phosphorus	EPA 200.7	<0.50	mg/L	0.50	9/18/2012
Potassium	EPA 200.7	4.3	mg/L	0.50	9/18/2012
Scandium	EPA 200.7	<0.10	mg/L	0.10	9/18/2012
Silver	EPA 200.7	<0.0050	mg/L	0.0050	9/18/2012
Sodium	EPA 200.7	1.4	mg/L	0.50	9/18/2012
Strontium	EPA 200.7	0.42	mg/L	0.10	9/18/2012
Tin	EPA 200.7	<0.10	mg/L	0.10	9/18/2012
Titanium	EPA 200.7	<0.10	mg/L	0.10	9/18/2012
Vanadium	EPA 200.7	<0.010	mg/L	0.010	9/18/2012

475 East Greg Street Suite #119
Sparks, NV 89431 (775) 355-0202
EPA Lab ID: NV00925 - ELAP No: 2523

1084 Lamoille Hwy
Elko, NV 89801 (775) 777-9933
EPA Lab ID: NV00926

3230 Polaris Ave #4
Las Vegas, NV 89102 (702) 475-8899
EPA Lab ID: NV00932

Customer Sample ID: Quartz Monzonite 0-5 Comp Wk:12 **Collect Date/Time:** 9/13/2012 09:00

WETLAB Sample ID: 1209232-008 **Receive Date:** 9/13/2012 14:40

PROFILE II

Parameter	Method	Results	Units	Reporting Limit	Date Analyzed
Zinc	EPA 200.7	<0.010	mg/L	0.010	9/18/2012
Mercury	EPA 200.8	<0.00010	mg/L	0.00010	9/18/2012
Antimony	EPA 200.8	<0.0025	mg/L	0.0025	9/18/2012
Arsenic	EPA 200.8	<0.0050	mg/L	0.0050	9/18/2012
Lead	EPA 200.8	<0.0025	mg/L	0.0025	9/18/2012
Selenium	EPA 200.8	<0.0050	mg/L	0.0050	9/18/2012
Thallium	EPA 200.8	<0.0010	mg/L	0.0010	9/18/2012
Uranium	EPA 200.8	0.033	mg/L	0.0050	9/18/2012
Anions	Calculation	1.78	meq/L	0.10	
Cations	Calculation	1.71	meq/L	0.10	
Error	Calculation	2.1	%	1.0	

475 East Greg Street Suite #119
Sparks, NV 89431 (775) 355-0202
EPA Lab ID: NV00925 - ELAP No: 2523

1084 Lamoille Hwy
Elko, NV 89801 (775) 777-9933
EPA Lab ID: NV00926

3230 Polaris Ave #4
Las Vegas, NV 89102 (702) 475-8899
EPA Lab ID: NV00932

Western Environmental Testing Laboratory
QC Report

QCBatchID	QCType	Parameter	Method	Result	Units
QC12090403	Blank 1	Fluoride	EPA 300.0	<0.10	mg/L
QC12090403	Blank 2	Fluoride	EPA 300.0	<0.10	mg/L
QC12090403	Blank 3	Fluoride	EPA 300.0	<0.10	mg/L
QC12090406	Blank 1	Chloride	EPA 300.0	<1.0	mg/L
QC12090406	Blank 2	Chloride	EPA 300.0	<1.0	mg/L
QC12090406	Blank 3	Chloride	EPA 300.0	<1.0	mg/L
QC12090408	Blank 1	Nitrite Nitrogen	EPA 300.0	<0.025	mg/L
QC12090408	Blank 2	Nitrite Nitrogen	EPA 300.0	<0.025	mg/L
QC12090408	Blank 3	Nitrite Nitrogen	EPA 300.0	<0.025	mg/L
QC12090410	Blank 1	Nitrate Nitrogen	EPA 300.0	<1.0	mg/L
QC12090410	Blank 2	Nitrate Nitrogen	EPA 300.0	<1.0	mg/L
QC12090410	Blank 3	Nitrate Nitrogen	EPA 300.0	<1.0	mg/L
QC12090412	Blank 1	Sulfate	EPA 300.0	<1.0	mg/L
QC12090412	Blank 2	Sulfate	EPA 300.0	<1.0	mg/L
QC12090412	Blank 3	Sulfate	EPA 300.0	<1.0	mg/L
QC12090457	Blank 1	Aluminum, Dissolved	EPA 200.7	<0.045	mg/L
		Barium, Dissolved	EPA 200.7	<0.010	mg/L
		Beryllium, Dissolved	EPA 200.7	<0.0010	mg/L
		Bismuth, Dissolved	EPA 200.7	<0.10	mg/L
		Boron, Dissolved	EPA 200.7	<0.10	mg/L
		Cadmium, Dissolved	EPA 200.7	<0.0010	mg/L
		Calcium, Dissolved	EPA 200.7	<0.50	mg/L
		Chromium, Dissolved	EPA 200.7	<0.0050	mg/L
		Cobalt, Dissolved	EPA 200.7	<0.010	mg/L
		Copper, Dissolved	EPA 200.7	<0.050	mg/L
		Gallium, Dissolved	EPA 200.7	<0.10	mg/L
		Iron, Dissolved	EPA 200.7	<0.010	mg/L
		Lithium, Dissolved	EPA 200.7	<0.10	mg/L
		Magnesium, Dissolved	EPA 200.7	<0.50	mg/L
		Manganese, Dissolved	EPA 200.7	<0.0050	mg/L
		Molybdenum, Dissolved	EPA 200.7	<0.010	mg/L
		Nickel, Dissolved	EPA 200.7	<0.010	mg/L
		Phosphorus, Dissolved	EPA 200.7	<0.50	mg/L
		Potassium, Dissolved	EPA 200.7	<0.50	mg/L
		Scandium, Dissolved	EPA 200.7	<0.10	mg/L
		Silver, Dissolved	EPA 200.7	<0.0050	mg/L
		Sodium, Dissolved	EPA 200.7	<0.50	mg/L
		Strontium, Dissolved	EPA 200.7	<0.10	mg/L
		Tin, Dissolved	EPA 200.7	<0.10	mg/L
		Titanium, Dissolved	EPA 200.7	<0.10	mg/L
		Vanadium, Dissolved	EPA 200.7	<0.010	mg/L
		Zinc, Dissolved	EPA 200.7	<0.010	mg/L
QC12090458	Blank 1	Aluminum, Dissolved	EPA 200.7	<0.045	mg/L
		Barium, Dissolved	EPA 200.7	<0.010	mg/L
		Beryllium, Dissolved	EPA 200.7	<0.0010	mg/L
		Bismuth, Dissolved	EPA 200.7	<0.10	mg/L
		Boron, Dissolved	EPA 200.7	<0.10	mg/L

475 East Greg Street Suite #119
Sparks, NV 89431 (775) 355-0202
EPA Lab ID: NV00925 - ELAP No: 2523

1084 Lamoille Hwy
Elko, NV 89801 (775) 777-9933
EPA Lab ID: NV00926

3230 Polaris Ave #4
Las Vegas, NV 89102 (702) 475-8899
EPA Lab ID: NV00932

QCBatchID	QCType	Parameter	Method	Result	Units
		Cadmium, Dissolved	EPA 200.7	<0.0010	mg/L
		Calcium, Dissolved	EPA 200.7	<0.50	mg/L
		Chromium, Dissolved	EPA 200.7	<0.0050	mg/L
		Cobalt, Dissolved	EPA 200.7	<0.010	mg/L
		Copper, Dissolved	EPA 200.7	<0.050	mg/L
		Gallium, Dissolved	EPA 200.7	<0.10	mg/L
		Iron, Dissolved	EPA 200.7	<0.010	mg/L
		Lithium, Dissolved	EPA 200.7	<0.10	mg/L
		Magnesium, Dissolved	EPA 200.7	<0.50	mg/L
		Manganese, Dissolved	EPA 200.7	<0.0050	mg/L
		Molybdenum, Dissolved	EPA 200.7	<0.010	mg/L
		Nickel, Dissolved	EPA 200.7	<0.010	mg/L
		Phosphorus, Dissolved	EPA 200.7	<0.50	mg/L
		Potassium, Dissolved	EPA 200.7	<0.50	mg/L
		Scandium, Dissolved	EPA 200.7	<0.10	mg/L
		Silver, Dissolved	EPA 200.7	<0.0050	mg/L
		Sodium, Dissolved	EPA 200.7	<0.50	mg/L
		Strontium, Dissolved	EPA 200.7	<0.10	mg/L
		Tin, Dissolved	EPA 200.7	<0.10	mg/L
		Titanium, Dissolved	EPA 200.7	<0.10	mg/L
		Vanadium, Dissolved	EPA 200.7	<0.010	mg/L
		Zinc, Dissolved	EPA 200.7	<0.010	mg/L
QC12090489	Blank 1	Uranium, Dissolved	EPA 200.8	<0.0050	mg/L
		Mercury, Dissolved	EPA 200.8	<0.00010	mg/L
		Antimony, Dissolved	EPA 200.8	<0.0025	mg/L
		Arsenic, Dissolved	EPA 200.8	<0.0050	mg/L
		Lead, Dissolved	EPA 200.8	<0.0025	mg/L
		Selenium, Dissolved	EPA 200.8	<0.0050	mg/L
		Thallium, Dissolved	EPA 200.8	<0.0010	mg/L
QC12090490	Blank 1	Uranium, Dissolved	EPA 200.8	<0.0050	mg/L
		Mercury, Dissolved	EPA 200.8	<0.00010	mg/L
		Antimony, Dissolved	EPA 200.8	<0.0025	mg/L
		Arsenic, Dissolved	EPA 200.8	<0.0050	mg/L
		Lead, Dissolved	EPA 200.8	<0.0025	mg/L
		Selenium, Dissolved	EPA 200.8	<0.0050	mg/L
		Thallium, Dissolved	EPA 200.8	<0.0010	mg/L
QC12090576	Blank 1	Total Dissolved Solids (TDS)	SM 2540C	<10	mg/L
QC12090576	Blank 2	Total Dissolved Solids (TDS)	SM 2540C	<10	mg/L

QCBatchID	QCType	Parameter	Method	Result	Actual	% Recovery	Units
QC12090362	LCS 1	pH	SM 4500-H+ B	7.01	7.00	100	pH Units
QC12090362	LCS 2	pH	SM 4500-H+ B	7.01	7.00	100	pH Units
QC12090363	LCS 1	Alkalinity	SM 2320B	99.2	100	99	mg/L
QC12090363	LCS 2	Alkalinity	SM 2320B	99.2	100	99	mg/L
QC12090363	LCS 3	Alkalinity	SM 2320B	99.6	100	100	mg/L
QC12090403	LCS 1	Fluoride	EPA 300.0	2.08	2.00	104	mg/L
QC12090406	LCS 1	Chloride	EPA 300.0	10.3	10.0	103	mg/L
QC12090408	LCS 1	Nitrite Nitrogen	EPA 300.0	0.493	0.500	99	mg/L
QC12090410	LCS 1	Nitrate Nitrogen	EPA 300.0	1.96	2.00	98	mg/L
QC12090412	LCS 1	Sulfate	EPA 300.0	25.1	25.0	100	mg/L
QC12090457	LCS 1	Aluminum	EPA 200.7	0.998	1.00	100	mg/L
		Barium	EPA 200.7	0.989	1.00	99	mg/L
		Beryllium	EPA 200.7	0.993	1.00	99	mg/L

475 East Greg Street Suite #119
Sparks, NV 89431 (775) 355-0202
EPA Lab ID: NV00925 - ELAP No: 2523

1084 Lamoille Hwy
Elko, NV 89801 (775) 777-9933
EPA Lab ID: NV00926

3230 Polaris Ave #4
Las Vegas, NV 89102 (702) 475-8899
EPA Lab ID: NV00932

QCBatchID	QCType	Parameter	Method	Result	Actual	% Recovery	Units
		Bismuth	EPA 200.7	1.02	1.00	102	mg/L
		Boron	EPA 200.7	0.950	1.00	95	mg/L
		Cadmium	EPA 200.7	0.995	1.00	100	mg/L
		Calcium	EPA 200.7	9.87	10.0	99	mg/L
		Chromium	EPA 200.7	0.983	1.00	98	mg/L
		Cobalt	EPA 200.7	0.994	1.00	99	mg/L
		Copper	EPA 200.7	4.89	5.00	98	mg/L
		Gallium	EPA 200.7	0.995	1.00	100	mg/L
		Iron	EPA 200.7	0.998	1.00	100	mg/L
		Lithium	EPA 200.7	0.998	1.00	100	mg/L
		Magnesium	EPA 200.7	9.85	10.0	98	mg/L
		Manganese	EPA 200.7	0.986	1.00	99	mg/L
		Molybdenum	EPA 200.7	0.980	1.00	98	mg/L
		Nickel	EPA 200.7	4.94	5.00	99	mg/L
		Phosphorus	EPA 200.7	4.95	5.00	99	mg/L
		Potassium	EPA 200.7	10.2	10.0	102	mg/L
		Scandium	EPA 200.7	0.986	1.00	99	mg/L
		Silver	EPA 200.7	0.089	0.090	99	mg/L
		Sodium	EPA 200.7	10.2	10.0	102	mg/L
		Strontium	EPA 200.7	1.02	1.00	102	mg/L
		Tin	EPA 200.7	0.969	1.00	97	mg/L
		Titanium	EPA 200.7	1.00	1.00	100	mg/L
		Vanadium	EPA 200.7	0.982	1.00	98	mg/L
		Zinc	EPA 200.7	1.01	1.00	101	mg/L
QC12090458	LCS 1	Aluminum	EPA 200.7	0.998	1.00	100	mg/L
		Barium	EPA 200.7	0.989	1.00	99	mg/L
		Beryllium	EPA 200.7	0.993	1.00	99	mg/L
		Bismuth	EPA 200.7	1.02	1.00	102	mg/L
		Boron	EPA 200.7	0.950	1.00	95	mg/L
		Cadmium	EPA 200.7	0.995	1.00	100	mg/L
		Calcium	EPA 200.7	9.87	10.0	99	mg/L
		Chromium	EPA 200.7	0.983	1.00	98	mg/L
		Cobalt	EPA 200.7	0.994	1.00	99	mg/L
		Copper	EPA 200.7	4.89	5.00	98	mg/L
		Gallium	EPA 200.7	0.995	1.00	100	mg/L
		Iron	EPA 200.7	0.998	1.00	100	mg/L
		Lithium	EPA 200.7	0.998	1.00	100	mg/L
		Magnesium	EPA 200.7	9.85	10.0	98	mg/L
		Manganese	EPA 200.7	0.986	1.00	99	mg/L
		Molybdenum	EPA 200.7	0.980	1.00	98	mg/L
		Nickel	EPA 200.7	4.94	5.00	99	mg/L
		Phosphorus	EPA 200.7	4.95	5.00	99	mg/L
		Potassium	EPA 200.7	10.2	10.0	102	mg/L
		Scandium	EPA 200.7	0.986	1.00	99	mg/L
		Silver	EPA 200.7	0.089	0.090	99	mg/L
		Sodium	EPA 200.7	10.2	10.0	102	mg/L
		Strontium	EPA 200.7	1.02	1.00	102	mg/L
		Tin	EPA 200.7	0.969	1.00	97	mg/L
		Titanium	EPA 200.7	1.00	1.00	100	mg/L
		Vanadium	EPA 200.7	0.982	1.00	98	mg/L
		Zinc	EPA 200.7	1.01	1.00	101	mg/L
QC12090489	LCS 1	Mercury	EPA 200.8	0.000950	0.001	95	mg/L
		Antimony	EPA 200.8	0.0093	0.010	93	mg/L

475 East Greg Street Suite #119
Sparks, NV 89431 (775) 355-0202
EPA Lab ID: NV00925 - ELAP No: 2523

1084 Lamoille Hwy
Elko, NV 89801 (775) 777-9933
EPA Lab ID: NV00926

3230 Polaris Ave #4
Las Vegas, NV 89102 (702) 475-8899
EPA Lab ID: NV00932

QCBatchID	QCType	Parameter	Method	Result	Actual	% Recovery	Units
		Arsenic	EPA 200.8	0.0515	0.050	103	mg/L
		Lead	EPA 200.8	0.0096	0.010	96	mg/L
		Selenium	EPA 200.8	0.0465	0.050	93	mg/L
		Thallium	EPA 200.8	0.0099	0.010	99	mg/L
		Uranium	EPA 200.8	0.0097	0.010	97	mg/L
QC12090490	LCS 1	Mercury	EPA 200.8	0.000950	0.001	95	mg/L
		Antimony	EPA 200.8	0.0093	0.010	93	mg/L
		Arsenic	EPA 200.8	0.0515	0.050	103	mg/L
		Lead	EPA 200.8	0.0096	0.010	96	mg/L
		Selenium	EPA 200.8	0.0465	0.050	93	mg/L
		Thallium	EPA 200.8	0.0099	0.010	99	mg/L
		Uranium	EPA 200.8	0.0097	0.010	97	mg/L
QC12090576	LCS 1	Total Dissolved Solids (TDS)	SM 2540C	149	150	100	mg/L
QC12090576	LCS 2	Total Dissolved Solids (TDS)	SM 2540C	148	150	99	mg/L

QCBatchID	QCType	Parameter	Method	Duplicate Sample	Sample Result	Duplicate Result		Units	RPD
QC12090362	Duplicate	pH	SM 4500-H+ B	1209218-001	7.66	7.66		pH Units	<1%
QC12090362	Duplicate	pH	SM 4500-H+ B	1209221-003	7.45	7.44		pH Units	<1%
QC12090362	Duplicate	pH	SM 4500-H+ B	1209232-001	7.75	7.78		pH Units	<1%
QC12090362	Duplicate	pH	SM 4500-H+ B	1209234-002	6.03	5.92	Q	pH Units	2 %
QC12090363	Duplicate	Bicarbonate (HCO3)	SM 2320B	1209218-001	194	194		mg/L	<1%
		Carbonate (CO3)	SM 2320B	1209218-001	<1.000	<1.000		mg/L	<1%
		Hydroxide (OH)	SM 2320B	1209218-001	<1.000	<1.000		mg/L	<1%
		Total Alkalinity	SM 2320B	1209218-001	159	159		mg/L as CaCO3	<1%
QC12090363	Duplicate	Bicarbonate (HCO3)	SM 2320B	1209221-003	397	396		mg/L	<1%
		Carbonate (CO3)	SM 2320B	1209221-003	<1.000	<1.000		mg/L	<1%
		Hydroxide (OH)	SM 2320B	1209221-003	<1.000	<1.000		mg/L	<1%
		Total Alkalinity	SM 2320B	1209221-003	325	325		mg/L as CaCO3	<1%
QC12090363	Duplicate	Bicarbonate (HCO3)	SM 2320B	1209232-001	75.6	75.3		mg/L	<1%
		Carbonate (CO3)	SM 2320B	1209232-001	<1.000	<1.000		mg/L	<1%
		Hydroxide (OH)	SM 2320B	1209232-001	<1.000	<1.000		mg/L	<1%
		Total Alkalinity	SM 2320B	1209232-001	62.0	61.8		mg/L as CaCO3	<1%
QC12090363	Duplicate	Bicarbonate (HCO3)	SM 2320B	1209234-002	1.51	1.62		mg/L	7 %
		Carbonate (CO3)	SM 2320B	1209234-002	<1.000	<1.000		mg/L	<1%
		Hydroxide (OH)	SM 2320B	1209234-002	<1.000	<1.000		mg/L	<1%
		Total Alkalinity	SM 2320B	1209234-002	1.24	1.33		mg/L as CaCO3	7 %
QC12090576	Duplicate	Total Dissolved Solids (TDS)	SM 2540C	1209232-001	116	106		mg/L	9 %
QC12090576	Duplicate	Total Dissolved Solids (TDS)	SM 2540C	1209269-001	1262	1268		mg/L	<1%
QC12090576	Duplicate	Total Dissolved Solids (TDS)	SM 2540C	1209278-001	38.0	29.0		mg/L	27 %
QC12090576	Duplicate	Total Dissolved Solids (TDS)	SM 2540C	1209291-001	283	285		mg/L	1 %

QCBatchID	QCType	Parameter	Method	Spike Sample	Sample Result		MS Result	MSD Result	Spike Value	Units	MS % Rec.	MSD % Rec.	RPD
QC12090403	MS 1	Fluoride	EPA 300.0	1209232-003	1.30		3.21	3.24	2.00	mg/L	96	97	1 %
QC12090403	MS 2	Fluoride	EPA 300.0	1209234-001	<0.100	M	2.57	2.68	2.00	mg/L	NC	NC	NC
QC12090406	MS 1	Chloride	EPA 300.0	1209232-003	<1.000		5.27	5.36	5.00	mg/L	104	106	2 %

475 East Greg Street Suite #119
Sparks, NV 89431 (775) 355-0202
EPA Lab ID: NV00925 - ELAP No: 2523

1084 Lamoille Hwy
Elko, NV 89801 (775) 777-9933
EPA Lab ID: NV00926

3230 Polaris Ave #4
Las Vegas, NV 89102 (702) 475-8899
EPA Lab ID: NV00932

QCBatchID	QCType	Parameter	Method	Spike Sample	Sample Result	MS Result	MSD Result	Spike Value	Units	MS % Rec.	MSD % Rec.	RPD
QC12090406	MS 2	Chloride	EPA 300.0	1209234-001	<1.000	5.48	5.59	5.00	mg/L	104	107	2 %
QC12090408	MS 1	Nitrite Nitrogen	EPA 300.0	1209232-003	<0.025	0.517	0.526	0.500	mg/L	103	105	2 %
QC12090408	MS 2	Nitrite Nitrogen	EPA 300.0	1209234-001	<0.025	0.509	0.517	0.500	mg/L	100	101	2 %
QC12090410	MS 1	Nitrate Nitrogen	EPA 300.0	1209232-003	<1.000	2.02	2.05	2.00	mg/L	99	101	1 %
QC12090410	MS 2	Nitrate Nitrogen	EPA 300.0	1209234-001	<1.000	2.14	2.18	2.00	mg/L	103	106	2 %
QC12090412	MS 1	Sulfate	EPA 300.0	1209232-003	56.1	64.3	64.5	10.0	mg/L	83	84	<1%
QC12090412	MS 2	Sulfate	EPA 300.0	1209234-001	9.16	20.5	21.0	10.0	mg/L	113	119	2 %
QC12090457	MS 1	Aluminum, Dissolved	EPA 200.7	1209259-003	<0.045	0.989	1.03	1.00	mg/L	98	102	4 %
		Barium, Dissolved	EPA 200.7	1209259-003	<0.010	0.958	0.992	1.00	mg/L	95	98	3 %
		Beryllium, Dissolved	EPA 200.7	1209259-003	<0.001	0.979	1.02	1.00	mg/L	98	102	4 %
		Bismuth, Dissolved	EPA 200.7	1209259-003	<0.100	0.960	0.989	1.00	mg/L	99	102	3 %
		Boron, Dissolved	EPA 200.7	1209259-003	0.161	1.15	1.20	1.00	mg/L	99	104	4 %
		Cadmium, Dissolved	EPA 200.7	1209259-003	<0.001	0.962	1.00	1.00	mg/L	96	100	4 %
		Calcium, Dissolved	EPA 200.7	1209259-003	141	150	153	10.0	mg/L	90	120	2 %
		Chromium, Dissolved	EPA 200.7	1209259-003	<0.005	0.955	0.993	1.00	mg/L	95	99	4 %
		Cobalt, Dissolved	EPA 200.7	1209259-003	<0.010	0.934	0.967	1.00	mg/L	93	96	3 %
		Copper, Dissolved	EPA 200.7	1209259-003	<0.050	4.57	4.75	5.00	mg/L	91	95	4 %
		Gallium, Dissolved	EPA 200.7	1209259-003	<0.100	0.969	1.00	1.00	mg/L	96	99	3 %
		Iron, Dissolved	EPA 200.7	1209259-003	0.187	1.19	1.20	1.00	mg/L	100	101	1 %
		Lithium, Dissolved	EPA 200.7	1209259-003	<0.100	0.938	0.933	1.00	mg/L	92	92	1 %
		Magnesium, Dissolved	EPA 200.7	1209259-003	27.3	35.9	37.0	10.0	mg/L	86	97	3 %
		Manganese, Dissolved	EPA 200.7	1209259-003	<0.005	0.953	0.992	1.00	mg/L	95	99	4 %
		Molybdenum, Dissolved	EPA 200.7	1209259-003	<0.010	0.998	1.03	1.00	mg/L	99	102	3 %
		Nickel, Dissolved	EPA 200.7	1209259-003	<0.010	4.57	4.73	5.00	mg/L	91	95	3 %
		Phosphorus, Dissolved	EPA 200.7	1209259-003	<0.500	5.21	5.41	5.00	mg/L	103	107	4 %
		Potassium, Dissolved	EPA 200.7	1209259-003	6.69	16.4	16.6	10.0	mg/L	97	99	1 %
		Scandium, Dissolved	EPA 200.7	1209259-003	<0.100	0.955	0.988	1.00	mg/L	96	99	3 %
		Silver, Dissolved	EPA 200.7	1209259-003	<0.005	0.085	0.088	0.090	mg/L	94	97	3 %
		Sodium, Dissolved	EPA 200.7	1209259-003	67.2	76.1	77.1	10.0	mg/L	89	99	1 %
		Strontium, Dissolved	EPA 200.7	1209259-003	0.938	1.93	1.94	1.00	mg/L	99	100	1 %
		Tin, Dissolved	EPA 200.7	1209259-003	<0.100	0.957	0.989	1.00	mg/L	102	105	3 %
		Titanium, Dissolved	EPA 200.7	1209259-003	<0.100	1.02	1.01	1.00	mg/L	102	101	1 %
		Vanadium, Dissolved	EPA 200.7	1209259-003	0.017	1.00	1.04	1.00	mg/L	98	102	4 %
		Zinc, Dissolved	EPA 200.7	1209259-003	<0.010	0.978	1.02	1.00	mg/L	98	102	4 %
QC12090458	MS 1	Aluminum, Dissolved	EPA 200.7	1209259-004	<0.045	1.01	0.998	1.00	mg/L	100	99	1 %
		Barium, Dissolved	EPA 200.7	1209259-004	0.041	1.03	1.03	1.00	mg/L	99	99	<1%
		Beryllium, Dissolved	EPA 200.7	1209259-004	<0.001	1.01	1.02	1.00	mg/L	101	102	1 %
		Bismuth, Dissolved	EPA 200.7	1209259-004	<0.100	1.01	1.02	1.00	mg/L	101	102	1 %
		Boron, Dissolved	EPA 200.7	1209259-004	0.113	1.10	1.10	1.00	mg/L	99	99	<1%
		Cadmium, Dissolved	EPA 200.7	1209259-004	<0.001	0.998	1.00	1.00	mg/L	100	100	<1%
		Calcium, Dissolved	EPA 200.7	1209259-004	24.1	33.8	33.9	10.0	mg/L	97	98	<1%
		Chromium, Dissolved	EPA 200.7	1209259-004	<0.005	0.984	0.985	1.00	mg/L	98	98	<1%
		Cobalt, Dissolved	EPA 200.7	1209259-004	<0.010	0.988	0.990	1.00	mg/L	99	99	<1%
		Copper, Dissolved	EPA 200.7	1209259-004	<0.050	4.83	4.78	5.00	mg/L	97	96	1 %
		Gallium, Dissolved	EPA 200.7	1209259-004	<0.100	0.995	0.985	1.00	mg/L	99	98	1 %
		Iron, Dissolved	EPA 200.7	1209259-004	<0.050	0.997	1.00	1.00	mg/L	96	97	<1%
		Lithium, Dissolved	EPA 200.7	1209259-004	<0.100	0.941	0.934	1.00	mg/L	93	92	1 %
		Magnesium, Dissolved	EPA 200.7	1209259-004	8.96	18.3	18.6	10.0	mg/L	93	96	2 %
		Manganese, Dissolved	EPA 200.7	1209259-004	<0.005	0.993	0.992	1.00	mg/L	100	100	<1%
		Molybdenum, Dissolved	EPA 200.7	1209259-004	<0.010	0.980	0.988	1.00	mg/L	98	99	1 %
		Nickel, Dissolved	EPA 200.7	1209259-004	<0.010	4.84	4.86	5.00	mg/L	97	97	<1%
		Phosphorus, Dissolved	EPA 200.7	1209259-004	<0.500	5.09	5.16	5.00	mg/L	101	102	1 %

475 East Greg Street Suite #119
Sparks, NV 89431 (775) 355-0202
EPA Lab ID: NV00925 - ELAP No: 2523

1084 Lamoille Hwy
Elko, NV 89801 (775) 777-9933
EPA Lab ID: NV00926

3230 Polaris Ave #4
Las Vegas, NV 89102 (702) 475-8899
EPA Lab ID: NV00932

QCBatchID	QCType	Parameter	Method	Spike Sample	Sample Result	MS Result	MSD Result	Spike Value	Units	MS % Rec.	MSD % Rec.	RPD
		Potassium, Dissolved	EPA 200.7	1209259-004	2.82	12.7	12.6	10.0	mg/L	99	98	1 %
		Scandium, Dissolved	EPA 200.7	1209259-004	<0.100	0.972	0.973	1.00	mg/L	97	97	<1%
		Silver, Dissolved	EPA 200.7	1209259-004	<0.005	0.088	0.088	0.090	mg/L	98	97	<1%
		Sodium, Dissolved	EPA 200.7	1209259-004	32.3	42.3	41.2	10.0	mg/L	100	89	3 %
		Strontium, Dissolved	EPA 200.7	1209259-004	0.404	1.41	1.38	1.00	mg/L	101	98	2 %
		Tin, Dissolved	EPA 200.7	1209259-004	<0.100	0.980	0.998	1.00	mg/L	100	102	2 %
		Titanium, Dissolved	EPA 200.7	1209259-004	<0.100	1.01	1.02	1.00	mg/L	101	102	1 %
		Vanadium, Dissolved	EPA 200.7	1209259-004	0.013	1.01	1.01	1.00	mg/L	100	100	<1%
		Zinc, Dissolved	EPA 200.7	1209259-004	<0.010	1.01	1.03	1.00	mg/L	101	103	2 %
QC12090489	MS 1	Uranium, Dissolved	EPA 200.8	1209259-003	0.0052	0.0144	0.0144	0.010	mg/L	92	91	<1%
		Mercury, Dissolved	EPA 200.8	1209259-003	<0.00010	0.000899	0.000870	0.001	mg/L	88	85	3 %
		Antimony, Dissolved	EPA 200.8	1209259-003	<0.0025	0.0095	0.0095	0.010	mg/L	93	93	<1%
		Arsenic, Dissolved	EPA 200.8	1209259-003	<0.0050	0.0580	0.0576	0.050	mg/L	107	106	1 %
		Lead, Dissolved	EPA 200.8	1209259-003	<0.0025	0.0088	0.0088	0.010	mg/L	88	88	<1%
		Selenium, Dissolved	EPA 200.8	1209259-003	<0.0050	0.0501	0.0505	0.050	mg/L	94	95	1 %
		Thallium, Dissolved	EPA 200.8	1209259-003	<0.0010	0.0090	0.0089	0.010	mg/L	90	89	1 %
QC12090490	MS 1	Uranium, Dissolved	EPA 200.8	1209259-004	<0.0050	0.0106	0.0106	0.010	mg/L	96	96	<1%
		Mercury, Dissolved	EPA 200.8	1209259-004	<0.00010	0.000967	0.000972	0.001	mg/L	94	94	1 %
		Antimony, Dissolved	EPA 200.8	1209259-004	<0.0025	0.0098	0.0097	0.010	mg/L	96	96	1 %
		Arsenic, Dissolved	EPA 200.8	1209259-004	0.0215	0.0735	0.0725	0.050	mg/L	104	102	1 %
		Lead, Dissolved	EPA 200.8	1209259-004	<0.0025	0.0093	0.0093	0.010	mg/L	92	92	<1%
		Selenium, Dissolved	EPA 200.8	1209259-004	<0.0050	0.0452	0.0451	0.050	mg/L	90	89	<1%
		Thallium, Dissolved	EPA 200.8	1209259-004	<0.0010	0.0094	0.0094	0.010	mg/L	94	94	<1%

475 East Greg Street Suite #119
Sparks, NV 89431 (775) 355-0202
EPA Lab ID: NV00925 - ELAP No: 2523

1084 Lamoille Hwy
Elko, NV 89801 (775) 777-9933
EPA Lab ID: NV00926

3230 Polaris Ave #4
Las Vegas, NV 89102 (702) 475-8899
EPA Lab ID: NV00932

WETLAB
WESTERN ENVIRONMENTAL TESTING LABORATORY
Specializing in Soil, Hazardous Waste and Water Analysis.
475 E. Greg Street #118 | Sparks, Nevada 89431
tel (775) 355-0202 | fax (775) 355-0817 | www.WETLaboratory.com

Lab Number 1209232
Report Due Date: 9/27/12
Page 1 of 1

Client: McClelland Laboratories, Inc.
Address: 1016 Greg Street
City, State & Zip: Sparks, NV 89431
Contact: Gene McClelland
Phone: 775-356-1300 | Collector's Name: Robert
Fax: 775-356-8917 | Project Name:
P.O. Number: | Project Number: 3438
Email: mli@mettest.com

Turnaround Time: Standard | 5 Day | Other

Billing Address (if different than Client Address):
Company:
Address:
City, State & Zip:
Contact:
Phone:
Fax:
Email:

Additional Information

Fax Results	Y	N	To: Client	Billing
Email Results	Y	N	To: Client	Billing
Compliance Monitoring	Y	N		
Fax Results to State EPA	Y	N		

Sample Type Codes

DW = Drinking Water	SD = Solid
WW = Wastewater	SO = Soil
SW = Surface Water	HW = Hazardous Waste
MW = Monitoring Well	OTHER:

SAMPLE ID / LOCATION	REMARKS	DATE	TIME	SAMPLE TYPE	NO. OF CONTAINERS	Profile II w/o Rad	Uranium	Spl. No.
CF-11-02 (227-367)	Wk:12	09/13/12	9:00	WW	2	X	X	1
CF-11-02 (52-117)								2
K-Spar Breccia 5+ Comp								3
Biotite Breccia 5+ Comp								4
Quartz Monzonite 5+ Comp								5
Biotite Breccia 0-5 Comp								6
K-Spar Breccia 0-5 Comp								7
Quartz Monzonite 0-5 Comp								8

1209 5
232 1

Instructions/Comments/Special Requirements:

SAMPLE RECEIPT	DATE	TIME	Samples Relinquished By	Samples Received By
Temperature 22.3°C	9/13/12	2:45		
Custody Seals Intact? Y N (None)				
Number of Containers 16				

WETLAB'S Standard Terms and Conditions apply unless written agreements specify otherwise. Payment terms are Net 30.

To the maximum extent permitted by law, the Client agrees to limit the liability of WETLAB for the Client's damages to the total compensation received, unless other agreements are made in writing. This limitation shall apply regardless of the cause of action or legal theory pled or asserted.

301.2E

WETLAB
WESTERN ENVIRONMENTAL TESTING LABORATORY
Specializing in Soil, Hazardous Waste and Water Analysis.
475 E. Greg Street #118 | Sparks, Nevada 89431
tel (775) 355-0202 | fax (775) 355-0817 | www.WETLaboratory.com

Lab Number 1209232
Report Due Date: 9/27/12
Page 1 of 1

Client: McClelland Laboratories, Inc.
Address: 1016 Greg Street
City, State & Zip: Sparks, NV 89431
Contact: Gene McClelland
Phone: 775-356-1300 | Collector's Name: Robert
Fax: 775-356-8917 | Project Name:
P.O. Number: | Project Number: 3438
Email: mli@mettest.com

Turnaround Time: Standard | 5 Day | Other

Billing Address (if different than Client Address):
Company:
Address:
City, State & Zip:
Contact:
Phone:
Fax:
Email:

Additional Information

Fax Results	Y	N	To: Client	Billing
Email Results	Y	N	To: Client	Billing
Compliance Monitoring	Y	N		
Fax Results to State EPA	Y	N		

Sample Type Codes
DW = Drinking Water; WW = Wastewater; SW = Surface Water; MW = Monitoring Well; SD = Solid; SO = Soil; HW = Hazardous Waste; OTHER:

SAMPLE ID / LOCATION		DATE	TIME	SAMPLE TYPE	NO. OF CONTAINERS	Profile II w/o Wad	Uranium	Spl. No.
CF-11-02 (227-367)	Wk:12	09/13/12	9:00	WW	2	X	X	1
CF-11-02 (52-117)								2
K-Spar Breccia 5+ Comp								3
Biotite Breccia 5+ Comp								4
Quartz Monzonite 5+ Comp								5
Biotite Breccia 0-5 Comp								6
K-Spar Breccia 0-5 Comp								7
Quartz Monzonite 0-5 Comp								8

1209 5
232 1

Instructions/Comments/Special Requirements:

SAMPLE RECEIPT	DATE	TIME	Samples Relinquished By	Samples Received By
Temperature 22.3°C	9/13/12	2:45		
Custody Seals Intact? Y N (None)				
Number of Containers 16				

WETLAB'S Standard Terms and Conditions apply unless written agreements specify otherwise. Payment terms are Net 30.

To the maximum extent permitted by law, the Client agrees to limit the liability of WETLAB for the Client's damages to the total compesation received, unless other agreements are made in writing. This limitation shall apply regardless of the cause of action or legal theory pled or asserted.

301.2E

9/4/2012

McClelland Laboratory
1016 Greg Street
Sparks, NV 89431
Attn: Gene McClelland

OrderID: *1208332*

Dear: Gene McClelland

This is to transmit the attached analytical report. The analytical data and information contained therein was generated using specified or selected methods contained in references, such as Standard Methods for the Examination of Water and Wastewater, 18th & 19th editions, Methods for Determination of Organic Compounds in Drinking Water, EPA-600/4-79-020, and Test Methods for Evaluation of Solid Waste, Physical/Chemical Methods (SW846) Third Edition.

The samples were received by WETLAB-Western Environmental Testing Laboratory in good condition on 8/16/2012. Additional comments are located on page 2 of this report.

If you should have any questions or comments regarding this report, please do not hesitate to call.

Sincerely,

Andy Smith
QA Manager

SPARKS
475 E. Greg Street, Suite 119
Sparks, Nevada 89431
tel (775) 355-0202
fax (775) 355-0817

ELKO
1084 Lamoille Hwy.
Elko, Nevada 89801
tel (775) 777-9933
fax (775) 777-9933

LAS VEGAS
3230 Polaris Ave., Suite 4
Las Vegas, Nevada 89102
tel (702) 475-8899
fax (702) 776-6152

Western Environmental Testing Laboratory
Report Comments

McClelland Laboratory - 1208332

General Comments

None

Specific Comments

Due to the sample matrix it was necessary to analyze the following at a dilution:
1208332-001 Iron, Antimony, Arsenic, Selenium
1208332-002 Aluminum, Iron
1208332-004 Iron
1208332-006 Iron
1208332-008 Iron
The reporting limits have been adjusted accordingly.

Data Qualifier Legend

B -- Blank contamination; Analyte detected above the method reporting limit in an associated blank

HT -- Sample held beyond the accepted holding time

J -- The reported value is between the laboratory method detection limit and the laboratory practical quantitation limit

M -- Reported value is estimated; The sample matrix interfered with the analysis

N -- There was insufficient sample available to perform a spike and/or duplicate on this analytical batch.

NC -- Not calculated due to matrix interference

Q -- Reported value is estimated; The value failed to meet QC criteria for either precision or accuracy

S -- Surrogate recovery was outside of laboratory acceptance limits due to matrix interference. The associated blank and LCS surrogate recovery was within acceptance limits.

SC -- Spike recovery not calculated. Sample concentration >4X the spike amount; therefore, the spike could not be adequately recovered.

475 East Greg Street Suite #119
Sparks, NV 89431 (775) 355-0202
EPA Lab ID: NV00925 - ELAP No: 2523

1084 Lamoille Hwy
Elko, NV 89801 (775) 777-9933
EPA Lab ID: NV00926

3230 Polaris Ave #4
Las Vegas, NV 89102 (702) 475-8899
EPA Lab ID: NV00932

Western Environmental Testing Laboratory
Analytical Report

McClelland Laboratory
1016 Greg Street
Sparks, NV 89431
Attn: Gene McClelland
Phone: (775) 356-1300 **Fax:** (775) 356-8917
PO\Project: *3438 WK:8*

Date Printed: 9/4/2012
OrderID: *1208332*

Customer Sample ID: CF-11-02 (227-367) Wk:8
WETLAB Sample ID: 1208332-001

Collect Date/Time: 8/16/2012 09:00
Receive Date: 8/16/2012 14:40

PROFILE II

Parameter	Method	Results	Units	Reporting Limit	Date Analyzed
pH	SM 4500-H+ B	7.66	pH Units		8/16/2012
Trace Metals Digestion	EPA 200.2	Complete			8/24/2012
Bicarbonate (HCO3)	SM 2320B	66	mg/L	1.0	8/16/2012
Carbonate (CO3)	SM 2320B	<1.0	mg/L	1.0	8/16/2012
Hydroxide (OH)	SM 2320B	<1.0	mg/L	1.0	8/16/2012
Total Alkalinity	SM 2320B	54	mg/L as CaCO3	1.0	8/16/2012
Chloride	EPA 300.0	<1.00	mg/L	1.00	8/17/2012
Fluoride	EPA 300.0	1.6	mg/L	0.10	8/17/2012
Sulfate	EPA 300.0	35	mg/L	1.0	8/17/2012
Nitrate Nitrogen	EPA 300.0	<1.0	mg/L	1.0	8/17/2012
Nitrite Nitrogen	EPA 300.0	<0.025	mg/L	0.025	8/17/2012
Total Dissolved Solids (TDS)	SM 2540C	110	mg/L	10	8/20/2012
Aluminum	EPA 200.7	0.073	mg/L	0.045	8/24/2012
Barium	EPA 200.7	0.049	mg/L	0.010	8/24/2012
Beryllium	EPA 200.7	<0.0010	mg/L	0.0010	8/24/2012
Bismuth	EPA 200.7	<0.10	mg/L	0.10	8/24/2012
Boron	EPA 200.7	<0.10	mg/L	0.10	8/24/2012
Cadmium	EPA 200.7	<0.0010	mg/L	0.0010	8/24/2012
Calcium	EPA 200.7	22	mg/L	0.50	8/24/2012
Chromium	EPA 200.7	<0.0050	mg/L	0.0050	8/24/2012
Cobalt	EPA 200.7	<0.010	mg/L	0.010	8/24/2012
Copper	EPA 200.7	<0.050	mg/L	0.050	8/24/2012
Gallium	EPA 200.7	<0.10	mg/L	0.10	8/24/2012
Iron	EPA 200.7	<0.050	mg/L	0.050	8/28/2012
Lithium	EPA 200.7	<0.10	mg/L	0.10	8/24/2012
Magnesium	EPA 200.7	5.0	mg/L	0.50	8/24/2012
Manganese	EPA 200.7	0.024	mg/L	0.0050	8/24/2012

475 East Greg Street Suite #119
Sparks, NV 89431 (775) 355-0202
EPA Lab ID: NV00925 - ELAP No: 2523

1084 Lamoille Hwy
Elko, NV 89801 (775) 777-9933
EPA Lab ID: NV00926

3230 Polaris Ave #4
Las Vegas, NV 89102 (702) 475-8899
EPA Lab ID: NV00932

Customer Sample ID: CF-11-02 (227-367) Wk:8
WETLAB Sample ID: 1208332-001
Collect Date/Time: 8/16/2012 09:00
Receive Date: 8/16/2012 14:40

PROFILE II

Parameter	Method	Results	Units	Reporting Limit	Date Analyzed
Molybdenum	EPA 200.7	<0.010	mg/L	0.010	8/24/2012
Nickel	EPA 200.7	<0.010	mg/L	0.010	8/24/2012
Phosphorus	EPA 200.7	<0.50	mg/L	0.50	8/24/2012
Potassium	EPA 200.7	7.5	mg/L	0.50	8/24/2012
Scandium	EPA 200.7	<0.10	mg/L	0.10	8/24/2012
Silver	EPA 200.7	<0.0050	mg/L	0.0050	8/24/2012
Sodium	EPA 200.7	2.0	mg/L	0.50	8/24/2012
Strontium	EPA 200.7	0.22	mg/L	0.10	8/24/2012
Tin	EPA 200.7	<0.10	mg/L	0.10	8/24/2012
Titanium	EPA 200.7	<0.10	mg/L	0.10	8/24/2012
Vanadium	EPA 200.7	<0.010	mg/L	0.010	8/24/2012
Zinc	EPA 200.7	<0.010	mg/L	0.010	8/24/2012
Mercury	EPA 200.8	<0.00010	mg/L	0.00010	8/28/2012
Antimony	EPA 200.8	<0.0050	mg/L	0.0050	8/30/2012
Arsenic	EPA 200.8	<0.010	mg/L	0.010	8/30/2012
Lead	EPA 200.8	<0.0025	mg/L	0.0025	8/28/2012
Selenium	EPA 200.8	<0.010	mg/L	0.010	8/30/2012
Thallium	EPA 200.8	<0.0010	mg/L	0.0010	8/28/2012
Uranium	EPA 200.8	0.016	mg/L	0.0050	8/28/2012
Anions	Calculation	1.89	meq/L	0.10	
Cations	Calculation	1.80	meq/L	0.10	
Error	Calculation	2.6	%	1.0	

Customer Sample ID: CF-11-02 (52-117) Wk:8
WETLAB Sample ID: 1208332-002
Collect Date/Time: 8/16/2012 09:00
Receive Date: 8/16/2012 14:40

PROFILE II

Parameter	Method	Results	Units	Reporting Limit	Date Analyzed
pH	SM 4500-H+ B	7.67	pH Units		8/16/2012
Trace Metals Digestion	EPA 200.2	Complete			8/24/2012
Bicarbonate (HCO3)	SM 2320B	58	mg/L	1.0	8/16/2012
Carbonate (CO3)	SM 2320B	<1.0	mg/L	1.0	8/16/2012
Hydroxide (OH)	SM 2320B	<1.0	mg/L	1.0	8/16/2012
Total Alkalinity	SM 2320B	48	mg/L as CaCO3	1.0	8/16/2012
Chloride	EPA 300.0	<1.00	mg/L	1.00	8/17/2012
Fluoride	EPA 300.0	1.3	mg/L	0.10	8/17/2012
Sulfate	EPA 300.0	36	mg/L	1.0	8/17/2012
Nitrate Nitrogen	EPA 300.0	<1.0	mg/L	1.0	8/17/2012
Nitrite Nitrogen	EPA 300.0	<0.025	mg/L	0.025	8/17/2012

475 East Greg Street Suite #119
Sparks, NV 89431 (775) 355-0202
EPA Lab ID: NV00925 - ELAP No: 2523

1084 Lamoille Hwy
Elko, NV 89801 (775) 777-9933
EPA Lab ID: NV00926

3230 Polaris Ave #4
Las Vegas, NV 89102 (702) 475-8899
EPA Lab ID: NV00932

Customer Sample ID: CF-11-02 (52-117) Wk:8
WETLAB Sample ID: 1208332-002

Collect Date/Time: 8/16/2012 09:00
Receive Date: 8/16/2012 14:40

PROFILE II

Parameter	Method	Results	Units	Reporting Limit	Date Analyzed
Total Dissolved Solids (TDS)	SM 2540C	120	mg/L	10	8/20/2012
Aluminum	EPA 200.7	<0.20	mg/L	0.20	8/28/2012
Barium	EPA 200.7	0.010	mg/L	0.010	8/24/2012
Beryllium	EPA 200.7	<0.0010	mg/L	0.0010	8/24/2012
Bismuth	EPA 200.7	<0.10	mg/L	0.10	8/24/2012
Boron	EPA 200.7	<0.10	mg/L	0.10	8/24/2012
Cadmium	EPA 200.7	<0.0010	mg/L	0.0010	8/24/2012
Calcium	EPA 200.7	22	mg/L	0.50	8/24/2012
Chromium	EPA 200.7	<0.0050	mg/L	0.0050	8/24/2012
Cobalt	EPA 200.7	<0.010	mg/L	0.010	8/24/2012
Copper	EPA 200.7	<0.050	mg/L	0.050	8/24/2012
Gallium	EPA 200.7	<0.10	mg/L	0.10	8/24/2012
Iron	EPA 200.7	<0.050	mg/L	0.050	8/28/2012
Lithium	EPA 200.7	<0.10	mg/L	0.10	8/24/2012
Magnesium	EPA 200.7	3.5	mg/L	0.50	8/24/2012
Manganese	EPA 200.7	0.022	mg/L	0.0050	8/24/2012
Molybdenum	EPA 200.7	<0.010	mg/L	0.010	8/24/2012
Nickel	EPA 200.7	<0.010	mg/L	0.010	8/24/2012
Phosphorus	EPA 200.7	<0.50	mg/L	0.50	8/24/2012
Potassium	EPA 200.7	8.1	mg/L	0.50	8/24/2012
Scandium	EPA 200.7	<0.10	mg/L	0.10	8/24/2012
Silver	EPA 200.7	<0.0050	mg/L	0.0050	8/24/2012
Sodium	EPA 200.7	1.8	mg/L	0.50	8/24/2012
Strontium	EPA 200.7	0.18	mg/L	0.10	8/24/2012
Tin	EPA 200.7	<0.10	mg/L	0.10	8/24/2012
Titanium	EPA 200.7	<0.10	mg/L	0.10	8/24/2012
Vanadium	EPA 200.7	<0.010	mg/L	0.010	8/24/2012
Zinc	EPA 200.7	<0.010	mg/L	0.010	8/24/2012
Mercury	EPA 200.8	<0.00010	mg/L	0.00010	8/28/2012
Antimony	EPA 200.8	<0.0025	mg/L	0.0025	8/28/2012
Arsenic	EPA 200.8	<0.0050	mg/L	0.0050	8/28/2012
Lead	EPA 200.8	<0.0025	mg/L	0.0025	8/28/2012
Selenium	EPA 200.8	<0.0050	mg/L	0.0050	8/28/2012
Thallium	EPA 200.8	<0.0010	mg/L	0.0010	8/28/2012
Uranium	EPA 200.8	0.021	mg/L	0.0050	8/28/2012
Anions	Calculation	1.77	meq/L	0.10	
Cations	Calculation	1.67	meq/L	0.10	
Error	Calculation	2.8	%	1.0	

475 East Greg Street Suite #119
Sparks, NV 89431 (775) 355-0202
EPA Lab ID: NV00925 - ELAP No: 2523

1084 Lamoille Hwy
Elko, NV 89801 (775) 777-9933
EPA Lab ID: NV00926

3230 Polaris Ave #4
Las Vegas, NV 89102 (702) 475-8899
EPA Lab ID: NV00932

Customer Sample ID: K-Spar Breccia 5+ Comp Wk:8
WETLAB Sample ID: 1208332-003

Collect Date/Time: 8/16/2012 09:00
Receive Date: 8/16/2012 14:40

PROFILE II

Parameter	Method	Results	Units	Reporting Limit	Date Analyzed
pH	SM 4500-H+ B	7.88	pH Units		8/16/2012
Trace Metals Digestion	EPA 200.2	Complete			8/24/2012
Bicarbonate (HCO3)	SM 2320B	96	mg/L	1.0	8/16/2012
Carbonate (CO3)	SM 2320B	<1.0	mg/L	1.0	8/16/2012
Hydroxide (OH)	SM 2320B	<1.0	mg/L	1.0	8/16/2012
Total Alkalinity	SM 2320B	79	mg/L as CaCO3	1.0	8/16/2012
Chloride	EPA 300.0	<1.00	mg/L	1.00	8/17/2012
Fluoride	EPA 300.0	1.4	mg/L	0.10	8/17/2012
Sulfate	EPA 300.0	70	mg/L	1.0	8/17/2012
Nitrate Nitrogen	EPA 300.0	<1.0	mg/L	1.0	8/17/2012
Nitrite Nitrogen	EPA 300.0	<0.025	mg/L	0.025	8/17/2012
Total Dissolved Solids (TDS)	SM 2540C	200	mg/L	10	8/20/2012
Aluminum	EPA 200.7	<0.045	mg/L	0.045	8/24/2012
Barium	EPA 200.7	0.061	mg/L	0.010	8/24/2012
Beryllium	EPA 200.7	<0.0010	mg/L	0.0010	8/24/2012
Bismuth	EPA 200.7	<0.10	mg/L	0.10	8/24/2012
Boron	EPA 200.7	<0.10	mg/L	0.10	8/24/2012
Cadmium	EPA 200.7	<0.0010	mg/L	0.0010	8/24/2012
Calcium	EPA 200.7	39	mg/L	0.50	8/24/2012
Chromium	EPA 200.7	<0.0050	mg/L	0.0050	8/24/2012
Cobalt	EPA 200.7	<0.010	mg/L	0.010	8/24/2012
Copper	EPA 200.7	<0.050	mg/L	0.050	8/24/2012
Gallium	EPA 200.7	<0.10	mg/L	0.10	8/24/2012
Iron	EPA 200.7	<0.010	mg/L	0.010	8/24/2012
Lithium	EPA 200.7	<0.10	mg/L	0.10	8/24/2012
Magnesium	EPA 200.7	8.0	mg/L	0.50	8/24/2012
Manganese	EPA 200.7	0.044	mg/L	0.0050	8/24/2012
Molybdenum	EPA 200.7	0.050	mg/L	0.010	8/24/2012
Nickel	EPA 200.7	<0.010	mg/L	0.010	8/24/2012
Phosphorus	EPA 200.7	<0.50	mg/L	0.50	8/24/2012
Potassium	EPA 200.7	7.4	mg/L	0.50	8/24/2012
Scandium	EPA 200.7	<0.10	mg/L	0.10	8/24/2012
Silver	EPA 200.7	<0.0050	mg/L	0.0050	8/24/2012
Sodium	EPA 200.7	1.4	mg/L	0.50	8/24/2012
Strontium	EPA 200.7	1.2	mg/L	0.10	8/24/2012
Tin	EPA 200.7	<0.10	mg/L	0.10	8/24/2012
Titanium	EPA 200.7	<0.10	mg/L	0.10	8/24/2012
Vanadium	EPA 200.7	<0.010	mg/L	0.010	8/24/2012

475 East Greg Street Suite #119
Sparks, NV 89431 (775) 355-0202
EPA Lab ID: NV00925 - ELAP No: 2523

1084 Lamoille Hwy
Elko, NV 89801 (775) 777-9933
EPA Lab ID: NV00926

3230 Polaris Ave #4
Las Vegas, NV 89102 (702) 475-8899
EPA Lab ID: NV00932

Customer Sample ID: K-Spar Breccia 5+ Comp Wk:8
WETLAB Sample ID: 1208332-003
Collect Date/Time: 8/16/2012 09:00
Receive Date: 8/16/2012 14:40

PROFILE II

Parameter	Method	Results	Units	Reporting Limit	Date Analyzed
Zinc	EPA 200.7	<0.010	mg/L	0.010	8/24/2012
Mercury	EPA 200.8	<0.00010	mg/L	0.00010	8/28/2012
Antimony	EPA 200.8	<0.0025	mg/L	0.0025	8/28/2012
Arsenic	EPA 200.8	<0.0050	mg/L	0.0050	8/28/2012
Lead	EPA 200.8	<0.0025	mg/L	0.0025	8/28/2012
Selenium	EPA 200.8	<0.0050	mg/L	0.0050	8/28/2012
Thallium	EPA 200.8	<0.0010	mg/L	0.0010	8/28/2012
Uranium	EPA 200.8	0.087	mg/L	0.0050	8/28/2012
Anions	Calculation	3.10	meq/L	0.10	
Cations	Calculation	2.86	meq/L	0.10	
Error	Calculation	4.2	%	1.0	

Customer Sample ID: Biotite Breccia 5+ Comp Wk:8
WETLAB Sample ID: 1208332-004
Collect Date/Time: 8/16/2012 09:00
Receive Date: 8/16/2012 14:40

PROFILE II

Parameter	Method	Results	Units	Reporting Limit	Date Analyzed
pH	SM 4500-H+ B	7.87	pH Units		8/16/2012
Trace Metals Digestion	EPA 200.2	Complete			8/24/2012
Bicarbonate (HCO3)	SM 2320B	77	mg/L	1.0	8/16/2012
Carbonate (CO3)	SM 2320B	<1.0	mg/L	1.0	8/16/2012
Hydroxide (OH)	SM 2320B	<1.0	mg/L	1.0	8/16/2012
Total Alkalinity	SM 2320B	63	mg/L as CaCO3	1.0	8/16/2012
Chloride	EPA 300.0	<1.00	mg/L	1.00	8/17/2012
Fluoride	EPA 300.0	1.9	mg/L	0.10	8/17/2012
Sulfate	EPA 300.0	53	mg/L	1.0	8/17/2012
Nitrate Nitrogen	EPA 300.0	<1.0	mg/L	1.0	8/17/2012
Nitrite Nitrogen	EPA 300.0	<0.025	mg/L	0.025	8/17/2012
Total Dissolved Solids (TDS)	SM 2540C	150 Q	mg/L	10	8/20/2012
Aluminum	EPA 200.7	0.057	mg/L	0.045	8/24/2012
Barium	EPA 200.7	0.066	mg/L	0.010	8/24/2012
Beryllium	EPA 200.7	<0.0010	mg/L	0.0010	8/24/2012
Bismuth	EPA 200.7	<0.10	mg/L	0.10	8/24/2012
Boron	EPA 200.7	<0.10	mg/L	0.10	8/24/2012
Cadmium	EPA 200.7	<0.0010	mg/L	0.0010	8/24/2012
Calcium	EPA 200.7	27	mg/L	0.50	8/24/2012
Chromium	EPA 200.7	<0.0050	mg/L	0.0050	8/24/2012
Cobalt	EPA 200.7	<0.010	mg/L	0.010	8/24/2012
Copper	EPA 200.7	<0.050	mg/L	0.050	8/24/2012

475 East Greg Street Suite #119
Sparks, NV 89431 (775) 355-0202
EPA Lab ID: NV00925 - ELAP No: 2523

1084 Lamoille Hwy
Elko, NV 89801 (775) 777-9933
EPA Lab ID: NV00926

3230 Polaris Ave #4
Las Vegas, NV 89102 (702) 475-8899
EPA Lab ID: NV00932

Customer Sample ID: Biotite Breccia 5+ Comp Wk:8
WETLAB Sample ID: 1208332-004
Collect Date/Time: 8/16/2012 09:00
Receive Date: 8/16/2012 14:40

PROFILE II

Parameter	Method	Results	Units	Reporting Limit	Date Analyzed
Gallium	EPA 200.7	<0.10	mg/L	0.10	8/24/2012
Iron	EPA 200.7	<0.050	mg/L	0.050	8/28/2012
Lithium	EPA 200.7	<0.10	mg/L	0.10	8/24/2012
Magnesium	EPA 200.7	7.8	mg/L	0.50	8/24/2012
Manganese	EPA 200.7	0.027	mg/L	0.0050	8/24/2012
Molybdenum	EPA 200.7	0.016	mg/L	0.010	8/24/2012
Nickel	EPA 200.7	<0.010	mg/L	0.010	8/24/2012
Phosphorus	EPA 200.7	<0.50	mg/L	0.50	8/24/2012
Potassium	EPA 200.7	8.4	mg/L	0.50	8/24/2012
Scandium	EPA 200.7	<0.10	mg/L	0.10	8/24/2012
Silver	EPA 200.7	<0.0050	mg/L	0.0050	8/24/2012
Sodium	EPA 200.7	1.5	mg/L	0.50	8/24/2012
Strontium	EPA 200.7	0.52	mg/L	0.10	8/24/2012
Tin	EPA 200.7	<0.10	mg/L	0.10	8/24/2012
Titanium	EPA 200.7	<0.10	mg/L	0.10	8/24/2012
Vanadium	EPA 200.7	<0.010	mg/L	0.010	8/24/2012
Zinc	EPA 200.7	<0.010	mg/L	0.010	8/24/2012
Mercury	EPA 200.8	<0.00010	mg/L	0.00010	8/28/2012
Antimony	EPA 200.8	<0.0025	mg/L	0.0025	8/28/2012
Arsenic	EPA 200.8	<0.0050	mg/L	0.0050	8/28/2012
Lead	EPA 200.8	<0.0025	mg/L	0.0025	8/28/2012
Selenium	EPA 200.8	<0.0050	mg/L	0.0050	8/28/2012
Thallium	EPA 200.8	<0.0010	mg/L	0.0010	8/28/2012
Uranium	EPA 200.8	0.019	mg/L	0.0050	8/28/2012
Anions	Calculation	2.47	meq/L	0.10	
Cations	Calculation	2.28	meq/L	0.10	
Error	Calculation	4.0	%	1.0	

Customer Sample ID: Quartz Monzonite Comp Wk:8
WETLAB Sample ID: 1208332-005
Collect Date/Time: 8/16/2012 09:00
Receive Date: 8/16/2012 14:40

PROFILE II

Parameter	Method	Results	Units	Reporting Limit	Date Analyzed
pH	SM 4500-H+ B	7.96	pH Units		8/16/2012
Trace Metals Digestion	EPA 200.2	Complete			8/24/2012
Bicarbonate (HCO3)	SM 2320B	100	mg/L	1.0	8/16/2012
Carbonate (CO3)	SM 2320B	<1.0	mg/L	1.0	8/16/2012
Hydroxide (OH)	SM 2320B	<1.0	mg/L	1.0	8/16/2012
Total Alkalinity	SM 2320B	82	mg/L as CaCO3	1.0	8/16/2012

475 East Greg Street Suite #119
Sparks, NV 89431 (775) 355-0202
EPA Lab ID: NV00925 - ELAP No: 2523

1084 Lamoille Hwy
Elko, NV 89801 (775) 777-9933
EPA Lab ID: NV00926

3230 Polaris Ave #4
Las Vegas, NV 89102 (702) 475-8899
EPA Lab ID: NV00932

Customer Sample ID: Quartz Monzonite Comp Wk:8
WETLAB Sample ID: 1208332-005

Collect Date/Time: 8/16/2012 09:00
Receive Date: 8/16/2012 14:40

PROFILE II

Parameter	Method	Results	Units	Reporting Limit	Date Analyzed
Chloride	EPA 300.0	<1.00	mg/L	1.00	8/17/2012
Fluoride	EPA 300.0	1.7	mg/L	0.10	8/17/2012
Sulfate	EPA 300.0	39	mg/L	1.0	8/17/2012
Nitrate Nitrogen	EPA 300.0	<1.0	mg/L	1.0	8/17/2012
Nitrite Nitrogen	EPA 300.0	<0.025	mg/L	0.025	8/17/2012
Total Dissolved Solids (TDS)	SM 2540C	160	mg/L	10	8/20/2012
Aluminum	EPA 200.7	<0.045	mg/L	0.045	8/24/2012
Barium	EPA 200.7	0.11	mg/L	0.010	8/24/2012
Beryllium	EPA 200.7	<0.0010	mg/L	0.0010	8/24/2012
Bismuth	EPA 200.7	<0.10	mg/L	0.10	8/24/2012
Boron	EPA 200.7	<0.10	mg/L	0.10	8/24/2012
Cadmium	EPA 200.7	<0.0010	mg/L	0.0010	8/24/2012
Calcium	EPA 200.7	27	mg/L	0.50	8/24/2012
Chromium	EPA 200.7	<0.0050	mg/L	0.0050	8/24/2012
Cobalt	EPA 200.7	<0.010	mg/L	0.010	8/24/2012
Copper	EPA 200.7	<0.050	mg/L	0.050	8/24/2012
Gallium	EPA 200.7	<0.10	mg/L	0.10	8/24/2012
Iron	EPA 200.7	<0.010	mg/L	0.010	8/24/2012
Lithium	EPA 200.7	<0.10	mg/L	0.10	8/24/2012
Magnesium	EPA 200.7	6.7	mg/L	0.50	8/24/2012
Manganese	EPA 200.7	0.014	mg/L	0.0050	8/24/2012
Molybdenum	EPA 200.7	0.064	mg/L	0.010	8/24/2012
Nickel	EPA 200.7	<0.010	mg/L	0.010	8/24/2012
Phosphorus	EPA 200.7	<0.50	mg/L	0.50	8/24/2012
Potassium	EPA 200.7	11	mg/L	0.50	8/24/2012
Scandium	EPA 200.7	<0.10	mg/L	0.10	8/24/2012
Silver	EPA 200.7	<0.0050	mg/L	0.0050	8/24/2012
Sodium	EPA 200.7	2.3	mg/L	0.50	8/24/2012
Strontium	EPA 200.7	0.91	mg/L	0.10	8/24/2012
Tin	EPA 200.7	<0.10	mg/L	0.10	8/24/2012
Titanium	EPA 200.7	<0.10	mg/L	0.10	8/24/2012
Vanadium	EPA 200.7	<0.010	mg/L	0.010	8/24/2012
Zinc	EPA 200.7	<0.010	mg/L	0.010	8/24/2012
Mercury	EPA 200.8	<0.00010	mg/L	0.00010	8/28/2012
Antimony	EPA 200.8	<0.0025	mg/L	0.0025	8/28/2012
Arsenic	EPA 200.8	<0.0050	mg/L	0.0050	8/28/2012
Lead	EPA 200.8	<0.0025	mg/L	0.0025	8/28/2012
Selenium	EPA 200.8	<0.0050	mg/L	0.0050	8/28/2012

475 East Greg Street Suite #119
Sparks, NV 89431 (775) 355-0202
EPA Lab ID: NV00925 - ELAP No: 2523

1084 Lamoille Hwy
Elko, NV 89801 (775) 777-9933
EPA Lab ID: NV00926

3230 Polaris Ave #4
Las Vegas, NV 89102 (702) 475-8899
EPA Lab ID: NV00932

Customer Sample ID: Quartz Monzonite Comp Wk:8
WETLAB Sample ID: 1208332-005
Collect Date/Time: 8/16/2012 09:00
Receive Date: 8/16/2012 14:40

PROFILE II

Parameter	Method	Results	Units	Reporting Limit	Date Analyzed
Thallium	EPA 200.8	<0.0010	mg/L	0.0010	8/28/2012
Uranium	EPA 200.8	0.052	mg/L	0.0050	8/28/2012
Anions	Calculation	2.54	meq/L	0.10	
Cations	Calculation	2.28	meq/L	0.10	
Error	Calculation	5.4	%	1.0	

Customer Sample ID: Biotite Breccia 0-5 Comp Wk:8
WETLAB Sample ID: 1208332-006
Collect Date/Time: 8/16/2012 09:00
Receive Date: 8/16/2012 14:40

PROFILE II

Parameter	Method	Results	Units	Reporting Limit	Date Analyzed
pH	SM 4500-H+ B	7.61	pH Units		8/16/2012
Trace Metals Digestion	EPA 200.2	Complete			8/24/2012
Bicarbonate (HCO3)	SM 2320B	54	mg/L	1.0	8/16/2012
Carbonate (CO3)	SM 2320B	<1.0	mg/L	1.0	8/16/2012
Hydroxide (OH)	SM 2320B	<1.0	mg/L	1.0	8/16/2012
Total Alkalinity	SM 2320B	45	mg/L as CaCO3	1.0	8/16/2012
Chloride	EPA 300.0	<1.00	mg/L	1.00	8/17/2012
Fluoride	EPA 300.0	1.7	mg/L	0.10	8/17/2012
Sulfate	EPA 300.0	36	mg/L	1.0	8/17/2012
Nitrate Nitrogen	EPA 300.0	<1.0	mg/L	1.0	8/17/2012
Nitrite Nitrogen	EPA 300.0	<0.025	mg/L	0.025	8/17/2012
Total Dissolved Solids (TDS)	SM 2540C	110	mg/L	10	8/20/2012
Aluminum	EPA 200.7	<0.045	mg/L	0.045	8/24/2012
Barium	EPA 200.7	0.030	mg/L	0.010	8/24/2012
Beryllium	EPA 200.7	<0.0010	mg/L	0.0010	8/24/2012
Bismuth	EPA 200.7	<0.10	mg/L	0.10	8/24/2012
Boron	EPA 200.7	<0.10	mg/L	0.10	8/24/2012
Cadmium	EPA 200.7	<0.0010	mg/L	0.0010	8/24/2012
Calcium	EPA 200.7	22	mg/L	0.50	8/24/2012
Chromium	EPA 200.7	<0.0050	mg/L	0.0050	8/24/2012
Cobalt	EPA 200.7	<0.010	mg/L	0.010	8/24/2012
Copper	EPA 200.7	<0.050	mg/L	0.050	8/24/2012
Gallium	EPA 200.7	<0.10	mg/L	0.10	8/24/2012
Iron	EPA 200.7	<0.050	mg/L	0.050	8/28/2012
Lithium	EPA 200.7	<0.10	mg/L	0.10	8/24/2012
Magnesium	EPA 200.7	4.0	mg/L	0.50	8/24/2012
Manganese	EPA 200.7	0.015	mg/L	0.0050	8/24/2012
Molybdenum	EPA 200.7	0.034	mg/L	0.010	8/24/2012

475 East Greg Street Suite #119
Sparks, NV 89431 (775) 355-0202
EPA Lab ID: NV00925 - ELAP No: 2523

1084 Lamoille Hwy
Elko, NV 89801 (775) 777-9933
EPA Lab ID: NV00926

3230 Polaris Ave #4
Las Vegas, NV 89102 (702) 475-8899
EPA Lab ID: NV00932

Customer Sample ID: Biotite Breccia 0-5 Comp Wk:8
WETLAB Sample ID: 1208332-006
Collect Date/Time: 8/16/2012 09:00
Receive Date: 8/16/2012 14:40

PROFILE II

Parameter	Method	Results	Units	Reporting Limit	Date Analyzed
Nickel	EPA 200.7	<0.010	mg/L	0.010	8/24/2012
Phosphorus	EPA 200.7	<0.50	mg/L	0.50	8/24/2012
Potassium	EPA 200.7	5.0	mg/L	0.50	8/24/2012
Scandium	EPA 200.7	<0.10	mg/L	0.10	8/24/2012
Silver	EPA 200.7	<0.0050	mg/L	0.0050	8/24/2012
Sodium	EPA 200.7	1.6	mg/L	0.50	8/24/2012
Strontium	EPA 200.7	0.36	mg/L	0.10	8/24/2012
Tin	EPA 200.7	<0.10	mg/L	0.10	8/24/2012
Titanium	EPA 200.7	<0.10	mg/L	0.10	8/24/2012
Vanadium	EPA 200.7	<0.010	mg/L	0.010	8/24/2012
Zinc	EPA 200.7	<0.010	mg/L	0.010	8/24/2012
Mercury	EPA 200.8	<0.00010	mg/L	0.00010	8/30/2012
Antimony	EPA 200.8	<0.0025	mg/L	0.0025	8/28/2012
Arsenic	EPA 200.8	<0.0050	mg/L	0.0050	8/28/2012
Lead	EPA 200.8	<0.0025	mg/L	0.0025	8/28/2012
Selenium	EPA 200.8	<0.0050	mg/L	0.0050	8/28/2012
Thallium	EPA 200.8	<0.0010	mg/L	0.0010	8/28/2012
Uranium	EPA 200.8	0.032	mg/L	0.0050	8/28/2012
Anions	Calculation	1.72	meq/L	0.10	
Cations	Calculation	1.62	meq/L	0.10	
Error	Calculation	3.0	%	1.0	

Customer Sample ID: K-Spar Breccia 0-5 Comp Wk:8
WETLAB Sample ID: 1208332-007
Collect Date/Time: 8/16/2012 09:00
Receive Date: 8/16/2012 14:40

PROFILE II

Parameter	Method	Results	Units	Reporting Limit	Date Analyzed
pH	SM 4500-H+ B	7.84	pH Units		8/16/2012
Trace Metals Digestion	EPA 200.2	Complete			8/24/2012
Bicarbonate (HCO3)	SM 2320B	89	mg/L	1.0	8/16/2012
Carbonate (CO3)	SM 2320B	<1.0	mg/L	1.0	8/16/2012
Hydroxide (OH)	SM 2320B	<1.0	mg/L	1.0	8/16/2012
Total Alkalinity	SM 2320B	73	mg/L as CaCO3	1.0	8/16/2012
Chloride	EPA 300.0	<1.00	mg/L	1.00	8/17/2012
Fluoride	EPA 300.0	2.0	mg/L	0.10	8/17/2012
Sulfate	EPA 300.0	21	mg/L	1.0	8/17/2012
Nitrate Nitrogen	EPA 300.0	<1.0	mg/L	1.0	8/17/2012
Nitrite Nitrogen	EPA 300.0	<0.025	mg/L	0.025	8/17/2012
Total Dissolved Solids (TDS)	SM 2540C	110	mg/L	10	8/20/2012

475 East Greg Street Suite #119
Sparks, NV 89431 (775) 355-0202
EPA Lab ID: NV00925 - ELAP No: 2523

1084 Lamoille Hwy
Elko, NV 89801 (775) 777-9933
EPA Lab ID: NV00926

3230 Polaris Ave #4
Las Vegas, NV 89102 (702) 475-8899
EPA Lab ID: NV00932

Customer Sample ID: K-Spar Breccia 0-5 Comp Wk:8
WETLAB Sample ID: 1208332-007

Collect Date/Time: 8/16/2012 09:00
Receive Date: 8/16/2012 14:40

PROFILE II

Parameter	Method	Results	Units	Reporting Limit	Date Analyzed
Aluminum	EPA 200.7	<0.045	mg/L	0.045	8/24/2012
Barium	EPA 200.7	0.089	mg/L	0.010	8/24/2012
Beryllium	EPA 200.7	<0.0010	mg/L	0.0010	8/24/2012
Bismuth	EPA 200.7	<0.10	mg/L	0.10	8/24/2012
Boron	EPA 200.7	<0.10	mg/L	0.10	8/24/2012
Cadmium	EPA 200.7	<0.0010	mg/L	0.0010	8/24/2012
Calcium	EPA 200.7	24	mg/L	0.50	8/24/2012
Chromium	EPA 200.7	<0.0050	mg/L	0.0050	8/24/2012
Cobalt	EPA 200.7	<0.010	mg/L	0.010	8/24/2012
Copper	EPA 200.7	<0.050	mg/L	0.050	8/24/2012
Gallium	EPA 200.7	<0.10	mg/L	0.10	8/24/2012
Iron	EPA 200.7	0.011	mg/L	0.010	8/24/2012
Lithium	EPA 200.7	<0.10	mg/L	0.10	8/24/2012
Magnesium	EPA 200.7	4.2	mg/L	0.50	8/24/2012
Manganese	EPA 200.7	0.024	mg/L	0.0050	8/24/2012
Molybdenum	EPA 200.7	0.027	mg/L	0.010	8/24/2012
Nickel	EPA 200.7	<0.010	mg/L	0.010	8/24/2012
Phosphorus	EPA 200.7	<0.50	mg/L	0.50	8/24/2012
Potassium	EPA 200.7	5.6	mg/L	0.50	8/24/2012
Scandium	EPA 200.7	<0.10	mg/L	0.10	8/24/2012
Silver	EPA 200.7	<0.0050	mg/L	0.0050	8/24/2012
Sodium	EPA 200.7	2.0	mg/L	0.50	8/24/2012
Strontium	EPA 200.7	0.51	mg/L	0.10	8/24/2012
Tin	EPA 200.7	<0.10	mg/L	0.10	8/24/2012
Titanium	EPA 200.7	<0.10	mg/L	0.10	8/24/2012
Vanadium	EPA 200.7	<0.010	mg/L	0.010	8/24/2012
Zinc	EPA 200.7	<0.010	mg/L	0.010	8/24/2012
Mercury	EPA 200.8	<0.00010	mg/L	0.00010	8/30/2012
Antimony	EPA 200.8	<0.0025	mg/L	0.0025	8/28/2012
Arsenic	EPA 200.8	<0.0050	mg/L	0.0050	8/28/2012
Lead	EPA 200.8	<0.0025	mg/L	0.0025	8/28/2012
Selenium	EPA 200.8	<0.0050	mg/L	0.0050	8/28/2012
Thallium	EPA 200.8	<0.0010	mg/L	0.0010	8/28/2012
Uranium	EPA 200.8	0.036	mg/L	0.0050	8/28/2012
Anions	Calculation	2.00	meq/L	0.10	
Cations	Calculation	1.77	meq/L	0.10	
Error	Calculation	6.0	%	1.0	

475 East Greg Street Suite #119
Sparks, NV 89431 (775) 355-0202
EPA Lab ID: NV00925 - ELAP No: 2523

1084 Lamoille Hwy
Elko, NV 89801 (775) 777-9933
EPA Lab ID: NV00926

3230 Polaris Ave #4
Las Vegas, NV 89102 (702) 475-8899
EPA Lab ID: NV00932

Customer Sample ID: Quartz Monzonite 0-5 Comp Wk:8
WETLAB Sample ID: 1208332-008

Collect Date/Time: 8/16/2012 09:00
Receive Date: 8/16/2012 14:40

PROFILE II

Parameter	Method	Results	Units	Reporting Limit	Date Analyzed
pH	SM 4500-H+ B	7.88	pH Units		8/16/2012
Trace Metals Digestion	EPA 200.2	Complete			8/24/2012
Bicarbonate (HCO3)	SM 2320B	84	mg/L	1.0	8/16/2012
Carbonate (CO3)	SM 2320B	<1.0	mg/L	1.0	8/16/2012
Hydroxide (OH)	SM 2320B	<1.0	mg/L	1.0	8/16/2012
Total Alkalinity	SM 2320B	69	mg/L as CaCO3	1.0	8/16/2012
Chloride	EPA 300.0	<1.00	mg/L	1.00	8/17/2012
Fluoride	EPA 300.0	1.8	mg/L	0.10	8/17/2012
Sulfate	EPA 300.0	23	mg/L	1.0	8/17/2012
Nitrate Nitrogen	EPA 300.0	<1.0	mg/L	1.0	8/17/2012
Nitrite Nitrogen	EPA 300.0	<0.025	mg/L	0.025	8/17/2012
Total Dissolved Solids (TDS)	SM 2540C	120	mg/L	10	8/20/2012
Aluminum	EPA 200.7	<0.045	mg/L	0.045	8/24/2012
Barium	EPA 200.7	0.091	mg/L	0.010	8/24/2012
Beryllium	EPA 200.7	<0.0010	mg/L	0.0010	8/24/2012
Bismuth	EPA 200.7	<0.10	mg/L	0.10	8/24/2012
Boron	EPA 200.7	<0.10	mg/L	0.10	8/24/2012
Cadmium	EPA 200.7	<0.0010	mg/L	0.0010	8/24/2012
Calcium	EPA 200.7	25	mg/L	0.50	8/24/2012
Chromium	EPA 200.7	<0.0050	mg/L	0.0050	8/24/2012
Cobalt	EPA 200.7	<0.010	mg/L	0.010	8/24/2012
Copper	EPA 200.7	<0.050	mg/L	0.050	8/24/2012
Gallium	EPA 200.7	<0.10	mg/L	0.10	8/24/2012
Iron	EPA 200.7	<0.050	mg/L	0.050	8/28/2012
Lithium	EPA 200.7	<0.10	mg/L	0.10	8/24/2012
Magnesium	EPA 200.7	4.0	mg/L	0.50	8/24/2012
Manganese	EPA 200.7	0.023	mg/L	0.0050	8/24/2012
Molybdenum	EPA 200.7	0.018	mg/L	0.010	8/24/2012
Nickel	EPA 200.7	<0.010	mg/L	0.010	8/24/2012
Phosphorus	EPA 200.7	<0.50	mg/L	0.50	8/24/2012
Potassium	EPA 200.7	6.3	mg/L	0.50	8/24/2012
Scandium	EPA 200.7	<0.10	mg/L	0.10	8/24/2012
Silver	EPA 200.7	<0.0050	mg/L	0.0050	8/24/2012
Sodium	EPA 200.7	2.0	mg/L	0.50	8/24/2012
Strontium	EPA 200.7	0.42	mg/L	0.10	8/24/2012
Tin	EPA 200.7	<0.10	mg/L	0.10	8/24/2012
Titanium	EPA 200.7	<0.10	mg/L	0.10	8/24/2012
Vanadium	EPA 200.7	<0.010	mg/L	0.010	8/24/2012

475 East Greg Street Suite #119
Sparks, NV 89431 (775) 355-0202
EPA Lab ID: NV00925 - ELAP No: 2523

1084 Lamoille Hwy
Elko, NV 89801 (775) 777-9933
EPA Lab ID: NV00926

3230 Polaris Ave #4
Las Vegas, NV 89102 (702) 475-8899
EPA Lab ID: NV00932

Customer Sample ID: Quartz Monzonite 0-5 Comp Wk:8
WETLAB Sample ID: 1208332-008

Collect Date/Time: 8/16/2012 09:00
Receive Date: 8/16/2012 14:40

PROFILE II

Parameter	Method	Results	Units	Reporting Limit	Date Analyzed
Zinc	EPA 200.7	<0.010	mg/L	0.010	8/24/2012
Mercury	EPA 200.8	<0.00010	mg/L	0.00010	8/30/2012
Antimony	EPA 200.8	<0.0025	mg/L	0.0025	8/28/2012
Arsenic	EPA 200.8	<0.0050	mg/L	0.0050	8/28/2012
Lead	EPA 200.8	<0.0025	mg/L	0.0025	8/28/2012
Selenium	EPA 200.8	<0.0050	mg/L	0.0050	8/28/2012
Thallium	EPA 200.8	<0.0010	mg/L	0.0010	8/28/2012
Uranium	EPA 200.8	0.038	mg/L	0.0050	8/28/2012
Anions	Calculation	1.95	meq/L	0.10	
Cations	Calculation	1.83	meq/L	0.10	
Error	Calculation	3.3	%	1.0	

475 East Greg Street Suite #119
Sparks, NV 89431 (775) 355-0202
EPA Lab ID: NV00925 - ELAP No: 2523

1084 Lamoille Hwy
Elko, NV 89801 (775) 777-9933
EPA Lab ID: NV00926

3230 Polaris Ave #4
Las Vegas, NV 89102 (702) 475-8899
EPA Lab ID: NV00932

Western Environmental Testing Laboratory
QC Report

QCBatchID	QCType	Parameter	Method	Result	Units
QC12080620	Blank 1	Fluoride	EPA 300.0	<0.10	mg/L
QC12080620	Blank 2	Fluoride	EPA 300.0	<0.10	mg/L
QC12080620	Blank 3	Fluoride	EPA 300.0	<0.10	mg/L
QC12080622	Blank 1	Chloride	EPA 300.0	<1.0	mg/L
QC12080622	Blank 2	Chloride	EPA 300.0	<1.0	mg/L
QC12080622	Blank 3	Chloride	EPA 300.0	<1.0	mg/L
QC12080628	Blank 1	Nitrite Nitrogen	EPA 300.0	<0.025	mg/L
QC12080628	Blank 2	Nitrite Nitrogen	EPA 300.0	<0.025	mg/L
QC12080628	Blank 3	Nitrite Nitrogen	EPA 300.0	<0.025	mg/L
QC12080630	Blank 1	Nitrate Nitrogen	EPA 300.0	<1.0	mg/L
QC12080630	Blank 2	Nitrate Nitrogen	EPA 300.0	<1.0	mg/L
QC12080630	Blank 3	Nitrate Nitrogen	EPA 300.0	<1.0	mg/L
QC12080632	Blank 1	Sulfate	EPA 300.0	<1.0	mg/L
QC12080632	Blank 2	Sulfate	EPA 300.0	<1.0	mg/L
QC12080632	Blank 3	Sulfate	EPA 300.0	<1.0	mg/L
QC12080736	Blank 1	Total Dissolved Solids (TDS)	SM 2540C	<10	mg/L
QC12080736	Blank 2	Total Dissolved Solids (TDS)	SM 2540C	<10	mg/L
QC12080855	Blank 1	Aluminum, Dissolved	EPA 200.7	<0.045	mg/L
		Barium, Dissolved	EPA 200.7	<0.010	mg/L
		Beryllium, Dissolved	EPA 200.7	<0.0010	mg/L
		Bismuth, Dissolved	EPA 200.7	<0.10	mg/L
		Boron, Dissolved	EPA 200.7	<0.10	mg/L
		Cadmium, Dissolved	EPA 200.7	<0.0010	mg/L
		Calcium, Dissolved	EPA 200.7	<0.50	mg/L
		Chromium, Dissolved	EPA 200.7	<0.0050	mg/L
		Cobalt, Dissolved	EPA 200.7	<0.010	mg/L
		Copper, Dissolved	EPA 200.7	<0.050	mg/L
		Gallium, Dissolved	EPA 200.7	<0.10	mg/L
		Iron, Dissolved	EPA 200.7	<0.010	mg/L
		Lithium, Dissolved	EPA 200.7	<0.10	mg/L
		Magnesium, Dissolved	EPA 200.7	<0.50	mg/L
		Manganese, Dissolved	EPA 200.7	<0.0050	mg/L
		Molybdenum, Dissolved	EPA 200.7	<0.010	mg/L
		Nickel, Dissolved	EPA 200.7	<0.010	mg/L
		Phosphorus, Dissolved	EPA 200.7	<0.50	mg/L
		Potassium, Dissolved	EPA 200.7	<0.50	mg/L
		Scandium, Dissolved	EPA 200.7	<0.10	mg/L
		Silver, Dissolved	EPA 200.7	<0.0050	mg/L
		Sodium, Dissolved	EPA 200.7	<0.50	mg/L
		Strontium, Dissolved	EPA 200.7	<0.10	mg/L
		Tin, Dissolved	EPA 200.7	<0.10	mg/L
		Titanium, Dissolved	EPA 200.7	<0.10	mg/L
		Vanadium, Dissolved	EPA 200.7	<0.010	mg/L
		Zinc, Dissolved	EPA 200.7	<0.010	mg/L
QC12080856	Blank 1	Aluminum, Dissolved	EPA 200.7	<0.045	mg/L
		Barium, Dissolved	EPA 200.7	<0.010	mg/L
		Beryllium, Dissolved	EPA 200.7	<0.0010	mg/L

475 East Greg Street Suite #119
Sparks, NV 89431 (775) 355-0202
EPA Lab ID: NV00925 - ELAP No: 2523

1084 Lamoille Hwy
Elko, NV 89801 (775) 777-9933
EPA Lab ID: NV00926

3230 Polaris Ave #4
Las Vegas, NV 89102 (702) 475-8899
EPA Lab ID: NV00932

QCBatchID	QCType	Parameter	Method	Result	Units
		Bismuth, Dissolved	EPA 200.7	<0.10	mg/L
		Boron, Dissolved	EPA 200.7	<0.10	mg/L
		Cadmium, Dissolved	EPA 200.7	<0.0010	mg/L
		Calcium, Dissolved	EPA 200.7	<0.50	mg/L
		Chromium, Dissolved	EPA 200.7	<0.0050	mg/L
		Cobalt, Dissolved	EPA 200.7	<0.010	mg/L
		Copper, Dissolved	EPA 200.7	<0.050	mg/L
		Gallium, Dissolved	EPA 200.7	<0.10	mg/L
		Iron, Dissolved	EPA 200.7	<0.010	mg/L
		Lithium, Dissolved	EPA 200.7	<0.10	mg/L
		Magnesium, Dissolved	EPA 200.7	<0.50	mg/L
		Manganese, Dissolved	EPA 200.7	<0.0050	mg/L
		Molybdenum, Dissolved	EPA 200.7	<0.010	mg/L
		Nickel, Dissolved	EPA 200.7	<0.010	mg/L
		Phosphorus, Dissolved	EPA 200.7	<0.50	mg/L
		Potassium, Dissolved	EPA 200.7	<0.50	mg/L
		Scandium, Dissolved	EPA 200.7	<0.10	mg/L
		Silver, Dissolved	EPA 200.7	<0.0050	mg/L
		Sodium, Dissolved	EPA 200.7	<0.50	mg/L
		Strontium, Dissolved	EPA 200.7	<0.10	mg/L
		Tin, Dissolved	EPA 200.7	<0.10	mg/L
		Titanium, Dissolved	EPA 200.7	<0.10	mg/L
		Vanadium, Dissolved	EPA 200.7	<0.010	mg/L
		Zinc, Dissolved	EPA 200.7	<0.010	mg/L
QC12080952	Blank 1	Uranium, Dissolved	EPA 200.8	<0.0050	mg/L
		Mercury, Dissolved	EPA 200.8	<0.00010	mg/L
		Antimony, Dissolved	EPA 200.8	<0.0025	mg/L
		Arsenic, Dissolved	EPA 200.8	<0.0050	mg/L
		Lead, Dissolved	EPA 200.8	<0.0025	mg/L
		Selenium, Dissolved	EPA 200.8	<0.0050	mg/L
		Thallium, Dissolved	EPA 200.8	<0.0010	mg/L
QC12080953	Blank 1	Uranium, Dissolved	EPA 200.8	<0.0050	mg/L
		Mercury, Dissolved	EPA 200.8	<0.00010	mg/L
		Antimony, Dissolved	EPA 200.8	<0.0025	mg/L
		Arsenic, Dissolved	EPA 200.8	<0.0050	mg/L
		Lead, Dissolved	EPA 200.8	<0.0025	mg/L
		Selenium, Dissolved	EPA 200.8	<0.0050	mg/L
		Thallium, Dissolved	EPA 200.8	<0.0010	mg/L

QCBatchID	QCType	Parameter	Method	Result	Actual	% Recovery	Units
QC12080589	LCS 1	pH	SM 4500-H+ B	6.98	7.00	100	pH Units
QC12080589	LCS 2	pH	SM 4500-H+ B	6.99	7.00	100	pH Units
QC12080589	LCS 3	pH	SM 4500-H+ B	6.98	7.00	100	pH Units
QC12080591	LCS 1	Alkalinity	SM 2320B	99.6	100	100	mg/L
QC12080591	LCS 2	Alkalinity	SM 2320B	99.5	100	100	mg/L
QC12080591	LCS 3	Alkalinity	SM 2320B	99.7	100	100	mg/L
QC12080620	LCS 1	Fluoride	EPA 300.0	2.17	2.00	109	mg/L
QC12080622	LCS 1	Chloride	EPA 300.0	10.3	10.0	103	mg/L
QC12080628	LCS 1	Nitrite Nitrogen	EPA 300.0	0.473	0.500	95	mg/L
QC12080630	LCS 1	Nitrate Nitrogen	EPA 300.0	1.98	2.00	99	mg/L
QC12080632	LCS 1	Sulfate	EPA 300.0	25.5	25.0	102	mg/L
QC12080736	LCS 1	Total Dissolved Solids (TDS)	SM 2540C	149	150	100	mg/L
QC12080736	LCS 2	Total Dissolved Solids (TDS)	SM 2540C	143	150	95	mg/L

475 East Greg Street Suite #119
Sparks, NV 89431 (775) 355-0202
EPA Lab ID: NV00925 - ELAP No: 2523

1084 Lamoille Hwy
Elko, NV 89801 (775) 777-9933
EPA Lab ID: NV00926

3230 Polaris Ave #4
Las Vegas, NV 89102 (702) 475-8899
EPA Lab ID: NV00932

QCBatchID	QCType	Parameter	Method	Result	Actual	% Recovery	Units
QC12080855	LCS 1	Aluminum	EPA 200.7	1.05	1.00	105	mg/L
		Barium	EPA 200.7	0.992	1.00	99	mg/L
		Beryllium	EPA 200.7	0.965	1.00	96	mg/L
		Bismuth	EPA 200.7	0.995	1.00	100	mg/L
		Boron	EPA 200.7	0.923	1.00	92	mg/L
		Cadmium	EPA 200.7	0.943	1.00	94	mg/L
		Calcium	EPA 200.7	9.59	10.0	96	mg/L
		Chromium	EPA 200.7	0.970	1.00	97	mg/L
		Cobalt	EPA 200.7	0.956	1.00	96	mg/L
		Copper	EPA 200.7	5.00	5.00	100	mg/L
		Gallium	EPA 200.7	0.998	1.00	100	mg/L
		Iron	EPA 200.7	0.971	1.00	97	mg/L
		Lithium	EPA 200.7	0.992	1.00	99	mg/L
		Magnesium	EPA 200.7	9.23	10.0	92	mg/L
		Manganese	EPA 200.7	0.979	1.00	98	mg/L
		Molybdenum	EPA 200.7	0.967	1.00	97	mg/L
		Nickel	EPA 200.7	4.82	5.00	96	mg/L
		Phosphorus	EPA 200.7	4.60	5.00	92	mg/L
		Potassium	EPA 200.7	10.0	10.0	100	mg/L
		Scandium	EPA 200.7	1.01	1.00	101	mg/L
		Silver	EPA 200.7	0.090	0.090	100	mg/L
		Sodium	EPA 200.7	9.92	10.0	99	mg/L
		Strontium	EPA 200.7	0.959	1.00	96	mg/L
		Tin	EPA 200.7	0.903	1.00	90	mg/L
		Titanium	EPA 200.7	0.981	1.00	98	mg/L
		Vanadium	EPA 200.7	0.987	1.00	99	mg/L
		Zinc	EPA 200.7	0.928	1.00	93	mg/L
QC12080856	LCS 1	Aluminum	EPA 200.7	1.05	1.00	105	mg/L
		Barium	EPA 200.7	0.992	1.00	99	mg/L
		Beryllium	EPA 200.7	0.965	1.00	96	mg/L
		Bismuth	EPA 200.7	0.995	1.00	100	mg/L
		Boron	EPA 200.7	0.923	1.00	92	mg/L
		Cadmium	EPA 200.7	0.943	1.00	94	mg/L
		Calcium	EPA 200.7	9.59	10.0	96	mg/L
		Chromium	EPA 200.7	0.970	1.00	97	mg/L
		Cobalt	EPA 200.7	0.956	1.00	96	mg/L
		Copper	EPA 200.7	5.00	5.00	100	mg/L
		Gallium	EPA 200.7	0.998	1.00	100	mg/L
		Iron	EPA 200.7	0.971	1.00	97	mg/L
		Lithium	EPA 200.7	0.992	1.00	99	mg/L
		Magnesium	EPA 200.7	9.23	10.0	92	mg/L
		Manganese	EPA 200.7	0.979	1.00	98	mg/L
		Molybdenum	EPA 200.7	0.967	1.00	97	mg/L
		Nickel	EPA 200.7	4.82	5.00	96	mg/L
		Phosphorus	EPA 200.7	4.60	5.00	92	mg/L
		Potassium	EPA 200.7	10.0	10.0	100	mg/L
		Scandium	EPA 200.7	1.01	1.00	101	mg/L
		Silver	EPA 200.7	0.090	0.090	100	mg/L
		Sodium	EPA 200.7	9.92	10.0	99	mg/L
		Strontium	EPA 200.7	0.959	1.00	96	mg/L
		Tin	EPA 200.7	0.903	1.00	90	mg/L
		Titanium	EPA 200.7	0.981	1.00	98	mg/L
		Vanadium	EPA 200.7	0.987	1.00	99	mg/L

475 East Greg Street Suite #119
Sparks, NV 89431 (775) 355-0202
EPA Lab ID: NV00925 - ELAP No: 2523

1084 Lamoille Hwy
Elko, NV 89801 (775) 777-9933
EPA Lab ID: NV00926

3230 Polaris Ave #4
Las Vegas, NV 89102 (702) 475-8899
EPA Lab ID: NV00932

QCBatchID	QCType	Parameter	Method	Result	Actual	% Recovery	Units
		Zinc	EPA 200.7	0.928	1.00	93	mg/L
QC12080952	LCS 1	Mercury	EPA 200.8	0.001020	0.001	102	mg/L
		Antimony	EPA 200.8	0.0091	0.010	91	mg/L
		Arsenic	EPA 200.8	0.0483	0.050	96	mg/L
		Lead	EPA 200.8	0.0092	0.010	92	mg/L
		Selenium	EPA 200.8	0.0439	0.050	88	mg/L
		Thallium	EPA 200.8	0.0089	0.010	89	mg/L
		Uranium	EPA 200.8	0.0089	0.010	89	mg/L
QC12080953	LCS 1	Mercury	EPA 200.8	0.001020	0.001	102	mg/L
		Antimony	EPA 200.8	0.0091	0.010	91	mg/L
		Arsenic	EPA 200.8	0.0483	0.050	96	mg/L
		Lead	EPA 200.8	0.0092	0.010	92	mg/L
		Selenium	EPA 200.8	0.0439	0.050	88	mg/L
		Thallium	EPA 200.8	0.0089	0.010	89	mg/L
		Uranium	EPA 200.8	0.0089	0.010	89	mg/L

QCBatchID	QCType	Parameter	Method	Duplicate Sample	Sample Result	Duplicate Result	Units	RPD
QC12080589	Duplicate	pH	SM 4500-H+ B	1208304-001	6.64	6.74	pH Units	1 %
QC12080589	Duplicate	pH	SM 4500-H+ B	1208308-006	7.06	7.06	pH Units	<1%
QC12080589	Duplicate	pH	SM 4500-H+ B	1208329-001	6.26	6.26	pH Units	<1%
QC12080589	Duplicate	pH	SM 4500-H+ B	1208332-006	7.61	7.67	pH Units	1 %
QC12080589	Duplicate	pH	SM 4500-H+ B	1208342-006	7.76	7.75	pH Units	<1%
QC12080589	Duplicate	pH	SM 4500-H+ B	1208343-008	7.58	7.59	pH Units	<1%
QC12080591	Duplicate	Bicarbonate (HCO3)	SM 2320B	1208304-001	8.23	8.28	mg/L	1 %
		Carbonate (CO3)	SM 2320B	1208304-001	<1.000	<1.000	mg/L	<1%
		Hydroxide (OH)	SM 2320B	1208304-001	<1.000	<1.000	mg/L	<1%
		Total Alkalinity	SM 2320B	1208304-001	6.75	6.79	mg/L as CaCO3	1 %
QC12080591	Duplicate	Bicarbonate (HCO3)	SM 2320B	1208308-006	247	245	mg/L	1 %
		Carbonate (CO3)	SM 2320B	1208308-006	<1.000	<1.000	mg/L	<1%
		Hydroxide (OH)	SM 2320B	1208308-006	<1.000	<1.000	mg/L	<1%
		Total Alkalinity	SM 2320B	1208308-006	202	201	mg/L as CaCO3	1 %
QC12080591	Duplicate	Bicarbonate (HCO3)	SM 2320B	1208329-001	2.15	2.00	mg/L	7 %
		Carbonate (CO3)	SM 2320B	1208329-001	<1.000	<1.000	mg/L	<1%
		Hydroxide (OH)	SM 2320B	1208329-001	<1.000	<1.000	mg/L	<1%
		Total Alkalinity	SM 2320B	1208329-001	1.76	1.64	mg/L as CaCO3	7 %
QC12080591	Duplicate	Bicarbonate (HCO3)	SM 2320B	1208332-006	54.4	54.5	mg/L	<1%
		Carbonate (CO3)	SM 2320B	1208332-006	<1.000	<1.000	mg/L	<1%
		Hydroxide (OH)	SM 2320B	1208332-006	<1.000	<1.000	mg/L	<1%
		Total Alkalinity	SM 2320B	1208332-006	44.6	44.7	mg/L as CaCO3	<1%
QC12080591	Duplicate	Bicarbonate (HCO3)	SM 2320B	1208342-006	134	132	mg/L	1 %
		Carbonate (CO3)	SM 2320B	1208342-006	<1.000	<1.000	mg/L	<1%
		Hydroxide (OH)	SM 2320B	1208342-006	<1.000	<1.000	mg/L	<1%
		Total Alkalinity	SM 2320B	1208342-006	110	109	mg/L as CaCO3	1 %
QC12080591	Duplicate	Bicarbonate (HCO3)	SM 2320B	1208343-008	121	122	mg/L	<1%
		Carbonate (CO3)	SM 2320B	1208343-008	<1.000	<1.000	mg/L	<1%

475 East Greg Street Suite #119
Sparks, NV 89431 (775) 355-0202
EPA Lab ID: NV00925 - ELAP No: 2523

1084 Lamoille Hwy
Elko, NV 89801 (775) 777-9933
EPA Lab ID: NV00926

3230 Polaris Ave #4
Las Vegas, NV 89102 (702) 475-8899
EPA Lab ID: NV00932

QCBatchID	QCType	Parameter	Method	Duplicate Sample	Sample Result	Duplicate Result		Units	RPD
		Hydroxide (OH)	SM 2320B	1208343-008	<1.000	<1.000		mg/L	<1%
		Total Alkalinity	SM 2320B	1208343-008	99.5	99.7		mg/L as CaCO3	<1%
QC12080736	Duplicate	Total Dissolved Solids (TDS)	SM 2540C	1208062-001	517	519		mg/L	<1%
QC12080736	Duplicate	Total Dissolved Solids (TDS)	SM 2540C	1208295-008	80.0	78.0		mg/L	3 %
QC12080736	Duplicate	Total Dissolved Solids (TDS)	SM 2540C	1208332-004	147	159	Q	mg/L	8 %

QCBatchID	QCType	Parameter	Method	Spike Sample	Sample Result		MS Result	MSD Result	Spike Value	Units	MS % Rec.	MSD % Rec.	RPD
QC12080620	MS 1	Fluoride	EPA 300.0	1208329-002	<0.100		2.25	2.48	2.00	mg/L	110	122	10 %
QC12080620	MS 2	Fluoride	EPA 300.0	1208332-008	1.81		3.53	3.60	2.00	mg/L	86	90	2 %
QC12080622	MS 1	Chloride	EPA 300.0	1208329-002	<1.000		5.31	5.46	5.00	mg/L	104	107	3 %
QC12080622	MS 2	Chloride	EPA 300.0	1208332-008	<1.000		5.30	5.42	5.00	mg/L	105	107	2 %
QC12080628	MS 1	Nitrite Nitrogen	EPA 300.0	1208329-002	<0.025		0.455	0.448	0.500	mg/L	90	88	2 %
QC12080628	MS 2	Nitrite Nitrogen	EPA 300.0	1208332-008	<0.025		0.495	0.496	0.500	mg/L	98	98	<1%
QC12080630	MS 1	Nitrate Nitrogen	EPA 300.0	1208329-002	<1.000		2.11	2.18	2.00	mg/L	103	106	3 %
QC12080630	MS 2	Nitrate Nitrogen	EPA 300.0	1208332-008	<1.000		2.02	2.07	2.00	mg/L	101	103	2 %
QC12080632	MS 1	Sulfate	EPA 300.0	1208329-002	29.1		39.2	40.3	10.0	mg/L	101	112	3 %
QC12080632	MS 2	Sulfate	EPA 300.0	1208332-008	23.3		32.5	32.7	10.0	mg/L	92	95	1 %
QC12080855	MS 1	Aluminum, Dissolved	EPA 200.7	1208320-002	<0.045		0.940	0.928	1.00	mg/L	92	90	1 %
		Barium, Dissolved	EPA 200.7	1208320-002	0.023		0.977	0.974	1.00	mg/L	95	95	<1%
		Beryllium, Dissolved	EPA 200.7	1208320-002	0.001		0.957	0.935	1.00	mg/L	96	93	2 %
		Bismuth, Dissolved	EPA 200.7	1208320-002	<0.100		0.955	0.931	1.00	mg/L	98	95	3 %
		Boron, Dissolved	EPA 200.7	1208320-002	0.194		1.14	1.16	1.00	mg/L	95	97	2 %
		Cadmium, Dissolved	EPA 200.7	1208320-002	<0.001		0.938	0.939	1.00	mg/L	94	94	<1%
		Calcium, Dissolved	EPA 200.7	1208320-002	76.2	SC	80.9	85.5	10.0	mg/L	NC	NC	NC
		Chromium, Dissolved	EPA 200.7	1208320-002	<0.005		0.937	0.932	1.00	mg/L	94	93	1 %
		Cobalt, Dissolved	EPA 200.7	1208320-002	<0.010		0.930	0.934	1.00	mg/L	93	93	<1%
		Copper, Dissolved	EPA 200.7	1208320-002	<0.050		4.82	4.77	5.00	mg/L	96	95	1 %
		Gallium, Dissolved	EPA 200.7	1208320-002	<0.100		0.912	0.910	1.00	mg/L	91	91	<1%
		Iron, Dissolved	EPA 200.7	1208320-002	6.64		7.56	7.79	1.00	mg/L	92	115	3 %
		Lithium, Dissolved	EPA 200.7	1208320-002	<0.100		1.02	0.996	1.00	mg/L	99	97	2 %
		Magnesium, Dissolved	EPA 200.7	1208320-002	41.4	SC	48.1	49.9	10.0	mg/L	NC	NC	NC
		Manganese, Dissolved	EPA 200.7	1208320-002	0.421		1.33	1.36	1.00	mg/L	91	94	2 %
		Molybdenum, Dissolved	EPA 200.7	1208320-002	<0.010		0.969	0.959	1.00	mg/L	96	95	1 %
		Nickel, Dissolved	EPA 200.7	1208320-002	<0.010		4.66	4.66	5.00	mg/L	93	93	<1%
		Phosphorus, Dissolved	EPA 200.7	1208320-002	<0.500		4.87	4.88	5.00	mg/L	98	98	<1%
		Potassium, Dissolved	EPA 200.7	1208320-002	2.41		12.5	12.3	10.0	mg/L	101	99	2 %
		Scandium, Dissolved	EPA 200.7	1208320-002	<0.100		0.974	0.951	1.00	mg/L	97	95	2 %
		Silver, Dissolved	EPA 200.7	1208320-002	<0.005		0.087	0.087	0.090	mg/L	98	98	<1%
		Sodium, Dissolved	EPA 200.7	1208320-002	65.4	SC	71.0	76.3	10.0	mg/L	NC	NC	NC
		Strontium, Dissolved	EPA 200.7	1208320-002	0.429		1.33	1.38	1.00	mg/L	90	95	4 %
		Tin, Dissolved	EPA 200.7	1208320-002	<0.100		0.904	0.904	1.00	mg/L	93	93	<1%
		Titanium, Dissolved	EPA 200.7	1208320-002	<0.100		0.982	0.960	1.00	mg/L	98	96	2 %
		Vanadium, Dissolved	EPA 200.7	1208320-002	0.034		0.997	0.998	1.00	mg/L	96	96	<1%
		Zinc, Dissolved	EPA 200.7	1208320-002	<0.010		0.942	0.949	1.00	mg/L	94	95	1 %
QC12080856	MS 1	Aluminum, Dissolved	EPA 200.7	1208320-003	<0.045		0.987	0.995	1.00	mg/L	97	97	1 %
		Barium, Dissolved	EPA 200.7	1208320-003	0.032		0.983	0.984	1.00	mg/L	95	95	<1%
		Beryllium, Dissolved	EPA 200.7	1208320-003	<0.001		0.942	0.951	1.00	mg/L	94	95	1 %
		Bismuth, Dissolved	EPA 200.7	1208320-003	<0.100		0.936	0.952	1.00	mg/L	95	97	2 %
		Boron, Dissolved	EPA 200.7	1208320-003	0.216		1.17	1.15	1.00	mg/L	95	93	2 %
		Cadmium, Dissolved	EPA 200.7	1208320-003	<0.001		0.900	0.900	1.00	mg/L	90	90	<1%

475 East Greg Street Suite #119
Sparks, NV 89431 (775) 355-0202
EPA Lab ID: NV00925 - ELAP No: 2523

1084 Lamoille Hwy
Elko, NV 89801 (775) 777-9933
EPA Lab ID: NV00926

3230 Polaris Ave #4
Las Vegas, NV 89102 (702) 475-8899
EPA Lab ID: NV00932

QCBatchID	QCType	Parameter	Method	Spike Sample	Sample Result		MS Result	MSD Result	Spike Value	Units	MS % Rec.	MSD % Rec.	RPD
		Calcium, Dissolved	EPA 200.7	1208320-003	51.1		58.2	58.5	10.0	mg/L	71	74	1 %
		Chromium, Dissolved	EPA 200.7	1208320-003	<0.005		0.933	0.935	1.00	mg/L	93	94	<1%
		Cobalt, Dissolved	EPA 200.7	1208320-003	0.023		0.933	0.931	1.00	mg/L	91	91	<1%
		Copper, Dissolved	EPA 200.7	1208320-003	<0.050		4.91	4.94	5.00	mg/L	98	99	1 %
		Gallium, Dissolved	EPA 200.7	1208320-003	<0.100		0.930	0.928	1.00	mg/L	93	93	<1%
		Iron, Dissolved	EPA 200.7	1208320-003	0.014		0.943	0.941	1.00	mg/L	93	93	<1%
		Lithium, Dissolved	EPA 200.7	1208320-003	<0.100		0.963	0.968	1.00	mg/L	94	95	1 %
		Magnesium, Dissolved	EPA 200.7	1208320-003	21.2		28.2	27.6	10.0	mg/L	70	64	2 %
		Manganese, Dissolved	EPA 200.7	1208320-003	<0.005		0.940	0.941	1.00	mg/L	95	95	<1%
		Molybdenum, Dissolved	EPA 200.7	1208320-003	<0.010		0.956	0.965	1.00	mg/L	95	96	1 %
		Nickel, Dissolved	EPA 200.7	1208320-003	<0.010		4.54	4.53	5.00	mg/L	91	91	<1%
		Phosphorus, Dissolved	EPA 200.7	1208320-003	<0.500		4.64	4.66	5.00	mg/L	91	92	<1%
		Potassium, Dissolved	EPA 200.7	1208320-003	2.35		11.9	12.0	10.0	mg/L	96	96	1 %
		Scandium, Dissolved	EPA 200.7	1208320-003	<0.100		0.978	0.980	1.00	mg/L	98	98	<1%
		Silver, Dissolved	EPA 200.7	1208320-003	<0.005		0.088	0.088	0.090	mg/L	98	98	<1%
		Sodium, Dissolved	EPA 200.7	1208320-003	61.8	SC	68.5	67.7	10.0	mg/L	NC	NC	NC
		Strontium, Dissolved	EPA 200.7	1208320-003	0.372		1.24	1.26	1.00	mg/L	87	89	2 %
		Tin, Dissolved	EPA 200.7	1208320-003	<0.100		0.867	0.879	1.00	mg/L	89	90	1 %
		Titanium, Dissolved	EPA 200.7	1208320-003	<0.100		0.962	0.970	1.00	mg/L	96	97	1 %
		Vanadium, Dissolved	EPA 200.7	1208320-003	0.023		0.982	0.983	1.00	mg/L	96	96	<1%
		Zinc, Dissolved	EPA 200.7	1208320-003	<0.010		0.890	0.886	1.00	mg/L	89	88	<1%
QC12080952	MS 1	Uranium, Dissolved	EPA 200.8	1208336-001	<0.0050		0.0119	0.0119	0.010	mg/L	91	91	<1%
		Mercury, Dissolved	EPA 200.8	1208336-001	<0.00010		0.000989	0.000979	0.001	mg/L	99	98	1 %
		Antimony, Dissolved	EPA 200.8	1208336-001	<0.0025		0.0089	0.0089	0.010	mg/L	89	89	<1%
		Arsenic, Dissolved	EPA 200.8	1208336-001	<0.0050		0.0501	0.0508	0.050	mg/L	99	100	1 %
		Lead, Dissolved	EPA 200.8	1208336-001	<0.0025		0.0091	0.0091	0.010	mg/L	90	91	<1%
		Selenium, Dissolved	EPA 200.8	1208336-001	<0.0050		0.0449	0.0461	0.050	mg/L	90	92	3 %
		Thallium, Dissolved	EPA 200.8	1208336-001	<0.0010		0.0086	0.0086	0.010	mg/L	86	86	<1%
QC12080953	MS 1	Uranium, Dissolved	EPA 200.8	1208320-003	0.0065		0.0152	0.0155	0.010	mg/L	88	90	2 %
		Mercury, Dissolved	EPA 200.8	1208320-003	<0.00010		0.000999	0.001051	0.001	mg/L	100	105	5 %
		Antimony, Dissolved	EPA 200.8	1208320-003	<0.0025		0.0101	0.0103	0.010	mg/L	89	90	2 %
		Arsenic, Dissolved	EPA 200.8	1208320-003	0.0100		0.0589	0.0595	0.050	mg/L	98	99	1 %
		Lead, Dissolved	EPA 200.8	1208320-003	<0.0025		0.0091	0.0091	0.010	mg/L	90	91	<1%
		Selenium, Dissolved	EPA 200.8	1208320-003	<0.0050		0.0445	0.0458	0.050	mg/L	88	90	3 %
		Thallium, Dissolved	EPA 200.8	1208320-003	<0.0010		0.0084	0.0085	0.010	mg/L	84	85	1 %

475 East Greg Street Suite #119
Sparks, NV 89431 (775) 355-0202
EPA Lab ID: NV00925 - ELAP No: 2523

1084 Lamoille Hwy
Elko, NV 89801 (775) 777-9933
EPA Lab ID: NV00926

3230 Polaris Ave #4
Las Vegas, NV 89102 (702) 475-8899
EPA Lab ID: NV00932

WETLAB
WESTERN ENVIRONMENTAL TESTING LABORATORY
Specializing in Soil, Hazardous Waste and Water Analysis.
475 E. Greg Street #119 | Sparks, Nevada 89431
tel (775) 355-0202 | fax (775) 355-0817 | www.WETLaboratory.com

Lab Number 120833 2
Report Due Date: 8/30/12
Page 1 of 1

Client: McClelland Laboratories, Inc.
Address: 1016 Greg Street
City, State & Zip: Sparks, NV 89431
Contact: Gene McClelland
Phone: 775-356-1300 | Collector's Name: Robert
Fax: 775-356-8917 | Project Name:
P.O. Number: | Project Number: 3438
Email: mli@mettest.com

Turnaround Time
Standard ____ 5-Day ____ Other ____

Billing Address (if different than Client Address):
Company ____
Address ____
City, State & Zip ____
Contact ____
Phone ____
Fax ____
Email ____

Additional Information

Fax Results	Y	N	To: Client	Billing
Email Results	Y	N	To: Client	Billing
Compliance Monitoring	Y	N		
Fax Results to State EPA	Y	N		

Sample Type Codes

DW = Drinking Water	SD = Solid
WW = Wastewater	SO = Soil
SW = Surface Water	HW = Hazardous Waste
MW = Monitoring Well	OTHER:

SAMPLE ID/LOCATION		DATE	TIME	SAMPLE TYPE	NO. OF CONTAINERS	Profile II w/o Wad	Uranium	Spl. No.
CF-11-02 (227-367)	Wk:8	08/16/12	9:00	ww	2	X	X	1
CF-11-02 (52-117)								2
K-Spar Breccia 5+ Comp								3
Biotite Breccia 5+ Comp								4
Quartz Monzonite 5+ Comp								5
Biotite Breccia 0-5 Comp								6
K-Spar Breccia 0-5 Comp								7
Quartz Monzonite 0-5 Comp								8

1208 5
332 8

Instructions/Comments/Special Requirements:

SAMPLE RECEIPT	DATE	TIME	Samples Relinquished By	Samples Received By
Temperature 23.0 °C	8/16/12	2:40		
Custody Seals Intact? Y N (None)				
Number of Containers 16				

WETLAB'S Standard Terms and Conditions apply unless written agreements specify otherwise. Payment terms are Net 30.

To the maximum extent permitted by law, the Client agrees to limit the liability of WETLAB for the Client's damages to the total compesation received, unless other agreements are made in writing. This limitation shall apply regardless of the cause of action or legal theory pled or asserted.

301.2E

8/2/2012

McClelland Laboratory
1016 Greg Street
Sparks, NV 89431
Attn: Gene McClelland

OrderID: *1207417*

Dear: Gene McClelland

This is to transmit the attached analytical report. The analytical data and information contained therein was generated using specified or selected methods contained in references, such as Standard Methods for the Examination of Water and Wastewater, 18th & 19th editions, Methods for Determination of Organic Compounds in Drinking Water, EPA-600/4-79-020, and Test Methods for Evaluation of Solid Waste, Physical/Chemical Methods (SW846) Third Edition.

The samples were received by WETLAB-Western Environmental Testing Laboratory in good condition on 7/19/2012. Additional comments are located on page 2 of this report.

If you should have any questions or comments regarding this report, please do not hesitate to call.

Sincerely,

Andy Smith
QA Manager

SPARKS
475 E. Greg Street, Suite 119
Sparks, Nevada 89431
tel (775) 355-0202
fax (775) 355-0817

ELKO
1084 Lamoille Hwy.
Elko, Nevada 89801
tel (775) 777-9933
fax (775) 777-9933

LAS VEGAS
3230 Polaris Ave., Suite 4
Las Vegas, Nevada 89102
tel (702) 475-8899
fax (702) 776-6152

Western Environmental Testing Laboratory
Report Comments

McClelland Laboratory - 1207417

General Comments

None

Specific Comments

Due to the sample matrix it was necessary to analyze the following at a dilution:
1207417-002 Mercury
1207417-006 Vanadium
The reporting limits have been adjusted accordingly.

Data Qualifier Legend

B -- Blank contamination; Analyte detected above the method reporting limit in an associated blank

HT -- Sample held beyond the accepted holding time

J -- The reported value is between the laboratory method detection limit and the laboratory practical quantitation limit

M -- Reported value is estimated; The sample matrix interfered with the analysis

N -- There was insufficient sample available to perform a spike and/or duplicate on this analytical batch.

NC -- Not calculated due to matrix interference

Q -- Reported value is estimated; The value failed to meet QC criteria for either precision or accuracy

S -- Surrogate recovery was outside of laboratory acceptance limits due to matrix interference. The associated blank and LCS surrogate recovery was within acceptance limits.

SC -- Spike recovery not calculated. Sample concentration >4X the spike amount; therefore, the spike could not be adequately recovered.

475 East Greg Street Suite #119
Sparks, NV 89431 (775) 355-0202
EPA Lab ID: NV00925 - ELAP No: 2523

1084 Lamoille Hwy
Elko, NV 89801 (775) 777-9933
EPA Lab ID: NV00926

3230 Polaris Ave #4
Las Vegas, NV 89102 (702) 475-8899
EPA Lab ID: NV00932

Western Environmental Testing Laboratory
Analytical Report

McClelland Laboratory
1016 Greg Street
Sparks, NV 89431
Attn: Gene McClelland
Phone: (775) 356-1300 **Fax:** (775) 356-8917
PO\Project: *3438*

Date Printed: 8/2/2012
OrderID: *1207417*

Customer Sample ID: CF-11-02 (227-367) WK:4
WETLAB Sample ID: 1207417-001

Collect Date/Time: 7/19/2012 09:00
Receive Date: 7/19/2012 15:40

PROFILE II

Parameter	Method	Results	Units	Reporting Limit	Date Analyzed
pH	SM 4500-H+ B	7.61	pH Units		7/19/2012
Bicarbonate (HCO3)	SM 2320B	87	mg/L	1.0	7/19/2012
Carbonate (CO3)	SM 2320B	<1.0	mg/L	1.0	7/19/2012
Hydroxide (OH)	SM 2320B	<1.0	mg/L	1.0	7/19/2012
Total Alkalinity	SM 2320B	71	mg/L as CaCO3	1.0	7/19/2012
Chloride	EPA 300.0	<1.00	mg/L	1.00	7/20/2012
Fluoride	EPA 300.0	1.6	mg/L	0.10	7/20/2012
Sulfate	EPA 300.0	49	mg/L	1.0	7/20/2012
Nitrate Nitrogen	EPA 300.0	<1.0	mg/L	1.0	7/20/2012
Nitrite Nitrogen	EPA 300.0	<0.025	mg/L	0.025	7/20/2012
Total Dissolved Solids (TDS)	SM 2540C	160	mg/L	10	7/24/2012
Aluminum	EPA 200.7	0.064	mg/L	0.045	7/25/2012
Barium	EPA 200.7	0.083	mg/L	0.010	7/25/2012
Beryllium	EPA 200.7	<0.0010	mg/L	0.0010	7/25/2012
Bismuth	EPA 200.7	<0.10	mg/L	0.10	7/25/2012
Boron	EPA 200.7	<0.10	mg/L	0.10	7/25/2012
Cadmium	EPA 200.7	<0.0010	mg/L	0.0010	7/25/2012
Calcium	EPA 200.7	30	mg/L	0.50	7/25/2012
Chromium	EPA 200.7	<0.0050	mg/L	0.0050	7/25/2012
Cobalt	EPA 200.7	<0.010	mg/L	0.010	7/25/2012
Copper	EPA 200.7	<0.050	mg/L	0.050	7/25/2012
Gallium	EPA 200.7	<0.10	mg/L	0.10	7/25/2012
Iron	EPA 200.7	<0.010	mg/L	0.010	7/25/2012
Lithium	EPA 200.7	<0.10	mg/L	0.10	7/25/2012
Magnesium	EPA 200.7	7.2	mg/L	0.50	7/25/2012
Manganese	EPA 200.7	0.015	mg/L	0.0050	7/25/2012
Molybdenum	EPA 200.7	<0.010	mg/L	0.010	7/25/2012

Customer Sample ID: CF-11-02 (227-367) WK:4 **Collect Date/Time:** 7/19/2012 09:00
WETLAB Sample ID: 1207417-001 **Receive Date:** 7/19/2012 15:40

PROFILE II

Parameter	Method	Results	Units	Reporting Limit	Date Analyzed
Nickel	EPA 200.7	<0.010	mg/L	0.010	7/25/2012
Phosphorus	EPA 200.7	<0.50	mg/L	0.50	7/25/2012
Potassium	EPA 200.7	12	mg/L	0.50	7/25/2012
Scandium	EPA 200.7	<0.10	mg/L	0.10	7/25/2012
Silver	EPA 200.7	<0.0050	mg/L	0.0050	7/25/2012
Sodium	EPA 200.7	3.9	mg/L	0.50	7/25/2012
Strontium	EPA 200.7	0.29	mg/L	0.10	7/25/2012
Tin	EPA 200.7	<0.10	mg/L	0.10	7/25/2012
Titanium	EPA 200.7	<0.10	mg/L	0.10	7/25/2012
Vanadium	EPA 200.7	<0.010	mg/L	0.010	7/25/2012
Zinc	EPA 200.7	<0.010	mg/L	0.010	7/25/2012
Mercury	EPA 200.8	0.00016	mg/L	0.00010	7/27/2012
Antimony	EPA 200.8	<0.0025	mg/L	0.0025	7/27/2012
Arsenic	EPA 200.8	<0.0050	mg/L	0.0050	7/27/2012
Lead	EPA 200.8	<0.0025	mg/L	0.0025	7/27/2012
Selenium	EPA 200.8	<0.0050	mg/L	0.0050	7/27/2012
Thallium	EPA 200.8	<0.0010	mg/L	0.0010	7/27/2012
Uranium	EPA 200.8	0.030	mg/L	0.0050	7/27/2012
Anions	Calculation	2.53	meq/L	0.10	
Cations	Calculation	2.57	meq/L	0.10	
Error	Calculation	<1.0	%	1.0	

Customer Sample ID: CF-11-02 (52-117) WK:4 **Collect Date/Time:** 7/19/2012 09:00
WETLAB Sample ID: 1207417-002 **Receive Date:** 7/19/2012 15:40

PROFILE II

Parameter	Method	Results	Units	Reporting Limit	Date Analyzed
pH	SM 4500-H+ B	7.43	pH Units		7/19/2012
Bicarbonate (HCO3)	SM 2320B	79	mg/L	1.0	7/19/2012
Carbonate (CO3)	SM 2320B	<1.0	mg/L	1.0	7/19/2012
Hydroxide (OH)	SM 2320B	<1.0	mg/L	1.0	7/19/2012
Total Alkalinity	SM 2320B	65	mg/L as CaCO3	1.0	7/19/2012
Chloride	EPA 300.0	<1.00	mg/L	1.00	7/20/2012
Fluoride	EPA 300.0	1.6	mg/L	0.10	7/20/2012
Sulfate	EPA 300.0	59	mg/L	1.0	7/20/2012
Nitrate Nitrogen	EPA 300.0	<1.0	mg/L	1.0	7/20/2012
Nitrite Nitrogen	EPA 300.0	<0.025	mg/L	0.025	7/20/2012
Total Dissolved Solids (TDS)	SM 2540C	170	mg/L	10	7/24/2012
Aluminum	EPA 200.7	0.067	mg/L	0.045	7/25/2012

475 East Greg Street Suite #119
Sparks, NV 89431 (775) 355-0202
EPA Lab ID: NV00925 - ELAP No: 2523

1084 Lamoille Hwy
Elko, NV 89801 (775) 777-9933
EPA Lab ID: NV00926

3230 Polaris Ave #4
Las Vegas, NV 89102 (702) 475-8899
EPA Lab ID: NV00932

Customer Sample ID: CF-11-02 (52-117) WK:4 **Collect Date/Time:** 7/19/2012 09:00

WETLAB Sample ID: 1207417-002 **Receive Date:** 7/19/2012 15:40

PROFILE II

Parameter	Method	Results	Units	Reporting Limit	Date Analyzed
Barium	EPA 200.7	0.015	mg/L	0.010	7/25/2012
Beryllium	EPA 200.7	<0.0010	mg/L	0.0010	7/25/2012
Bismuth	EPA 200.7	<0.10	mg/L	0.10	7/25/2012
Boron	EPA 200.7	<0.10	mg/L	0.10	7/25/2012
Cadmium	EPA 200.7	<0.0010	mg/L	0.0010	7/25/2012
Calcium	EPA 200.7	31	mg/L	0.50	7/25/2012
Chromium	EPA 200.7	<0.0050	mg/L	0.0050	7/25/2012
Cobalt	EPA 200.7	<0.010	mg/L	0.010	7/25/2012
Copper	EPA 200.7	<0.050	mg/L	0.050	7/25/2012
Gallium	EPA 200.7	<0.10	mg/L	0.10	7/25/2012
Iron	EPA 200.7	0.013	mg/L	0.010	7/25/2012
Lithium	EPA 200.7	<0.10	mg/L	0.10	7/25/2012
Magnesium	EPA 200.7	5.6	mg/L	0.50	7/25/2012
Manganese	EPA 200.7	0.019	mg/L	0.0050	7/25/2012
Molybdenum	EPA 200.7	<0.010	mg/L	0.010	7/25/2012
Nickel	EPA 200.7	<0.010	mg/L	0.010	7/25/2012
Phosphorus	EPA 200.7	<0.50	mg/L	0.50	7/25/2012
Potassium	EPA 200.7	15	mg/L	0.50	7/25/2012
Scandium	EPA 200.7	<0.10	mg/L	0.10	7/25/2012
Silver	EPA 200.7	<0.0050	mg/L	0.0050	7/25/2012
Sodium	EPA 200.7	4.3	mg/L	0.50	7/25/2012
Strontium	EPA 200.7	0.27	mg/L	0.10	7/25/2012
Tin	EPA 200.7	<0.10	mg/L	0.10	7/25/2012
Titanium	EPA 200.7	<0.10	mg/L	0.10	7/25/2012
Vanadium	EPA 200.7	<0.010	mg/L	0.010	7/25/2012
Zinc	EPA 200.7	<0.010	mg/L	0.010	7/25/2012
Mercury	EPA 200.8	<0.0002	mg/L	0.0002	7/30/2012
Antimony	EPA 200.8	<0.0025	mg/L	0.0025	7/27/2012
Arsenic	EPA 200.8	<0.0050	mg/L	0.0050	7/27/2012
Lead	EPA 200.8	<0.0025	mg/L	0.0025	7/27/2012
Selenium	EPA 200.8	<0.0050	mg/L	0.0050	7/27/2012
Thallium	EPA 200.8	<0.0010	mg/L	0.0010	7/27/2012
Uranium	EPA 200.8	0.032	mg/L	0.0050	7/27/2012
Anions	Calculation	2.61	meq/L	0.10	
Cations	Calculation	2.59	meq/L	0.10	
Error	Calculation	<1.0	%	1.0	

475 East Greg Street Suite #119
Sparks, NV 89431 (775) 355-0202
EPA Lab ID: NV00925 - ELAP No: 2523

1084 Lamoille Hwy
Elko, NV 89801 (775) 777-9933
EPA Lab ID: NV00926

3230 Polaris Ave #4
Las Vegas, NV 89102 (702) 475-8899
EPA Lab ID: NV00932

Customer Sample ID: K-Spar Breccia 5+ Comp WK:4 **Collect Date/Time:** 7/19/2012 09:00

WETLAB Sample ID: 1207417-003 **Receive Date:** 7/19/2012 15:40

PROFILE II

Parameter	Method	Results	Units	Reporting Limit	Date Analyzed
pH	SM 4500-H+ B	7.78	pH Units		7/19/2012
Bicarbonate (HCO3)	SM 2320B	120	mg/L	1.0	7/19/2012
Carbonate (CO3)	SM 2320B	<1.0	mg/L	1.0	7/19/2012
Hydroxide (OH)	SM 2320B	<1.0	mg/L	1.0	7/19/2012
Total Alkalinity	SM 2320B	96	mg/L as CaCO3	1.0	7/19/2012
Chloride	EPA 300.0	<1.00	mg/L	1.00	7/20/2012
Fluoride	EPA 300.0	1.5	mg/L	0.10	7/20/2012
Sulfate	EPA 300.0	72	mg/L	1.0	7/20/2012
Nitrate Nitrogen	EPA 300.0	<1.0	mg/L	1.0	7/20/2012
Nitrite Nitrogen	EPA 300.0	<0.025	mg/L	0.025	7/20/2012
Total Dissolved Solids (TDS)	SM 2540C	220	mg/L	10	7/24/2012
Aluminum	EPA 200.7	0.050	mg/L	0.045	7/25/2012
Barium	EPA 200.7	0.083	mg/L	0.010	7/25/2012
Beryllium	EPA 200.7	<0.0010	mg/L	0.0010	7/25/2012
Bismuth	EPA 200.7	<0.10	mg/L	0.10	7/25/2012
Boron	EPA 200.7	<0.10	mg/L	0.10	7/25/2012
Cadmium	EPA 200.7	<0.0010	mg/L	0.0010	7/25/2012
Calcium	EPA 200.7	41	mg/L	0.50	7/25/2012
Chromium	EPA 200.7	<0.0050	mg/L	0.0050	7/25/2012
Cobalt	EPA 200.7	<0.010	mg/L	0.010	7/25/2012
Copper	EPA 200.7	<0.050	mg/L	0.050	7/25/2012
Gallium	EPA 200.7	<0.10	mg/L	0.10	7/25/2012
Iron	EPA 200.7	<0.010	mg/L	0.010	7/25/2012
Lithium	EPA 200.7	<0.10	mg/L	0.10	7/25/2012
Magnesium	EPA 200.7	11	mg/L	0.50	7/25/2012
Manganese	EPA 200.7	0.034	mg/L	0.0050	7/25/2012
Molybdenum	EPA 200.7	0.059	mg/L	0.010	7/25/2012
Nickel	EPA 200.7	<0.010	mg/L	0.010	7/25/2012
Phosphorus	EPA 200.7	<0.50	mg/L	0.50	7/25/2012
Potassium	EPA 200.7	16	mg/L	0.50	7/25/2012
Scandium	EPA 200.7	<0.10	mg/L	0.10	7/25/2012
Silver	EPA 200.7	<0.0050	mg/L	0.0050	7/25/2012
Sodium	EPA 200.7	2.5	mg/L	0.50	7/25/2012
Strontium	EPA 200.7	1.5	mg/L	0.10	7/25/2012
Tin	EPA 200.7	<0.10	mg/L	0.10	7/25/2012
Titanium	EPA 200.7	<0.10	mg/L	0.10	7/25/2012
Vanadium	EPA 200.7	0.014	mg/L	0.010	7/25/2012
Zinc	EPA 200.7	<0.010	mg/L	0.010	7/25/2012

475 East Greg Street Suite #119
Sparks, NV 89431 (775) 355-0202
EPA Lab ID: NV00925 - ELAP No: 2523

1084 Lamoille Hwy
Elko, NV 89801 (775) 777-9933
EPA Lab ID: NV00926

3230 Polaris Ave #4
Las Vegas, NV 89102 (702) 475-8899
EPA Lab ID: NV00932

Customer Sample ID: K-Spar Breccia 5+ Comp WK:4 **Collect Date/Time:** 7/19/2012 09:00
WETLAB Sample ID: 1207417-003 **Receive Date:** 7/19/2012 15:40

PROFILE II

Parameter	Method	Results	Units	Reporting Limit	Date Analyzed
Mercury	EPA 200.8	<0.00010	mg/L	0.00010	7/27/2012
Antimony	EPA 200.8	<0.0025	mg/L	0.0025	7/27/2012
Arsenic	EPA 200.8	<0.0050	mg/L	0.0050	7/27/2012
Lead	EPA 200.8	<0.0025	mg/L	0.0025	7/27/2012
Selenium	EPA 200.8	<0.0050	mg/L	0.0050	7/27/2012
Thallium	EPA 200.8	<0.0010	mg/L	0.0010	7/27/2012
Uranium	EPA 200.8	0.13	mg/L	0.0050	7/27/2012
Anions	Calculation	3.54	meq/L	0.10	
Cations	Calculation	3.48	meq/L	0.10	
Error	Calculation	<1.0	%	1.0	

Customer Sample ID: Biotite Breccia 5+ Comp WK:4 **Collect Date/Time:** 7/19/2012 09:00
WETLAB Sample ID: 1207417-004 **Receive Date:** 7/19/2012 15:40

PROFILE II

Parameter	Method	Results	Units	Reporting Limit	Date Analyzed
pH	SM 4500-H+ B	7.78	pH Units		7/19/2012
Bicarbonate (HCO3)	SM 2320B	100	mg/L	1.0	7/19/2012
Carbonate (CO3)	SM 2320B	<1.0	mg/L	1.0	7/19/2012
Hydroxide (OH)	SM 2320B	<1.0	mg/L	1.0	7/19/2012
Total Alkalinity	SM 2320B	86	mg/L as CaCO3	1.0	7/19/2012
Chloride	EPA 300.0	<1.00	mg/L	1.00	7/20/2012
Fluoride	EPA 300.0	2.3	mg/L	0.10	7/20/2012
Sulfate	EPA 300.0	72	mg/L	1.0	7/20/2012
Nitrate Nitrogen	EPA 300.0	<1.0	mg/L	1.0	7/20/2012
Nitrite Nitrogen	EPA 300.0	<0.025	mg/L	0.025	7/20/2012
Total Dissolved Solids (TDS)	SM 2540C	190	mg/L	10	7/24/2012
Aluminum	EPA 200.7	0.065	mg/L	0.045	7/25/2012
Barium	EPA 200.7	0.067	mg/L	0.010	7/25/2012
Beryllium	EPA 200.7	<0.0010	mg/L	0.0010	7/25/2012
Bismuth	EPA 200.7	<0.10	mg/L	0.10	7/25/2012
Boron	EPA 200.7	<0.10	mg/L	0.10	7/25/2012
Cadmium	EPA 200.7	<0.0010	mg/L	0.0010	7/25/2012
Calcium	EPA 200.7	35	mg/L	0.50	7/25/2012
Chromium	EPA 200.7	<0.0050	mg/L	0.0050	7/25/2012
Cobalt	EPA 200.7	<0.010	mg/L	0.010	7/25/2012
Copper	EPA 200.7	<0.050	mg/L	0.050	7/25/2012
Gallium	EPA 200.7	<0.10	mg/L	0.10	7/25/2012
Iron	EPA 200.7	<0.010	mg/L	0.010	7/25/2012

475 East Greg Street Suite #119
Sparks, NV 89431 (775) 355-0202
EPA Lab ID: NV00925 - ELAP No: 2523

1084 Lamoille Hwy
Elko, NV 89801 (775) 777-9933
EPA Lab ID: NV00926

3230 Polaris Ave #4
Las Vegas, NV 89102 (702) 475-8899
EPA Lab ID: NV00932

Customer Sample ID: Biotite Breccia 5+ Comp WK:4 **Collect Date/Time:** 7/19/2012 09:00
WETLAB Sample ID: 1207417-004 **Receive Date:** 7/19/2012 15:40

PROFILE II

Parameter	Method	Results	Units	Reporting Limit	Date Analyzed
Lithium	EPA 200.7	<0.10	mg/L	0.10	7/25/2012
Magnesium	EPA 200.7	11	mg/L	0.50	7/25/2012
Manganese	EPA 200.7	0.022	mg/L	0.0050	7/25/2012
Molybdenum	EPA 200.7	0.015	mg/L	0.010	7/25/2012
Nickel	EPA 200.7	<0.010	mg/L	0.010	7/25/2012
Phosphorus	EPA 200.7	<0.50	mg/L	0.50	7/25/2012
Potassium	EPA 200.7	20	mg/L	0.50	7/25/2012
Scandium	EPA 200.7	<0.10	mg/L	0.10	7/25/2012
Silver	EPA 200.7	<0.0050	mg/L	0.0050	7/25/2012
Sodium	EPA 200.7	3.1	mg/L	0.50	7/25/2012
Strontium	EPA 200.7	0.73	mg/L	0.10	7/25/2012
Tin	EPA 200.7	<0.10	mg/L	0.10	7/25/2012
Titanium	EPA 200.7	<0.10	mg/L	0.10	7/25/2012
Vanadium	EPA 200.7	0.016	mg/L	0.010	7/25/2012
Zinc	EPA 200.7	<0.010	mg/L	0.010	7/25/2012
Mercury	EPA 200.8	<0.00010	mg/L	0.00010	7/27/2012
Antimony	EPA 200.8	<0.0025	mg/L	0.0025	7/27/2012
Arsenic	EPA 200.8	<0.0050	mg/L	0.0050	7/27/2012
Lead	EPA 200.8	<0.0025	mg/L	0.0025	7/27/2012
Selenium	EPA 200.8	<0.0050	mg/L	0.0050	7/27/2012
Thallium	EPA 200.8	<0.0010	mg/L	0.0010	7/27/2012
Uranium	EPA 200.8	0.039	mg/L	0.0050	7/27/2012
Anions	Calculation	3.26	meq/L	0.10	
Cations	Calculation	3.31	meq/L	0.10	
Error	Calculation	<1.0	%	1.0	

Customer Sample ID: Quartz Monzonite 5+ Comp WK:4 **Collect Date/Time:** 7/19/2012 09:00
WETLAB Sample ID: 1207417-005 **Receive Date:** 7/19/2012 15:40

PROFILE II

Parameter	Method	Results	Units	Reporting Limit	Date Analyzed
pH	SM 4500-H+ B	7.74	pH Units		7/19/2012
Bicarbonate (HCO3)	SM 2320B	92	mg/L	1.0	7/19/2012
Carbonate (CO3)	SM 2320B	<1.0	mg/L	1.0	7/19/2012
Hydroxide (OH)	SM 2320B	<1.0	mg/L	1.0	7/19/2012
Total Alkalinity	SM 2320B	76	mg/L as CaCO3	1.0	7/19/2012
Chloride	EPA 300.0	<1.00	mg/L	1.00	7/20/2012
Fluoride	EPA 300.0	2.0	mg/L	0.10	7/20/2012
Sulfate	EPA 300.0	40	mg/L	1.0	7/20/2012

475 East Greg Street Suite #119
Sparks, NV 89431 (775) 355-0202
EPA Lab ID: NV00925 - ELAP No: 2523

1084 Lamoille Hwy
Elko, NV 89801 (775) 777-9933
EPA Lab ID: NV00926

3230 Polaris Ave #4
Las Vegas, NV 89102 (702) 475-8899
EPA Lab ID: NV00932

Customer Sample ID: Quartz Monzonite 5+ Comp WK:4 **Collect Date/Time:** 7/19/2012 09:00

WETLAB Sample ID: 1207417-005 **Receive Date:** 7/19/2012 15:40

PROFILE II

Parameter	Method	Results	Units	Reporting Limit	Date Analyzed
Nitrate Nitrogen	EPA 300.0	<1.0	mg/L	1.0	7/20/2012
Nitrite Nitrogen	EPA 300.0	<0.025	mg/L	0.025	7/20/2012
Total Dissolved Solids (TDS)	SM 2540C	150	mg/L	10	7/24/2012
Aluminum	EPA 200.7	0.073	mg/L	0.045	7/25/2012
Barium	EPA 200.7	0.10	mg/L	0.010	7/25/2012
Beryllium	EPA 200.7	<0.0010	mg/L	0.0010	7/25/2012
Bismuth	EPA 200.7	<0.10	mg/L	0.10	7/25/2012
Boron	EPA 200.7	<0.10	mg/L	0.10	7/25/2012
Cadmium	EPA 200.7	<0.0010	mg/L	0.0010	7/25/2012
Calcium	EPA 200.7	23	mg/L	0.50	7/25/2012
Chromium	EPA 200.7	<0.0050	mg/L	0.0050	7/25/2012
Cobalt	EPA 200.7	<0.010	mg/L	0.010	7/25/2012
Copper	EPA 200.7	<0.050	mg/L	0.050	7/25/2012
Gallium	EPA 200.7	<0.10	mg/L	0.10	7/25/2012
Iron	EPA 200.7	<0.010	mg/L	0.010	7/25/2012
Lithium	EPA 200.7	<0.10	mg/L	0.10	7/25/2012
Magnesium	EPA 200.7	6.2	mg/L	0.50	7/25/2012
Manganese	EPA 200.7	0.0071	mg/L	0.0050	7/25/2012
Molybdenum	EPA 200.7	0.056	mg/L	0.010	7/25/2012
Nickel	EPA 200.7	<0.010	mg/L	0.010	7/25/2012
Phosphorus	EPA 200.7	<0.50	mg/L	0.50	7/25/2012
Potassium	EPA 200.7	20	mg/L	0.50	7/25/2012
Scandium	EPA 200.7	<0.10	mg/L	0.10	7/25/2012
Silver	EPA 200.7	<0.0050	mg/L	0.0050	7/25/2012
Sodium	EPA 200.7	4.8	mg/L	0.50	7/25/2012
Strontium	EPA 200.7	0.82	mg/L	0.10	7/25/2012
Tin	EPA 200.7	<0.10	mg/L	0.10	7/25/2012
Titanium	EPA 200.7	<0.10	mg/L	0.10	7/25/2012
Vanadium	EPA 200.7	<0.010	mg/L	0.010	7/25/2012
Zinc	EPA 200.7	<0.010	mg/L	0.010	7/25/2012
Mercury	EPA 200.8	0.00045	mg/L	0.00010	7/27/2012
Antimony	EPA 200.8	<0.0025	mg/L	0.0025	7/27/2012
Arsenic	EPA 200.8	<0.0050	mg/L	0.0050	7/27/2012
Lead	EPA 200.8	<0.0025	mg/L	0.0025	7/27/2012
Selenium	EPA 200.8	<0.0050	mg/L	0.0050	7/27/2012
Thallium	EPA 200.8	<0.0010	mg/L	0.0010	7/27/2012
Uranium	EPA 200.8	0.049	mg/L	0.0050	7/27/2012
Anions	Calculation	2.45	meq/L	0.10	

475 East Greg Street Suite #119
Sparks, NV 89431 (775) 355-0202
EPA Lab ID: NV00925 - ELAP No: 2523

1084 Lamoille Hwy
Elko, NV 89801 (775) 777-9933
EPA Lab ID: NV00926

3230 Polaris Ave #4
Las Vegas, NV 89102 (702) 475-8899
EPA Lab ID: NV00932

Customer Sample ID: Quartz Monzonite 5+ Comp WK:4 **Collect Date/Time:** 7/19/2012 09:00
WETLAB Sample ID: 1207417-005 **Receive Date:** 7/19/2012 15:40

PROFILE II

Parameter	Method	Results	Units	Reporting Limit	Date Analyzed
Cations	Calculation	2.39	meq/L	0.10	
Error	Calculation	1.2	%	1.0	

Customer Sample ID: Biotite Breccia 0-5 Comp WK:4 **Collect Date/Time:** 7/19/2012 09:00
WETLAB Sample ID: 1207417-006 **Receive Date:** 7/19/2012 15:40

PROFILE II

Parameter	Method	Results	Units	Reporting Limit	Date Analyzed
pH	SM 4500-H+ B	7.27	pH Units		7/19/2012
Bicarbonate (HCO3)	SM 2320B	56	mg/L	1.0	7/19/2012
Carbonate (CO3)	SM 2320B	<1.0	mg/L	1.0	7/19/2012
Hydroxide (OH)	SM 2320B	<1.0	mg/L	1.0	7/19/2012
Total Alkalinity	SM 2320B	46	mg/L as CaCO3	1.0	7/19/2012
Chloride	EPA 300.0	<1.00	mg/L	1.00	7/20/2012
Fluoride	EPA 300.0	1.4	mg/L	0.10	7/20/2012
Sulfate	EPA 300.0	86	mg/L	1.0	7/20/2012
Nitrate Nitrogen	EPA 300.0	<1.0	mg/L	1.0	7/20/2012
Nitrite Nitrogen	EPA 300.0	<0.025	mg/L	0.025	7/20/2012
Total Dissolved Solids (TDS)	SM 2540C	160	mg/L	10	7/24/2012
Aluminum	EPA 200.7	<0.045	mg/L	0.045	7/25/2012
Barium	EPA 200.7	0.032	mg/L	0.010	7/25/2012
Beryllium	EPA 200.7	<0.0010	mg/L	0.0010	7/25/2012
Bismuth	EPA 200.7	<0.10	mg/L	0.10	7/25/2012
Boron	EPA 200.7	<0.10	mg/L	0.10	7/25/2012
Cadmium	EPA 200.7	<0.0010	mg/L	0.0010	7/25/2012
Calcium	EPA 200.7	37	mg/L	0.50	7/25/2012
Chromium	EPA 200.7	<0.0050	mg/L	0.0050	7/25/2012
Cobalt	EPA 200.7	<0.010	mg/L	0.010	7/25/2012
Copper	EPA 200.7	<0.050	mg/L	0.050	7/25/2012
Gallium	EPA 200.7	<0.10	mg/L	0.10	7/25/2012
Iron	EPA 200.7	<0.010	mg/L	0.010	7/25/2012
Lithium	EPA 200.7	<0.10	mg/L	0.10	7/25/2012
Magnesium	EPA 200.7	6.3	mg/L	0.50	7/25/2012
Manganese	EPA 200.7	0.017	mg/L	0.0050	7/25/2012
Molybdenum	EPA 200.7	0.042	mg/L	0.010	7/25/2012
Nickel	EPA 200.7	<0.010	mg/L	0.010	7/25/2012
Phosphorus	EPA 200.7	<0.50	mg/L	0.50	7/25/2012
Potassium	EPA 200.7	9.6	mg/L	0.50	7/25/2012
Scandium	EPA 200.7	<0.10	mg/L	0.10	7/25/2012

475 East Greg Street Suite #119
Sparks, NV 89431 (775) 355-0202
EPA Lab ID: NV00925 - ELAP No: 2523

1084 Lamoille Hwy
Elko, NV 89801 (775) 777-9933
EPA Lab ID: NV00926

3230 Polaris Ave #4
Las Vegas, NV 89102 (702) 475-8899
EPA Lab ID: NV00932

Customer Sample ID: Biotite Breccia 0-5 Comp WK:4
WETLAB Sample ID: 1207417-006
Collect Date/Time: 7/19/2012 09:00
Receive Date: 7/19/2012 15:40

PROFILE II

Parameter	Method	Results	Units	Reporting Limit	Date Analyzed
Silver	EPA 200.7	<0.0050	mg/L	0.0050	7/25/2012
Sodium	EPA 200.7	3.5	mg/L	0.50	7/25/2012
Strontium	EPA 200.7	0.61	mg/L	0.10	7/25/2012
Tin	EPA 200.7	<0.10	mg/L	0.10	7/25/2012
Titanium	EPA 200.7	<0.10	mg/L	0.10	7/25/2012
Vanadium	EPA 200.7	<0.050	mg/L	0.050	7/26/2012
Zinc	EPA 200.7	<0.010	mg/L	0.010	7/25/2012
Mercury	EPA 200.8	<0.00010	mg/L	0.00010	7/27/2012
Antimony	EPA 200.8	<0.0025	mg/L	0.0025	7/27/2012
Arsenic	EPA 200.8	<0.0050	mg/L	0.0050	7/27/2012
Lead	EPA 200.8	<0.0025	mg/L	0.0025	7/27/2012
Selenium	EPA 200.8	<0.0050	mg/L	0.0050	7/27/2012
Thallium	EPA 200.8	<0.0010	mg/L	0.0010	7/27/2012
Uranium	EPA 200.8	0.037	mg/L	0.0050	7/27/2012
Anions	Calculation	2.78	meq/L	0.10	
Cations	Calculation	2.76	meq/L	0.10	
Error	Calculation	<1.0	%	1.0	

Customer Sample ID: K-Spar Breccia 0-5 Comp WK:4
WETLAB Sample ID: 1207417-007
Collect Date/Time: 7/19/2012 09:00
Receive Date: 7/19/2012 15:40

PROFILE II

Parameter	Method	Results	Units	Reporting Limit	Date Analyzed
pH	SM 4500-H+ B	7.75	pH Units		7/19/2012
Bicarbonate (HCO3)	SM 2320B	110	mg/L	1.0	7/19/2012
Carbonate (CO3)	SM 2320B	<1.0	mg/L	1.0	7/19/2012
Hydroxide (OH)	SM 2320B	<1.0	mg/L	1.0	7/19/2012
Total Alkalinity	SM 2320B	94	mg/L as CaCO3	1.0	7/19/2012
Chloride	EPA 300.0	<1.00	mg/L	1.00	7/20/2012
Fluoride	EPA 300.0	2.0	mg/L	0.10	7/20/2012
Sulfate	EPA 300.0	61	mg/L	1.0	7/20/2012
Nitrate Nitrogen	EPA 300.0	<1.0	mg/L	1.0	7/20/2012
Nitrite Nitrogen	EPA 300.0	<0.025	mg/L	0.025	7/20/2012
Total Dissolved Solids (TDS)	SM 2540C	170	mg/L	10	7/24/2012
Aluminum	EPA 200.7	<0.045	mg/L	0.045	7/25/2012
Barium	EPA 200.7	0.045	mg/L	0.010	7/25/2012
Beryllium	EPA 200.7	<0.0010	mg/L	0.0010	7/25/2012
Bismuth	EPA 200.7	<0.10	mg/L	0.10	7/25/2012
Boron	EPA 200.7	<0.10	mg/L	0.10	7/25/2012

475 East Greg Street Suite #119
Sparks, NV 89431 (775) 355-0202
EPA Lab ID: NV00925 - ELAP No: 2523

1084 Lamoille Hwy
Elko, NV 89801 (775) 777-9933
EPA Lab ID: NV00926

3230 Polaris Ave #4
Las Vegas, NV 89102 (702) 475-8899
EPA Lab ID: NV00932

Customer Sample ID: K-Spar Breccia 0-5 Comp WK:4 **Collect Date/Time:** 7/19/2012 09:00
WETLAB Sample ID: 1207417-007 **Receive Date:** 7/19/2012 15:40

PROFILE II

Parameter	Method	Results	Units	Reporting Limit	Date Analyzed
Cadmium	EPA 200.7	<0.0010	mg/L	0.0010	7/25/2012
Calcium	EPA 200.7	40	mg/L	0.50	7/25/2012
Chromium	EPA 200.7	<0.0050	mg/L	0.0050	7/25/2012
Cobalt	EPA 200.7	<0.010	mg/L	0.010	7/25/2012
Copper	EPA 200.7	<0.050	mg/L	0.050	7/25/2012
Gallium	EPA 200.7	<0.10	mg/L	0.10	7/25/2012
Iron	EPA 200.7	<0.010	mg/L	0.010	7/25/2012
Lithium	EPA 200.7	<0.10	mg/L	0.10	7/25/2012
Magnesium	EPA 200.7	7.2	mg/L	0.50	7/25/2012
Manganese	EPA 200.7	0.040	mg/L	0.0050	7/25/2012
Molybdenum	EPA 200.7	0.049	mg/L	0.010	7/25/2012
Nickel	EPA 200.7	<0.010	mg/L	0.010	7/25/2012
Phosphorus	EPA 200.7	<0.50	mg/L	0.50	7/25/2012
Potassium	EPA 200.7	12	mg/L	0.50	7/25/2012
Scandium	EPA 200.7	<0.10	mg/L	0.10	7/25/2012
Silver	EPA 200.7	<0.0050	mg/L	0.0050	7/25/2012
Sodium	EPA 200.7	6.8	mg/L	0.50	7/25/2012
Strontium	EPA 200.7	0.88	mg/L	0.10	7/25/2012
Tin	EPA 200.7	<0.10	mg/L	0.10	7/25/2012
Titanium	EPA 200.7	<0.10	mg/L	0.10	7/25/2012
Vanadium	EPA 200.7	0.010	mg/L	0.010	7/25/2012
Zinc	EPA 200.7	<0.010	mg/L	0.010	7/25/2012
Mercury	EPA 200.8	0.00012	mg/L	0.00010	7/27/2012
Antimony	EPA 200.8	<0.0025	mg/L	0.0025	7/27/2012
Arsenic	EPA 200.8	<0.0050	mg/L	0.0050	7/27/2012
Lead	EPA 200.8	<0.0025	mg/L	0.0025	7/27/2012
Selenium	EPA 200.8	<0.0050	mg/L	0.0050	7/27/2012
Thallium	EPA 200.8	<0.0010	mg/L	0.0010	7/27/2012
Uranium	EPA 200.8	0.074	mg/L	0.0050	7/27/2012
Anions	Calculation	3.18	meq/L	0.10	
Cations	Calculation	3.19	meq/L	0.10	
Error	Calculation	<1.0	%	1.0	

Customer Sample ID: Quartz Monzonite 0-5 Comp WK:4 **Collect Date/Time:** 7/19/2012 09:00
WETLAB Sample ID: 1207417-008 **Receive Date:** 7/19/2012 15:40

PROFILE II

Parameter	Method	Results	Units	Reporting Limit	Date Analyzed
pH	SM 4500-H+ B	7.73	pH Units		7/19/2012

475 East Greg Street Suite #119
Sparks, NV 89431 (775) 355-0202
EPA Lab ID: NV00925 - ELAP No: 2523

1084 Lamoille Hwy
Elko, NV 89801 (775) 777-9933
EPA Lab ID: NV00926

3230 Polaris Ave #4
Las Vegas, NV 89102 (702) 475-8899
EPA Lab ID: NV00932

Customer Sample ID: Quartz Monzonite 0-5 Comp WK:4 **Collect Date/Time:** 7/19/2012 09:00

WETLAB Sample ID: 1207417-008 **Receive Date:** 7/19/2012 15:40

PROFILE II

Parameter	Method	Results	Units	Reporting Limit	Date Analyzed
Bicarbonate (HCO3)	SM 2320B	120	mg/L	1.0	7/19/2012
Carbonate (CO3)	SM 2320B	<1.0	mg/L	1.0	7/19/2012
Hydroxide (OH)	SM 2320B	<1.0	mg/L	1.0	7/19/2012
Total Alkalinity	SM 2320B	96	mg/L as CaCO3	1.0	7/19/2012
Chloride	EPA 300.0	<1.00	mg/L	1.00	7/20/2012
Fluoride	EPA 300.0	1.9	mg/L	0.10	7/20/2012
Sulfate	EPA 300.0	68	mg/L	1.0	7/20/2012
Nitrate Nitrogen	EPA 300.0	<1.0	mg/L	1.0	7/20/2012
Nitrite Nitrogen	EPA 300.0	<0.025	mg/L	0.025	7/20/2012
Total Dissolved Solids (TDS)	SM 2540C	220	mg/L	10	7/24/2012
Aluminum	EPA 200.7	<0.045	mg/L	0.045	7/25/2012
Barium	EPA 200.7	0.040	mg/L	0.010	7/25/2012
Beryllium	EPA 200.7	<0.0010	mg/L	0.0010	7/25/2012
Bismuth	EPA 200.7	<0.10	mg/L	0.10	7/25/2012
Boron	EPA 200.7	<0.10	mg/L	0.10	7/25/2012
Cadmium	EPA 200.7	<0.0010	mg/L	0.0010	7/25/2012
Calcium	EPA 200.7	43	mg/L	0.50	7/25/2012
Chromium	EPA 200.7	<0.0050	mg/L	0.0050	7/25/2012
Cobalt	EPA 200.7	<0.010	mg/L	0.010	7/25/2012
Copper	EPA 200.7	<0.050	mg/L	0.050	7/25/2012
Gallium	EPA 200.7	<0.10	mg/L	0.10	7/25/2012
Iron	EPA 200.7	<0.010	mg/L	0.010	7/25/2012
Lithium	EPA 200.7	<0.10	mg/L	0.10	7/25/2012
Magnesium	EPA 200.7	6.9	mg/L	0.50	7/25/2012
Manganese	EPA 200.7	0.048	mg/L	0.0050	7/25/2012
Molybdenum	EPA 200.7	0.032	mg/L	0.010	7/25/2012
Nickel	EPA 200.7	<0.010	mg/L	0.010	7/25/2012
Phosphorus	EPA 200.7	<0.50	mg/L	0.50	7/25/2012
Potassium	EPA 200.7	13	mg/L	0.50	7/25/2012
Scandium	EPA 200.7	<0.10	mg/L	0.10	7/25/2012
Silver	EPA 200.7	<0.0050	mg/L	0.0050	7/25/2012
Sodium	EPA 200.7	8.1	mg/L	0.50	7/25/2012
Strontium	EPA 200.7	0.74	mg/L	0.10	7/25/2012
Tin	EPA 200.7	<0.10	mg/L	0.10	7/25/2012
Titanium	EPA 200.7	<0.10	mg/L	0.10	7/25/2012
Vanadium	EPA 200.7	<0.010	mg/L	0.010	7/25/2012
Zinc	EPA 200.7	<0.010	mg/L	0.010	7/25/2012
Mercury	EPA 200.8	0.00021	mg/L	0.00010	7/27/2012

475 East Greg Street Suite #119
Sparks, NV 89431 (775) 355-0202
EPA Lab ID: NV00925 - ELAP No: 2523

1084 Lamoille Hwy
Elko, NV 89801 (775) 777-9933
EPA Lab ID: NV00926

3230 Polaris Ave #4
Las Vegas, NV 89102 (702) 475-8899
EPA Lab ID: NV00932

Customer Sample ID: Quartz Monzonite 0-5 Comp WK:4
WETLAB Sample ID: 1207417-008

Collect Date/Time: 7/19/2012 09:00
Receive Date: 7/19/2012 15:40

PROFILE II

Parameter	Method	Results	Units	Reporting Limit	Date Analyzed
Antimony	EPA 200.8	<0.0025	mg/L	0.0025	7/27/2012
Arsenic	EPA 200.8	<0.0050	mg/L	0.0050	7/27/2012
Lead	EPA 200.8	<0.0025	mg/L	0.0025	7/27/2012
Selenium	EPA 200.8	<0.0050	mg/L	0.0050	7/27/2012
Thallium	EPA 200.8	<0.0010	mg/L	0.0010	7/27/2012
Uranium	EPA 200.8	0.078	mg/L	0.0050	7/27/2012
Anions	Calculation	3.48	meq/L	0.10	
Cations	Calculation	3.40	meq/L	0.10	
Error	Calculation	1.2	%	1.0	

475 East Greg Street Suite #119
Sparks, NV 89431 (775) 355-0202
EPA Lab ID: NV00925 - ELAP No: 2523

1084 Lamoille Hwy
Elko, NV 89801 (775) 777-9933
EPA Lab ID: NV00926

3230 Polaris Ave #4
Las Vegas, NV 89102 (702) 475-8899
EPA Lab ID: NV00932

Western Environmental Testing Laboratory
QC Report

QCBatchID	QCType	Parameter	Method	Result	Units
QC12070729	Blank 1	Fluoride	EPA 300.0	<0.10	mg/L
QC12070729	Blank 2	Fluoride	EPA 300.0	<0.10	mg/L
QC12070729	Blank 3	Fluoride	EPA 300.0	<0.10	mg/L
QC12070731	Blank 1	Chloride	EPA 300.0	<1.0	mg/L
QC12070731	Blank 2	Chloride	EPA 300.0	<1.0	mg/L
QC12070731	Blank 3	Chloride	EPA 300.0	<1.0	mg/L
QC12070733	Blank 1	Nitrite Nitrogen	EPA 300.0	<0.025	mg/L
QC12070733	Blank 2	Nitrite Nitrogen	EPA 300.0	<0.025	mg/L
QC12070733	Blank 3	Nitrite Nitrogen	EPA 300.0	<0.025	mg/L
QC12070736	Blank 1	Nitrate Nitrogen	EPA 300.0	<1.0	mg/L
QC12070736	Blank 2	Nitrate Nitrogen	EPA 300.0	<1.0	mg/L
QC12070736	Blank 3	Nitrate Nitrogen	EPA 300.0	<1.0	mg/L
QC12070739	Blank 1	Sulfate	EPA 300.0	<1.0	mg/L
QC12070739	Blank 2	Sulfate	EPA 300.0	<1.0	mg/L
QC12070739	Blank 3	Sulfate	EPA 300.0	<1.0	mg/L
QC12070826	Blank 1	Aluminum, Dissolved	EPA 200.7	<0.045	mg/L
		Barium, Dissolved	EPA 200.7	<0.010	mg/L
		Beryllium, Dissolved	EPA 200.7	<0.0010	mg/L
		Bismuth, Dissolved	EPA 200.7	<0.10	mg/L
		Boron, Dissolved	EPA 200.7	<0.10	mg/L
		Cadmium, Dissolved	EPA 200.7	<0.0010	mg/L
		Calcium, Dissolved	EPA 200.7	<0.50	mg/L
		Chromium, Dissolved	EPA 200.7	<0.0050	mg/L
		Cobalt, Dissolved	EPA 200.7	<0.010	mg/L
		Copper, Dissolved	EPA 200.7	<0.050	mg/L
		Gallium, Dissolved	EPA 200.7	<0.10	mg/L
		Iron, Dissolved	EPA 200.7	<0.010	mg/L
		Lithium, Dissolved	EPA 200.7	<0.10	mg/L
		Magnesium, Dissolved	EPA 200.7	<0.50	mg/L
		Manganese, Dissolved	EPA 200.7	<0.0050	mg/L
		Molybdenum, Dissolved	EPA 200.7	<0.010	mg/L
		Nickel, Dissolved	EPA 200.7	<0.010	mg/L
		Phosphorus, Dissolved	EPA 200.7	<0.50	mg/L
		Potassium, Dissolved	EPA 200.7	<0.50	mg/L
		Scandium, Dissolved	EPA 200.7	<0.10	mg/L
		Silver, Dissolved	EPA 200.7	<0.0050	mg/L
		Sodium, Dissolved	EPA 200.7	<0.50	mg/L
		Strontium, Dissolved	EPA 200.7	<0.10	mg/L
		Tin, Dissolved	EPA 200.7	<0.10	mg/L
		Titanium, Dissolved	EPA 200.7	<0.10	mg/L
		Vanadium, Dissolved	EPA 200.7	<0.010	mg/L
		Zinc, Dissolved	EPA 200.7	<0.010	mg/L
QC12070862	Blank 1	Total Dissolved Solids (TDS)	SM 2540C	<10	mg/L
QC12070862	Blank 2	Total Dissolved Solids (TDS)	SM 2540C	<10	mg/L
QC12070862	Blank 3	Total Dissolved Solids (TDS)	SM 2540C	<10	mg/L
QC12070901	Blank 1	Uranium, Dissolved	EPA 200.8	<0.0050	mg/L
		Mercury, Dissolved	EPA 200.8	<0.00010	mg/L

475 East Greg Street Suite #119
Sparks, NV 89431 (775) 355-0202
EPA Lab ID: NV00925 - ELAP No: 2523

1084 Lamoille Hwy
Elko, NV 89801 (775) 777-9933
EPA Lab ID: NV00926

3230 Polaris Ave #4
Las Vegas, NV 89102 (702) 475-8899
EPA Lab ID: NV00932

QCBatchID	QCType	Parameter	Method	Result	Units
		Antimony, Dissolved	EPA 200.8	<0.0025	mg/L
		Arsenic, Dissolved	EPA 200.8	<0.0050	mg/L
		Lead, Dissolved	EPA 200.8	<0.0025	mg/L
		Selenium, Dissolved	EPA 200.8	<0.0050	mg/L
		Thallium, Dissolved	EPA 200.8	<0.0010	mg/L

QCBatchID	QCType	Parameter	Method	Result	Actual	% Recovery	Units
QC12070640	LCS 1	pH	SM 4500-H+ B	6.99	7.00	100	pH Units
QC12070640	LCS 2	pH	SM 4500-H+ B	7.01	7.00	100	pH Units
QC12070640	LCS 3	pH	SM 4500-H+ B	7.00	7.00	100	pH Units
QC12070645	LCS 1	Alkalinity	SM 2320B	101	100	101	mg/L
QC12070645	LCS 2	Alkalinity	SM 2320B	101	100	101	mg/L
QC12070729	LCS 1	Fluoride	EPA 300.0	1.91	2.00	95	mg/L
QC12070731	LCS 1	Chloride	EPA 300.0	10.3	10.0	103	mg/L
QC12070733	LCS 1	Nitrite Nitrogen	EPA 300.0	0.505	0.500	101	mg/L
QC12070736	LCS 1	Nitrate Nitrogen	EPA 300.0	1.99	2.00	99	mg/L
QC12070739	LCS 1	Sulfate	EPA 300.0	24.2	25.0	97	mg/L
QC12070826	LCS 1	Aluminum	EPA 200.7	0.994	1.00	99	mg/L
		Barium	EPA 200.7	0.975	1.00	98	mg/L
		Beryllium	EPA 200.7	0.961	1.00	96	mg/L
		Bismuth	EPA 200.7	0.985	1.00	98	mg/L
		Boron	EPA 200.7	0.919	1.00	92	mg/L
		Cadmium	EPA 200.7	0.981	1.00	98	mg/L
		Calcium	EPA 200.7	9.87	10.0	99	mg/L
		Chromium	EPA 200.7	0.961	1.00	96	mg/L
		Cobalt	EPA 200.7	0.980	1.00	98	mg/L
		Copper	EPA 200.7	4.74	5.00	95	mg/L
		Gallium	EPA 200.7	0.960	1.00	96	mg/L
		Iron	EPA 200.7	0.990	1.00	99	mg/L
		Lithium	EPA 200.7	0.967	1.00	97	mg/L
		Magnesium	EPA 200.7	9.90	10.0	99	mg/L
		Manganese	EPA 200.7	0.967	1.00	97	mg/L
		Molybdenum	EPA 200.7	0.967	1.00	97	mg/L
		Nickel	EPA 200.7	4.88	5.00	98	mg/L
		Phosphorus	EPA 200.7	4.86	5.00	97	mg/L
		Potassium	EPA 200.7	9.68	10.0	97	mg/L
		Scandium	EPA 200.7	0.950	1.00	95	mg/L
		Silver	EPA 200.7	0.083	0.090	92	mg/L
		Sodium	EPA 200.7	9.52	10.0	95	mg/L
		Strontium	EPA 200.7	0.966	1.00	97	mg/L
		Tin	EPA 200.7	0.958	1.00	96	mg/L
		Titanium	EPA 200.7	0.985	1.00	98	mg/L
		Vanadium	EPA 200.7	0.965	1.00	96	mg/L
		Zinc	EPA 200.7	0.999	1.00	100	mg/L
QC12070862	LCS 1	Total Dissolved Solids (TDS)	SM 2540C	153	150	102	mg/L
QC12070862	LCS 2	Total Dissolved Solids (TDS)	SM 2540C	147	150	98	mg/L
QC12070862	LCS 3	Total Dissolved Solids (TDS)	SM 2540C	152	150	101	mg/L
QC12070901	LCS 1	Mercury	EPA 200.8	0.001128	0.001	113	mg/L
		Antimony	EPA 200.8	0.0091	0.010	91	mg/L
		Arsenic	EPA 200.8	0.0481	0.050	96	mg/L
		Lead	EPA 200.8	0.0094	0.010	94	mg/L
		Selenium	EPA 200.8	0.0436	0.050	87	mg/L
		Thallium	EPA 200.8	0.0094	0.010	94	mg/L

475 East Greg Street Suite #119
Sparks, NV 89431 (775) 355-0202
EPA Lab ID: NV00925 - ELAP No: 2523

1084 Lamoille Hwy
Elko, NV 89801 (775) 777-9933
EPA Lab ID: NV00926

3230 Polaris Ave #4
Las Vegas, NV 89102 (702) 475-8899
EPA Lab ID: NV00932

QCBatchID	QCType	Parameter	Method	Result	Actual	% Recovery	Units
		Uranium	EPA 200.8	0.0090	0.010	90	mg/L

QCBatchID	QCType	Parameter	Method	Duplicate Sample	Sample Result	Duplicate Result	Units	RPD
QC12070640	Duplicate	pH	SM 4500-H+ B	1207397-001	6.57	6.60	pH Units	<1%
QC12070640	Duplicate	pH	SM 4500-H+ B	1207410-001	9.11	9.11	pH Units	<1%
QC12070640	Duplicate	pH	SM 4500-H+ B	1207410-005	9.51	9.56	pH Units	1 %
QC12070640	Duplicate	pH	SM 4500-H+ B	1207417-001	7.61	7.54	pH Units	1 %
QC12070640	Duplicate	pH	SM 4500-H+ B	1207426-001	7.76	7.81	pH Units	1 %
QC12070640	Duplicate	pH	SM 4500-H+ B	1207426-010	7.87	7.84	pH Units	<1%
QC12070645	Duplicate	Bicarbonate (HCO3)	SM 2320B	1207397-001	68.2	68.5	mg/L	<1%
		Carbonate (CO3)	SM 2320B	1207397-001	<1.000	<1.000	mg/L	<1%
		Hydroxide (OH)	SM 2320B	1207397-001	<1.000	<1.000	mg/L	<1%
		Total Alkalinity	SM 2320B	1207397-001	56.0	56.2	mg/L as CaCO3	<1%
QC12070645	Duplicate	Bicarbonate (HCO3)	SM 2320B	1207408-002	46.3	47.6	mg/L	3 %
		Carbonate (CO3)	SM 2320B	1207408-002	<1.000	<1.000	mg/L	<1%
		Hydroxide (OH)	SM 2320B	1207408-002	<1.000	<1.000	mg/L	<1%
		Total Alkalinity	SM 2320B	1207408-002	38.0	39.0	mg/L as CaCO3	3 %
QC12070645	Duplicate	Bicarbonate (HCO3)	SM 2320B	1207410-005	746	151	mg/L	<1%
		Carbonate (CO3)	SM 2320B	1207410-005	284	<1.000	mg/L	<1%
		Hydroxide (OH)	SM 2320B	1207410-005	<1.000	<1.000	mg/L	<1%
		Total Alkalinity	SM 2320B	1207410-005	1084	124	mg/L as CaCO3	<1%
QC12070645	Duplicate	Bicarbonate (HCO3)	SM 2320B	1207417-001	87.0	86.3	mg/L	1 %
		Carbonate (CO3)	SM 2320B	1207417-001	<1.000	<1.000	mg/L	<1%
		Hydroxide (OH)	SM 2320B	1207417-001	<1.000	<1.000	mg/L	<1%
		Total Alkalinity	SM 2320B	1207417-001	71.3	70.8	mg/L as CaCO3	1 %
QC12070645	Duplicate	Bicarbonate (HCO3)	SM 2320B	1207426-001	117	117	mg/L	<1%
		Carbonate (CO3)	SM 2320B	1207426-001	<1.000	<1.000	mg/L	<1%
		Hydroxide (OH)	SM 2320B	1207426-001	<1.000	<1.000	mg/L	<1%
		Total Alkalinity	SM 2320B	1207426-001	96.2	96.3	mg/L as CaCO3	<1%
QC12070645	Duplicate	Bicarbonate (HCO3)	SM 2320B	1207426-010	120	118	mg/L	2 %
		Carbonate (CO3)	SM 2320B	1207426-010	<1.000	<1.000	mg/L	<1%
		Hydroxide (OH)	SM 2320B	1207426-010	<1.000	<1.000	mg/L	<1%
		Total Alkalinity	SM 2320B	1207426-010	98.6	96.4	mg/L as CaCO3	2 %
QC12070862	Duplicate	Total Dissolved Solids (TDS)	SM 2540C	1207416-001	63.0	61.0	mg/L	3 %
QC12070862	Duplicate	Total Dissolved Solids (TDS)	SM 2540C	1207419-001	27.0	30.0	mg/L	11 %
QC12070862	Duplicate	Total Dissolved Solids (TDS)	SM 2540C	1207426-010	232	246 Q	mg/L	6 %
QC12070862	Duplicate	Total Dissolved Solids (TDS)	SM 2540C	1207440-004	405	395	mg/L	2 %
QC12070862	Duplicate	Total Dissolved Solids (TDS)	SM 2540C	1207444-001	158	166	mg/L	5 %

QCBatchID	QCType	Parameter	Method	Spike Sample	Sample Result	MS Result	MSD Result	Spike Value	Units	MS % Rec.	MSD % Rec.	RPD
QC12070729	MS 1	Fluoride	EPA 300.0	1207417-001	1.60	3.36	3.40	2.00	mg/L	88	90	1 %
QC12070729	MS 2	Fluoride	EPA 300.0	1207419-002	<0.100	2.06	2.13	2.00	mg/L	101	105	3 %
QC12070731	MS 1	Chloride	EPA 300.0	1207417-001	<1.000	5.37	5.50	5.00	mg/L	106	108	2 %

475 East Greg Street Suite #119
Sparks, NV 89431 (775) 355-0202
EPA Lab ID: NV00925 - ELAP No: 2523

1084 Lamoille Hwy
Elko, NV 89801 (775) 777-9933
EPA Lab ID: NV00926

3230 Polaris Ave #4
Las Vegas, NV 89102 (702) 475-8899
EPA Lab ID: NV00932

QCBatchID	QCType	Parameter	Method	Spike Sample	Sample Result	MS Result	MSD Result	Spike Value	Units	MS % Rec.	MSD % Rec.	RPD
QC12070731	MS 2	Chloride	EPA 300.0	1207419-002	<1.000	5.34	5.47	5.00	mg/L	104	107	2 %
QC12070733	MS 1	Nitrite Nitrogen	EPA 300.0	1207417-001	<0.025	0.526	0.538	0.500	mg/L	104	106	2 %
QC12070733	MS 2	Nitrite Nitrogen	EPA 300.0	1207419-002	<0.025	0.526	0.539	0.500	mg/L	104	106	2 %
QC12070736	MS 1	Nitrate Nitrogen	EPA 300.0	1207417-001	<1.000	2.09	2.14	2.00	mg/L	103	106	2 %
QC12070736	MS 2	Nitrate Nitrogen	EPA 300.0	1207419-002	<1.000	2.14	2.18	2.00	mg/L	104	106	2 %
QC12070739	MS 1	Sulfate	EPA 300.0	1207417-001	49.0	57.6	57.8	10.0	mg/L	86	88	<1%
QC12070739	MS 2	Sulfate	EPA 300.0	1207419-002	33.6	42.9	43.2	10.0	mg/L	93	96	1 %
QC12070826	MS 1	Aluminum, Dissolved	EPA 200.7	1207439-002	<0.045	0.960	0.934	1.00	mg/L	93	90	3 %
		Barium, Dissolved	EPA 200.7	1207439-002	0.037	1.01	0.999	1.00	mg/L	97	96	1 %
		Beryllium, Dissolved	EPA 200.7	1207439-002	<0.001	0.938	0.937	1.00	mg/L	94	94	<1%
		Bismuth, Dissolved	EPA 200.7	1207439-002	<0.100	0.935	0.936	1.00	mg/L	94	94	<1%
		Boron, Dissolved	EPA 200.7	1207439-002	<0.100	1.03	1.04	1.00	mg/L	96	97	1 %
		Cadmium, Dissolved	EPA 200.7	1207439-002	<0.001	0.945	0.949	1.00	mg/L	95	95	<1%
		Calcium, Dissolved	EPA 200.7	1207439-002	118	127	132	10.0	mg/L	90	140	4 %
		Chromium, Dissolved	EPA 200.7	1207439-002	<0.005	0.961	0.951	1.00	mg/L	96	95	1 %
		Cobalt, Dissolved	EPA 200.7	1207439-002	<0.010	0.955	0.951	1.00	mg/L	95	95	<1%
		Copper, Dissolved	EPA 200.7	1207439-002	<0.050	4.85	4.80	5.00	mg/L	97	96	1 %
		Gallium, Dissolved	EPA 200.7	1207439-002	<0.100	0.959	0.943	1.00	mg/L	96	94	2 %
		Iron, Dissolved	EPA 200.7	1207439-002	0.050	1.04	1.03	1.00	mg/L	99	98	1 %
		Lithium, Dissolved	EPA 200.7	1207439-002	<0.100	0.999	0.997	1.00	mg/L	98	98	<1%
		Magnesium, Dissolved	EPA 200.7	1207439-002	30.4	39.7	40.4	10.0	mg/L	93	100	2 %
		Manganese, Dissolved	EPA 200.7	1207439-002	<0.005	0.910	0.901	1.00	mg/L	94	93	1 %
		Molybdenum, Dissolved	EPA 200.7	1207439-002	<0.010	0.974	0.982	1.00	mg/L	97	98	1 %
		Nickel, Dissolved	EPA 200.7	1207439-002	<0.010	4.71	4.71	5.00	mg/L	94	94	<1%
		Phosphorus, Dissolved	EPA 200.7	1207439-002	<0.500	4.89	4.98	5.00	mg/L	98	100	2 %
		Potassium, Dissolved	EPA 200.7	1207439-002	2.87	13.2	13.2	10.0	mg/L	103	103	<1%
		Scandium, Dissolved	EPA 200.7	1207439-002	<0.100	0.958	0.947	1.00	mg/L	96	95	1 %
		Silver, Dissolved	EPA 200.7	1207439-002	<0.005	0.087	0.086	0.090	mg/L	98	96	1 %
		Sodium, Dissolved	EPA 200.7	1207439-002	35.7	44.6	45.4	10.0	mg/L	89	97	2 %
		Strontium, Dissolved	EPA 200.7	1207439-002	0.436	1.37	1.37	1.00	mg/L	93	93	<1%
		Tin, Dissolved	EPA 200.7	1207439-002	<0.100	0.914	0.926	1.00	mg/L	95	96	1 %
		Titanium, Dissolved	EPA 200.7	1207439-002	<0.100	0.985	0.986	1.00	mg/L	98	99	<1%
		Vanadium, Dissolved	EPA 200.7	1207439-002	0.034	1.00	0.994	1.00	mg/L	97	96	1 %
		Zinc, Dissolved	EPA 200.7	1207439-002	<0.010	0.948	0.963	1.00	mg/L	95	96	2 %
QC12070901	MS 1	Uranium, Dissolved	EPA 200.8	1207439-002	<0.0050	0.0110	0.0109	0.010	mg/L	95	94	1 %
		Mercury, Dissolved	EPA 200.8	1207439-002	0.000263	0.000994	0.001006	0.001	mg/L	98	99	1 %
		Antimony, Dissolved	EPA 200.8	1207439-002	0.0404	0.0089	0.0087	0.010	mg/L	89	87	2 %
		Arsenic, Dissolved	EPA 200.8	1207439-002	0.0413	0.0535	0.0526	0.050	mg/L	105	103	2 %
		Lead, Dissolved	EPA 200.8	1207439-002	<0.0025	0.0088	0.0088	0.010	mg/L	87	87	<1%
		Selenium, Dissolved	EPA 200.8	1207439-002	0.3155	0.0519	0.0516	0.050	mg/L	88	88	1 %
		Thallium, Dissolved	EPA 200.8	1207439-002	<0.0010	0.0089	0.0088	0.010	mg/L	89	88	1 %

475 East Greg Street Suite #119
Sparks, NV 89431 (775) 355-0202
EPA Lab ID: NV00925 - ELAP No: 2523

1084 Lamoille Hwy
Elko, NV 89801 (775) 777-9933
EPA Lab ID: NV00926

3230 Polaris Ave #4
Las Vegas, NV 89102 (702) 475-8899
EPA Lab ID: NV00932

WETLAB
WESTERN ENVIRONMENTAL TESTING LABORATORY
Specializing in Soil, Hazardous Waste and Water Analysis.
475 E. Greg Street #119 | Sparks, Nevada 89431
tel (775) 355-0202 | fax (775) 355-0817 | www.WETLaboratory.com

Lab Number 1207417
Report Due Date: 8/2
Page 1 of 1

Client McClelland Laboratories, Inc.
Address 1016 Greg Street
City, State & Zip Sparks, NV 89431
Contact Gene McClelland
Phone 775-356-1300 | Collector's Name Robert
Fax 775-356-8917 | Project Name
P.O. Number | Project Number 3438
Email mli@mettest.com

Turnaround Time
Standard ____ 5 Day ____ Other ____

Billing Address (if different than Client Address):
Company ____
Address ____
City, State & Zip ____
Contact ____
Phone ____
Fax ____
Email ____

Additional Information

Fax Results	Y	N	To: Client	Billing
Email Results	Y	N	To: Client	Billing
Compliance Monitoring	Y	N		
Fax Results to State EPA	Y	N		

Sample Type Codes

DW = Drinking Water	SD = Solid
WW = Wastewater	SO = Soil
SW = Surface Water	HW = Hazardous Waste
MW = Monitoring Well	OTHER: ____

SAMPLE ID/LOCATION		DATE	TIME	SAMPLE TYPE	NO. OF CONTAINERS	Profile II w/o Wad	Uranium	Spl. No.
CF-11-02 (227-367)	Wk:4	07/19/12	9:00	WW	2	X	X	1
CF-11-02 (52-117)								2
K-Spar Breccia 5+ Comp								3
Biotite Breccia 5+ Comp								4
Quartz Monzonite 5+ Comp								5
Biotite Breccia 0-5 Comp								6
K-Spar Breccia 0-5 Comp								7
Quartz Monzonite 0-5 Comp								8

1207 417 1 1 6

Instructions/Comments/Special Requirements:

SAMPLE RECEIPT	DATE	TIME	Samples Relinquished By	Samples Received By
Temperature 19.8°C	7/19	3:40		
Custody Seals Intact? Y N (None)				
Number of Containers 16				

WETLAB'S Standard Terms and Conditions apply unless written agreements specify otherwise. Payment terms are Net 30.

To the maximum extent permitted by law, the Client agrees to limit the liability of WETLAB for the Client's damages to the total compesation received, unless other agreements are made in writing. This limitation shall apply regardless of the cause of action or legal theory pled or asserted.

301.2E

7/19/2012

McClelland Laboratory
1016 Greg Street
Sparks, NV 89431
Attn: Gene McClelland

OrderID: *1207080*

Dear: Gene McClelland

This is to transmit the attached analytical report. The analytical data and information contained therein was generated using specified or selected methods contained in references, such as Standard Methods for the Examination of Water and Wastewater, 18th & 19th editions, Methods for Determination of Organic Compounds in Drinking Water, EPA-600/4-79-020, and Test Methods for Evaluation of Solid Waste, Physical/Chemical Methods (SW846) Third Edition.

The samples were received by WETLAB-Western Environmental Testing Laboratory in good condition on 7/5/2012. Additional comments are located on page 2 of this report.

If you should have any questions or comments regarding this report, please do not hesitate to call.

Sincerely,

Andy Smith
QA Manager

SPARKS
475 E. Greg Street, Suite 119
Sparks, Nevada 89431
tel (775) 355-0202
fax (775) 355-0817

ELKO
1084 Lamoille Hwy.
Elko, Nevada 89801
tel (775) 777-9933
fax (775) 777-9933

LAS VEGAS
3230 Polaris Ave., Suite 4
Las Vegas, Nevada 89102
tel (702) 475-8899
fax (702) 776-6152

Western Environmental Testing Laboratory
Report Comments

McClelland Laboratory - 1207080

General Comments

None

Specific Comments

Due to the sample matrix it was necessary to analyze the following at a dilution:
1207080-001 Arsenic, Manganese, Selenium
1207080-002 Arsenic, Selenium
1207080-003 Arsenic, Selenium
The reporting limits have been adjusted accordingly.

Data Qualifier Legend

B -- Blank contamination; Analyte detected above the method reporting limit in an associated blank

HT -- Sample held beyond the accepted holding time

J -- The reported value is between the laboratory method detection limit and the laboratory practical quantitation limit

M -- Reported value is estimated; The sample matrix interfered with the analysis

N -- There was insufficient sample available to perform a spike and/or duplicate on this analytical batch.

NC -- Not calculated due to matrix interference

Q -- Reported value is estimated; The value failed to meet QC criteria for either precision or accuracy

SC -- Spike recovery not calculated. Sample concentration >4X the spike amount; therefore, the spike could not be adequately recovered.

475 East Greg Street Suite #119
Sparks, NV 89431 (775) 355-0202
EPA Lab ID: NV00925 - ELAP No: 2523

1084 Lamoille Hwy
Elko, NV 89801 (775) 777-9933
EPA Lab ID: NV00926

3230 Polaris Ave #4
Las Vegas, NV 89102 (702) 475-8899
EPA Lab ID: NV00932

Western Environmental Testing Laboratory
Analytical Report

McClelland Laboratory
1016 Greg Street
Sparks, NV 89431
Attn: Gene McClelland
Phone: (775) 356-1300 **Fax:** (775) 356-8917
PO\Project: *3438*

Date Printed: 7/19/2012
OrderID: *1207080*

Customer Sample ID: F1 Tailings Wk:2
WETLAB Sample ID: 1207080-001

Collect Date/Time: 7/5/2012 09:00
Receive Date: 7/5/2012 14:45

PROFILE II

Parameter	Method	Results	Units	Reporting Limit	Date Analyzed
pH	SM 4500-H+ B	7.60	pH Units		7/5/2012
Bicarbonate (HCO3)	SM 2320B	110	mg/L	1.0	7/5/2012
Carbonate (CO3)	SM 2320B	<1.0	mg/L	1.0	7/5/2012
Hydroxide (OH)	SM 2320B	<1.0	mg/L	1.0	7/5/2012
Total Alkalinity	SM 2320B	94	mg/L as CaCO3	1.0	7/5/2012
Chloride	EPA 300.0	<1.00	mg/L	1.00	7/6/2012
Fluoride	EPA 300.0	1.5	mg/L	0.10	7/6/2012
Sulfate	EPA 300.0	51	mg/L	1.0	7/6/2012
Nitrate Nitrogen	EPA 300.0	<1.0	mg/L	1.0	7/6/2012
Nitrite Nitrogen	EPA 300.0	<0.025	mg/L	0.025	7/6/2012
Total Dissolved Solids (TDS)	SM 2540C	190	mg/L	10	7/9/2012
Aluminum	EPA 200.7	<0.045	mg/L	0.045	7/17/2012
Barium	EPA 200.7	0.068	mg/L	0.010	7/17/2012
Beryllium	EPA 200.7	<0.0010	mg/L	0.0010	7/17/2012
Bismuth	EPA 200.7	<0.10	mg/L	0.10	7/17/2012
Boron	EPA 200.7	0.14	mg/L	0.10	7/17/2012
Cadmium	EPA 200.7	<0.0010	mg/L	0.0010	7/17/2012
Calcium	EPA 200.7	30	mg/L	0.50	7/17/2012
Chromium	EPA 200.7	<0.0050	mg/L	0.0050	7/17/2012
Cobalt	EPA 200.7	<0.010	mg/L	0.010	7/17/2012
Copper	EPA 200.7	<0.050	mg/L	0.050	7/17/2012
Gallium	EPA 200.7	<0.10	mg/L	0.10	7/17/2012
Iron	EPA 200.7	<0.010	mg/L	0.010	7/17/2012
Lithium	EPA 200.7	<0.10	mg/L	0.10	7/17/2012
Magnesium	EPA 200.7	6.8	mg/L	0.50	7/17/2012
Manganese	EPA 200.7	<0.025	mg/L	0.025	7/18/2012
Molybdenum	EPA 200.7	<0.010	mg/L	0.010	7/17/2012

475 East Greg Street Suite #119
Sparks, NV 89431 (775) 355-0202
EPA Lab ID: NV00925 - ELAP No: 2523

1084 Lamoille Hwy
Elko, NV 89801 (775) 777-9933
EPA Lab ID: NV00926

3230 Polaris Ave #4
Las Vegas, NV 89102 (702) 475-8899
EPA Lab ID: NV00932

Customer Sample ID: F1 Tailings Wk:2
WETLAB Sample ID: 1207080-001
Collect Date/Time: 7/5/2012 09:00
Receive Date: 7/5/2012 14:45

PROFILE II

Parameter	Method	Results	Units	Reporting Limit	Date Analyzed
Nickel	EPA 200.7	<0.010	mg/L	0.010	7/17/2012
Phosphorus	EPA 200.7	<0.50	mg/L	0.50	7/17/2012
Potassium	EPA 200.7	16	mg/L	0.50	7/17/2012
Scandium	EPA 200.7	<0.10	mg/L	0.10	7/17/2012
Silver	EPA 200.7	<0.0050	mg/L	0.0050	7/17/2012
Sodium	EPA 200.7	7.9	mg/L	0.50	7/17/2012
Strontium	EPA 200.7	0.30	mg/L	0.10	7/17/2012
Tin	EPA 200.7	<0.10	mg/L	0.10	7/17/2012
Titanium	EPA 200.7	<0.10	mg/L	0.10	7/17/2012
Vanadium	EPA 200.7	<0.010	mg/L	0.010	7/17/2012
Zinc	EPA 200.7	<0.010	mg/L	0.010	7/17/2012
Mercury	EPA 200.8	<0.00010	mg/L	0.00010	7/17/2012
Antimony	EPA 200.8	<0.0025	mg/L	0.0025	7/18/2012
Arsenic	EPA 200.8	<0.010	mg/L	0.010	7/18/2012
Lead	EPA 200.8	<0.0025	mg/L	0.0025	7/17/2012
Selenium	EPA 200.8	<0.010	mg/L	0.010	7/18/2012
Thallium	EPA 200.8	<0.0010	mg/L	0.0010	7/17/2012
Uranium	EPA 200.8	0.025	mg/L	0.0050	7/17/2012
Anions	Calculation	2.94	meq/L	0.10	
Cations	Calculation	2.81	meq/L	0.10	
Error	Calculation	2.3	%	1.0	

Customer Sample ID: F2 Tailings Wk:2
WETLAB Sample ID: 1207080-002
Collect Date/Time: 7/5/2012 09:00
Receive Date: 7/5/2012 14:45

PROFILE II

Parameter	Method	Results	Units	Reporting Limit	Date Analyzed
pH	SM 4500-H+ B	7.54	pH Units		7/5/2012
Bicarbonate (HCO3)	SM 2320B	100	mg/L	1.0	7/5/2012
Carbonate (CO3)	SM 2320B	<1.0	mg/L	1.0	7/5/2012
Hydroxide (OH)	SM 2320B	<1.0	mg/L	1.0	7/5/2012
Total Alkalinity	SM 2320B	83	mg/L as CaCO3	1.0	7/5/2012
Chloride	EPA 300.0	<1.00	mg/L	1.00	7/6/2012
Fluoride	EPA 300.0	1.6	mg/L	0.10	7/6/2012
Sulfate	EPA 300.0	72	mg/L	1.0	7/6/2012
Nitrate Nitrogen	EPA 300.0	<1.0	mg/L	1.0	7/6/2012
Nitrite Nitrogen	EPA 300.0	<0.025	mg/L	0.025	7/6/2012
Total Dissolved Solids (TDS)	SM 2540C	210	mg/L	10	7/9/2012
Aluminum	EPA 200.7	<0.045	mg/L	0.045	7/17/2012

475 East Greg Street Suite #119
Sparks, NV 89431 (775) 355-0202
EPA Lab ID: NV00925 - ELAP No: 2523

1084 Lamoille Hwy
Elko, NV 89801 (775) 777-9933
EPA Lab ID: NV00926

3230 Polaris Ave #4
Las Vegas, NV 89102 (702) 475-8899
EPA Lab ID: NV00932

Customer Sample ID: F2 Tailings Wk:2
WETLAB Sample ID: 1207080-002

Collect Date/Time: 7/5/2012 09:00
Receive Date: 7/5/2012 14:45

PROFILE II

Parameter	Method	Results	Units	Reporting Limit	Date Analyzed
Barium	EPA 200.7	0.017	mg/L	0.010	7/17/2012
Beryllium	EPA 200.7	<0.0010	mg/L	0.0010	7/17/2012
Bismuth	EPA 200.7	<0.10	mg/L	0.10	7/17/2012
Boron	EPA 200.7	0.13	mg/L	0.10	7/17/2012
Cadmium	EPA 200.7	<0.0010	mg/L	0.0010	7/17/2012
Calcium	EPA 200.7	32	mg/L	0.50	7/17/2012
Chromium	EPA 200.7	<0.0050	mg/L	0.0050	7/17/2012
Cobalt	EPA 200.7	<0.010	mg/L	0.010	7/17/2012
Copper	EPA 200.7	<0.050	mg/L	0.050	7/17/2012
Gallium	EPA 200.7	<0.10	mg/L	0.10	7/17/2012
Iron	EPA 200.7	<0.010	mg/L	0.010	7/17/2012
Lithium	EPA 200.7	<0.10	mg/L	0.10	7/17/2012
Magnesium	EPA 200.7	5.8	mg/L	0.50	7/17/2012
Manganese	EPA 200.7	0.013	mg/L	0.0050	7/17/2012
Molybdenum	EPA 200.7	<0.010	mg/L	0.010	7/17/2012
Nickel	EPA 200.7	<0.010	mg/L	0.010	7/17/2012
Phosphorus	EPA 200.7	<0.50	mg/L	0.50	7/17/2012
Potassium	EPA 200.7	21	mg/L	0.50	7/17/2012
Scandium	EPA 200.7	<0.10	mg/L	0.10	7/17/2012
Silver	EPA 200.7	<0.0050	mg/L	0.0050	7/17/2012
Sodium	EPA 200.7	9.6	mg/L	0.50	7/17/2012
Strontium	EPA 200.7	0.29	mg/L	0.10	7/17/2012
Tin	EPA 200.7	<0.10	mg/L	0.10	7/17/2012
Titanium	EPA 200.7	<0.10	mg/L	0.10	7/17/2012
Vanadium	EPA 200.7	<0.010	mg/L	0.010	7/17/2012
Zinc	EPA 200.7	<0.010	mg/L	0.010	7/17/2012
Mercury	EPA 200.8	0.00017	mg/L	0.00010	7/17/2012
Antimony	EPA 200.8	<0.0025	mg/L	0.0025	7/18/2012
Arsenic	EPA 200.8	<0.010	mg/L	0.010	7/18/2012
Lead	EPA 200.8	<0.0025	mg/L	0.0025	7/17/2012
Selenium	EPA 200.8	<0.010	mg/L	0.010	7/18/2012
Thallium	EPA 200.8	<0.0010	mg/L	0.0010	7/17/2012
Uranium	EPA 200.8	0.027	mg/L	0.0050	7/17/2012
Anions	Calculation	3.22	meq/L	0.10	
Cations	Calculation	3.03	meq/L	0.10	
Error	Calculation	3.1	%	1.0	

475 East Greg Street Suite #119
Sparks, NV 89431 (775) 355-0202
EPA Lab ID: NV00925 - ELAP No: 2523

1084 Lamoille Hwy
Elko, NV 89801 (775) 777-9933
EPA Lab ID: NV00926

3230 Polaris Ave #4
Las Vegas, NV 89102 (702) 475-8899
EPA Lab ID: NV00932

Customer Sample ID: F3 Tailings Wk:2
WETLAB Sample ID: 1207080-003

Collect Date/Time: 7/5/2012 09:00
Receive Date: 7/5/2012 14:45

PROFILE II

Parameter	Method	Results	Units	Reporting Limit	Date Analyzed
pH	SM 4500-H+ B	7.89	pH Units		7/5/2012
Bicarbonate (HCO3)	SM 2320B	140	mg/L	1.0	7/5/2012
Carbonate (CO3)	SM 2320B	<1.0	mg/L	1.0	7/5/2012
Hydroxide (OH)	SM 2320B	<1.0	mg/L	1.0	7/5/2012
Total Alkalinity	SM 2320B	120	mg/L as CaCO3	1.0	7/5/2012
Chloride	EPA 300.0	<1.00	mg/L	1.00	7/6/2012
Fluoride	EPA 300.0	1.6	mg/L	0.10	7/6/2012
Sulfate	EPA 300.0	52	mg/L	1.0	7/6/2012
Nitrate Nitrogen	EPA 300.0	<1.0	mg/L	1.0	7/6/2012
Nitrite Nitrogen	EPA 300.0	<0.025	mg/L	0.025	7/6/2012
Total Dissolved Solids (TDS)	SM 2540C	200	mg/L	10	7/9/2012
Aluminum	EPA 200.7	<0.045	mg/L	0.045	7/17/2012
Barium	EPA 200.7	0.10	mg/L	0.010	7/17/2012
Beryllium	EPA 200.7	<0.0010	mg/L	0.0010	7/17/2012
Bismuth	EPA 200.7	<0.10	mg/L	0.10	7/17/2012
Boron	EPA 200.7	0.11	mg/L	0.10	7/17/2012
Cadmium	EPA 200.7	<0.0010	mg/L	0.0010	7/17/2012
Calcium	EPA 200.7	31	mg/L	0.50	7/17/2012
Chromium	EPA 200.7	<0.0050	mg/L	0.0050	7/17/2012
Cobalt	EPA 200.7	<0.010	mg/L	0.010	7/17/2012
Copper	EPA 200.7	<0.050	mg/L	0.050	7/17/2012
Gallium	EPA 200.7	<0.10	mg/L	0.10	7/17/2012
Iron	EPA 200.7	<0.010	mg/L	0.010	7/17/2012
Lithium	EPA 200.7	<0.10	mg/L	0.10	7/17/2012
Magnesium	EPA 200.7	8.6	mg/L	0.50	7/17/2012
Manganese	EPA 200.7	0.032	mg/L	0.0050	7/17/2012
Molybdenum	EPA 200.7	0.054	mg/L	0.010	7/17/2012
Nickel	EPA 200.7	<0.010	mg/L	0.010	7/17/2012
Phosphorus	EPA 200.7	<0.50	mg/L	0.50	7/17/2012
Potassium	EPA 200.7	22	mg/L	0.50	7/17/2012
Scandium	EPA 200.7	<0.10	mg/L	0.10	7/17/2012
Silver	EPA 200.7	<0.0050	mg/L	0.0050	7/17/2012
Sodium	EPA 200.7	8.4	mg/L	0.50	7/17/2012
Strontium	EPA 200.7	1.2	mg/L	0.10	7/17/2012
Tin	EPA 200.7	<0.10	mg/L	0.10	7/17/2012
Titanium	EPA 200.7	<0.10	mg/L	0.10	7/17/2012
Vanadium	EPA 200.7	0.011	mg/L	0.010	7/17/2012
Zinc	EPA 200.7	<0.010	mg/L	0.010	7/17/2012

475 East Greg Street Suite #119
Sparks, NV 89431 (775) 355-0202
EPA Lab ID: NV00925 - ELAP No: 2523

1084 Lamoille Hwy
Elko, NV 89801 (775) 777-9933
EPA Lab ID: NV00926

3230 Polaris Ave #4
Las Vegas, NV 89102 (702) 475-8899
EPA Lab ID: NV00932

Customer Sample ID: F3 Tailings Wk:2
WETLAB Sample ID: 1207080-003
Collect Date/Time: 7/5/2012 09:00
Receive Date: 7/5/2012 14:45

PROFILE II

Parameter	Method	Results	Units	Reporting Limit	Date Analyzed
Mercury	EPA 200.8	<0.00010	mg/L	0.00010	7/17/2012
Antimony	EPA 200.8	<0.0025	mg/L	0.0025	7/17/2012
Arsenic	EPA 200.8	<0.010	mg/L	0.010	7/18/2012
Lead	EPA 200.8	<0.0025	mg/L	0.0025	7/17/2012
Selenium	EPA 200.8	<0.010	mg/L	0.010	7/18/2012
Thallium	EPA 200.8	<0.0010	mg/L	0.0010	7/17/2012
Uranium	EPA 200.8	0.12	mg/L	0.0050	7/17/2012
Anions	Calculation	3.46	meq/L	0.10	
Cations	Calculation	3.18	meq/L	0.10	
Error	Calculation	4.2	%	1.0	

Customer Sample ID: F4 Tailings Wk:2
WETLAB Sample ID: 1207080-004
Collect Date/Time: 7/5/2012 09:00
Receive Date: 7/5/2012 14:45

PROFILE II

Parameter	Method	Results	Units	Reporting Limit	Date Analyzed
pH	SM 4500-H+ B	7.97	pH Units		7/5/2012
Bicarbonate (HCO3)	SM 2320B	180	mg/L	1.0	7/5/2012
Carbonate (CO3)	SM 2320B	<1.0	mg/L	1.0	7/5/2012
Hydroxide (OH)	SM 2320B	<1.0	mg/L	1.0	7/5/2012
Total Alkafinity	SM 2320B	150	mg/L as CaCO3	1.0	7/5/2012
Chloride	EPA 300.0	<1.00	mg/L	1.00	7/6/2012
Fluoride	EPA 300.0	2.2	mg/L	0.10	7/6/2012
Sulfate	EPA 300.0	65	mg/L	1.0	7/6/2012
Nitrate Nitrogen	EPA 300.0	<1.0	mg/L	1.0	7/6/2012
Nitrite Nitrogen	EPA 300.0	<0.025	mg/L	0.025	7/6/2012
Total Dissolved Solids (TDS)	SM 2540C	260	mg/L	10	7/9/2012
Aluminum	EPA 200.7	<0.045	mg/L	0.045	7/17/2012
Barium	EPA 200.7	0.076	mg/L	0.010	7/17/2012
Beryllium	EPA 200.7	<0.0010	mg/L	0.0010	7/17/2012
Bismuth	EPA 200.7	<0.10	mg/L	0.10	7/17/2012
Boron	EPA 200.7	0.11	mg/L	0.10	7/17/2012
Cadmium	EPA 200.7	<0.0010	mg/L	0.0010	7/17/2012
Calcium	EPA 200.7	36	mg/L	0.50	7/17/2012
Chromium	EPA 200.7	<0.0050	mg/L	0.0050	7/17/2012
Cobalt	EPA 200.7	<0.010	mg/L	0.010	7/17/2012
Copper	EPA 200.7	<0.050	mg/L	0.050	7/17/2012
Gallium	EPA 200.7	<0.10	mg/L	0.10	7/17/2012
Iron	EPA 200.7	<0.010	mg/L	0.010	7/17/2012

475 East Greg Street Suite #119
Sparks, NV 89431 (775) 355-0202
EPA Lab ID: NV00925 - ELAP No: 2523

1084 Lamoille Hwy
Elko, NV 89801 (775) 777-9933
EPA Lab ID: NV00926

3230 Polaris Ave #4
Las Vegas, NV 89102 (702) 475-8899
EPA Lab ID: NV00932

Customer Sample ID: F4 Tailings Wk:2
WETLAB Sample ID: 1207080-004
Collect Date/Time: 7/5/2012 09:00
Receive Date: 7/5/2012 14:45

PROFILE II

Parameter	Method	Results	Units	Reporting Limit	Date Analyzed
Lithium	EPA 200.7	<0.10	mg/L	0.10	7/17/2012
Magnesium	EPA 200.7	12	mg/L	0.50	7/17/2012
Manganese	EPA 200.7	0.024	mg/L	0.0050	7/17/2012
Molybdenum	EPA 200.7	<0.010	mg/L	0.010	7/17/2012
Nickel	EPA 200.7	<0.010	mg/L	0.010	7/17/2012
Phosphorus	EPA 200.7	<0.50	mg/L	0.50	7/17/2012
Potassium	EPA 200.7	36	mg/L	0.50	7/17/2012
Scandium	EPA 200.7	<0.10	mg/L	0.10	7/17/2012
Silver	EPA 200.7	<0.0050	mg/L	0.0050	7/17/2012
Sodium	EPA 200.7	9.9	mg/L	0.50	7/17/2012
Strontium	EPA 200.7	0.89	mg/L	0.10	7/17/2012
Tin	EPA 200.7	<0.10	mg/L	0.10	7/17/2012
Titanium	EPA 200.7	<0.10	mg/L	0.10	7/17/2012
Vanadium	EPA 200.7	0.013	mg/L	0.010	7/17/2012
Zinc	EPA 200.7	<0.010	mg/L	0.010	7/17/2012
Mercury	EPA 200.8	<0.00010	mg/L	0.00010	7/18/2012
Antimony	EPA 200.8	<0.0025	mg/L	0.0025	7/18/2012
Arsenic	EPA 200.8	<0.0050	mg/L	0.0050	7/18/2012
Lead	EPA 200.8	<0.0025	mg/L	0.0025	7/17/2012
Selenium	EPA 200.8	<0.0050	mg/L	0.0050	7/18/2012
Thallium	EPA 200.8	<0.0010	mg/L	0.0010	7/17/2012
Uranium	EPA 200.8	0.038	mg/L	0.0050	7/18/2012
Anions	Calculation	4.42	meq/L	0.10	
Cations	Calculation	4.14	meq/L	0.10	
Error	Calculation	3.3	%	1.0	

Customer Sample ID: F5 Tailings Wk:2
WETLAB Sample ID: 1207080-005
Collect Date/Time: 7/5/2012 09:00
Receive Date: 7/5/2012 14:45

PROFILE II

Parameter	Method	Results	Units	Reporting Limit	Date Analyzed
pH	SM 4500-H+ B	7.78	pH Units		7/5/2012
Bicarbonate (HCO3)	SM 2320B	130	mg/L	1.0	7/5/2012
Carbonate (CO3)	SM 2320B	<1.0	mg/L	1.0	7/5/2012
Hydroxide (OH)	SM 2320B	<1.0	mg/L	1.0	7/5/2012
Total Alkalinity	SM 2320B	100	mg/L as CaCO3	1.0	7/5/2012
Chloride	EPA 300.0	<1.00	mg/L	1.00	7/6/2012
Fluoride	EPA 300.0	2.1	mg/L	0.10	7/6/2012
Sulfate	EPA 300.0	41	mg/L	1.0	7/6/2012

475 East Greg Street Suite #119
Sparks, NV 89431 (775) 355-0202
EPA Lab ID: NV00925 - ELAP No: 2523

1084 Lamoille Hwy
Elko, NV 89801 (775) 777-9933
EPA Lab ID: NV00926

3230 Polaris Ave #4
Las Vegas, NV 89102 (702) 475-8899
EPA Lab ID: NV00932

Customer Sample ID: F5 Tailings Wk:2
WETLAB Sample ID: 1207080-005

Collect Date/Time: 7/5/2012 09:00
Receive Date: 7/5/2012 14:45

PROFILE II

Parameter	Method	Results	Units	Reporting Limit	Date Analyzed
Nitrate Nitrogen	EPA 300.0	<1.0	mg/L	1.0	7/6/2012
Nitrite Nitrogen	EPA 300.0	<0.025	mg/L	0.025	7/6/2012
Total Dissolved Solids (TDS)	SM 2540C	180	mg/L	10	7/9/2012
Aluminum	EPA 200.7	<0.045	mg/L	0.045	7/17/2012
Barium	EPA 200.7	0.087	mg/L	0.010	7/17/2012
Beryllium	EPA 200.7	<0.0010	mg/L	0.0010	7/17/2012
Bismuth	EPA 200.7	<0.10	mg/L	0.10	7/17/2012
Boron	EPA 200.7	<0.10	mg/L	0.10	7/17/2012
Cadmium	EPA 200.7	<0.0010	mg/L	0.0010	7/17/2012
Calcium	EPA 200.7	21	mg/L	0.50	7/17/2012
Chromium	EPA 200.7	<0.0050	mg/L	0.0050	7/17/2012
Cobalt	EPA 200.7	<0.010	mg/L	0.010	7/17/2012
Copper	EPA 200.7	<0.050	mg/L	0.050	7/17/2012
Gallium	EPA 200.7	<0.10	mg/L	0.10	7/17/2012
Iron	EPA 200.7	<0.010	mg/L	0.010	7/17/2012
Lithium	EPA 200.7	<0.10	mg/L	0.10	7/17/2012
Magnesium	EPA 200.7	5.5	mg/L	0.50	7/17/2012
Manganese	EPA 200.7	0.013	mg/L	0.0050	7/17/2012
Molybdenum	EPA 200.7	0.057	mg/L	0.010	7/17/2012
Nickel	EPA 200.7	<0.010	mg/L	0.010	7/17/2012
Phosphorus	EPA 200.7	<0.50	mg/L	0.50	7/17/2012
Potassium	EPA 200.7	25	mg/L	0.50	7/17/2012
Scandium	EPA 200.7	<0.10	mg/L	0.10	7/17/2012
Silver	EPA 200.7	<0.0050	mg/L	0.0050	7/17/2012
Sodium	EPA 200.7	16	mg/L	0.50	7/17/2012
Strontium	EPA 200.7	0.78	mg/L	0.10	7/17/2012
Tin	EPA 200.7	<0.10	mg/L	0.10	7/17/2012
Titanium	EPA 200.7	<0.10	mg/L	0.10	7/17/2012
Vanadium	EPA 200.7	<0.010	mg/L	0.010	7/17/2012
Zinc	EPA 200.7	<0.010	mg/L	0.010	7/17/2012
Mercury	EPA 200.8	0.00033	mg/L	0.00010	7/18/2012
Antimony	EPA 200.8	<0.0025	mg/L	0.0025	7/18/2012
Arsenic	EPA 200.8	<0.0050	mg/L	0.0050	7/18/2012
Lead	EPA 200.8	<0.0025	mg/L	0.0025	7/17/2012
Selenium	EPA 200.8	<0.0050	mg/L	0.0050	7/18/2012
Thallium	EPA 200.8	<0.0010	mg/L	0.0010	7/17/2012
Uranium	EPA 200.8	0.040	mg/L	0.0050	7/18/2012
Anions	Calculation	3.09	meq/L	0.10	

475 East Greg Street Suite #119
Sparks, NV 89431 (775) 355-0202
EPA Lab ID: NV00925 - ELAP No: 2523

1084 Lamoille Hwy
Elko, NV 89801 (775) 777-9933
EPA Lab ID: NV00926

3230 Polaris Ave #4
Las Vegas, NV 89102 (702) 475-8899
EPA Lab ID: NV00932

Customer Sample ID: F5 Tailings Wk:2
WETLAB Sample ID: 1207080-005
Collect Date/Time: 7/5/2012 09:00
Receive Date: 7/5/2012 14:45

PROFILE II

Parameter	Method	Results	Units	Reporting Limit	Date Analyzed
Cations	Calculation	2.84	meq/L	0.10	
Error	Calculation	4.4	%	1.0	

Customer Sample ID: Biotite Breccia 5+Comp Wk:2
WETLAB Sample ID: 1207080-006
Collect Date/Time: 7/5/2012 09:00
Receive Date: 7/5/2012 14:45

PROFILE II

Parameter	Method	Results	Units	Reporting Limit	Date Analyzed
pH	SM 4500-H+ B	7.64	pH Units		7/5/2012
Bicarbonate (HCO3)	SM 2320B	100	mg/L	1.0	7/5/2012
Carbonate (CO3)	SM 2320B	<1.0	mg/L	1.0	7/5/2012
Hydroxide (OH)	SM 2320B	<1.0	mg/L	1.0	7/5/2012
Total Alkalinity	SM 2320B	85	mg/L as CaCO3	1.0	7/5/2012
Chloride	EPA 300.0	<1.00	mg/L	1.00	7/6/2012
Fluoride	EPA 300.0	1.4	mg/L	0.10	7/6/2012
Sulfate	EPA 300.0	110	mg/L	1.0	7/6/2012
Nitrate Nitrogen	EPA 300.0	<1.0	mg/L	1.0	7/6/2012
Nitrite Nitrogen	EPA 300.0	<0.025	mg/L	0.025	7/6/2012
Total Dissolved Solids (TDS)	SM 2540C	300	mg/L	10	7/9/2012
Aluminum	EPA 200.7	<0.045	mg/L	0.045	7/17/2012
Barium	EPA 200.7	0.038	mg/L	0.010	7/17/2012
Beryllium	EPA 200.7	<0.0010	mg/L	0.0010	7/17/2012
Bismuth	EPA 200.7	<0.10	mg/L	0.10	7/17/2012
Boron	EPA 200.7	0.13	mg/L	0.10	7/17/2012
Cadmium	EPA 200.7	<0.0010	mg/L	0.0010	7/17/2012
Calcium	EPA 200.7	47	mg/L	0.50	7/17/2012
Chromium	EPA 200.7	<0.0050	mg/L	0.0050	7/17/2012
Cobalt	EPA 200.7	<0.010	mg/L	0.010	7/17/2012
Copper	EPA 200.7	<0.050	mg/L	0.050	7/17/2012
Gallium	EPA 200.7	<0.10	mg/L	0.10	7/17/2012
Iron	EPA 200.7	<0.010	mg/L	0.010	7/17/2012
Lithium	EPA 200.7	<0.10	mg/L	0.10	7/17/2012
Magnesium	EPA 200.7	7.5	mg/L	0.50	7/17/2012
Manganese	EPA 200.7	0.025	mg/L	0.0050	7/17/2012
Molybdenum	EPA 200.7	0.072	mg/L	0.010	7/17/2012
Nickel	EPA 200.7	<0.010	mg/L	0.010	7/17/2012
Phosphorus	EPA 200.7	<0.50	mg/L	0.50	7/17/2012
Potassium	EPA 200.7	18	mg/L	0.50	7/17/2012
Scandium	EPA 200.7	<0.10	mg/L	0.10	7/17/2012

475 East Greg Street Suite #119
Sparks, NV 89431 (775) 355-0202
EPA Lab ID: NV00925 - ELAP No: 2523

1084 Lamoille Hwy
Elko, NV 89801 (775) 777-9933
EPA Lab ID: NV00926

3230 Polaris Ave #4
Las Vegas, NV 89102 (702) 475-8899
EPA Lab ID: NV00932

Customer Sample ID: Biotite Breccia 5+Comp Wk:2
WETLAB Sample ID: 1207080-006
Collect Date/Time: 7/5/2012 09:00
Receive Date: 7/5/2012 14:45

PROFILE II

Parameter	Method	Results	Units	Reporting Limit	Date Analyzed
Silver	EPA 200.7	<0.0050	mg/L	0.0050	7/17/2012
Sodium	EPA 200.7	12	mg/L	0.50	7/17/2012
Strontium	EPA 200.7	0.83	mg/L	0.10	7/17/2012
Tin	EPA 200.7	<0.10	mg/L	0.10	7/17/2012
Titanium	EPA 200.7	<0.10	mg/L	0.10	7/17/2012
Vanadium	EPA 200.7	<0.010	mg/L	0.010	7/17/2012
Zinc	EPA 200.7	<0.010	mg/L	0.010	7/17/2012
Mercury	EPA 200.8	0.00011	mg/L	0.00010	7/18/2012
Antimony	EPA 200.8	<0.0025	mg/L	0.0025	7/18/2012
Arsenic	EPA 200.8	<0.0050	mg/L	0.0050	7/18/2012
Lead	EPA 200.8	<0.0025	mg/L	0.0025	7/17/2012
Selenium	EPA 200.8	<0.0050	mg/L	0.0050	7/18/2012
Thallium	EPA 200.8	<0.0010	mg/L	0.0010	7/17/2012
Uranium	EPA 200.8	0.032	mg/L	0.0050	7/18/2012
Anions	Calculation	4.00	meq/L	0.10	
Cations	Calculation	3.95	meq/L	0.10	
Error	Calculation	<1.0	%	1.0	

Customer Sample ID: K-Spar Breccia 5+Comp Wk:2
WETLAB Sample ID: 1207080-007
Collect Date/Time: 7/5/2012 09:00
Receive Date: 7/5/2012 14:45

PROFILE II

Parameter	Method	Results	Units	Reporting Limit	Date Analyzed
pH	SM 4500-H+ B	7.82	pH Units		7/5/2012
Bicarbonate (HCO3)	SM 2320B	140	mg/L	1.0	7/5/2012
Carbonate (CO3)	SM 2320B	<1.0	mg/L	1.0	7/5/2012
Hydroxide (OH)	SM 2320B	<1.0	mg/L	1.0	7/5/2012
Total Alkalinity	SM 2320B	110	mg/L as CaCO3	1.0	7/5/2012
Chloride	EPA 300.0	1.2	mg/L	1.00	7/6/2012
Fluoride	EPA 300.0	1.1	mg/L	0.10	7/6/2012
Sulfate	EPA 300.0	60	mg/L	1.0	7/6/2012
Nitrate Nitrogen	EPA 300.0	<1.0	mg/L	1.0	7/6/2012
Nitrite Nitrogen	EPA 300.0	<0.025	mg/L	0.025	7/6/2012
Total Dissolved Solids (TDS)	SM 2540C	280	mg/L	10	7/9/2012
Aluminum	EPA 200.7	<0.045	mg/L	0.045	7/17/2012
Barium	EPA 200.7	0.097	mg/L	0.010	7/17/2012
Beryllium	EPA 200.7	<0.0010	mg/L	0.0010	7/17/2012
Bismuth	EPA 200.7	<0.10	mg/L	0.10	7/17/2012
Boron	EPA 200.7	0.20	mg/L	0.10	7/17/2012

475 East Greg Street Suite #119
Sparks, NV 89431 (775) 355-0202
EPA Lab ID: NV00925 - ELAP No: 2523

1084 Lamoille Hwy
Elko, NV 89801 (775) 777-9933
EPA Lab ID: NV00926

3230 Polaris Ave #4
Las Vegas, NV 89102 (702) 475-8899
EPA Lab ID: NV00932

Customer Sample ID: K-Spar Breccia 5+Comp Wk:2
WETLAB Sample ID: 1207080-007
Collect Date/Time: 7/5/2012 09:00
Receive Date: 7/5/2012 14:45

PROFILE II

Parameter	Method	Results	Units	Reporting Limit	Date Analyzed
Cadmium	EPA 200.7	<0.0010	mg/L	0.0010	7/17/2012
Calcium	EPA 200.7	37	mg/L	0.50	7/17/2012
Chromium	EPA 200.7	<0.0050	mg/L	0.0050	7/17/2012
Cobalt	EPA 200.7	<0.010	mg/L	0.010	7/17/2012
Copper	EPA 200.7	<0.050	mg/L	0.050	7/17/2012
Gallium	EPA 200.7	<0.10	mg/L	0.10	7/17/2012
Iron	EPA 200.7	0.012	mg/L	0.010	7/17/2012
Lithium	EPA 200.7	<0.10	mg/L	0.10	7/17/2012
Magnesium	EPA 200.7	6.0	mg/L	0.50	7/17/2012
Manganese	EPA 200.7	0.060	mg/L	0.0050	7/17/2012
Molybdenum	EPA 200.7	0.049	mg/L	0.010	7/17/2012
Nickel	EPA 200.7	<0.010	mg/L	0.010	7/17/2012
Phosphorus	EPA 200.7	<0.50	mg/L	0.50	7/17/2012
Potassium	EPA 200.7	14	mg/L	0.50	7/17/2012
Scandium	EPA 200.7	<0.10	mg/L	0.10	7/17/2012
Silver	EPA 200.7	<0.0050	mg/L	0.0050	7/17/2012
Sodium	EPA 200.7	15	mg/L	0.50	7/17/2012
Strontium	EPA 200.7	0.80	mg/L	0.10	7/17/2012
Tin	EPA 200.7	<0.10	mg/L	0.10	7/17/2012
Titanium	EPA 200.7	<0.10	mg/L	0.10	7/17/2012
Vanadium	EPA 200.7	<0.010	mg/L	0.010	7/17/2012
Zinc	EPA 200.7	0.010	mg/L	0.010	7/17/2012
Mercury	EPA 200.8	<0.00010	mg/L	0.00010	7/18/2012
Antimony	EPA 200.8	<0.0025	mg/L	0.0025	7/18/2012
Arsenic	EPA 200.8	<0.0050	mg/L	0.0050	7/18/2012
Lead	EPA 200.8	<0.0025	mg/L	0.0025	7/17/2012
Selenium	EPA 200.8	<0.0050	mg/L	0.0050	7/18/2012
Thallium	EPA 200.8	<0.0010	mg/L	0.0010	7/17/2012
Uranium	EPA 200.8	0.021	mg/L	0.0050	7/18/2012
Anions	Calculation	3.64	meq/L	0.10	
Cations	Calculation	3.35	meq/L	0.10	
Error	Calculation	4.0	%	1.0	

Customer Sample ID: Quartz Monzonite 5+Comp Wk:2
WETLAB Sample ID: 1207080-008
Collect Date/Time: 7/5/2012 09:00
Receive Date: 7/5/2012 14:45

PROFILE II

Parameter	Method	Results	Units	Reporting Limit	Date Analyzed
pH	SM 4500-H+ B	7.69	pH Units		7/5/2012

475 East Greg Street Suite #119
Sparks, NV 89431 (775) 355-0202
EPA Lab ID: NV00925 - ELAP No: 2523

1084 Lamoille Hwy
Elko, NV 89801 (775) 777-9933
EPA Lab ID: NV00926

3230 Polaris Ave #4
Las Vegas, NV 89102 (702) 475-8899
EPA Lab ID: NV00932

Customer Sample ID: Quartz Monzonite 5+Comp Wk:2 **Collect Date/Time:** 7/5/2012 09:00

WETLAB Sample ID: 1207080-008 **Receive Date:** 7/5/2012 14:45

PROFILE II

Parameter	Method	Results	Units	Reporting Limit	Date Analyzed
Bicarbonate (HCO3)	SM 2320B	87	mg/L	1.0	7/5/2012
Carbonate (CO3)	SM 2320B	<1.0	mg/L	1.0	7/5/2012
Hydroxide (OH)	SM 2320B	<1.0	mg/L	1.0	7/5/2012
Total Alkalinity	SM 2320B	71	mg/L as CaCO3	1.0	7/5/2012
Chloride	EPA 300.0	<1.00	mg/L	1.00	7/6/2012
Fluoride	EPA 300.0	0.45	mg/L	0.10	7/6/2012
Sulfate	EPA 300.0	29	mg/L	1.0	7/6/2012
Nitrate Nitrogen	EPA 300.0	<1.0	mg/L	1.0	7/6/2012
Nitrite Nitrogen	EPA 300.0	<0.025	mg/L	0.025	7/6/2012
Total Dissolved Solids (TDS)	SM 2540C	190	mg/L	10	7/9/2012
Aluminum	EPA 200.7	<0.045	mg/L	0.045	7/17/2012
Barium	EPA 200.7	0.031	mg/L	0.010	7/17/2012
Beryllium	EPA 200.7	<0.0010	mg/L	0.0010	7/17/2012
Bismuth	EPA 200.7	<0.10	mg/L	0.10	7/17/2012
Boron	EPA 200.7	0.21	mg/L	0.10	7/17/2012
Cadmium	EPA 200.7	<0.0010	mg/L	0.0010	7/17/2012
Calcium	EPA 200.7	27	mg/L	0.50	7/17/2012
Chromium	EPA 200.7	<0.0050	mg/L	0.0050	7/17/2012
Cobalt	EPA 200.7	<0.010	mg/L	0.010	7/17/2012
Copper	EPA 200.7	<0.050	mg/L	0.050	7/17/2012
Gallium	EPA 200.7	<0.10	mg/L	0.10	7/17/2012
Iron	EPA 200.7	0.020	mg/L	0.010	7/17/2012
Lithium	EPA 200.7	<0.10	mg/L	0.10	7/17/2012
Magnesium	EPA 200.7	2.6	mg/L	0.50	7/17/2012
Manganese	EPA 200.7	0.029	mg/L	0.0050	7/17/2012
Molybdenum	EPA 200.7	0.020	mg/L	0.010	7/17/2012
Nickel	EPA 200.7	<0.010	mg/L	0.010	7/17/2012
Phosphorus	EPA 200.7	<0.50	mg/L	0.50	7/17/2012
Potassium	EPA 200.7	4.3	mg/L	0.50	7/17/2012
Scandium	EPA 200.7	<0.10	mg/L	0.10	7/17/2012
Silver	EPA 200.7	<0.0050	mg/L	0.0050	7/17/2012
Sodium	EPA 200.7	4.9	mg/L	0.50	7/17/2012
Strontium	EPA 200.7	0.35	mg/L	0.10	7/17/2012
Tin	EPA 200.7	<0.10	mg/L	0.10	7/17/2012
Titanium	EPA 200.7	<0.10	mg/L	0.10	7/17/2012
Vanadium	EPA 200.7	<0.010	mg/L	0.010	7/17/2012
Zinc	EPA 200.7	<0.010	mg/L	0.010	7/17/2012
Mercury	EPA 200.8	<0.00010	mg/L	0.00010	7/18/2012

475 East Greg Street Suite #119
Sparks, NV 89431 (775) 355-0202
EPA Lab ID: NV00925 - ELAP No: 2523

1084 Lamoille Hwy
Elko, NV 89801 (775) 777-9933
EPA Lab ID: NV00926

3230 Polaris Ave #4
Las Vegas, NV 89102 (702) 475-8899
EPA Lab ID: NV00932

Customer Sample ID: Quartz Monzonite 5+Comp Wk:2
WETLAB Sample ID: 1207080-008

Collect Date/Time: 7/5/2012 09:00
Receive Date: 7/5/2012 14:45

PROFILE II

Parameter	Method	Results	Units	Reporting Limit	Date Analyzed
Antimony	EPA 200.8	<0.0025	mg/L	0.0025	7/18/2012
Arsenic	EPA 200.8	<0.0050	mg/L	0.0050	7/18/2012
Lead	EPA 200.8	<0.0025	mg/L	0.0025	7/17/2012
Selenium	EPA 200.8	<0.0050	mg/L	0.0050	7/18/2012
Thallium	EPA 200.8	<0.0010	mg/L	0.0010	7/17/2012
Uranium	EPA 200.8	0.013	mg/L	0.0050	7/18/2012
Anions	Calculation	2.05	meq/L	0.10	
Cations	Calculation	1.89	meq/L	0.10	
Error	Calculation	4.2	%	1.0	

475 East Greg Street Suite #119
Sparks, NV 89431 (775) 355-0202
EPA Lab ID: NV00925 - ELAP No: 2523

1084 Lamoille Hwy
Elko, NV 89801 (775) 777-9933
EPA Lab ID: NV00926

3230 Polaris Ave #4
Las Vegas, NV 89102 (702) 475-8899
EPA Lab ID: NV00932

Western Environmental Testing Laboratory
QC Report

QCBatchID	QCType	Parameter	Method	Result	Units
QC12070244	Blank 1	Fluoride	EPA 300.0	<0.10	mg/L
QC12070244	Blank 2	Fluoride	EPA 300.0	<0.10	mg/L
QC12070244	Blank 3	Fluoride	EPA 300.0	<0.10	mg/L
QC12070247	Blank 1	Chloride	EPA 300.0	<1.0	mg/L
QC12070247	Blank 2	Chloride	EPA 300.0	<1.0	mg/L
QC12070247	Blank 3	Chloride	EPA 300.0	<1.0	mg/L
QC12070252	Blank 1	Nitrite Nitrogen	EPA 300.0	<0.025	mg/L
QC12070252	Blank 2	Nitrite Nitrogen	EPA 300.0	<0.025	mg/L
QC12070252	Blank 3	Nitrite Nitrogen	EPA 300.0	<0.025	mg/L
QC12070255	Blank 1	Nitrate Nitrogen	EPA 300.0	<1.0	mg/L
QC12070255	Blank 2	Nitrate Nitrogen	EPA 300.0	<1.0	mg/L
QC12070255	Blank 3	Nitrate Nitrogen	EPA 300.0	<1.0	mg/L
QC12070260	Blank 1	Sulfate	EPA 300.0	<1.0	mg/L
QC12070260	Blank 2	Sulfate	EPA 300.0	<1.0	mg/L
QC12070260	Blank 3	Sulfate	EPA 300.0	<1.0	mg/L
QC12070360	Blank 1	Total Dissolved Solids (TDS)	SM 2540C	<10	mg/L
QC12070360	Blank 2	Total Dissolved Solids (TDS)	SM 2540C	<10	mg/L
QC12070360	Blank 3	Total Dissolved Solids (TDS)	SM 2540C	<10	mg/L
QC12070504	Blank 1	Uranium, Dissolved	EPA 200.8	<0.0050	mg/L
		Mercury, Dissolved	EPA 200.8	<0.00010	mg/L
		Antimony, Dissolved	EPA 200.8	<0.0025	mg/L
		Arsenic, Dissolved	EPA 200.8	<0.0050	mg/L
		Lead, Dissolved	EPA 200.8	<0.0025	mg/L
		Selenium, Dissolved	EPA 200.8	<0.0050	mg/L
		Thallium, Dissolved	EPA 200.8	<0.0010	mg/L
QC12070538	Blank 1	Aluminum, Dissolved	EPA 200.7	<0.045	mg/L
		Barium, Dissolved	EPA 200.7	<0.010	mg/L
		Beryllium, Dissolved	EPA 200.7	<0.0010	mg/L
		Bismuth, Dissolved	EPA 200.7	<0.10	mg/L
		Boron, Dissolved	EPA 200.7	<0.10	mg/L
		Cadmium, Dissolved	EPA 200.7	<0.0010	mg/L
		Calcium, Dissolved	EPA 200.7	<0.50	mg/L
		Chromium, Dissolved	EPA 200.7	<0.0050	mg/L
		Cobalt, Dissolved	EPA 200.7	<0.010	mg/L
		Copper, Dissolved	EPA 200.7	<0.050	mg/L
		Gallium, Dissolved	EPA 200.7	<0.10	mg/L
		Iron, Dissolved	EPA 200.7	<0.010	mg/L
		Lithium, Dissolved	EPA 200.7	<0.10	mg/L
		Magnesium, Dissolved	EPA 200.7	<0.50	mg/L
		Manganese, Dissolved	EPA 200.7	<0.0050	mg/L
		Molybdenum, Dissolved	EPA 200.7	<0.010	mg/L
		Nickel, Dissolved	EPA 200.7	<0.010	mg/L
		Phosphorus, Dissolved	EPA 200.7	<0.50	mg/L
		Potassium, Dissolved	EPA 200.7	<0.50	mg/L
		Scandium, Dissolved	EPA 200.7	<0.10	mg/L
		Silver, Dissolved	EPA 200.7	<0.0050	mg/L
		Sodium, Dissolved	EPA 200.7	<0.50	mg/L

475 East Greg Street Suite #119
Sparks, NV 89431 (775) 355-0202
EPA Lab ID: NV00925 - ELAP No: 2523

1084 Lamoille Hwy
Elko, NV 89801 (775) 777-9933
EPA Lab ID: NV00926

3230 Polaris Ave #4
Las Vegas, NV 89102 (702) 475-8899
EPA Lab ID: NV00932

QCBatchID	QCType	Parameter	Method	Result	Units
		Strontium, Dissolved	EPA 200.7	<0.10	mg/L
		Tin, Dissolved	EPA 200.7	<0.10	mg/L
		Titanium, Dissolved	EPA 200.7	<0.10	mg/L
		Vanadium, Dissolved	EPA 200.7	<0.010	mg/L
		Zinc, Dissolved	EPA 200.7	<0.010	mg/L
QC12070539	Blank 1	Aluminum, Dissolved	EPA 200.7	<0.045	mg/L
		Barium, Dissolved	EPA 200.7	<0.010	mg/L
		Beryllium, Dissolved	EPA 200.7	<0.0010	mg/L
		Bismuth, Dissolved	EPA 200.7	<0.10	mg/L
		Boron, Dissolved	EPA 200.7	<0.10	mg/L
		Cadmium, Dissolved	EPA 200.7	<0.0010	mg/L
		Calcium, Dissolved	EPA 200.7	<0.50	mg/L
		Chromium, Dissolved	EPA 200.7	<0.0050	mg/L
		Cobalt, Dissolved	EPA 200.7	<0.010	mg/L
		Copper, Dissolved	EPA 200.7	<0.050	mg/L
		Gallium, Dissolved	EPA 200.7	<0.10	mg/L
		Iron, Dissolved	EPA 200.7	<0.010	mg/L
		Lithium, Dissolved	EPA 200.7	<0.10	mg/L
		Magnesium, Dissolved	EPA 200.7	<0.50	mg/L
		Manganese, Dissolved	EPA 200.7	<0.0050	mg/L
		Molybdenum, Dissolved	EPA 200.7	<0.010	mg/L
		Nickel, Dissolved	EPA 200.7	<0.010	mg/L
		Phosphorus, Dissolved	EPA 200.7	<0.50	mg/L
		Potassium, Dissolved	EPA 200.7	<0.50	mg/L
		Scandium, Dissolved	EPA 200.7	<0.10	mg/L
		Silver, Dissolved	EPA 200.7	<0.0050	mg/L
		Sodium, Dissolved	EPA 200.7	<0.50	mg/L
		Strontium, Dissolved	EPA 200.7	<0.10	mg/L
		Tin, Dissolved	EPA 200.7	<0.10	mg/L
		Titanium, Dissolved	EPA 200.7	<0.10	mg/L
		Vanadium, Dissolved	EPA 200.7	<0.010	mg/L
		Zinc, Dissolved	EPA 200.7	<0.010	mg/L
QC12070547	Blank 1	Uranium, Dissolved	EPA 200.8	<0.0050	mg/L
		Mercury, Dissolved	EPA 200.8	<0.00010	mg/L
		Antimony, Dissolved	EPA 200.8	<0.0025	mg/L
		Arsenic, Dissolved	EPA 200.8	<0.0050	mg/L
		Lead, Dissolved	EPA 200.8	<0.0025	mg/L
		Selenium, Dissolved	EPA 200.8	<0.0050	mg/L
		Thallium, Dissolved	EPA 200.8	<0.0010	mg/L

QCBatchID	QCType	Parameter	Method	Result	Actual	% Recovery	Units
QC12070220	LCS 1	pH	SM 4500-H+ B	6.99	7.00	100	pH Units
QC12070220	LCS 2	pH	SM 4500-H+ B	7.00	7.00	100	pH Units
QC12070222	LCS 1	Alkalinity	SM 2320B	100.0	100	100	mg/L
QC12070222	LCS 2	Alkalinity	SM 2320B	101	100	101	mg/L
QC12070222	LCS 3	Alkalinity	SM 2320B	101	100	101	mg/L
QC12070222	LCS 4	Alkalinity	SM 2320B	101	100	101	mg/L
QC12070244	LCS 1	Fluoride	EPA 300.0	2.05	2.00	102	mg/L
QC12070247	LCS 1	Chloride	EPA 300.0	10.5	10.0	105	mg/L
QC12070252	LCS 1	Nitrite Nitrogen	EPA 300.0	0.499	0.500	100	mg/L
QC12070255	LCS 1	Nitrate Nitrogen	EPA 300.0	1.97	2.00	99	mg/L
QC12070260	LCS 1	Sulfate	EPA 300.0	24.6	25.0	98	mg/L
QC12070360	LCS 1	Total Dissolved Solids (TDS)	SM 2540C	153	150	102	mg/L

475 East Greg Street Suite #119
Sparks, NV 89431 (775) 355-0202
EPA Lab ID: NV00925 - ELAP No: 2523

1084 Lamoille Hwy
Elko, NV 89801 (775) 777-9933
EPA Lab ID: NV00926

3230 Polaris Ave #4
Las Vegas, NV 89102 (702) 475-8899
EPA Lab ID: NV00932

QCBatchID	QCType	Parameter	Method	Result	Actual	% Recovery	Units
QC12070360	LCS 2	Total Dissolved Solids (TDS)	SM 2540C	152	150	101	mg/L
QC12070360	LCS 3	Total Dissolved Solids (TDS)	SM 2540C	143	150	95	mg/L
QC12070504	LCS 1	Mercury	EPA 200.8	0.001109	0.001	111	mg/L
		Antimony	EPA 200.8	0.0094	0.010	94	mg/L
		Arsenic	EPA 200.8	0.0493	0.050	99	mg/L
		Lead	EPA 200.8	0.0096	0.010	96	mg/L
		Selenium	EPA 200.8	0.0446	0.050	89	mg/L
		Thallium	EPA 200.8	0.0093	0.010	93	mg/L
		Uranium	EPA 200.8	0.0092	0.010	92	mg/L
QC12070538	LCS 1	Aluminum	EPA 200.7	0.956	1.00	96	mg/L
		Barium	EPA 200.7	0.915	1.00	92	mg/L
		Beryllium	EPA 200.7	0.920	1.00	92	mg/L
		Bismuth	EPA 200.7	0.950	1.00	95	mg/L
		Boron	EPA 200.7	0.871	1.00	87	mg/L
		Cadmium	EPA 200.7	0.904	1.00	90	mg/L
		Calcium	EPA 200.7	9.39	10.0	94	mg/L
		Chromium	EPA 200.7	0.911	1.00	91	mg/L
		Cobalt	EPA 200.7	0.906	1.00	91	mg/L
		Copper	EPA 200.7	4.58	5.00	92	mg/L
		Gallium	EPA 200.7	0.902	1.00	90	mg/L
		Iron	EPA 200.7	0.944	1.00	94	mg/L
		Lithium	EPA 200.7	0.944	1.00	94	mg/L
		Magnesium	EPA 200.7	9.39	10.0	94	mg/L
		Manganese	EPA 200.7	0.912	1.00	91	mg/L
		Molybdenum	EPA 200.7	0.919	1.00	92	mg/L
		Nickel	EPA 200.7	4.53	5.00	91	mg/L
		Phosphorus	EPA 200.7	4.42	5.00	88	mg/L
		Potassium	EPA 200.7	9.41	10.0	94	mg/L
		Scandium	EPA 200.7	0.928	1.00	93	mg/L
		Silver	EPA 200.7	0.084	0.090	93	mg/L
		Sodium	EPA 200.7	9.35	10.0	94	mg/L
		Strontium	EPA 200.7	0.919	1.00	92	mg/L
		Tin	EPA 200.7	0.893	1.00	89	mg/L
		Titanium	EPA 200.7	0.973	1.00	97	mg/L
		Vanadium	EPA 200.7	0.914	1.00	91	mg/L
		Zinc	EPA 200.7	0.909	1.00	91	mg/L
QC12070539	LCS 1	Aluminum	EPA 200.7	0.978	1.00	98	mg/L
		Barium	EPA 200.7	0.958	1.00	96	mg/L
		Beryllium	EPA 200.7	0.936	1.00	94	mg/L
		Bismuth	EPA 200.7	0.975	1.00	98	mg/L
		Boron	EPA 200.7	0.889	1.00	89	mg/L
		Cadmium	EPA 200.7	0.928	1.00	93	mg/L
		Calcium	EPA 200.7	9.53	10.0	95	mg/L
		Chromium	EPA 200.7	0.927	1.00	93	mg/L
		Cobalt	EPA 200.7	0.920	1.00	92	mg/L
		Copper	EPA 200.7	4.64	5.00	93	mg/L
		Gallium	EPA 200.7	0.953	1.00	95	mg/L
		Iron	EPA 200.7	0.970	1.00	97	mg/L
		Lithium	EPA 200.7	0.980	1.00	98	mg/L
		Magnesium	EPA 200.7	9.42	10.0	94	mg/L
		Manganese	EPA 200.7	0.920	1.00	92	mg/L
		Molybdenum	EPA 200.7	0.960	1.00	96	mg/L
		Nickel	EPA 200.7	4.73	5.00	95	mg/L

475 East Greg Street Suite #119
Sparks, NV 89431 (775) 355-0202
EPA Lab ID: NV00925 - ELAP No: 2523

1084 Lamoille Hwy
Elko, NV 89801 (775) 777-9933
EPA Lab ID: NV00926

3230 Polaris Ave #4
Las Vegas, NV 89102 (702) 475-8899
EPA Lab ID: NV00932

QCBatchID	QCType	Parameter	Method	Result	Actual	% Recovery	Units
		Phosphorus	EPA 200.7	4.57	5.00	91	mg/L
		Potassium	EPA 200.7	9.90	10.0	99	mg/L
		Scandium	EPA 200.7	0.967	1.00	97	mg/L
		Silver	EPA 200.7	0.085	0.090	94	mg/L
		Sodium	EPA 200.7	9.67	10.0	97	mg/L
		Strontium	EPA 200.7	0.956	1.00	96	mg/L
		Tin	EPA 200.7	0.903	1.00	90	mg/L
		Titanium	EPA 200.7	0.973	1.00	97	mg/L
		Vanadium	EPA 200.7	0.950	1.00	95	mg/L
		Zinc	EPA 200.7	0.943	1.00	94	mg/L
QC12070547	LCS 1	Mercury	EPA 200.8	0.001106	0.001	111	mg/L
		Antimony	EPA 200.8	0.0091	0.010	91	mg/L
		Arsenic	EPA 200.8	0.0472	0.050	94	mg/L
		Lead	EPA 200.8	0.0094	0.010	94	mg/L
		Selenium	EPA 200.8	0.0438	0.050	88	mg/L
		Thallium	EPA 200.8	0.0091	0.010	91	mg/L
		Uranium	EPA 200.8	0.0092	0.010	92	mg/L

QCBatchID	QCType	Parameter	Method	Duplicate Sample	Sample Result	Duplicate Result	Units	RPD
QC12070220	Duplicate	pH	SM 4500-H+ B	1207061-001	6.76	6.79	pH Units	<1%
QC12070220	Duplicate	pH	SM 4500-H+ B	1207066-001	7.35	7.41	pH Units	1 %
QC12070220	Duplicate	pH	SM 4500-H+ B	1207079-002	7.24	7.27	pH Units	<1%
QC12070220	Duplicate	pH	SM 4500-H+ B	1207094-001	7.49	7.44	pH Units	1 %
QC12070220	Duplicate	pH	SM 4500-H+ B	1207093-001	7.24	7.19	pH Units	1 %
QC12070222	Duplicate	Bicarbonate (HCO3)	SM 2320B	1207061-001	505	504	mg/L	<1%
		Carbonate (CO3)	SM 2320B	1207061-001	<1.000	<1.000	mg/L	<1%
		Hydroxide (OH)	SM 2320B	1207061-001	<1.000	<1.000	mg/L	<1%
		Total Alkalinity	SM 2320B	1207061-001	414	413	mg/L as CaCO3	<1%
QC12070222	Duplicate	Bicarbonate (HCO3)	SM 2320B	1207066-001	95.5	95.8	mg/L	<1%
		Carbonate (CO3)	SM 2320B	1207066-001	<1.000	<1.000	mg/L	<1%
		Hydroxide (OH)	SM 2320B	1207066-001	<1.000	<1.000	mg/L	<1%
		Total Alkalinity	SM 2320B	1207066-001	78.4	78.6	mg/L as CaCO3	<1%
QC12070222	Duplicate	Bicarbonate (HCO3)	SM 2320B	1207079-002	73.5	74.1	mg/L	1 %
		Carbonate (CO3)	SM 2320B	1207079-002	<1.000	<1.000	mg/L	<1%
		Hydroxide (OH)	SM 2320B	1207079-002	<1.000	<1.000	mg/L	<1%
		Total Alkalinity	SM 2320B	1207079-002	60.3	60.8	mg/L as CaCO3	1 %
QC12070222	Duplicate	Bicarbonate (HCO3)	SM 2320B	1207094-001	186	187	mg/L	<1%
		Carbonate (CO3)	SM 2320B	1207094-001	<1.000	<1.000	mg/L	<1%
		Hydroxide (OH)	SM 2320B	1207094-001	<1.000	<1.000	mg/L	<1%
		Total Alkalinity	SM 2320B	1207094-001	153	153	mg/L as CaCO3	<1%
QC12070222	Duplicate	Bicarbonate (HCO3)	SM 2320B	1207093-001	291	290	mg/L	<1%
		Carbonate (CO3)	SM 2320B	1207093-001	<1.000	<1.000	mg/L	<1%
		Hydroxide (OH)	SM 2320B	1207093-001	<1.000	<1.000	mg/L	<1%
		Total Alkalinity	SM 2320B	1207093-001	238	238	mg/L as CaCO3	<1%
QC12070360	Duplicate	Total Dissolved Solids (TDS)	SM 2540C	1207047-001	103	101	mg/L	2 %

475 East Greg Street Suite #119
Sparks, NV 89431 (775) 355-0202
EPA Lab ID: NV00925 - ELAP No: 2523

1084 Lamoille Hwy
Elko, NV 89801 (775) 777-9933
EPA Lab ID: NV00926

3230 Polaris Ave #4
Las Vegas, NV 89102 (702) 475-8899
EPA Lab ID: NV00932

QCBatchID	QCType	Parameter	Method	Duplicate Sample	Sample Result	Duplicate Result	Units	RPD
QC12070360	Duplicate	Total Dissolved Solids (TDS)	SM 2540C	1207048-002	248	245	mg/L	1 %
QC12070360	Duplicate	Total Dissolved Solids (TDS)	SM 2540C	1207048-012	69.0	72.0	mg/L	4 %
QC12070360	Duplicate	Total Dissolved Solids (TDS)	SM 2540C	1207069-004	223	223	mg/L	<1%
QC12070360	Duplicate	Total Dissolved Solids (TDS)	SM 2540C	1207080-005	185	179	mg/L	3 %

QCBatchID	QCType	Parameter	Method	Spike Sample	Sample Result	MS Result	MSD Result	Spike Value	Units	MS % Rec.	MSD % Rec.	RPD
QC12070244	MS 1	Fluoride	EPA 300.0	1207079-002	<0.100	2.06	2.09	2.00	mg/L	101	103	1 %
QC12070244	MS 2	Fluoride	EPA 300.0	1207072-001	0.204	2.28	2.32	2.00	mg/L	104	106	2 %
QC12070247	MS 1	Chloride	EPA 300.0	1207079-002	<1.000	5.45	5.64	5.00	mg/L	106	110	3 %
QC12070247	MS 2	Chloride	EPA 300.0	1207072-001	26.7	31.3	31.4	5.00	mg/L	92	95	<1%
QC12070252	MS 1	Nitrite Nitrogen	EPA 300.0	1207079-002	<0.025	0.527	0.543	0.500	mg/L	104	107	3 %
QC12070252	MS 2	Nitrite Nitrogen	EPA 300.0	1207069-002	<0.025	0.582	0.583	0.500	mg/L	115	115	<1%
QC12070255	MS 1	Nitrate Nitrogen	EPA 300.0	1207079-002	<1.000	2.11	2.16	2.00	mg/L	104	107	2 %
QC12070255	MS 2	Nitrate Nitrogen	EPA 300.0	1207072-001	<1.000	2.23	2.25	2.00	mg/L	109	110	1 %
QC12070260	MS 1	Sulfate	EPA 300.0	1207079-002	<1.000	10.9	11.2	10.0	mg/L	101	104	3 %
QC12070260	MS 2	Sulfate	EPA 300.0	1207036-003	53.6	62.4	62.7	10.0	mg/L	88	91	<1%
QC12070504	MS 1	Uranium, Dissolved	EPA 200.8	1207280-001	<0.0050	0.0093	0.0092	0.010	mg/L	92	91	1 %
		Mercury, Dissolved	EPA 200.8	1207280-001	<0.00010	0.001154	0.001149	0.001	mg/L	108	107	<1%
		Antimony, Dissolved	EPA 200.8	1207280-001	0.0051	0.0142	0.0142	0.010	mg/L	90	91	<1%
		Arsenic, Dissolved	EPA 200.8	1207280-001	0.0217	0.0726	0.0745	0.050	mg/L	102	106	3 %
		Lead, Dissolved	EPA 200.8	1207280-001	<0.0025	0.0091	0.0090	0.010	mg/L	91	90	1 %
		Selenium, Dissolved	EPA 200.8	1207280-001	<0.0100	0.0439	0.0454	0.050	mg/L	88	91	3 %
		Thallium, Dissolved	EPA 200.8	1207280-001	<0.0010	0.0090	0.0090	0.010	mg/L	89	89	<1%
QC12070538	MS 1	Aluminum, Dissolved	EPA 200.7	1207280-001	<0.045	0.937	0.931	1.00	mg/L	92	91	1 %
		Barium, Dissolved	EPA 200.7	1207280-001	0.096	1.04	1.04	1.00	mg/L	94	94	<1%
		Beryllium, Dissolved	EPA 200.7	1207280-001	<0.001	0.961	0.955	1.00	mg/L	96	95	1 %
		Bismuth, Dissolved	EPA 200.7	1207280-001	<0.100	0.959	0.959	1.00	mg/L	97	97	<1%
		Boron, Dissolved	EPA 200.7	1207280-001	0.219	1.18	1.19	1.00	mg/L	96	97	1 %
		Cadmium, Dissolved	EPA 200.7	1207280-001	<0.001	0.939	0.947	1.00	mg/L	94	95	1 %
		Calcium, Dissolved	EPA 200.7	1207280-001	59.5	70.3	69.6	10.0	mg/L	108	101	1 %
		Chromium, Dissolved	EPA 200.7	1207280-001	<0.005	0.934	0.936	1.00	mg/L	93	94	<1%
		Cobalt, Dissolved	EPA 200.7	1207280-001	<0.010	0.916	0.918	1.00	mg/L	91	92	<1%
		Copper, Dissolved	EPA 200.7	1207280-001	<0.050	4.63	4.62	5.00	mg/L	93	92	<1%
		Gallium, Dissolved	EPA 200.7	1207280-001	<0.100	0.920	0.929	1.00	mg/L	92	93	1 %
		Iron, Dissolved	EPA 200.7	1207280-001	0.061	1.02	1.01	1.00	mg/L	96	95	1 %
		Lithium, Dissolved	EPA 200.7	1207280-001	<0.100	1.04	1.03	1.00	mg/L	94	93	1 %
		Magnesium, Dissolved	EPA 200.7	1207280-001	20.9	29.4	29.4	10.0	mg/L	85	85	<1%
		Manganese, Dissolved	EPA 200.7	1207280-001	0.014	0.948	0.950	1.00	mg/L	93	94	<1%
		Molybdenum, Dissolved	EPA 200.7	1207280-001	<0.010	0.990	0.988	1.00	mg/L	98	98	<1%
		Nickel, Dissolved	EPA 200.7	1207280-001	<0.010	4.56	4.58	5.00	mg/L	91	92	<1%
		Phosphorus, Dissolved	EPA 200.7	1207280-001	<0.500	4.90	4.92	5.00	mg/L	98	98	<1%
		Potassium, Dissolved	EPA 200.7	1207280-001	8.49	18.4	18.3	10.0	mg/L	99	98	1 %
		Scandium, Dissolved	EPA 200.7	1207280-001	<0.100	0.956	0.950	1.00	mg/L	96	95	1 %
		Silver, Dissolved	EPA 200.7	1207280-001	<0.005	0.086	0.086	0.090	mg/L	97	97	<1%
		Sodium, Dissolved	EPA 200.7	1207280-001	26.8	36.9	36.8	10.0	mg/L	101	100	<1%
		Strontium, Dissolved	EPA 200.7	1207280-001	0.313	1.26	1.26	1.00	mg/L	95	95	<1%
		Tin, Dissolved	EPA 200.7	1207280-001	<0.100	0.942	0.955	1.00	mg/L	96	97	1 %
		Titanium, Dissolved	EPA 200.7	1207280-001	<0.100	0.985	0.982	1.00	mg/L	98	98	<1%
		Vanadium, Dissolved	EPA 200.7	1207280-001	0.022	0.980	0.980	1.00	mg/L	96	96	<1%
		Zinc, Dissolved	EPA 200.7	1207280-001	0.011	0.954	0.965	1.00	mg/L	94	95	1 %

475 East Greg Street Suite #119
Sparks, NV 89431 (775) 355-0202
EPA Lab ID: NV00925 - ELAP No: 2523

1084 Lamoille Hwy
Elko, NV 89801 (775) 777-9933
EPA Lab ID: NV00926

3230 Polaris Ave #4
Las Vegas, NV 89102 (702) 475-8899
EPA Lab ID: NV00932

QCBatchID	QCType	Parameter	Method	Spike Sample	Sample Result	MS Result	MSD Result	Spike Value	Units	MS % Rec.	MSD % Rec.	RPD
QC12070539	MS 1	Aluminum, Dissolved	EPA 200.7	1207280-002	<0.045	0.949	0.939	1.00	mg/L	93	92	1 %
		Barium, Dissolved	EPA 200.7	1207280-002	0.096	1.04	1.04	1.00	mg/L	94	94	<1%
		Beryllium, Dissolved	EPA 200.7	1207280-002	<0.001	0.931	0.937	1.00	mg/L	93	94	1 %
		Bismuth, Dissolved	EPA 200.7	1207280-002	<0.100	0.938	0.939	1.00	mg/L	95	95	<1%
		Boron, Dissolved	EPA 200.7	1207280-002	0.294	1.25	1.24	1.00	mg/L	96	95	1 %
		Cadmium, Dissolved	EPA 200.7	1207280-002	<0.001	0.914	0.926	1.00	mg/L	91	93	1 %
		Calcium, Dissolved	EPA 200.7	1207280-002	59.4	68.9	69.9	10.0	mg/L	95	105	1 %
		Chromium, Dissolved	EPA 200.7	1207280-002	<0.005	0.917	0.922	1.00	mg/L	92	92	1 %
		Cobalt, Dissolved	EPA 200.7	1207280-002	<0.010	0.889	0.895	1.00	mg/L	89	89	1 %
		Copper, Dissolved	EPA 200.7	1207280-002	<0.050	4.65	4.62	5.00	mg/L	93	92	1 %
		Gallium, Dissolved	EPA 200.7	1207280-002	<0.100	0.910	0.904	1.00	mg/L	91	90	1 %
		Iron, Dissolved	EPA 200.7	1207280-002	<0.050	0.990	0.986	1.00	mg/L	96	96	<1%
		Lithium, Dissolved	EPA 200.7	1207280-002	0.132	1.07	1.06	1.00	mg/L	94	93	1 %
		Magnesium, Dissolved	EPA 200.7	1207280-002	21.0	29.1	29.2	10.0	mg/L	81	82	<1%
		Manganese, Dissolved	EPA 200.7	1207280-002	<0.005	0.908	0.901	1.00	mg/L	91	91	1 %
		Molybdenum, Dissolved	EPA 200.7	1207280-002	<0.010	0.980	0.990	1.00	mg/L	97	98	1 %
		Nickel, Dissolved	EPA 200.7	1207280-002	<0.010	4.55	4.59	5.00	mg/L	91	92	1 %
		Phosphorus, Dissolved	EPA 200.7	1207280-002	<0.500	4.71	4.76	5.00	mg/L	94	95	1 %
		Potassium, Dissolved	EPA 200.7	1207280-002	10.5	20.2	20.0	10.0	mg/L	97	95	1 %
		Scandium, Dissolved	EPA 200.7	1207280-002	<0.100	0.966	0.970	1.00	mg/L	97	97	<1%
		Silver, Dissolved	EPA 200.7	1207280-002	<0.005	0.087	0.086	0.090	mg/L	97	96	1 %
		Sodium, Dissolved	EPA 200.7	1207280-002	33.6	41.8	42.2	10.0	mg/L	82	86	1 %
		Strontium, Dissolved	EPA 200.7	1207280-002	0.344	1.21	1.22	1.00	mg/L	87	88	1 %
		Tin, Dissolved	EPA 200.7	1207280-002	<0.100	0.888	0.908	1.00	mg/L	91	93	2 %
		Titanium, Dissolved	EPA 200.7	1207280-002	<0.100	0.960	0.973	1.00	mg/L	96	97	1 %
		Vanadium, Dissolved	EPA 200.7	1207280-002	0.022	0.995	0.997	1.00	mg/L	97	98	<1%
		Zinc, Dissolved	EPA 200.7	1207280-002	0.012	0.934	0.946	1.00	mg/L	92	93	1 %
QC12070547	MS 1	Uranium, Dissolved	EPA 200.8	1207280-002	<0.0050	0.0093	0.0093	0.010	mg/L	92	92	<1%
		Mercury, Dissolved	EPA 200.8	1207280-002	<0.00010	0.000982	0.000994	0.001	mg/L	92	93	1 %
		Antimony, Dissolved	EPA 200.8	1207280-002	0.0043	0.0129	0.0131	0.010	mg/L	87	88	2 %
		Arsenic, Dissolved	EPA 200.8	1207280-002	0.0073	0.0530	0.0538	0.050	mg/L	92	93	1 %
		Lead, Dissolved	EPA 200.8	1207280-002	<0.0025	0.0091	0.0091	0.010	mg/L	90	91	<1%
		Selenium, Dissolved	EPA 200.8	1207280-002	<0.0050	0.0405	0.0410	0.050	mg/L	81	82	1 %
		Thallium, Dissolved	EPA 200.8	1207280-002	<0.0010	0.0090	0.0090	0.010	mg/L	89	90	<1%

475 East Greg Street Suite #119
Sparks, NV 89431 (775) 355-0202
EPA Lab ID: NV00925 - ELAP No: 2523

1084 Lamoille Hwy
Elko, NV 89801 (775) 777-9933
EPA Lab ID: NV00926

3230 Polaris Ave #4
Las Vegas, NV 89102 (702) 475-8899
EPA Lab ID: NV00932

WETLAB
WESTERN ENVIRONMENTAL TESTING LABORATORY
Specializing in Soil, Hazardous Waste and Water Analysis.
475 E. Greg Street #119 | Sparks, Nevada 89431
tel (775) 355-0202 | fax (775) 355-0817 | www.WETLaboratory.com

Lab Number 1207080
Report Due Date: 7/19/12
Page 1 of 1

Client: McClelland Laboratories, Inc.
Address: 1016 Greg Street
City, State & Zip: Sparks, NV 89431
Contact: Gene McClelland
Phone: 775-356-1300 | Collector's Name: Robert
Fax: 775-356-8917 | Project Name:
P.O. Number: | Project Number: 3438
Email: mli@mettest.com

Turnaround Time: Standard | 5-Day | Other

Billing Address (if different than Client Address):
Company:
Address:
City, State & Zip:
Contact:
Phone:
Fax:
Email:

Additional Information

Fax Results	Y	N	To: Client	Billing
Email Results	Y	N	To: Client	Billing
Compliance Monitoring	Y	N		
Fax Results to State EPA	Y	N		

Sample Type Codes

DW = Drinking Water	SD = Solid
WW = Wastewater	SO = Soil
SW = Surface Water	HW = Hazardous Waste
MW = Monitoring Well	OTHER:

SAMPLE ID/LOCATION		DATE	TIME	SAMPLE TYPE	NO. OF CONTAINERS	Profile II w/o Ward	Uranium	Spl. No.
F1 Tailings	Wk:2	07/05/12	9:00	WW	2	X	X	1
F2 Tailings								2
F3 Tailings								3
F4 Tailings								4
F5 Tailings								5
Biotite Breccia 5+Comp								6
K-Spar Breccia 5 + Comp								7
Quartz Monzonite 5+ Comp								8

1207 1
080 1

Instructions/Comments/Special Requirements:

SAMPLE RECEIPT	DATE	TIME	Samples Relinquished By:	Samples Received By:
Temperature 21.2 °C	7/5	1445		
Custody Seals Intact? Y N (None)				
Number of Containers 16				

WETLAB's Standard Terms and Conditions apply unless written agreements specify otherwise. Payment terms are Net 30.

To the maximum extent permitted by law, the Client agrees to limit the liability of WETLAB for the Client's damages to the total compesation received, unless other agreements are made in writing. This limitation shall apply regardless of the cause of action or legal theory pled or asserted.

301.2E

7/13/2012

McClelland Laboratory
1016 Greg Street
Sparks, NV 89431
Attn: Gene McClelland

OrderID: *1206646*

Dear: Gene McClelland

This is to transmit the attached analytical report. The analytical data and information contained therein was generated using specified or selected methods contained in references, such as Standard Methods for the Examination of Water and Wastewater, 18th & 19th editions, Methods for Determination of Organic Compounds in Drinking Water, EPA-600/4-79-020, and Test Methods for Evaluation of Solid Waste, Physical/Chemical Methods (SW846) Third Edition.

The samples were received by WETLAB-Western Environmental Testing Laboratory in good condition on 6/28/2012. Additional comments are located on page 2 of this report.

If you should have any questions or comments regarding this report, please do not hesitate to call.

Sincerely,

Jennifer Delaney
QA Specialist

SPARKS
475 E. Greg Street, Suite 119
Sparks, Nevada 89431
tel (775) 355-0202
fax (775) 355-0817

ELKO
1084 Lamoille Hwy.
Elko, Nevada 89801
tel (775) 777-9933
fax (775) 777-9933

LAS VEGAS
3230 Polaris Ave., Suite 4
Las Vegas, Nevada 89102
tel (702) 475-8899
fax (702) 776-6152

Western Environmental Testing Laboratory
Report Comments

McClelland Laboratory - 1206646

General Comments

None

Specific Comments

Due to the sample matrix it was necessary to analyze the following at a dilution:
1206646-003 Vanadium
1206646-005 Iron
1206646-008 Iron
The reporting limits have been adjusted accordingly.

Data Qualifier Legend

B	-- Blank contamination; Analyte detected above the method reporting limit in an associated blank
HT	-- Sample held beyond the accepted holding time
J	-- The reported value is between the laboratory method detection limit and the laboratory practical quantitation limit
M	-- Reported value is estimated; The sample matrix interfered with the analysis
N	-- There was insufficient sample available to perform a spike and/or duplicate on this analytical batch.
NC	-- Not calculated due to matrix interference
Q	-- Reported value is estimated; The value failed to meet QC criteria for either precision or accuracy
SC	-- Spike recovery not calculated. Sample concentration >4X the spike amount; therefore, the spike could not be adequately recovered.

475 East Greg Street Suite #119
Sparks, NV 89431 (775) 355-0202
EPA Lab ID: NV00925 - ELAP No: 2523

1084 Lamoille Hwy
Elko, NV 89801 (775) 777-9933
EPA Lab ID: NV00926

3230 Polaris Ave #4
Las Vegas, NV 89102 (702) 475-8899
EPA Lab ID: NV00932

Western Environmental Testing Laboratory
Analytical Report

McClelland Laboratory
1016 Greg Street
Sparks, NV 89431
Attn: Gene McClelland
Phone: (775) 356-1300 **Fax:** (775) 356-8917
PO\Project: *3438*

Date Printed: 7/13/2012
OrderID: *1206646*

Customer Sample ID: F1 Tailings Wk:1
WETLAB Sample ID: 1206646-001

Collect Date/Time: 6/28/2012 09:00
Receive Date: 6/28/2012 15:00

PROFILE II

Parameter	Method	Results	Units	Reporting Limit	Date Analyzed
pH	SM 4500-H+ B	7.78	pH Units		6/28/2012
Bicarbonate (HCO3)	SM 2320B	130	mg/L	1.0	6/28/2012
Carbonate (CO3)	SM 2320B	<1.0	mg/L	1.0	6/28/2012
Hydroxide (OH)	SM 2320B	<1.0	mg/L	1.0	6/28/2012
Total Alkalinity	SM 2320B	110	mg/L as CaCO3	1.0	6/28/2012
Chloride	EPA 300.0	<1.00	mg/L	1.00	6/29/2012
Fluoride	EPA 300.0	1.8	mg/L	0.10	6/29/2012
Sulfate	EPA 300.0	33	mg/L	1.0	6/29/2012
Nitrate Nitrogen	EPA 300.0	<1.0	mg/L	1.0	6/29/2012
Nitrite Nitrogen	EPA 300.0	<0.025	mg/L	0.025	6/29/2012
Total Dissolved Solids (TDS)	SM 2540C	180	mg/L	10	7/2/2012
Aluminum	EPA 200.7	0.069	mg/L	0.045	7/5/2012
Barium	EPA 200.7	0.049	mg/L	0.010	7/5/2012
Beryllium	EPA 200.7	<0.0010	mg/L	0.0010	7/5/2012
Bismuth	EPA 200.7	<0.10	mg/L	0.10	7/5/2012
Boron	EPA 200.7	<0.10	mg/L	0.10	7/5/2012
Cadmium	EPA 200.7	<0.0010	mg/L	0.0010	7/5/2012
Calcium	EPA 200.7	23	mg/L	0.50	7/5/2012
Chromium	EPA 200.7	<0.0050	mg/L	0.0050	7/5/2012
Cobalt	EPA 200.7	<0.010	mg/L	0.010	7/5/2012
Copper	EPA 200.7	<0.050	mg/L	0.050	7/5/2012
Gallium	EPA 200.7	<0.10	mg/L	0.10	7/5/2012
Iron	EPA 200.7	0.027	mg/L	0.010	7/5/2012
Lithium	EPA 200.7	<0.10	mg/L	0.10	7/5/2012
Magnesium	EPA 200.7	5.3	mg/L	0.50	7/5/2012
Manganese	EPA 200.7	0.030	mg/L	0.0050	7/5/2012
Molybdenum	EPA 200.7	<0.010	mg/L	0.010	7/5/2012

475 East Greg Street Suite #119
Sparks, NV 89431 (775) 355-0202
EPA Lab ID: NV00925 - ELAP No: 2523

1084 Lamoille Hwy
Elko, NV 89801 (775) 777-9933
EPA Lab ID: NV00926

3230 Polaris Ave #4
Las Vegas, NV 89102 (702) 475-8899
EPA Lab ID: NV00932

Customer Sample ID: F1 Tailings Wk:1 **Collect Date/Time:** 6/28/2012 09:00
WETLAB Sample ID: 1206646-001 **Receive Date:** 6/28/2012 15:00

PROFILE II

Parameter	Method	Results	Units	Reporting Limit	Date Analyzed
Nickel	EPA 200.7	<0.010	mg/L	0.010	7/5/2012
Phosphorus	EPA 200.7	<0.50	mg/L	0.50	7/5/2012
Potassium	EPA 200.7	17	mg/L	0.50	7/5/2012
Scandium	EPA 200.7	<0.10	mg/L	0.10	7/5/2012
Silver	EPA 200.7	<0.0050	mg/L	0.0050	7/5/2012
Sodium	EPA 200.7	15	mg/L	0.50	7/5/2012
Strontium	EPA 200.7	0.24	mg/L	0.10	7/5/2012
Tin	EPA 200.7	<0.10	mg/L	0.10	7/5/2012
Titanium	EPA 200.7	<0.10	mg/L	0.10	7/5/2012
Vanadium	EPA 200.7	<0.010	mg/L	0.010	7/5/2012
Zinc	EPA 200.7	<0.010	mg/L	0.010	7/5/2012
Mercury	EPA 200.8	<0.00010	mg/L	0.00010	7/6/2012
Antimony	EPA 200.8	<0.0025	mg/L	0.0025	7/5/2012
Arsenic	EPA 200.8	<0.0050	mg/L	0.0050	7/5/2012
Lead	EPA 200.8	<0.0025	mg/L	0.0025	7/5/2012
Selenium	EPA 200.8	<0.0050	mg/L	0.0050	7/5/2012
Thallium	EPA 200.8	<0.0010	mg/L	0.0010	7/5/2012
Uranium	EPA 200.8	0.017	mg/L	0.0050	7/5/2012
Anions	Calculation	2.91	meq/L	0.10	
Cations	Calculation	2.68	meq/L	0.10	
Error	Calculation	4.1	%	1.0	

Customer Sample ID: F2 Tailings Wk:1 **Collect Date/Time:** 6/28/2012 09:00
WETLAB Sample ID: 1206646-002 **Receive Date:** 6/28/2012 15:00

PROFILE II

Parameter	Method	Results	Units	Reporting Limit	Date Analyzed
pH	SM 4500-H+ B	7.79	pH Units		6/28/2012
Bicarbonate (HCO3)	SM 2320B	120	mg/L	1.0	6/28/2012
Carbonate (CO3)	SM 2320B	<1.0	mg/L	1.0	6/28/2012
Hydroxide (OH)	SM 2320B	<1.0	mg/L	1.0	6/28/2012
Total Alkalinity	SM 2320B	98	mg/L as CaCO3	1.0	6/28/2012
Chloride	EPA 300.0	1.4	mg/L	1.00	6/29/2012
Fluoride	EPA 300.0	1.9	mg/L	0.10	6/29/2012
Sulfate	EPA 300.0	58	mg/L	1.0	6/29/2012
Nitrate Nitrogen	EPA 300.0	<1.0	mg/L	1.0	6/29/2012
Nitrite Nitrogen	EPA 300.0	<0.025	mg/L	0.025	6/29/2012
Total Dissolved Solids (TDS)	SM 2540C	200	mg/L	10	7/2/2012
Aluminum	EPA 200.7	0.083	mg/L	0.045	7/5/2012

475 East Greg Street Suite #119
Sparks, NV 89431 (775) 355-0202
EPA Lab ID: NV00925 - ELAP No: 2523

1084 Lamoille Hwy
Elko, NV 89801 (775) 777-9933
EPA Lab ID: NV00926

3230 Polaris Ave #4
Las Vegas, NV 89102 (702) 475-8899
EPA Lab ID: NV00932

Customer Sample ID: F2 Tailings Wk:1
WETLAB Sample ID: 1206646-002

Collect Date/Time: 6/28/2012 09:00
Receive Date: 6/28/2012 15:00

PROFILE II

Parameter	Method	Results	Units	Reporting Limit	Date Analyzed
Barium	EPA 200.7	0.013	mg/L	0.010	7/5/2012
Beryllium	EPA 200.7	<0.0010	mg/L	0.0010	7/5/2012
Bismuth	EPA 200.7	<0.10	mg/L	0.10	7/5/2012
Boron	EPA 200.7	<0.10	mg/L	0.10	7/5/2012
Cadmium	EPA 200.7	<0.0010	mg/L	0.0010	7/5/2012
Calcium	EPA 200.7	26	mg/L	0.50	7/5/2012
Chromium	EPA 200.7	<0.0050	mg/L	0.0050	7/5/2012
Cobalt	EPA 200.7	<0.010	mg/L	0.010	7/5/2012
Copper	EPA 200.7	<0.050	mg/L	0.050	7/5/2012
Gallium	EPA 200.7	<0.10	mg/L	0.10	7/5/2012
Iron	EPA 200.7	0.042	mg/L	0.010	7/5/2012
Lithium	EPA 200.7	<0.10	mg/L	0.10	7/5/2012
Magnesium	EPA 200.7	4.8	mg/L	0.50	7/5/2012
Manganese	EPA 200.7	0.0093	mg/L	0.0050	7/5/2012
Molybdenum	EPA 200.7	<0.010	mg/L	0.010	7/5/2012
Nickel	EPA 200.7	<0.010	mg/L	0.010	7/5/2012
Phosphorus	EPA 200.7	<0.50	mg/L	0.50	7/5/2012
Potassium	EPA 200.7	24	mg/L	0.50	7/5/2012
Scandium	EPA 200.7	<0.10	mg/L	0.10	7/5/2012
Silver	EPA 200.7	<0.0050	mg/L	0.0050	7/5/2012
Sodium	EPA 200.7	21	mg/L	0.50	7/5/2012
Strontium	EPA 200.7	0.24	mg/L	0.10	7/5/2012
Tin	EPA 200.7	<0.10	mg/L	0.10	7/5/2012
Titanium	EPA 200.7	<0.10	mg/L	0.10	7/5/2012
Vanadium	EPA 200.7	<0.010	mg/L	0.010	7/5/2012
Zinc	EPA 200.7	<0.010	mg/L	0.010	7/5/2012
Mercury	EPA 200.8	0.00021	mg/L	0.00010	7/6/2012
Antimony	EPA 200.8	<0.0025	mg/L	0.0025	7/5/2012
Arsenic	EPA 200.8	<0.0050	mg/L	0.0050	7/5/2012
Lead	EPA 200.8	<0.0025	mg/L	0.0025	7/5/2012
Selenium	EPA 200.8	<0.0050	mg/L	0.0050	7/5/2012
Thallium	EPA 200.8	<0.0010	mg/L	0.0010	7/5/2012
Uranium	EPA 200.8	0.025	mg/L	0.0050	7/5/2012
Anions	Calculation	3.31	meq/L	0.10	
Cations	Calculation	3.23	meq/L	0.10	
Error	Calculation	1.3	%	1.0	

475 East Greg Street Suite #119
Sparks, NV 89431 (775) 355-0202
EPA Lab ID: NV00925 - ELAP No: 2523

1084 Lamoille Hwy
Elko, NV 89801 (775) 777-9933
EPA Lab ID: NV00926

3230 Polaris Ave #4
Las Vegas, NV 89102 (702) 475-8899
EPA Lab ID: NV00932

Customer Sample ID: F3 Tailings Wk:1
WETLAB Sample ID: 1206646-003

Collect Date/Time: 6/28/2012 09:00
Receive Date: 6/28/2012 15:00

PROFILE II

Parameter	Method	Results	Units	Reporting Limit	Date Analyzed
pH	SM 4500-H+ B	8.03	pH Units		6/28/2012
Bicarbonate (HCO3)	SM 2320B	140	mg/L	1.0	6/28/2012
Carbonate (CO3)	SM 2320B	<1.0	mg/L	1.0	6/28/2012
Hydroxide (OH)	SM 2320B	<1.0	mg/L	1.0	6/28/2012
Total Alkalinity	SM 2320B	120	mg/L as CaCO3	1.0	6/28/2012
Chloride	EPA 300.0	1.0	mg/L	1.00	6/29/2012
Fluoride	EPA 300.0	2.2	mg/L	0.10	6/29/2012
Sulfate	EPA 300.0	52	mg/L	1.0	6/29/2012
Nitrate Nitrogen	EPA 300.0	<1.0	mg/L	1.0	6/29/2012
Nitrite Nitrogen	EPA 300.0	<0.025	mg/L	0.025	6/29/2012
Total Dissolved Solids (TDS)	SM 2540C	210	mg/L	10	7/2/2012
Aluminum	EPA 200.7	<0.045	mg/L	0.045	7/5/2012
Barium	EPA 200.7	0.082	mg/L	0.010	7/5/2012
Beryllium	EPA 200.7	<0.0010	mg/L	0.0010	7/5/2012
Bismuth	EPA 200.7	<0.10	mg/L	0.10	7/5/2012
Boron	EPA 200.7	<0.10	mg/L	0.10	7/5/2012
Cadmium	EPA 200.7	<0.0010	mg/L	0.0010	7/5/2012
Calcium	EPA 200.7	27	mg/L	0.50	7/5/2012
Chromium	EPA 200.7	<0.0050	mg/L	0.0050	7/5/2012
Cobalt	EPA 200.7	<0.010	mg/L	0.010	7/5/2012
Copper	EPA 200.7	<0.050	mg/L	0.050	7/5/2012
Gallium	EPA 200.7	<0.10	mg/L	0.10	7/5/2012
Iron	EPA 200.7	<0.010	mg/L	0.010	7/5/2012
Lithium	EPA 200.7	<0.10	mg/L	0.10	7/5/2012
Magnesium	EPA 200.7	7.7	mg/L	0.50	7/5/2012
Manganese	EPA 200.7	0.011	mg/L	0.0050	7/5/2012
Molybdenum	EPA 200.7	0.13	mg/L	0.010	7/5/2012
Nickel	EPA 200.7	<0.010	mg/L	0.010	7/5/2012
Phosphorus	EPA 200.7	<0.50	mg/L	0.50	7/5/2012
Potassium	EPA 200.7	23	mg/L	0.50	7/5/2012
Scandium	EPA 200.7	<0.10	mg/L	0.10	7/5/2012
Silver	EPA 200.7	<0.0050	mg/L	0.0050	7/5/2012
Sodium	EPA 200.7	20	mg/L	0.50	7/5/2012
Strontium	EPA 200.7	1.0	mg/L	0.10	7/5/2012
Tin	EPA 200.7	<0.10	mg/L	0.10	7/5/2012
Titanium	EPA 200.7	<0.10	mg/L	0.10	7/5/2012
Vanadium	EPA 200.7	<0.050	mg/L	0.050	7/6/2012
Zinc	EPA 200.7	<0.010	mg/L	0.010	7/5/2012

475 East Greg Street Suite #119
Sparks, NV 89431 (775) 355-0202
EPA Lab ID: NV00925 - ELAP No: 2523

1084 Lamoille Hwy
Elko, NV 89801 (775) 777-9933
EPA Lab ID: NV00926

3230 Polaris Ave #4
Las Vegas, NV 89102 (702) 475-8899
EPA Lab ID: NV00932

Customer Sample ID: F3 Tailings Wk:1
WETLAB Sample ID: 1206646-003
Collect Date/Time: 6/28/2012 09:00
Receive Date: 6/28/2012 15:00

PROFILE II

Parameter	Method	Results	Units	Reporting Limit	Date Analyzed
Mercury	EPA 200.8	<0.00010	mg/L	0.00010	7/6/2012
Antimony	EPA 200.8	<0.0025	mg/L	0.0025	7/5/2012
Arsenic	EPA 200.8	<0.0050	mg/L	0.0050	7/5/2012
Lead	EPA 200.8	<0.0025	mg/L	0.0025	7/5/2012
Selenium	EPA 200.8	<0.0050	mg/L	0.0050	7/5/2012
Thallium	EPA 200.8	<0.0010	mg/L	0.0010	7/5/2012
Uranium	EPA 200.8	0.11	mg/L	0.0050	7/5/2012
Anions	Calculation	3.52	meq/L	0.10	
Cations	Calculation	3.44	meq/L	0.10	
Error	Calculation	1.2	%	1.0	

Customer Sample ID: F4 Tailings Wk:1
WETLAB Sample ID: 1206646-004
Collect Date/Time: 6/28/2012 09:00
Receive Date: 6/28/2012 15:00

PROFILE II

Parameter	Method	Results	Units	Reporting Limit	Date Analyzed
pH	SM 4500-H+ B	8.05	pH Units		6/28/2012
Bicarbonate (HCO3)	SM 2320B	180	mg/L	1.0	6/28/2012
Carbonate (CO3)	SM 2320B	<1.0	mg/L	1.0	6/28/2012
Hydroxide (OH)	SM 2320B	<1.0	mg/L	1.0	6/28/2012
Total Alkalinity	SM 2320B	150	mg/L as CaCO3	1.0	6/28/2012
Chloride	EPA 300.0	2.4	mg/L	1.00	6/29/2012
Fluoride	EPA 300.0	3.2	mg/L	0.10	6/29/2012
Sulfate	EPA 300.0	55	mg/L	1.0	6/29/2012
Nitrate Nitrogen	EPA 300.0	<1.0	mg/L	1.0	6/29/2012
Nitrite Nitrogen	EPA 300.0	<0.025	mg/L	0.025	6/29/2012
Total Dissolved Solids (TDS)	SM 2540C	250	mg/L	10	7/2/2012
Aluminum	EPA 200.7	<0.045	mg/L	0.045	7/5/2012
Barium	EPA 200.7	0.032	mg/L	0.010	7/5/2012
Beryllium	EPA 200.7	<0.0010	mg/L	0.0010	7/5/2012
Bismuth	EPA 200.7	<0.10	mg/L	0.10	7/5/2012
Boron	EPA 200.7	<0.10	mg/L	0.10	7/5/2012
Cadmium	EPA 200.7	<0.0010	mg/L	0.0010	7/5/2012
Calcium	EPA 200.7	25	mg/L	0.50	7/5/2012
Chromium	EPA 200.7	<0.0050	mg/L	0.0050	7/5/2012
Cobalt	EPA 200.7	<0.010	mg/L	0.010	7/5/2012
Copper	EPA 200.7	<0.050	mg/L	0.050	7/5/2012
Gallium	EPA 200.7	<0.10	mg/L	0.10	7/5/2012
Iron	EPA 200.7	<0.010	mg/L	0.010	7/5/2012

475 East Greg Street Suite #119
Sparks, NV 89431 (775) 355-0202
EPA Lab ID: NV00925 - ELAP No: 2523

1084 Lamoille Hwy
Elko, NV 89801 (775) 777-9933
EPA Lab ID: NV00926

3230 Polaris Ave #4
Las Vegas, NV 89102 (702) 475-8899
EPA Lab ID: NV00932

Customer Sample ID: F4 Tailings Wk:1 **Collect Date/Time:** 6/28/2012 09:00
WETLAB Sample ID: 1206646-004 **Receive Date:** 6/28/2012 15:00

PROFILE II

Parameter	Method	Results	Units	Reporting Limit	Date Analyzed
Lithium	EPA 200.7	<0.10	mg/L	0.10	7/5/2012
Magnesium	EPA 200.7	8.2	mg/L	0.50	7/5/2012
Manganese	EPA 200.7	0.028	mg/L	0.0050	7/5/2012
Molybdenum	EPA 200.7	0.019	mg/L	0.010	7/5/2012
Nickel	EPA 200.7	<0.010	mg/L	0.010	7/5/2012
Phosphorus	EPA 200.7	<0.50	mg/L	0.50	7/5/2012
Potassium	EPA 200.7	42	mg/L	0.50	7/5/2012
Scandium	EPA 200.7	<0.10	mg/L	0.10	7/5/2012
Silver	EPA 200.7	<0.0050	mg/L	0.0050	7/5/2012
Sodium	EPA 200.7	24	mg/L	0.50	7/5/2012
Strontium	EPA 200.7	0.61	mg/L	0.10	7/5/2012
Tin	EPA 200.7	<0.10	mg/L	0.10	7/5/2012
Titanium	EPA 200.7	<0.10	mg/L	0.10	7/5/2012
Vanadium	EPA 200.7	0.012	mg/L	0.010	7/5/2012
Zinc	EPA 200.7	<0.010	mg/L	0.010	7/5/2012
Mercury	EPA 200.8	<0.00010	mg/L	0.00010	7/6/2012
Antimony	EPA 200.8	<0.0025	mg/L	0.0025	7/5/2012
Arsenic	EPA 200.8	<0.0050	mg/L	0.0050	7/5/2012
Lead	EPA 200.8	<0.0025	mg/L	0.0025	7/5/2012
Selenium	EPA 200.8	<0.0050	mg/L	0.0050	7/5/2012
Thallium	EPA 200.8	<0.0010	mg/L	0.0010	7/5/2012
Uranium	EPA 200.8	0.028	mg/L	0.0050	7/5/2012
Anions	Calculation	4.33	meq/L	0.10	
Cations	Calculation	4.04	meq/L	0.10	
Error	Calculation	3.5	%	1.0	

Customer Sample ID: F5 Tailings Wk:1 **Collect Date/Time:** 6/28/2012 09:00
WETLAB Sample ID: 1206646-005 **Receive Date:** 6/28/2012 15:00

PROFILE II

Parameter	Method	Results	Units	Reporting Limit	Date Analyzed
pH	SM 4500-H+ B	8.11	pH Units		6/28/2012
Bicarbonate (HCO3)	SM 2320B	160	mg/L	1.0	6/28/2012
Carbonate (CO3)	SM 2320B	<1.0	mg/L	1.0	6/28/2012
Hydroxide (OH)	SM 2320B	<1.0	mg/L	1.0	6/28/2012
Total Alkalinity	SM 2320B	130	mg/L as CaCO3	1.0	6/28/2012
Chloride	EPA 300.0	<1.00	mg/L	1.00	6/29/2012
Fluoride	EPA 300.0	2.5	mg/L	0.10	6/29/2012
Sulfate	EPA 300.0	40	mg/L	1.0	6/29/2012

475 East Greg Street Suite #119
Sparks, NV 89431 (775) 355-0202
EPA Lab ID: NV00925 - ELAP No: 2523

1084 Lamoille Hwy
Elko, NV 89801 (775) 777-9933
EPA Lab ID: NV00926

3230 Polaris Ave #4
Las Vegas, NV 89102 (702) 475-8899
EPA Lab ID: NV00932

Customer Sample ID: F5 Tailings Wk:1 **Collect Date/Time:** 6/28/2012 09:00

WETLAB Sample ID: 1206646-005 **Receive Date:** 6/28/2012 15:00

PROFILE II

Parameter	Method	Results	Units	Reporting Limit	Date Analyzed
Nitrate Nitrogen	EPA 300.0	<1.0	mg/L	1.0	6/29/2012
Nitrite Nitrogen	EPA 300.0	<0.025	mg/L	0.025	6/29/2012
Total Dissolved Solids (TDS)	SM 2540C	200	mg/L	10	7/2/2012
Aluminum	EPA 200.7	<0.045	mg/L	0.045	7/5/2012
Barium	EPA 200.7	0.062	mg/L	0.010	7/5/2012
Beryllium	EPA 200.7	<0.0010	mg/L	0.0010	7/5/2012
Bismuth	EPA 200.7	<0.10	mg/L	0.10	7/5/2012
Boron	EPA 200.7	<0.10	mg/L	0.10	7/5/2012
Cadmium	EPA 200.7	<0.0010	mg/L	0.0010	7/5/2012
Calcium	EPA 200.7	20	mg/L	0.50	7/5/2012
Chromium	EPA 200.7	<0.0050	mg/L	0.0050	7/5/2012
Cobalt	EPA 200.7	<0.010	mg/L	0.010	7/5/2012
Copper	EPA 200.7	<0.050	mg/L	0.050	7/5/2012
Gallium	EPA 200.7	<0.10	mg/L	0.10	7/5/2012
Iron	EPA 200.7	<0.050	mg/L	0.050	7/6/2012
Lithium	EPA 200.7	<0.10	mg/L	0.10	7/5/2012
Magnesium	EPA 200.7	5.2	mg/L	0.50	7/5/2012
Manganese	EPA 200.7	<0.0050	mg/L	0.0050	7/5/2012
Molybdenum	EPA 200.7	0.099	mg/L	0.010	7/5/2012
Nickel	EPA 200.7	<0.010	mg/L	0.010	7/5/2012
Phosphorus	EPA 200.7	<0.50	mg/L	0.50	7/5/2012
Potassium	EPA 200.7	27	mg/L	0.50	7/5/2012
Scandium	EPA 200.7	<0.10	mg/L	0.10	7/5/2012
Silver	EPA 200.7	<0.0050	mg/L	0.0050	7/5/2012
Sodium	EPA 200.7	30	mg/L	0.50	7/5/2012
Strontium	EPA 200.7	0.71	mg/L	0.10	7/5/2012
Tin	EPA 200.7	<0.10	mg/L	0.10	7/5/2012
Titanium	EPA 200.7	<0.10	mg/L	0.10	7/5/2012
Vanadium	EPA 200.7	<0.010	mg/L	0.010	7/5/2012
Zinc	EPA 200.7	<0.010	mg/L	0.010	7/5/2012
Mercury	EPA 200.8	0.00016	mg/L	0.00010	7/6/2012
Antimony	EPA 200.8	<0.0025	mg/L	0.0025	7/5/2012
Arsenic	EPA 200.8	<0.0050	mg/L	0.0050	7/5/2012
Lead	EPA 200.8	<0.0025	mg/L	0.0025	7/5/2012
Selenium	EPA 200.8	<0.0050	mg/L	0.0050	7/5/2012
Thallium	EPA 200.8	<0.0010	mg/L	0.0010	7/5/2012
Uranium	EPA 200.8	0.041	mg/L	0.0050	7/5/2012
Anions	Calculation	3.59	meq/L	0.10	

475 East Greg Street Suite #119
Sparks, NV 89431 (775) 355-0202
EPA Lab ID: NV00925 - ELAP No: 2523

1084 Lamoille Hwy
Elko, NV 89801 (775) 777-9933
EPA Lab ID: NV00926

3230 Polaris Ave #4
Las Vegas, NV 89102 (702) 475-8899
EPA Lab ID: NV00932

Customer Sample ID: F5 Tailings Wk:1 **Collect Date/Time:** 6/28/2012 09:00
WETLAB Sample ID: 1206646-005 **Receive Date:** 6/28/2012 15:00

PROFILE II

Parameter	Method	Results	Units	Reporting Limit	Date Analyzed
Cations	Calculation	3.42	meq/L	0.10	
Error	Calculation	2.4	%	1.0	

Customer Sample ID: Biotite Breccia 5+ Comp Wk:1 **Collect Date/Time:** 6/28/2012 09:00
WETLAB Sample ID: 1206646-006 **Receive Date:** 6/28/2012 15:00

PROFILE II

Parameter	Method	Results	Units	Reporting Limit	Date Analyzed
pH	SM 4500-H+ B	7.76	pH Units		6/28/2012
Bicarbonate (HCO3)	SM 2320B	110	mg/L	1.0	6/28/2012
Carbonate (CO3)	SM 2320B	<1.0	mg/L	1.0	6/28/2012
Hydroxide (OH)	SM 2320B	<1.0	mg/L	1.0	6/28/2012
Total Alkalinity	SM 2320B	90	mg/L as CaCO3	1.0	6/28/2012
Chloride	EPA 300.0	6.4	mg/L	1.00	6/29/2012
Fluoride	EPA 300.0	1.9	mg/L	0.10	6/29/2012
Sulfate	EPA 300.0	72	mg/L	1.0	6/29/2012
Nitrate Nitrogen	EPA 300.0	<1.0	mg/L	1.0	6/29/2012
Nitrite Nitrogen	EPA 300.0	<0.025	mg/L	0.025	6/29/2012
Total Dissolved Solids (TDS)	SM 2540C	220	mg/L	10	7/2/2012
Aluminum	EPA 200.7	<0.045	mg/L	0.045	7/5/2012
Barium	EPA 200.7	0.016	mg/L	0.010	7/5/2012
Beryllium	EPA 200.7	<0.0010	mg/L	0.0010	7/5/2012
Bismuth	EPA 200.7	<0.10	mg/L	0.10	7/5/2012
Boron	EPA 200.7	<0.10	mg/L	0.10	7/5/2012
Cadmium	EPA 200.7	<0.0010	mg/L	0.0010	7/5/2012
Calcium	EPA 200.7	31	mg/L	0.50	7/5/2012
Chromium	EPA 200.7	<0.0050	mg/L	0.0050	7/5/2012
Cobalt	EPA 200.7	<0.010	mg/L	0.010	7/5/2012
Copper	EPA 200.7	<0.050	mg/L	0.050	7/5/2012
Gallium	EPA 200.7	<0.10	mg/L	0.10	7/5/2012
Iron	EPA 200.7	0.014	mg/L	0.010	7/5/2012
Lithium	EPA 200.7	<0.10	mg/L	0.10	7/5/2012
Magnesium	EPA 200.7	4.7	mg/L	0.50	7/5/2012
Manganese	EPA 200.7	0.031	mg/L	0.0050	7/5/2012
Molybdenum	EPA 200.7	0.14	mg/L	0.010	7/5/2012
Nickel	EPA 200.7	<0.010	mg/L	0.010	7/5/2012
Phosphorus	EPA 200.7	<0.50	mg/L	0.50	7/5/2012
Potassium	EPA 200.7	17	mg/L	0.50	7/5/2012
Scandium	EPA 200.7	<0.10	mg/L	0.10	7/5/2012

475 East Greg Street Suite #119
Sparks, NV 89431 (775) 355-0202
EPA Lab ID: NV00925 - ELAP No: 2523

1084 Lamoille Hwy
Elko, NV 89801 (775) 777-9933
EPA Lab ID: NV00926

3230 Polaris Ave #4
Las Vegas, NV 89102 (702) 475-8899
EPA Lab ID: NV00932

Customer Sample ID: Biotite Breccia 5+ Comp Wk:1 **Collect Date/Time:** 6/28/2012 09:00
WETLAB Sample ID: 1206646-006 **Receive Date:** 6/28/2012 15:00

PROFILE II

Parameter	Method	Results	Units	Reporting Limit	Date Analyzed
Silver	EPA 200.7	<0.0050	mg/L	0.0050	7/5/2012
Sodium	EPA 200.7	29	mg/L	0.50	7/5/2012
Strontium	EPA 200.7	0.51	mg/L	0.10	7/5/2012
Tin	EPA 200.7	<0.10	mg/L	0.10	7/5/2012
Titanium	EPA 200.7	<0.10	mg/L	0.10	7/5/2012
Vanadium	EPA 200.7	<0.010	mg/L	0.010	7/5/2012
Zinc	EPA 200.7	<0.010	mg/L	0.010	7/5/2012
Mercury	EPA 200.8	<0.00010	mg/L	0.00010	7/6/2012
Antimony	EPA 200.8	<0.0025	mg/L	0.0025	7/5/2012
Arsenic	EPA 200.8	<0.0050	mg/L	0.0050	7/5/2012
Lead	EPA 200.8	<0.0025	mg/L	0.0025	7/5/2012
Selenium	EPA 200.8	<0.0050	mg/L	0.0050	7/5/2012
Thallium	EPA 200.8	<0.0010	mg/L	0.0010	7/5/2012
Uranium	EPA 200.8	0.039	mg/L	0.0050	7/5/2012
Anions	Calculation	3.58	meq/L	0.10	
Cations	Calculation	3.63	meq/L	0.10	
Error	Calculation	<1.0	%	1.0	

Customer Sample ID: K-Spar Breccia 5+ Comp Wk:1 **Collect Date/Time:** 6/28/2012 09:00
WETLAB Sample ID: 1206646-007 **Receive Date:** 6/28/2012 15:00

PROFILE II

Parameter	Method	Results	Units	Reporting Limit	Date Analyzed
pH	SM 4500-H+ B	7.75	pH Units		6/28/2012
Bicarbonate (HCO3)	SM 2320B	110	mg/L	1.0	6/28/2012
Carbonate (CO3)	SM 2320B	<1.0	mg/L	1.0	6/28/2012
Hydroxide (OH)	SM 2320B	<1.0	mg/L	1.0	6/28/2012
Total Alkalinity	SM 2320B	88	mg/L as CaCO3	1.0	6/28/2012
Chloride	EPA 300.0	8.5	mg/L	1.00	6/29/2012
Fluoride	EPA 300.0	1.7	mg/L	0.10	6/29/2012
Sulfate	EPA 300.0	110	mg/L	1.0	6/29/2012
Nitrate Nitrogen	EPA 300.0	<1.0	mg/L	1.0	6/29/2012
Nitrite Nitrogen	EPA 300.0	<0.025	mg/L	0.025	6/29/2012
Total Dissolved Solids (TDS)	SM 2540C	310	mg/L	10	7/2/2012
Aluminum	EPA 200.7	<0.045	mg/L	0.045	7/5/2012
Barium	EPA 200.7	0.091	mg/L	0.010	7/5/2012
Beryllium	EPA 200.7	<0.0010	mg/L	0.0010	7/5/2012
Bismuth	EPA 200.7	<0.10	mg/L	0.10	7/5/2012
Boron	EPA 200.7	<0.10	mg/L	0.10	7/5/2012

475 East Greg Street Suite #119
Sparks, NV 89431 (775) 355-0202
EPA Lab ID: NV00925 - ELAP No: 2523

1084 Lamoille Hwy
Elko, NV 89801 (775) 777-9933
EPA Lab ID: NV00926

3230 Polaris Ave #4
Las Vegas, NV 89102 (702) 475-8899
EPA Lab ID: NV00932

Customer Sample ID: K-Spar Breccia 5+ Comp Wk:1 **Collect Date/Time:** 6/28/2012 09:00
WETLAB Sample ID: 1206646-007 **Receive Date:** 6/28/2012 15:00

PROFILE II

Parameter	Method	Results	Units	Reporting Limit	Date Analyzed
Cadmium	EPA 200.7	<0.0010	mg/L	0.0010	7/5/2012
Calcium	EPA 200.7	44	mg/L	0.50	7/5/2012
Chromium	EPA 200.7	<0.0050	mg/L	0.0050	7/5/2012
Cobalt	EPA 200.7	<0.010	mg/L	0.010	7/5/2012
Copper	EPA 200.7	<0.050	mg/L	0.050	7/5/2012
Gallium	EPA 200.7	<0.10	mg/L	0.10	7/5/2012
Iron	EPA 200.7	<0.010	mg/L	0.010	7/5/2012
Lithium	EPA 200.7	<0.10	mg/L	0.10	7/5/2012
Magnesium	EPA 200.7	6.6	mg/L	0.50	7/5/2012
Manganese	EPA 200.7	0.040	mg/L	0.0050	7/5/2012
Molybdenum	EPA 200.7	0.098	mg/L	0.010	7/5/2012
Nickel	EPA 200.7	<0.010	mg/L	0.010	7/5/2012
Phosphorus	EPA 200.7	<0.50	mg/L	0.50	7/5/2012
Potassium	EPA 200.7	16	mg/L	0.50	7/5/2012
Scandium	EPA 200.7	<0.10	mg/L	0.10	7/5/2012
Silver	EPA 200.7	<0.0050	mg/L	0.0050	7/5/2012
Sodium	EPA 200.7	33	mg/L	0.50	7/5/2012
Strontium	EPA 200.7	0.92	mg/L	0.10	7/5/2012
Tin	EPA 200.7	<0.10	mg/L	0.10	7/5/2012
Titanium	EPA 200.7	<0.10	mg/L	0.10	7/5/2012
Vanadium	EPA 200.7	<0.010	mg/L	0.010	7/5/2012
Zinc	EPA 200.7	<0.010	mg/L	0.010	7/5/2012
Mercury	EPA 200.8	<0.00010	mg/L	0.00010	7/6/2012
Antimony	EPA 200.8	<0.0025	mg/L	0.0025	7/5/2012
Arsenic	EPA 200.8	<0.0050	mg/L	0.0050	7/5/2012
Lead	EPA 200.8	<0.0025	mg/L	0.0025	7/5/2012
Selenium	EPA 200.8	<0.0050	mg/L	0.0050	7/5/2012
Thallium	EPA 200.8	<0.0010	mg/L	0.0010	7/5/2012
Uranium	EPA 200.8	0.046	mg/L	0.0050	7/5/2012
Anions	Calculation	4.42	meq/L	0.10	
Cations	Calculation	4.58	meq/L	0.10	
Error	Calculation	1.8	%	1.0	

Customer Sample ID: Quartz Monzonite 5+ Comp Wk:1 **Collect Date/Time:** 6/28/2012 09:00
WETLAB Sample ID: 1206646-008 **Receive Date:** 6/28/2012 15:00

PROFILE II

Parameter	Method	Results	Units	Reporting Limit	Date Analyzed
pH	SM 4500-H+ B	7.76	pH Units		6/28/2012

475 East Greg Street Suite #119
Sparks, NV 89431 (775) 355-0202
EPA Lab ID: NV00925 - ELAP No: 2523

1084 Lamoille Hwy
Elko, NV 89801 (775) 777-9933
EPA Lab ID: NV00926

3230 Polaris Ave #4
Las Vegas, NV 89102 (702) 475-8899
EPA Lab ID: NV00932

Customer Sample ID: Quartz Monzonite 5+ Comp Wk:1 **Collect Date/Time:** 6/28/2012 09:00

WETLAB Sample ID: 1206646-008 **Receive Date:** 6/28/2012 15:00

PROFILE II

Parameter	Method	Results	Units	Reporting Limit	Date Analyzed
Bicarbonate (HCO3)	SM 2320B	100	mg/L	1.0	6/28/2012
Carbonate (CO3)	SM 2320B	<1.0	mg/L	1.0	6/28/2012
Hydroxide (OH)	SM 2320B	<1.0	mg/L	1.0	6/28/2012
Total Alkalinity	SM 2320B	84	mg/L as CaCO3	1.0	6/28/2012
Chloride	EPA 300.0	7.2	mg/L	1.00	6/29/2012
Fluoride	EPA 300.0	1.5	mg/L	0.10	6/29/2012
Sulfate	EPA 300.0	83	mg/L	1.0	6/29/2012
Nitrate Nitrogen	EPA 300.0	<1.0	mg/L	1.0	6/29/2012
Nitrite Nitrogen	EPA 300.0	<0.025	mg/L	0.025	6/29/2012
Total Dissolved Solids (TDS)	SM 2540C	260	mg/L	10	7/2/2012
Aluminum	EPA 200.7	<0.045	mg/L	0.045	7/5/2012
Barium	EPA 200.7	0.022	mg/L	0.010	7/5/2012
Beryllium	EPA 200.7	<0.0010	mg/L	0.0010	7/5/2012
Bismuth	EPA 200.7	<0.10	mg/L	0.10	7/5/2012
Boron	EPA 200.7	<0.10	mg/L	0.10	7/5/2012
Cadmium	EPA 200.7	<0.0010	mg/L	0.0010	7/5/2012
Calcium	EPA 200.7	32	mg/L	0.50	7/5/2012
Chromium	EPA 200.7	<0.0050	mg/L	0.0050	7/5/2012
Cobalt	EPA 200.7	<0.010	mg/L	0.010	7/5/2012
Copper	EPA 200.7	<0.050	mg/L	0.050	7/5/2012
Gallium	EPA 200.7	<0.10	mg/L	0.10	7/5/2012
Iron	EPA 200.7	<0.050	mg/L	0.050	7/6/2012
Lithium	EPA 200.7	<0.10	mg/L	0.10	7/5/2012
Magnesium	EPA 200.7	4.3	mg/L	0.50	7/5/2012
Manganese	EPA 200.7	0.025	mg/L	0.0050	7/5/2012
Molybdenum	EPA 200.7	0.11	mg/L	0.010	7/5/2012
Nickel	EPA 200.7	<0.010	mg/L	0.010	7/5/2012
Phosphorus	EPA 200.7	<0.50	mg/L	0.50	7/5/2012
Potassium	EPA 200.7	15	mg/L	0.50	7/5/2012
Scandium	EPA 200.7	<0.10	mg/L	0.10	7/5/2012
Silver	EPA 200.7	<0.0050	mg/L	0.0050	7/5/2012
Sodium	EPA 200.7	30	mg/L	0.50	7/5/2012
Strontium	EPA 200.7	0.55	mg/L	0.10	7/5/2012
Tin	EPA 200.7	<0.10	mg/L	0.10	7/5/2012
Titanium	EPA 200.7	<0.10	mg/L	0.10	7/5/2012
Vanadium	EPA 200.7	<0.010	mg/L	0.010	7/5/2012
Zinc	EPA 200.7	<0.010	mg/L	0.010	7/5/2012
Mercury	EPA 200.8	<0.00010	mg/L	0.00010	7/6/2012

475 East Greg Street Suite #119
Sparks, NV 89431 (775) 355-0202
EPA Lab ID: NV00925 - ELAP No: 2523

1084 Lamoille Hwy
Elko, NV 89801 (775) 777-9933
EPA Lab ID: NV00926

3230 Polaris Ave #4
Las Vegas, NV 89102 (702) 475-8899
EPA Lab ID: NV00932

Customer Sample ID: Quartz Monzonite 5+ Comp Wk:1 **Collect Date/Time:** 6/28/2012 09:00

WETLAB Sample ID: 1206646-008 **Receive Date:** 6/28/2012 15:00

PROFILE II

Parameter	Method	Results	Units	Reporting Limit	Date Analyzed
Antimony	EPA 200.8	<0.0025	mg/L	0.0025	7/5/2012
Arsenic	EPA 200.8	<0.0050	mg/L	0.0050	7/5/2012
Lead	EPA 200.8	<0.0025	mg/L	0.0025	7/5/2012
Selenium	EPA 200.8	<0.0050	mg/L	0.0050	7/5/2012
Thallium	EPA 200.8	<0.0010	mg/L	0.0010	7/5/2012
Uranium	EPA 200.8	0.039	mg/L	0.0050	7/5/2012
Anions	Calculation	3.65	meq/L	0.10	
Cations	Calculation	3.64	meq/L	0.10	
Error	Calculation	<1.0	%	1.0	

475 East Greg Street Suite #119
Sparks, NV 89431 (775) 355-0202
EPA Lab ID: NV00925 - ELAP No: 2523

1084 Lamoille Hwy
Elko, NV 89801 (775) 777-9933
EPA Lab ID: NV00926

3230 Polaris Ave #4
Las Vegas, NV 89102 (702) 475-8899
EPA Lab ID: NV00932

Western Environmental Testing Laboratory
QC Report

QCBatchID	QCType	Parameter	Method	Result	Units
QC12070030	Blank 1	Fluoride	EPA 300.0	<0.10	mg/L
QC12070030	Blank 2	Fluoride	EPA 300.0	<0.10	mg/L
QC12070030	Blank 3	Fluoride	EPA 300.0	<0.10	mg/L
QC12070034	Blank 1	Chloride	EPA 300.0	<1.0	mg/L
QC12070034	Blank 2	Chloride	EPA 300.0	<1.0	mg/L
QC12070034	Blank 3	Chloride	EPA 300.0	<1.0	mg/L
QC12070038	Blank 1	Nitrite Nitrogen	EPA 300.0	<0.025	mg/L
QC12070038	Blank 2	Nitrite Nitrogen	EPA 300.0	<0.025	mg/L
QC12070038	Blank 3	Nitrite Nitrogen	EPA 300.0	<0.025	mg/L
QC12070040	Blank 1	Nitrate Nitrogen	EPA 300.0	<1.0	mg/L
QC12070040	Blank 2	Nitrate Nitrogen	EPA 300.0	<1.0	mg/L
QC12070040	Blank 3	Nitrate Nitrogen	EPA 300.0	<1.0	mg/L
QC12070043	Blank 1	Sulfate	EPA 300.0	<1.0	mg/L
QC12070043	Blank 2	Sulfate	EPA 300.0	<1.0	mg/L
QC12070043	Blank 3	Sulfate	EPA 300.0	<1.0	mg/L
QC12070170	Blank 1	Total Dissolved Solids (TDS)	SM 2540C	<10	mg/L
QC12070170	Blank 2	Total Dissolved Solids (TDS)	SM 2540C	<10	mg/L
QC12070170	Blank 3	Total Dissolved Solids (TDS)	SM 2540C	<10	mg/L
QC12070189	Blank 1	Aluminum	EPA 200.7	<0.045	mg/L
		Barium	EPA 200.7	<0.010	mg/L
		Beryllium	EPA 200.7	<0.0010	mg/L
		Bismuth	EPA 200.7	<0.10	mg/L
		Boron	EPA 200.7	<0.10	mg/L
		Cadmium	EPA 200.7	<0.0010	mg/L
		Calcium	EPA 200.7	<0.50	mg/L
		Chromium	EPA 200.7	<0.0050	mg/L
		Cobalt	EPA 200.7	<0.010	mg/L
		Copper	EPA 200.7	<0.050	mg/L
		Gallium	EPA 200.7	<0.10	mg/L
		Iron	EPA 200.7	<0.010	mg/L
		Lithium	EPA 200.7	<0.10	mg/L
		Magnesium	EPA 200.7	<0.50	mg/L
		Manganese	EPA 200.7	<0.0050	mg/L
		Molybdenum	EPA 200.7	<0.010	mg/L
		Nickel	EPA 200.7	<0.010	mg/L
		Phosphorus	EPA 200.7	<0.50	mg/L
		Potassium	EPA 200.7	<0.50	mg/L
		Scandium	EPA 200.7	<0.10	mg/L
		Silver	EPA 200.7	<0.0050	mg/L
		Sodium	EPA 200.7	<0.50	mg/L
		Strontium	EPA 200.7	<0.10	mg/L
		Tin	EPA 200.7	<0.10	mg/L
		Titanium	EPA 200.7	<0.10	mg/L
		Vanadium	EPA 200.7	<0.010	mg/L
		Zinc	EPA 200.7	<0.010	mg/L
QC12070197	Blank 1	Mercury	EPA 200.8	<0.00010	mg/L
		Antimony	EPA 200.8	<0.0025	mg/L

475 East Greg Street Suite #119
Sparks, NV 89431 (775) 355-0202
EPA Lab ID: NV00925 - ELAP No: 2523

1084 Lamoille Hwy
Elko, NV 89801 (775) 777-9933
EPA Lab ID: NV00926

3230 Polaris Ave #4
Las Vegas, NV 89102 (702) 475-8899
EPA Lab ID: NV00932

QCBatchID	QCType	Parameter	Method	Result	Units
		Arsenic	EPA 200.8	<0.0050	mg/L
		Lead	EPA 200.8	<0.0025	mg/L
		Selenium	EPA 200.8	<0.0050	mg/L
		Thallium	EPA 200.8	<0.0010	mg/L
		Uranium	EPA 200.8	<0.0050	mg/L

QCBatchID	QCType	Parameter	Method	Result	Actual	% Recovery	Units
QC12070028	LCS 1	pH	SM 4500-H+ B	7.00	7.00	100	pH Units
QC12070028	LCS 2	pH	SM 4500-H+ B	7.01	7.00	100	pH Units
QC12070028	LCS 3	pH	SM 4500-H+ B	7.01	7.00	100	pH Units
QC12070029	LCS 1	Alkalinity	SM 2320B	100	100	100	mg/L
QC12070029	LCS 2	Alkalinity	SM 2320B	101	100	101	mg/L
QC12070029	LCS 3	Alkalinity	SM 2320B	101	100	101	mg/L
QC12070030	LCS 1	Fluoride	EPA 300.0	1.91	2.00	96	mg/L
QC12070034	LCS 1	Chloride	EPA 300.0	10.6	10.0	106	mg/L
QC12070038	LCS 1	Nitrite Nitrogen	EPA 300.0	0.495	0.500	99	mg/L
QC12070040	LCS 1	Nitrate Nitrogen	EPA 300.0	1.98	2.00	99	mg/L
QC12070043	LCS 1	Sulfate	EPA 300.0	24.6	25.0	99	mg/L
QC12070170	LCS 1	Total Dissolved Solids (TDS)	SM 2540C	148	150	99	mg/L
QC12070170	LCS 2	Total Dissolved Solids (TDS)	SM 2540C	145	150	97	mg/L
QC12070170	LCS 3	Total Dissolved Solids (TDS)	SM 2540C	143	150	95	mg/L
QC12070189	LCS 1	Aluminum	EPA 200.7	0.975	1.00	98	mg/L
		Barium	EPA 200.7	0.981	1.00	98	mg/L
		Beryllium	EPA 200.7	0.985	1.00	98	mg/L
		Bismuth	EPA 200.7	0.992	1.00	99	mg/L
		Boron	EPA 200.7	0.923	1.00	92	mg/L
		Cadmium	EPA 200.7	1.01	1.00	101	mg/L
		Calcium	EPA 200.7	9.94	10.0	99	mg/L
		Chromium	EPA 200.7	0.967	1.00	97	mg/L
		Cobalt	EPA 200.7	0.995	1.00	100	mg/L
		Copper	EPA 200.7	4.79	5.00	96	mg/L
		Gallium	EPA 200.7	0.955	1.00	96	mg/L
		Iron	EPA 200.7	0.976	1.00	98	mg/L
		Lithium	EPA 200.7	0.956	1.00	96	mg/L
		Magnesium	EPA 200.7	10.1	10.0	101	mg/L
		Manganese	EPA 200.7	0.979	1.00	98	mg/L
		Molybdenum	EPA 200.7	0.973	1.00	97	mg/L
		Nickel	EPA 200.7	4.99	5.00	100	mg/L
		Phosphorus	EPA 200.7	5.03	5.00	101	mg/L
		Potassium	EPA 200.7	9.74	10.0	97	mg/L
		Scandium	EPA 200.7	0.958	1.00	96	mg/L
		Silver	EPA 200.7	0.085	0.090	95	mg/L
		Sodium	EPA 200.7	9.17	10.0	92	mg/L
		Strontium	EPA 200.7	0.900	1.00	90	mg/L
		Tin	EPA 200.7	0.975	1.00	98	mg/L
		Titanium	EPA 200.7	0.962	1.00	96	mg/L
		Vanadium	EPA 200.7	0.970	1.00	97	mg/L
		Zinc	EPA 200.7	1.03	1.00	103	mg/L
QC12070197	LCS 1	Mercury	EPA 200.8	0.001002	0.001	100	mg/L
		Antimony	EPA 200.8	0.0092	0.010	92	mg/L
		Arsenic	EPA 200.8	0.0472	0.050	94	mg/L
		Lead	EPA 200.8	0.0091	0.010	90	mg/L
		Selenium	EPA 200.8	0.0452	0.050	90	mg/L

475 East Greg Street Suite #119
Sparks, NV 89431 (775) 355-0202
EPA Lab ID: NV00925 - ELAP No: 2523

1084 Lamoille Hwy
Elko, NV 89801 (775) 777-9933
EPA Lab ID: NV00926

3230 Polaris Ave #4
Las Vegas, NV 89102 (702) 475-8899
EPA Lab ID: NV00932

QCBatchID	QCType	Parameter	Method	Result	Actual	% Recovery	Units
		Thallium	EPA 200.8	0.0090	0.010	90	mg/L
		Uranium	EPA 200.8	0.0089	0.010	89	mg/L

QCBatchID	QCType	Parameter	Method	Duplicate Sample	Sample Result	Duplicate Result		Units	RPD
QC12070028	Duplicate	pH	SM 4500-H+ B	1206627-001	6.92	6.95		pH Units	<1%
QC12070028	Duplicate	pH	SM 4500-H+ B	1206632-001	8.17	8.18		pH Units	<1%
QC12070028	Duplicate	pH	SM 4500-H+ B	1206652-001	6.64	6.68		pH Units	1 %
QC12070028	Duplicate	pH	SM 4500-H+ B	1206652-011	7.03	7.01		pH Units	<1%
QC12070028	Duplicate	pH	SM 4500-H+ B	1206646-001	7.78	7.85		pH Units	1 %
QC12070028	Duplicate	pH	SM 4500-H+ B	1206651-003	7.50	7.50		pH Units	<1%
QC12070029	Duplicate	Bicarbonate (HCO3)	SM 2320B	1206627-001	140	140		mg/L	<1%
		Carbonate (CO3)	SM 2320B	1206627-001	<1.000	<1.000		mg/L	<1%
		Hydroxide (OH)	SM 2320B	1206627-001	<1.000	<1.000		mg/L	<1%
		Total Alkalinity	SM 2320B	1206627-001	115	115		mg/L as CaCO3	<1%
QC12070029	Duplicate	Bicarbonate (HCO3)	SM 2320B	1206632-001	350	349		mg/L	<1%
		Carbonate (CO3)	SM 2320B	1206632-001	<1.000	<1.000		mg/L	<1%
		Hydroxide (OH)	SM 2320B	1206632-001	<1.000	<1.000		mg/L	<1%
		Total Alkalinity	SM 2320B	1206632-001	287	286		mg/L as CaCO3	<1%
QC12070029	Duplicate	Bicarbonate (HCO3)	SM 2320B	1206652-001	120	123		mg/L	2 %
		Carbonate (CO3)	SM 2320B	1206652-001	<1.000	<1.000		mg/L	<1%
		Hydroxide (OH)	SM 2320B	1206652-001	<1.000	<1.000		mg/L	<1%
		Total Alkalinity	SM 2320B	1206652-001	98.2	101		mg/L as CaCO3	2 %
QC12070029	Duplicate	Bicarbonate (HCO3)	SM 2320B	1206652-011	94.3	94.0		mg/L	<1%
		Carbonate (CO3)	SM 2320B	1206652-011	<1.000	<1.000		mg/L	<1%
		Hydroxide (OH)	SM 2320B	1206652-011	<1.000	<1.000		mg/L	<1%
		Total Alkalinity	SM 2320B	1206652-011	77.4	77.1		mg/L as CaCO3	<1%
QC12070029	Duplicate	Bicarbonate (HCO3)	SM 2320B	1206646-001	129	130		mg/L	1 %
		Carbonate (CO3)	SM 2320B	1206646-001	<1.000	<1.000		mg/L	<1%
		Hydroxide (OH)	SM 2320B	1206646-001	<1.000	<1.000		mg/L	<1%
		Total Alkalinity	SM 2320B	1206646-001	106	106		mg/L as CaCO3	1 %
QC12070029	Duplicate	Bicarbonate (HCO3)	SM 2320B	1206651-003	122	123		mg/L	1 %
		Carbonate (CO3)	SM 2320B	1206651-003	<1.000	<1.000		mg/L	<1%
		Hydroxide (OH)	SM 2320B	1206651-003	<1.000	<1.000		mg/L	<1%
		Total Alkalinity	SM 2320B	1206651-003	100	101		mg/L as CaCO3	1 %
QC12070170	Duplicate	Total Dissolved Solids (TDS)	SM 2540C	1206646-004	249	247		mg/L	1 %
QC12070170	Duplicate	Total Dissolved Solids (TDS)	SM 2540C	1206652-001	162	173	Q	mg/L	7 %
QC12070170	Duplicate	Total Dissolved Solids (TDS)	SM 2540C	1206652-011	146	142		mg/L	3 %
QC12070170	Duplicate	Total Dissolved Solids (TDS)	SM 2540C	1206662-004	171	175		mg/L	2 %

QCBatchID	QCType	Parameter	Method	Spike Sample	Sample Result	MS Result	MSD Result	Spike Value	Units	MS % Rec.	MSD % Rec.	RPD
QC12070030	MS 1	Fluoride	EPA 300.0	1206646-001	1.83	3.57	3.60	2.00	mg/L	87	88	1 %
QC12070030	MS 2	Fluoride	EPA 300.0	1206648-001	<0.100	2.11	2.12	2.00	mg/L	103	103	<1%
QC12070034	MS 1	Chloride	EPA 300.0	1206646-001	<1.000	6.14	6.25	5.00	mg/L	106	108	2 %

475 East Greg Street Suite #119
Sparks, NV 89431 (775) 355-0202
EPA Lab ID: NV00925 - ELAP No: 2523

1084 Lamoille Hwy
Elko, NV 89801 (775) 777-9933
EPA Lab ID: NV00926

3230 Polaris Ave #4
Las Vegas, NV 89102 (702) 475-8899
EPA Lab ID: NV00932

QCBatchID	QCType	Parameter	Method	Spike Sample	Sample Result		MS Result	MSD Result	Spike Value	Units	MS % Rec.	MSD % Rec.	RPD
QC12070034	MS 2	Chloride	EPA 300.0	1206648-001	<1.000		5.40	5.48	5.00	mg/L	106	108	1 %
QC12070038	MS 1	Nitrite Nitrogen	EPA 300.0	1206646-001	<0.025		0.533	0.542	0.500	mg/L	104	106	2 %
QC12070038	MS 2	Nitrite Nitrogen	EPA 300.0	1206648-001	<0.025		0.525	0.526	0.500	mg/L	103	104	<1%
QC12070040	MS 1	Nitrate Nitrogen	EPA 300.0	1206646-001	<1.000		2.10	2.11	2.00	mg/L	103	104	<1%
QC12070040	MS 2	Nitrate Nitrogen	EPA 300.0	1206648-001	<1.000		2.11	2.14	2.00	mg/L	103	105	1 %
QC12070043	MS 1	Sulfate	EPA 300.0	1206646-001	32.8		41.9	42.0	10.0	mg/L	90	91	<1%
QC12070043	MS 2	Sulfate	EPA 300.0	1206648-001	<1.000		10.4	10.5	10.0	mg/L	102	103	1 %
QC12070189	MS 1	Aluminum	EPA 200.7	1206678-001	0.048		0.954	0.940	1.00	mg/L	91	89	1 %
		Barium	EPA 200.7	1206678-001	0.014		0.954	0.942	1.00	mg/L	94	93	1 %
		Beryllium	EPA 200.7	1206678-001	<0.001		0.967	0.961	1.00	mg/L	97	96	1 %
		Bismuth	EPA 200.7	1206678-001	<0.100		0.906	0.902	1.00	mg/L	91	90	<1%
		Boron	EPA 200.7	1206678-001	0.801		1.73	1.71	1.00	mg/L	93	91	1 %
		Cadmium	EPA 200.7	1206678-001	<0.001		0.953	0.940	1.00	mg/L	95	94	1 %
		Calcium	EPA 200.7	1206678-001	63.5		71.8	71.7	10.0	mg/L	83	82	<1%
		Chromium	EPA 200.7	1206678-001	<0.005		0.945	0.933	1.00	mg/L	94	93	1 %
		Cobalt	EPA 200.7	1206678-001	<0.010		0.950	0.936	1.00	mg/L	95	94	1 %
		Copper	EPA 200.7	1206678-001	<0.050		4.90	4.88	5.00	mg/L	98	97	<1%
		Gallium	EPA 200.7	1206678-001	<0.100		0.873	0.875	1.00	mg/L	87	88	<1%
		Iron	EPA 200.7	1206678-001	<0.010		0.977	0.970	1.00	mg/L	97	97	1 %
		Lithium	EPA 200.7	1206678-001	<0.100		1.04	1.04	1.00	mg/L	103	103	<1%
		Magnesium	EPA 200.7	1206678-001	5.24		15.0	14.7	10.0	mg/L	98	95	2 %
		Manganese	EPA 200.7	1206678-001	<0.005		0.925	0.915	1.00	mg/L	94	93	1 %
		Molybdenum	EPA 200.7	1206678-001	<0.010		0.950	0.948	1.00	mg/L	94	94	<1%
		Nickel	EPA 200.7	1206678-001	0.476		5.22	5.15	5.00	mg/L	95	93	1 %
		Phosphorus	EPA 200.7	1206678-001	<0.500		5.26	5.23	5.00	mg/L	102	102	1 %
		Potassium	EPA 200.7	1206678-001	17.8		29.4	29.1	10.0	mg/L	116	113	1 %
		Scandium	EPA 200.7	1206678-001	<0.100		0.942	0.939	1.00	mg/L	94	94	<1%
		Silver	EPA 200.7	1206678-001	<0.005		0.087	0.088	0.090	mg/L	95	96	1 %
		Sodium	EPA 200.7	1206678-001	840	SC	870	825	10.0	mg/L	NC	NC	NC
		Strontium	EPA 200.7	1206678-001	0.692		1.61	1.63	1.00	mg/L	92	94	1 %
		Tin	EPA 200.7	1206678-001	<0.100		0.965	0.956	1.00	mg/L	96	95	1 %
		Titanium	EPA 200.7	1206678-001	<0.100		0.971	0.965	1.00	mg/L	97	96	1 %
		Vanadium	EPA 200.7	1206678-001	0.012		0.967	0.956	1.00	mg/L	96	94	1 %
		Zinc	EPA 200.7	1206678-001	0.018		1.01	0.995	1.00	mg/L	99	98	1 %
QC12070197	MS 1	Mercury	EPA 200.8	1206678-001	<0.00011		0.000900	0.000870	0.001	mg/L	88	85	3 %
		Antimony	EPA 200.8	1206678-001	<0.0025		0.0098	0.0098	0.010	mg/L	95	96	<1%
		Arsenic	EPA 200.8	1206678-001	<0.0050		0.0495	0.0496	0.050	mg/L	97	97	<1%
		Lead	EPA 200.8	1206678-001	<0.0025		0.0083	0.0082	0.010	mg/L	81	80	1 %
		Selenium	EPA 200.8	1206678-001	<0.0050	M	0.0241	0.0238	0.050	mg/L	NC	NC	NC
		Thallium	EPA 200.8	1206678-001	<0.0010		0.0079	0.0080	0.010	mg/L	79	80	1 %
		Uranium	EPA 200.8	1206678-001	<0.0050		0.0092	0.0091	0.010	mg/L	88	87	1 %

475 East Greg Street Suite #119
Sparks, NV 89431 (775) 355-0202
EPA Lab ID: NV00925 - ELAP No: 2523

1084 Lamoille Hwy
Elko, NV 89801 (775) 777-9933
EPA Lab ID: NV00926

3230 Polaris Ave #4
Las Vegas, NV 89102 (702) 475-8899
EPA Lab ID: NV00932

WETLAB
WESTERN ENVIRONMENTAL TESTING LABORATORY
Specializing in Soil, Hazardous Waste and Water Analysis.
475 E. Greg Street #119 | Sparks, Nevada 89431
tel (775) 355-0202 | fax (775) 355-0817 | www.WETLaboratory.com

Lab Number 1206496
Report Due Date: 7/12/12
Page 1 of 1

Client: McClelland Laboratories, Inc.
Address: 1016 Greg Street
City, State & Zip: Sparks, NV 89431
Contact: Gene McClelland
Phone: 775-356-1300 | Collector's Name: Robert
Fax: 775-356-8917 | Project Name:
P.O. Number: | Project Number: 3438
Email: mli@mettest.com

Turnaround Time
Standard | 5 Day | Other

Billing Address (if different than Client Address):
Company:
Address:
City, State & Zip:
Contact:
Phone:
Fax:
Email:

Additional Information

Fax Results	Y	N	To: Client	Billing
Email Results	Y	N	To: Client	Billing
Compliance Monitoring	Y	N		
Fax Results to State EPA	Y	N		

Sample Type Codes

DW = Drinking Water	SD = Solid
WW = Wastewater	SO = Soil
SW = Surface Water	HW = Hazardous Waste
MW = Monitoring Well	OTHER:

SAMPLE ID/LOCATION		DATE	TIME	SAMPLE TYPE	NO. OF CONTAINERS	Analyses Requested: Profile II w/o Rad	Uranium	Spl. No.
F1 Tailings	Wk:1	06/28/12	9:00	WW	2	X	X	1
F2 Tailings								2
F3 Tailings								3
F4 Tailings								4
F5 Tailings								5
Biotite Breccia 5+Comp								6
K-Spar Breccia 5 + Comp								7
Quartz Monzonite 5+ Comp								8

Instructions/Comments/Special Requirements:

SAMPLE RECEIPT	DATE	TIME	Samples Relinquished By	Samples Received By
Temperature 23 °C	6/28	1500		
Custody Seals Intact? Y N (None)				
Number of Containers 8				

WETLAB's Standard Terms and Conditions apply unless written agreements specify otherwise. Payment terms are Net 30.

To the maximum extent permitted by law, the Client agrees to limit the liability of WETLAB for the Client's damages to the total compesation received, unless other agreements are made in writing. This limitation shall apply regardless of the cause of action or legal theory pled or asserted.

301.2E

WETLAB
WESTERN ENVIRONMENTAL TESTING LABORATORY

475 E. Greg Street #119 | Sparks, Nevada 89431 | tel (775) 355-0202 | fax (775) 355-0817 | www.WETLaboratory.com

7/9/2012

McClelland Laboratory
1016 Greg Street
Sparks, NV 89431
Attn: Gene McClelland

OrderID: *1206505*

Dear: Gene McClelland

This is to transmit the attached analytical report. The analytical data and information contained therein was generated using specified or selected methods contained in references, such as Standard Methods for the Examination of Water and Wastewater, 18th & 19th editions, Methods for Determination of Organic Compounds in Drinking Water, EPA-600/4-79-020, and Test Methods for Evaluation of Solid Waste, Physical/Chemical Methods (SW846) Third Edition.

The samples were received by WETLAB-Western Environmental Testing Laboratory in good condition on 6/21/2012. Additional comments are located on page 2 of this report.

If you should have any questions or comments regarding this report, please do not hesitate to call.

Sincerely,

Jennifer Delaney
QA Specialist

Western Environmental Testing Laboratory
Report Comments

McClelland Laboratory - 1206505

General Comments

None

Specific Comments

The matrix spike/matrix spike duplicate (MS/MSD) values for the analysis of Sulfate on sample 1206505-004 were outside laboratory acceptance criteria; however, the relative percent difference (RPD) value was acceptable, indicating probable matrix interference. The reported result should be considered an estimate.

Due to the sample matrix it was necessary to analyze the following at a dilution:
1206505-001 Aluminum
1206505-003 Nitrite Nitrogen
1206505-007 Nitrite Nitrogen
1206505-008 Nitrite Nitrogen
The reporting limits have been adjusted accordingly.

Data Qualifier Legend

B -- Blank contamination; Analyte detected above the method reporting limit in an associated blank

HT -- Sample held beyond the accepted holding time

J -- The reported value is between the laboratory method detection limit and the laboratory practical quantitation limit

M -- Reported value is estimated; The sample matrix interfered with the analysis

N -- There was insufficient sample available to perform a spike and/or duplicate on this analytical batch.

NC -- Not calculated due to matrix interference

Q -- Reported value is estimated; The value failed to meet QC criteria for either precision or accuracy

SC -- Spike recovery not calculated. Sample concentration >4X the spike amount; therefore, the spike could not be adequately recovered.

475 East Greg Street Suite #119
Sparks, NV 89431 (775) 355-0202
EPA Lab ID: NV00925 - ELAP No: 2523

1084 Lamoille Hwy
Elko, NV 89801 (775) 777-9933
EPA Lab ID: NV00926

3230 Polaris Ave #4
Las Vegas, NV 89102 (702) 475-8899
EPA Lab ID: NV00932

Western Environmental Testing Laboratory
Analytical Report

McClelland Laboratory
1016 Greg Street
Sparks, NV 89431
Attn: Gene McClelland
Phone: (775) 356-1300 **Fax:** (775) 356-8917
PO\Project: *3438*

Date Printed: 7/9/2012
OrderID: *1206505*

Customer Sample ID: F1 Tailings WK:0
WETLAB Sample ID: 1206505-001

Collect Date/Time: 6/21/2012 09:00
Receive Date: 6/21/2012 15:10

PROFILE II

Parameter	Method	Results	Units	Reporting Limit	Date Analyzed
pH	SM 4500-H+ B	7.78	pH Units		6/21/2012
Bicarbonate (HCO3)	SM 2320B	120	mg/L	1.0	6/21/2012
Carbonate (CO3)	SM 2320B	<1.0	mg/L	1.0	6/21/2012
Hydroxide (OH)	SM 2320B	<1.0	mg/L	1.0	6/21/2012
Total Alkalinity	SM 2320B	100	mg/L as CaCO3	1.0	6/21/2012
Chloride	EPA 300.0	5.3	mg/L	1.00	6/22/2012
Fluoride	EPA 300.0	3.5	mg/L	1.0	6/25/2012
Sulfate	EPA 300.0	46	mg/L	1.0	6/22/2012
Nitrate Nitrogen	EPA 300.0	<1.0	mg/L	1.0	6/22/2012
Nitrite Nitrogen	EPA 300.0	0.069	mg/L	0.025	6/22/2012
Total Dissolved Solids (TDS)	SM 2540C	250	mg/L	10	6/23/2012
Aluminum	EPA 200.7	<0.22	mg/L	0.22	6/29/2012
Barium	EPA 200.7	0.022	mg/L	0.010	6/29/2012
Beryllium	EPA 200.7	<0.0010	mg/L	0.0010	6/29/2012
Bismuth	EPA 200.7	<0.10	mg/L	0.10	6/29/2012
Boron	EPA 200.7	<0.10	mg/L	0.10	6/29/2012
Cadmium	EPA 200.7	<0.0010	mg/L	0.0010	6/29/2012
Calcium	EPA 200.7	22	mg/L	0.50	6/29/2012
Chromium	EPA 200.7	<0.0050	mg/L	0.0050	6/29/2012
Cobalt	EPA 200.7	<0.010	mg/L	0.010	6/29/2012
Copper	EPA 200.7	0.053	mg/L	0.050	6/29/2012
Gallium	EPA 200.7	<0.10	mg/L	0.10	6/29/2012
Iron	EPA 200.7	<0.010	mg/L	0.010	6/29/2012
Lithium	EPA 200.7	<0.10	mg/L	0.10	6/29/2012
Magnesium	EPA 200.7	4.4	mg/L	0.50	6/29/2012
Manganese	EPA 200.7	<0.0050	mg/L	0.0050	6/29/2012
Molybdenum	EPA 200.7	<0.010	mg/L	0.010	6/29/2012

475 East Greg Street Suite #119
Sparks, NV 89431 (775) 355-0202
EPA Lab ID: NV00925 - ELAP No: 2523

1084 Lamoille Hwy
Elko, NV 89801 (775) 777-9933
EPA Lab ID: NV00926

3230 Polaris Ave #4
Las Vegas, NV 89102 (702) 475-8899
EPA Lab ID: NV00932

Customer Sample ID: F1 Tailings WK:0
WETLAB Sample ID: 1206505-001

Collect Date/Time: 6/21/2012 09:00
Receive Date: 6/21/2012 15:10

PROFILE II

Parameter	Method	Results	Units	Reporting Limit	Date Analyzed
Nickel	EPA 200.7	<0.010	mg/L	0.010	6/29/2012
Phosphorus	EPA 200.7	<0.50	mg/L	0.50	6/29/2012
Potassium	EPA 200.7	22	mg/L	0.50	6/29/2012
Scandium	EPA 200.7	<0.10	mg/L	0.10	6/29/2012
Silver	EPA 200.7	<0.0050	mg/L	0.0050	6/29/2012
Sodium	EPA 200.7	28	mg/L	0.50	6/29/2012
Strontium	EPA 200.7	0.22	mg/L	0.10	6/29/2012
Tin	EPA 200.7	<0.10	mg/L	0.10	6/29/2012
Titanium	EPA 200.7	<0.10	mg/L	0.10	6/29/2012
Vanadium	EPA 200.7	<0.010	mg/L	0.010	6/29/2012
Zinc	EPA 200.7	<0.010	mg/L	0.010	6/29/2012
Mercury	EPA 200.8	0.0003	mg/L	0.00010	7/5/2012
Antimony	EPA 200.8	<0.0025	mg/L	0.0025	7/5/2012
Arsenic	EPA 200.8	<0.0050	mg/L	0.0050	7/5/2012
Lead	EPA 200.8	<0.0025	mg/L	0.0025	7/5/2012
Selenium	EPA 200.8	<0.0050	mg/L	0.0050	7/5/2012
Thallium	EPA 200.8	<0.0010	mg/L	0.0010	7/5/2012
Uranium	EPA 200.8	0.0091	mg/L	0.0050	7/5/2012
Anions	Calculation	3.26	meq/L	0.10	
Cations	Calculation	3.24	meq/L	0.10	
Error	Calculation	<1.0	%	1.0	

Customer Sample ID: F2 Tailings WK:0
WETLAB Sample ID: 1206505-002

Collect Date/Time: 6/21/2012 09:00
Receive Date: 6/21/2012 15:10

PROFILE II

Parameter	Method	Results	Units	Reporting Limit	Date Analyzed
pH	SM 4500-H+ B	7.84	pH Units		6/21/2012
Bicarbonate (HCO3)	SM 2320B	130	mg/L	1.0	6/21/2012
Carbonate (CO3)	SM 2320B	<1.0	mg/L	1.0	6/21/2012
Hydroxide (OH)	SM 2320B	<1.0	mg/L	1.0	6/21/2012
Total Alkalinity	SM 2320B	110	mg/L as CaCO3	1.0	6/21/2012
Chloride	EPA 300.0	9.5	mg/L	1.00	6/22/2012
Fluoride	EPA 300.0	3.9	mg/L	1.0	6/25/2012
Sulfate	EPA 300.0	67	mg/L	1.0	6/22/2012
Nitrate Nitrogen	EPA 300.0	<1.0	mg/L	1.0	6/22/2012
Nitrite Nitrogen	EPA 300.0	0.064	mg/L	0.025	6/22/2012
Total Dissolved Solids (TDS)	SM 2540C	300	mg/L	10	6/23/2012
Aluminum	EPA 200.7	0.055	mg/L	0.045	6/29/2012

475 East Greg Street Suite #119
Sparks, NV 89431 (775) 355-0202
EPA Lab ID: NV00925 - ELAP No: 2523

1084 Lamoille Hwy
Elko, NV 89801 (775) 777-9933
EPA Lab ID: NV00926

3230 Polaris Ave #4
Las Vegas, NV 89102 (702) 475-8899
EPA Lab ID: NV00932

Customer Sample ID: F2 Tailings WK:0
WETLAB Sample ID: 1206505-002

Collect Date/Time: 6/21/2012 09:00
Receive Date: 6/21/2012 15:10

PROFILE II

Parameter	Method	Results	Units	Reporting Limit	Date Analyzed
Barium	EPA 200.7	<0.010	mg/L	0.010	6/29/2012
Beryllium	EPA 200.7	<0.0010	mg/L	0.0010	6/29/2012
Bismuth	EPA 200.7	<0.10	mg/L	0.10	6/29/2012
Boron	EPA 200.7	<0.10	mg/L	0.10	6/29/2012
Cadmium	EPA 200.7	<0.0010	mg/L	0.0010	6/29/2012
Calcium	EPA 200.7	24	mg/L	0.50	6/29/2012
Chromium	EPA 200.7	<0.0050	mg/L	0.0050	6/29/2012
Cobalt	EPA 200.7	<0.010	mg/L	0.010	6/29/2012
Copper	EPA 200.7	0.051	mg/L	0.050	6/29/2012
Gallium	EPA 200.7	<0.10	mg/L	0.10	6/29/2012
Iron	EPA 200.7	<0.010	mg/L	0.010	6/29/2012
Lithium	EPA 200.7	<0.10	mg/L	0.10	6/29/2012
Magnesium	EPA 200.7	4.0	mg/L	0.50	6/29/2012
Manganese	EPA 200.7	<0.0050	mg/L	0.0050	6/29/2012
Molybdenum	EPA 200.7	0.013	mg/L	0.010	6/29/2012
Nickel	EPA 200.7	<0.010	mg/L	0.010	6/29/2012
Phosphorus	EPA 200.7	<0.50	mg/L	0.50	6/29/2012
Potassium	EPA 200.7	29	mg/L	0.50	6/29/2012
Scandium	EPA 200.7	<0.10	mg/L	0.10	6/29/2012
Silver	EPA 200.7	<0.0050	mg/L	0.0050	6/29/2012
Sodium	EPA 200.7	36	mg/L	0.50	6/29/2012
Strontium	EPA 200.7	0.24	mg/L	0.10	6/29/2012
Tin	EPA 200.7	<0.10	mg/L	0.10	6/29/2012
Titanium	EPA 200.7	<0.10	mg/L	0.10	6/29/2012
Vanadium	EPA 200.7	<0.010	mg/L	0.010	6/29/2012
Zinc	EPA 200.7	<0.010	mg/L	0.010	6/29/2012
Mercury	EPA 200.8	0.00027	mg/L	0.00010	7/5/2012
Antimony	EPA 200.8	<0.0025	mg/L	0.0025	7/5/2012
Arsenic	EPA 200.8	0.0056	mg/L	0.0050	7/5/2012
Lead	EPA 200.8	<0.0025	mg/L	0.0025	7/5/2012
Selenium	EPA 200.8	<0.0050	mg/L	0.0050	7/5/2012
Thallium	EPA 200.8	<0.0010	mg/L	0.0010	7/5/2012
Uranium	EPA 200.8	0.015	mg/L	0.0050	7/5/2012
Anions	Calculation	4.00	meq/L	0.10	
Cations	Calculation	3.84	meq/L	0.10	
Error	Calculation	2.0	%	1.0	

475 East Greg Street Suite #119
Sparks, NV 89431 (775) 355-0202
EPA Lab ID: NV00925 - ELAP No: 2523

1084 Lamoille Hwy
Elko, NV 89801 (775) 777-9933
EPA Lab ID: NV00926

3230 Polaris Ave #4
Las Vegas, NV 89102 (702) 475-8899
EPA Lab ID: NV00932

Customer Sample ID: F3 Tailings WK:0
WETLAB Sample ID: 1206505-003

Collect Date/Time: 6/21/2012 09:00
Receive Date: 6/21/2012 15:10

PROFILE II

Parameter	Method	Results	Units	Reporting Limit	Date Analyzed
pH	SM 4500-H+ B	7.94	pH Units		6/21/2012
Bicarbonate (HCO3)	SM 2320B	150	mg/L	1.0	6/21/2012
Carbonate (CO3)	SM 2320B	<1.0	mg/L	1.0	6/21/2012
Hydroxide (OH)	SM 2320B	<1.0	mg/L	1.0	6/21/2012
Total Alkalinity	SM 2320B	120	mg/L as CaCO3	1.0	6/21/2012
Chloride	EPA 300.0	11	mg/L	10	6/22/2012
Fluoride	EPA 300.0	3.3	mg/L	1.0	6/22/2012
Sulfate	EPA 300.0	210	mg/L	10	6/22/2012
Nitrate Nitrogen	EPA 300.0	<1.0	mg/L	1.0	6/22/2012
Nitrite Nitrogen	EPA 300.0	<0.25	mg/L	0.25	6/22/2012
Total Dissolved Solids (TDS)	SM 2540C	520	mg/L	10	6/23/2012
Aluminum	EPA 200.7	<0.045	mg/L	0.045	6/29/2012
Barium	EPA 200.7	0.013	mg/L	0.010	6/29/2012
Beryllium	EPA 200.7	<0.0010	mg/L	0.0010	6/29/2012
Bismuth	EPA 200.7	<0.10	mg/L	0.10	6/29/2012
Boron	EPA 200.7	<0.10	mg/L	0.10	6/29/2012
Cadmium	EPA 200.7	<0.0010	mg/L	0.0010	6/29/2012
Calcium	EPA 200.7	56	mg/L	0.50	6/29/2012
Chromium	EPA 200.7	<0.0050	mg/L	0.0050	6/29/2012
Cobalt	EPA 200.7	<0.010	mg/L	0.010	6/29/2012
Copper	EPA 200.7	<0.050	mg/L	0.050	6/29/2012
Gallium	EPA 200.7	<0.10	mg/L	0.10	6/29/2012
Iron	EPA 200.7	<0.010	mg/L	0.010	6/29/2012
Lithium	EPA 200.7	<0.10	mg/L	0.10	6/29/2012
Magnesium	EPA 200.7	15	mg/L	0.50	6/29/2012
Manganese	EPA 200.7	<0.0050	mg/L	0.0050	6/29/2012
Molybdenum	EPA 200.7	0.24	mg/L	0.010	6/29/2012
Nickel	EPA 200.7	<0.010	mg/L	0.010	6/29/2012
Phosphorus	EPA 200.7	<0.50	mg/L	0.50	6/29/2012
Potassium	EPA 200.7	36	mg/L	0.50	6/29/2012
Scandium	EPA 200.7	<0.10	mg/L	0.10	6/29/2012
Silver	EPA 200.7	<0.0050	mg/L	0.0050	6/29/2012
Sodium	EPA 200.7	42	mg/L	0.50	6/29/2012
Strontium	EPA 200.7	2.2	mg/L	0.10	6/29/2012
Tin	EPA 200.7	<0.10	mg/L	0.10	6/29/2012
Titanium	EPA 200.7	<0.10	mg/L	0.10	6/29/2012
Vanadium	EPA 200.7	0.026	mg/L	0.010	6/29/2012
Zinc	EPA 200.7	<0.010	mg/L	0.010	6/29/2012

475 East Greg Street Suite #119
Sparks, NV 89431 (775) 355-0202
EPA Lab ID: NV00925 - ELAP No: 2523

1084 Lamoille Hwy
Elko, NV 89801 (775) 777-9933
EPA Lab ID: NV00926

3230 Polaris Ave #4
Las Vegas, NV 89102 (702) 475-8899
EPA Lab ID: NV00932

Customer Sample ID: F3 Tailings WK:0
WETLAB Sample ID: 1206505-003
Collect Date/Time: 6/21/2012 09:00
Receive Date: 6/21/2012 15:10

PROFILE II

Parameter	Method	Results	Units	Reporting Limit	Date Analyzed
Mercury	EPA 200.8	<0.00011	mg/L	0.00011	7/5/2012
Antimony	EPA 200.8	0.0033	mg/L	0.0025	7/5/2012
Arsenic	EPA 200.8	<0.0050	mg/L	0.0050	7/5/2012
Lead	EPA 200.8	<0.0025	mg/L	0.0025	7/5/2012
Selenium	EPA 200.8	0.0091	mg/L	0.0050	7/5/2012
Thallium	EPA 200.8	<0.0010	mg/L	0.0010	7/5/2012
Uranium	EPA 200.8	0.13	mg/L	0.0050	7/5/2012
Anions	Calculation	7.31	meq/L	0.10	
Cations	Calculation	6.78	meq/L	0.10	
Error	Calculation	3.8	%	1.0	

Customer Sample ID: F4 Tailings WK:0
WETLAB Sample ID: 1206505-004
Collect Date/Time: 6/21/2012 09:00
Receive Date: 6/21/2012 15:10

PROFILE II

Parameter	Method	Results		Units	Reporting Limit	Date Analyzed
pH	SM 4500-H+ B	7.74		pH Units		6/21/2012
Bicarbonate (HCO3)	SM 2320B	87		mg/L	1.0	6/21/2012
Carbonate (CO3)	SM 2320B	<1.0		mg/L	1.0	6/21/2012
Hydroxide (OH)	SM 2320B	<1.0		mg/L	1.0	6/21/2012
Total Alkalinity	SM 2320B	72		mg/L as CaCO3	1.0	6/21/2012
Chloride	EPA 300.0	12		mg/L	1.00	6/22/2012
Fluoride	EPA 300.0	2.6		mg/L	0.10	6/22/2012
Sulfate	EPA 300.0	62	M	mg/L	1.0	6/22/2012
Nitrate Nitrogen	EPA 300.0	<1.0		mg/L	1.0	6/22/2012
Nitrite Nitrogen	EPA 300.0	0.071		mg/L	0.025	6/22/2012
Total Dissolved Solids (TDS)	SM 2540C	240		mg/L	10	6/23/2012
Aluminum	EPA 200.7	0.098		mg/L	0.045	6/29/2012
Barium	EPA 200.7	0.038		mg/L	0.010	6/29/2012
Beryllium	EPA 200.7	<0.0010		mg/L	0.0010	6/29/2012
Bismuth	EPA 200.7	<0.10		mg/L	0.10	6/29/2012
Boron	EPA 200.7	<0.10		mg/L	0.10	6/29/2012
Cadmium	EPA 200.7	<0.0010		mg/L	0.0010	6/29/2012
Calcium	EPA 200.7	21		mg/L	0.50	6/29/2012
Chromium	EPA 200.7	<0.0050		mg/L	0.0050	6/29/2012
Cobalt	EPA 200.7	<0.010		mg/L	0.010	6/29/2012
Copper	EPA 200.7	<0.050		mg/L	0.050	6/29/2012
Gallium	EPA 200.7	<0.10		mg/L	0.10	6/29/2012
Iron	EPA 200.7	0.036		mg/L	0.010	6/29/2012

475 East Greg Street Suite #119
Sparks, NV 89431 (775) 355-0202
EPA Lab ID: NV00925 - ELAP No: 2523

1084 Lamoille Hwy
Elko, NV 89801 (775) 777-9933
EPA Lab ID: NV00926

3230 Polaris Ave #4
Las Vegas, NV 89102 (702) 475-8899
EPA Lab ID: NV00932

Customer Sample ID: F4 Tailings WK:0
WETLAB Sample ID: 1206505-004
Collect Date/Time: 6/21/2012 09:00
Receive Date: 6/21/2012 15:10

PROFILE II

Parameter	Method	Results	Units	Reporting Limit	Date Analyzed
Lithium	EPA 200.7	<0.10	mg/L	0.10	6/29/2012
Magnesium	EPA 200.7	4.6	mg/L	0.50	6/29/2012
Manganese	EPA 200.7	0.012	mg/L	0.0050	6/29/2012
Molybdenum	EPA 200.7	0.020	mg/L	0.010	6/29/2012
Nickel	EPA 200.7	<0.010	mg/L	0.010	6/29/2012
Phosphorus	EPA 200.7	<0.50	mg/L	0.50	6/29/2012
Potassium	EPA 200.7	32	mg/L	0.50	6/29/2012
Scandium	EPA 200.7	<0.10	mg/L	0.10	6/29/2012
Silver	EPA 200.7	<0.0050	mg/L	0.0050	6/29/2012
Sodium	EPA 200.7	24	mg/L	0.50	6/29/2012
Strontium	EPA 200.7	0.42	mg/L	0.10	6/29/2012
Tin	EPA 200.7	<0.10	mg/L	0.10	6/29/2012
Titanium	EPA 200.7	<0.10	mg/L	0.10	6/29/2012
Vanadium	EPA 200.7	<0.010	mg/L	0.010	6/29/2012
Zinc	EPA 200.7	<0.010	mg/L	0.010	6/29/2012
Mercury	EPA 200.8	<0.00011	mg/L	0.00011	7/5/2012
Antimony	EPA 200.8	<0.0025	mg/L	0.0025	7/5/2012
Arsenic	EPA 200.8	<0.0050	mg/L	0.0050	7/5/2012
Lead	EPA 200.8	<0.0025	mg/L	0.0025	7/5/2012
Selenium	EPA 200.8	<0.0050	mg/L	0.0050	7/5/2012
Thallium	EPA 200.8	<0.0010	mg/L	0.0010	7/5/2012
Uranium	EPA 200.8	0.013	mg/L	0.0050	7/5/2012
Anions	Calculation	3.19	meq/L	0.10	
Cations	Calculation	3.30	meq/L	0.10	
Error	Calculation	1.7	%	1.0	

Customer Sample ID: F5 Tailings WK:0
WETLAB Sample ID: 1206505-005
Collect Date/Time: 6/21/2012 09:00
Receive Date: 6/21/2012 15:10

PROFILE II

Parameter	Method	Results	Units	Reporting Limit	Date Analyzed
pH	SM 4500-H+ B	8.00	pH Units		6/21/2012
Bicarbonate (HCO3)	SM 2320B	160	mg/L	1.0	6/21/2012
Carbonate (CO3)	SM 2320B	<1.0	mg/L	1.0	6/21/2012
Hydroxide (OH)	SM 2320B	<1.0	mg/L	1.0	6/21/2012
Total Alkalinity	SM 2320B	130	mg/L as CaCO3	1.0	6/21/2012
Chloride	EPA 300.0	11	mg/L	1.00	6/22/2012
Fluoride	EPA 300.0	5.0	mg/L	1.0	6/25/2012
Sulfate	EPA 300.0	92	mg/L	1.0	6/22/2012

475 East Greg Street Suite #119
Sparks, NV 89431 (775) 355-0202
EPA Lab ID: NV00925 - ELAP No: 2523

1084 Lamoille Hwy
Elko, NV 89801 (775) 777-9933
EPA Lab ID: NV00926

3230 Polaris Ave #4
Las Vegas, NV 89102 (702) 475-8899
EPA Lab ID: NV00932

Customer Sample ID: F5 Tailings WK:0
WETLAB Sample ID: 1206505-005

Collect Date/Time: 6/21/2012 09:00
Receive Date: 6/21/2012 15:10

PROFILE II

Parameter	Method	Results	Units	Reporting Limit	Date Analyzed
Nitrate Nitrogen	EPA 300.0	<1.0	mg/L	1.0	6/22/2012
Nitrite Nitrogen	EPA 300.0	0.066	mg/L	0.025	6/22/2012
Total Dissolved Solids (TDS)	SM 2540C	370	mg/L	10	6/23/2012
Aluminum	EPA 200.7	0.057	mg/L	0.045	7/2/2012
Barium	EPA 200.7	<0.010	mg/L	0.010	7/2/2012
Beryllium	EPA 200.7	<0.0010	mg/L	0.0010	7/2/2012
Bismuth	EPA 200.7	<0.10	mg/L	0.10	7/2/2012
Boron	EPA 200.7	<0.10	mg/L	0.10	7/2/2012
Cadmium	EPA 200.7	<0.0010	mg/L	0.0010	7/2/2012
Calcium	EPA 200.7	32	mg/L	0.50	7/2/2012
Chromium	EPA 200.7	<0.0050	mg/L	0.0050	7/2/2012
Cobalt	EPA 200.7	<0.010	mg/L	0.010	7/2/2012
Copper	EPA 200.7	<0.050	mg/L	0.050	7/2/2012
Gallium	EPA 200.7	<0.10	mg/L	0.10	7/2/2012
Iron	EPA 200.7	<0.010	mg/L	0.010	7/2/2012
Lithium	EPA 200.7	<0.10	mg/L	0.10	7/2/2012
Magnesium	EPA 200.7	7.8	mg/L	0.50	7/2/2012
Manganese	EPA 200.7	<0.0050	mg/L	0.0050	7/2/2012
Molybdenum	EPA 200.7	0.21	mg/L	0.010	7/2/2012
Nickel	EPA 200.7	<0.010	mg/L	0.010	7/2/2012
Phosphorus	EPA 200.7	0.54	mg/L	0.50	7/2/2012
Potassium	EPA 200.7	39	mg/L	0.50	7/2/2012
Scandium	EPA 200.7	<0.10	mg/L	0.10	7/2/2012
Silver	EPA 200.7	<0.0050	mg/L	0.0050	7/2/2012
Sodium	EPA 200.7	55	mg/L	0.50	7/2/2012
Strontium	EPA 200.7	1.1	mg/L	0.10	7/2/2012
Tin	EPA 200.7	<0.10	mg/L	0.10	7/2/2012
Titanium	EPA 200.7	<0.10	mg/L	0.10	7/2/2012
Vanadium	EPA 200.7	0.012	mg/L	0.010	7/2/2012
Zinc	EPA 200.7	<0.010	mg/L	0.010	7/2/2012
Mercury	EPA 200.8	0.00014	mg/L	0.00010	6/29/2012
Antimony	EPA 200.8	0.0037	mg/L	0.0025	6/29/2012
Arsenic	EPA 200.8	<0.0050	mg/L	0.0050	6/29/2012
Lead	EPA 200.8	<0.0025	mg/L	0.0025	6/29/2012
Selenium	EPA 200.8	<0.0050	mg/L	0.0050	6/29/2012
Thallium	EPA 200.8	<0.0010	mg/L	0.0010	6/29/2012
Uranium	EPA 200.8	0.031	mg/L	0.0050	6/29/2012
Anions	Calculation	5.11	meq/L	0.10	

475 East Greg Street Suite #119
Sparks, NV 89431 (775) 355-0202
EPA Lab ID: NV00925 - ELAP No: 2523

1084 Lamoille Hwy
Elko, NV 89801 (775) 777-9933
EPA Lab ID: NV00926

3230 Polaris Ave #4
Las Vegas, NV 89102 (702) 475-8899
EPA Lab ID: NV00932

Customer Sample ID: F5 Tailings WK:0
WETLAB Sample ID: 1206505-005
Collect Date/Time: 6/21/2012 09:00
Receive Date: 6/21/2012 15:10

PROFILE II

Parameter	Method	Results	Units	Reporting Limit	Date Analyzed
Cations	Calculation	5.64	meq/L	0.10	
Error	Calculation	4.9	%	1.0	

Customer Sample ID: Biotite Breccia 5+Comp WK:0
WETLAB Sample ID: 1206505-006
Collect Date/Time: 6/21/2012 09:00
Receive Date: 6/21/2012 15:10

PROFILE II

Parameter	Method	Results	Units	Reporting Limit	Date Analyzed
pH	SM 4500-H+ B	7.75	pH Units		6/21/2012
Bicarbonate (HCO3)	SM 2320B	110	mg/L	1.0	6/21/2012
Carbonate (CO3)	SM 2320B	<1.0	mg/L	1.0	6/21/2012
Hydroxide (OH)	SM 2320B	<1.0	mg/L	1.0	6/21/2012
Total Alkalinity	SM 2320B	91	mg/L as CaCO3	1.0	6/21/2012
Chloride	EPA 300.0	45	mg/L	10	6/22/2012
Fluoride	EPA 300.0	2.5	mg/L	1.0	6/22/2012
Sulfate	EPA 300.0	200	mg/L	10	6/22/2012
Nitrate Nitrogen	EPA 300.0	1.1	mg/L	1.0	6/22/2012
Nitrite Nitrogen	EPA 300.0	0.30	mg/L	0.25	6/22/2012
Total Dissolved Solids (TDS)	SM 2540C	610	mg/L	10	6/23/2012
Aluminum	EPA 200.7	0.048	mg/L	0.045	7/2/2012
Barium	EPA 200.7	0.018	mg/L	0.010	7/2/2012
Beryllium	EPA 200.7	<0.0010	mg/L	0.0010	7/2/2012
Bismuth	EPA 200.7	<0.10	mg/L	0.10	7/2/2012
Boron	EPA 200.7	<0.10	mg/L	0.10	7/2/2012
Cadmium	EPA 200.7	<0.0010	mg/L	0.0010	7/2/2012
Calcium	EPA 200.7	72	mg/L	0.50	7/2/2012
Chromium	EPA 200.7	<0.0050	mg/L	0.0050	7/2/2012
Cobalt	EPA 200.7	<0.010	mg/L	0.010	7/2/2012
Copper	EPA 200.7	<0.050	mg/L	0.050	7/2/2012
Gallium	EPA 200.7	<0.10	mg/L	0.10	7/2/2012
Iron	EPA 200.7	0.013	mg/L	0.010	7/2/2012
Lithium	EPA 200.7	<0.10	mg/L	0.10	7/2/2012
Magnesium	EPA 200.7	7.9	mg/L	0.50	7/2/2012
Manganese	EPA 200.7	0.0085	mg/L	0.0050	7/2/2012
Molybdenum	EPA 200.7	0.18	mg/L	0.010	7/2/2012
Nickel	EPA 200.7	<0.010	mg/L	0.010	7/2/2012
Phosphorus	EPA 200.7	<0.50	mg/L	0.50	7/2/2012
Potassium	EPA 200.7	29	mg/L	0.50	7/2/2012
Scandium	EPA 200.7	<0.10	mg/L	0.10	7/2/2012

475 East Greg Street Suite #119
Sparks, NV 89431 (775) 355-0202
EPA Lab ID: NV00925 - ELAP No: 2523

1084 Lamoille Hwy
Elko, NV 89801 (775) 777-9933
EPA Lab ID: NV00926

3230 Polaris Ave #4
Las Vegas, NV 89102 (702) 475-8899
EPA Lab ID: NV00932

Customer Sample ID: Biotite Breccia 5+Comp WK:0
WETLAB Sample ID: 1206505-006
Collect Date/Time: 6/21/2012 09:00
Receive Date: 6/21/2012 15:10

PROFILE II

Parameter	Method	Results	Units	Reporting Limit	Date Analyzed
Silver	EPA 200.7	<0.0050	mg/L	0.0050	7/2/2012
Sodium	EPA 200.7	72	mg/L	0.50	7/2/2012
Strontium	EPA 200.7	1.3	mg/L	0.10	7/2/2012
Tin	EPA 200.7	<0.10	mg/L	0.10	7/2/2012
Titanium	EPA 200.7	<0.10	mg/L	0.10	7/2/2012
Vanadium	EPA 200.7	0.013	mg/L	0.010	7/2/2012
Zinc	EPA 200.7	<0.010	mg/L	0.010	7/2/2012
Mercury	EPA 200.8	0.00011	mg/L	0.00010	6/29/2012
Antimony	EPA 200.8	<0.0025	mg/L	0.0025	6/29/2012
Arsenic	EPA 200.8	<0.0050	mg/L	0.0050	6/29/2012
Lead	EPA 200.8	<0.0025	mg/L	0.0025	6/29/2012
Selenium	EPA 200.8	<0.0050	mg/L	0.0050	6/29/2012
Thallium	EPA 200.8	<0.0010	mg/L	0.0010	6/29/2012
Uranium	EPA 200.8	0.030	mg/L	0.0050	6/29/2012
Anions	Calculation	7.45	meq/L	0.10	
Cations	Calculation	8.12	meq/L	0.10	
Error	Calculation	4.3	%	1.0	

Customer Sample ID: K-Spar Breccia 5+Comp WK:0
WETLAB Sample ID: 1206505-007
Collect Date/Time: 6/21/2012 09:00
Receive Date: 6/21/2012 15:10

PROFILE II

Parameter	Method	Results	Units	Reporting Limit	Date Analyzed
pH	SM 4500-H+ B	7.58	pH Units		6/21/2012
Bicarbonate (HCO3)	SM 2320B	80	mg/L	1.0	6/21/2012
Carbonate (CO3)	SM 2320B	<1.0	mg/L	1.0	6/21/2012
Hydroxide (OH)	SM 2320B	<1.0	mg/L	1.0	6/21/2012
Total Alkalinity	SM 2320B	66	mg/L as CaCO3	1.0	6/21/2012
Chloride	EPA 300.0	34	mg/L	10	6/22/2012
Fluoride	EPA 300.0	1.8	mg/L	1.0	6/22/2012
Sulfate	EPA 300.0	220	mg/L	100	6/22/2012
Nitrate Nitrogen	EPA 300.0	<1.0	mg/L	1.0	6/22/2012
Nitrite Nitrogen	EPA 300.0	<0.25	mg/L	0.25	6/22/2012
Total Dissolved Solids (TDS)	SM 2540C	580	mg/L	10	6/23/2012
Aluminum	EPA 200.7	<0.045	mg/L	0.045	7/2/2012
Barium	EPA 200.7	0.012	mg/L	0.010	7/2/2012
Beryllium	EPA 200.7	<0.0010	mg/L	0.0010	7/2/2012
Bismuth	EPA 200.7	<0.10	mg/L	0.10	7/2/2012
Boron	EPA 200.7	<0.10	mg/L	0.10	7/2/2012

475 East Greg Street Suite #119
Sparks, NV 89431 (775) 355-0202
EPA Lab ID: NV00925 - ELAP No: 2523

1084 Lamoille Hwy
Elko, NV 89801 (775) 777-9933
EPA Lab ID: NV00926

3230 Polaris Ave #4
Las Vegas, NV 89102 (702) 475-8899
EPA Lab ID: NV00932

Customer Sample ID: K-Spar Breccia 5+Comp WK:0
WETLAB Sample ID: 1206505-007
Collect Date/Time: 6/21/2012 09:00
Receive Date: 6/21/2012 15:10

PROFILE II

Parameter	Method	Results	Units	Reporting Limit	Date Analyzed
Cadmium	EPA 200.7	<0.0010	mg/L	0.0010	7/2/2012
Calcium	EPA 200.7	68	mg/L	0.50	7/2/2012
Chromium	EPA 200.7	<0.0050	mg/L	0.0050	7/2/2012
Cobalt	EPA 200.7	<0.010	mg/L	0.010	7/2/2012
Copper	EPA 200.7	<0.050	mg/L	0.050	7/2/2012
Gallium	EPA 200.7	<0.10	mg/L	0.10	7/2/2012
Iron	EPA 200.7	<0.010	mg/L	0.010	7/2/2012
Lithium	EPA 200.7	<0.10	mg/L	0.10	7/2/2012
Magnesium	EPA 200.7	8.7	mg/L	0.50	7/2/2012
Manganese	EPA 200.7	0.024	mg/L	0.0050	7/2/2012
Molybdenum	EPA 200.7	0.17	mg/L	0.010	7/2/2012
Nickel	EPA 200.7	<0.010	mg/L	0.010	7/2/2012
Phosphorus	EPA 200.7	<0.50	mg/L	0.50	7/2/2012
Potassium	EPA 200.7	24	mg/L	0.50	7/2/2012
Scandium	EPA 200.7	<0.10	mg/L	0.10	7/2/2012
Silver	EPA 200.7	<0.0050	mg/L	0.0050	7/2/2012
Sodium	EPA 200.7	68	mg/L	0.50	7/2/2012
Strontium	EPA 200.7	1.5	mg/L	0.10	7/2/2012
Tin	EPA 200.7	<0.10	mg/L	0.10	7/2/2012
Titanium	EPA 200.7	<0.10	mg/L	0.10	7/2/2012
Vanadium	EPA 200.7	0.015	mg/L	0.010	7/2/2012
Zinc	EPA 200.7	<0.010	mg/L	0.010	7/2/2012
Mercury	EPA 200.8	<0.00010	mg/L	0.00010	6/29/2012
Antimony	EPA 200.8	<0.0025	mg/L	0.0025	6/29/2012
Arsenic	EPA 200.8	<0.0050	mg/L	0.0050	6/29/2012
Lead	EPA 200.8	<0.0025	mg/L	0.0025	6/29/2012
Selenium	EPA 200.8	0.0054	mg/L	0.0050	6/29/2012
Thallium	EPA 200.8	<0.0010	mg/L	0.0010	6/29/2012
Uranium	EPA 200.8	0.020	mg/L	0.0050	6/29/2012
Anions	Calculation	6.95	meq/L	0.10	
Cations	Calculation	7.68	meq/L	0.10	
Error	Calculation	5.0	%	1.0	

Customer Sample ID: Quartz Monzonite 5+Comp WK:0
WETLAB Sample ID: 1206505-008
Collect Date/Time: 6/21/2012 09:00
Receive Date: 6/21/2012 15:10

PROFILE II

Parameter	Method	Results	Units	Reporting Limit	Date Analyzed
pH	SM 4500-H+ B	7.71	pH Units		6/21/2012

475 East Greg Street Suite #119
Sparks, NV 89431 (775) 355-0202
EPA Lab ID: NV00925 - ELAP No: 2523

1084 Lamoille Hwy
Elko, NV 89801 (775) 777-9933
EPA Lab ID: NV00926

3230 Polaris Ave #4
Las Vegas, NV 89102 (702) 475-8899
EPA Lab ID: NV00932

Customer Sample ID: Quartz Monzonite 5+Comp WK:0
WETLAB Sample ID: 1206505-008

Collect Date/Time: 6/21/2012 09:00
Receive Date: 6/21/2012 15:10

PROFILE II

Parameter	Method	Results	Units	Reporting Limit	Date Analyzed
Bicarbonate (HCO3)	SM 2320B	94	mg/L	1.0	6/21/2012
Carbonate (CO3)	SM 2320B	<1.0	mg/L	1.0	6/21/2012
Hydroxide (OH)	SM 2320B	<1.0	mg/L	1.0	6/21/2012
Total Alkalinity	SM 2320B	77	mg/L as CaCO3	1.0	6/21/2012
Chloride	EPA 300.0	39	mg/L	10	6/22/2012
Fluoride	EPA 300.0	1.9	mg/L	1.0	6/22/2012
Sulfate	EPA 300.0	220	mg/L	10	6/22/2012
Nitrate Nitrogen	EPA 300.0	<1.0	mg/L	1.0	6/22/2012
Nitrite Nitrogen	EPA 300.0	<0.25	mg/L	0.25	6/22/2012
Total Dissolved Solids (TDS)	SM 2540C	600	mg/L	10	6/23/2012
Aluminum	EPA 200.7	<0.045	mg/L	0.045	7/2/2012
Barium	EPA 200.7	0.012	mg/L	0.010	7/2/2012
Beryllium	EPA 200.7	<0.0010	mg/L	0.0010	7/2/2012
Bismuth	EPA 200.7	<0.10	mg/L	0.10	7/2/2012
Boron	EPA 200.7	<0.10	mg/L	0.10	7/2/2012
Cadmium	EPA 200.7	<0.0010	mg/L	0.0010	7/2/2012
Calcium	EPA 200.7	70	mg/L	0.50	7/2/2012
Chromium	EPA 200.7	<0.0050	mg/L	0.0050	7/2/2012
Cobalt	EPA 200.7	<0.010	mg/L	0.010	7/2/2012
Copper	EPA 200.7	<0.050	mg/L	0.050	7/2/2012
Gallium	EPA 200.7	<0.10	mg/L	0.10	7/2/2012
Iron	EPA 200.7	<0.010	mg/L	0.010	7/2/2012
Lithium	EPA 200.7	<0.10	mg/L	0.10	7/2/2012
Magnesium	EPA 200.7	7.2	mg/L	0.50	7/2/2012
Manganese	EPA 200.7	0.018	mg/L	0.0050	7/2/2012
Molybdenum	EPA 200.7	0.17	mg/L	0.010	7/2/2012
Nickel	EPA 200.7	<0.010	mg/L	0.010	7/2/2012
Phosphorus	EPA 200.7	<0.50	mg/L	0.50	7/2/2012
Potassium	EPA 200.7	26	mg/L	0.50	7/2/2012
Scandium	EPA 200.7	<0.10	mg/L	0.10	7/2/2012
Silver	EPA 200.7	<0.0050	mg/L	0.0050	7/2/2012
Sodium	EPA 200.7	73	mg/L	0.50	7/2/2012
Strontium	EPA 200.7	1.1	mg/L	0.10	7/2/2012
Tin	EPA 200.7	<0.10	mg/L	0.10	7/2/2012
Titanium	EPA 200.7	<0.10	mg/L	0.10	7/2/2012
Vanadium	EPA 200.7	0.011	mg/L	0.010	7/2/2012
Zinc	EPA 200.7	<0.010	mg/L	0.010	7/2/2012
Mercury	EPA 200.8	0.00012	mg/L	0.00010	6/29/2012

475 East Greg Street Suite #119
Sparks, NV 89431 (775) 355-0202
EPA Lab ID: NV00925 - ELAP No: 2523

1084 Lamoille Hwy
Elko, NV 89801 (775) 777-9933
EPA Lab ID: NV00926

3230 Polaris Ave #4
Las Vegas, NV 89102 (702) 475-8899
EPA Lab ID: NV00932

Customer Sample ID: Quartz Monzonite 5+Comp WK:0
WETLAB Sample ID: 1206505-008

Collect Date/Time: 6/21/2012 09:00
Receive Date: 6/21/2012 15:10

PROFILE II

Parameter	Method	Results	Units	Reporting Limit	Date Analyzed
Antimony	EPA 200.8	<0.0025	mg/L	0.0025	6/29/2012
Arsenic	EPA 200.8	<0.0050	mg/L	0.0050	6/29/2012
Lead	EPA 200.8	<0.0025	mg/L	0.0025	6/29/2012
Selenium	EPA 200.8	<0.0050	mg/L	0.0050	6/29/2012
Thallium	EPA 200.8	<0.0010	mg/L	0.0010	6/29/2012
Uranium	EPA 200.8	0.027	mg/L	0.0050	6/29/2012
Anions	Calculation	7.32	meq/L	0.10	
Cations	Calculation	7.93	meq/L	0.10	
Error	Calculation	4.0	%	1.0	

475 East Greg Street Suite #119
Sparks, NV 89431 (775) 355-0202
EPA Lab ID: NV00925 - ELAP No: 2523

1084 Lamoille Hwy
Elko, NV 89801 (775) 777-9933
EPA Lab ID: NV00926

3230 Polaris Ave #4
Las Vegas, NV 89102 (702) 475-8899
EPA Lab ID: NV00932

Western Environmental Testing Laboratory
QC Report

QCBatchID	QCType	Parameter	Method	Result	Units
QC12060849	Blank 1	Fluoride	EPA 300.0	<0.10	mg/L
QC12060849	Blank 2	Fluoride	EPA 300.0	<0.10	mg/L
QC12060849	Blank 3	Fluoride	EPA 300.0	<0.10	mg/L
QC12060851	Blank 1	Chloride	EPA 300.0	<1.0	mg/L
QC12060851	Blank 2	Chloride	EPA 300.0	<1.0	mg/L
QC12060851	Blank 3	Chloride	EPA 300.0	<1.0	mg/L
QC12060852	Blank 1	Chloride	EPA 300.0	<1.0	mg/L
QC12060852	Blank 2	Chloride	EPA 300.0	<1.0	mg/L
QC12060852	Blank 3	Chloride	EPA 300.0	<1.0	mg/L
QC12060854	Blank 1	Nitrite Nitrogen	EPA 300.0	<0.025	mg/L
QC12060854	Blank 2	Nitrite Nitrogen	EPA 300.0	<0.025	mg/L
QC12060854	Blank 3	Nitrite Nitrogen	EPA 300.0	<0.025	mg/L
QC12060856	Blank 1	Nitrate Nitrogen	EPA 300.0	<1.0	mg/L
QC12060856	Blank 2	Nitrate Nitrogen	EPA 300.0	<1.0	mg/L
QC12060856	Blank 3	Nitrate Nitrogen	EPA 300.0	<1.0	mg/L
QC12060860	Blank 1	Sulfate	EPA 300.0	<1.0	mg/L
QC12060860	Blank 2	Sulfate	EPA 300.0	<1.0	mg/L
QC12060860	Blank 3	Sulfate	EPA 300.0	<1.0	mg/L
QC12060901	Blank 1	Fluoride	EPA 300.0	<0.10	mg/L
QC12060901	Blank 2	Fluoride	EPA 300.0	<0.10	mg/L
QC12060901	Blank 3	Fluoride	EPA 300.0	<0.10	mg/L
QC12060916	Blank 1	Total Dissolved Solids (TDS)	SM 2540C	<10	mg/L
QC12060916	Blank 2	Total Dissolved Solids (TDS)	SM 2540C	<10	mg/L
QC12061057	Blank 1	Aluminum	EPA 200.7	<0.045	mg/L
		Barium	EPA 200.7	<0.010	mg/L
		Beryllium	EPA 200.7	<0.0010	mg/L
		Bismuth	EPA 200.7	<0.10	mg/L
		Boron	EPA 200.7	<0.10	mg/L
		Cadmium	EPA 200.7	<0.0010	mg/L
		Calcium	EPA 200.7	<0.50	mg/L
		Chromium	EPA 200.7	<0.0050	mg/L
		Cobalt	EPA 200.7	<0.010	mg/L
		Copper	EPA 200.7	<0.050	mg/L
		Gallium	EPA 200.7	<0.10	mg/L
		Iron	EPA 200.7	<0.010	mg/L
		Lithium	EPA 200.7	<0.10	mg/L
		Magnesium	EPA 200.7	<0.50	mg/L
		Manganese	EPA 200.7	<0.0050	mg/L
		Molybdenum	EPA 200.7	<0.010	mg/L
		Nickel	EPA 200.7	<0.010	mg/L
		Phosphorus	EPA 200.7	<0.50	mg/L
		Potassium	EPA 200.7	<0.50	mg/L
		Scandium	EPA 200.7	<0.10	mg/L
		Silver	EPA 200.7	<0.0050	mg/L
		Sodium	EPA 200.7	<0.50	mg/L
		Strontium	EPA 200.7	<0.10	mg/L
		Tin	EPA 200.7	<0.10	mg/L

475 East Greg Street Suite #119
Sparks, NV 89431 (775) 355-0202
EPA Lab ID: NV00925 - ELAP No: 2523

1084 Lamoille Hwy
Elko, NV 89801 (775) 777-9933
EPA Lab ID: NV00926

3230 Polaris Ave #4
Las Vegas, NV 89102 (702) 475-8899
EPA Lab ID: NV00932

QCBatchID	QCType	Parameter	Method	Result	Units
		Titanium	EPA 200.7	<0.10	mg/L
		Vanadium	EPA 200.7	<0.010	mg/L
		Zinc	EPA 200.7	<0.010	mg/L
QC12070013	Blank 1	Aluminum	EPA 200.7	<0.045	mg/L
		Barium	EPA 200.7	<0.010	mg/L
		Beryllium	EPA 200.7	<0.0010	mg/L
		Bismuth	EPA 200.7	<0.10	mg/L
		Boron	EPA 200.7	<0.10	mg/L
		Cadmium	EPA 200.7	<0.0010	mg/L
		Calcium	EPA 200.7	<0.50	mg/L
		Chromium	EPA 200.7	<0.0050	mg/L
		Cobalt	EPA 200.7	<0.010	mg/L
		Copper	EPA 200.7	<0.050	mg/L
		Gallium	EPA 200.7	<0.10	mg/L
		Iron	EPA 200.7	<0.010	mg/L
		Lithium	EPA 200.7	<0.10	mg/L
		Magnesium	EPA 200.7	<0.50	mg/L
		Manganese	EPA 200.7	<0.0050	mg/L
		Molybdenum	EPA 200.7	<0.010	mg/L
		Nickel	EPA 200.7	<0.010	mg/L
		Phosphorus	EPA 200.7	<0.50	mg/L
		Potassium	EPA 200.7	<0.50	mg/L
		Scandium	EPA 200.7	<0.10	mg/L
		Silver	EPA 200.7	<0.0050	mg/L
		Sodium	EPA 200.7	<0.50	mg/L
		Strontium	EPA 200.7	<0.10	mg/L
		Tin	EPA 200.7	<0.10	mg/L
		Titanium	EPA 200.7	<0.10	mg/L
		Vanadium	EPA 200.7	<0.010	mg/L
		Zinc	EPA 200.7	<0.010	mg/L
QC12070067	Blank 1	Mercury	EPA 200.8	<0.00010	mg/L
		Antimony	EPA 200.8	<0.0025	mg/L
		Arsenic	EPA 200.8	<0.0050	mg/L
		Lead	EPA 200.8	<0.0025	mg/L
		Selenium	EPA 200.8	<0.0050	mg/L
		Thallium	EPA 200.8	<0.0010	mg/L
		Uranium	EPA 200.8	<0.0050	mg/L
QC12070196	Blank 1	Mercury	EPA 200.8	<0.00010	mg/L
		Antimony	EPA 200.8	<0.0025	mg/L
		Arsenic	EPA 200.8	<0.0050	mg/L
		Lead	EPA 200.8	<0.0025	mg/L
		Selenium	EPA 200.8	<0.0050	mg/L
		Thallium	EPA 200.8	<0.0010	mg/L
		Uranium	EPA 200.8	<0.0050	mg/L

QCBatchID	QCType	Parameter	Method	Result	Actual	% Recovery	Units
QC12060771	LCS 1	pH	SM 4500-H+ B	6.98	7.00	100	pH Units
QC12060771	LCS 2	pH	SM 4500-H+ B	7.00	7.00	100	pH Units
QC12060775	LCS 1	Alkalinity	SM 2320B	101	100	101	mg/L
QC12060775	LCS 2	Alkalinity	SM 2320B	100	100	100	mg/L
QC12060849	LCS 1	Fluoride	EPA 300.0	1.91	2.00	96	mg/L
QC12060851	LCS 1	Chloride	EPA 300.0	10.6	10.0	106	mg/L
QC12060852	LCS 1	Chloride	EPA 300.0	10.6	10.0	106	mg/L

475 East Greg Street Suite #119
Sparks, NV 89431 (775) 355-0202
EPA Lab ID: NV00925 - ELAP No: 2523

1084 Lamoille Hwy
Elko, NV 89801 (775) 777-9933
EPA Lab ID: NV00926

3230 Polaris Ave #4
Las Vegas, NV 89102 (702) 475-8899
EPA Lab ID: NV00932

QCBatchID	QCType	Parameter	Method	Result	Actual	% Recovery	Units
QC12060854	LCS 1	Nitrite Nitrogen	EPA 300.0	0.491	0.500	98	mg/L
QC12060856	LCS 1	Nitrate Nitrogen	EPA 300.0	1.98	2.00	99	mg/L
QC12060860	LCS 1	Sulfate	EPA 300.0	24.5	25.0	98	mg/L
QC12060901	LCS 1	Fluoride	EPA 300.0	1.91	2.00	96	mg/L
QC12060916	LCS 1	Total Dissolved Solids (TDS)	SM 2540C	148	150	99	mg/L
QC12060916	LCS 2	Total Dissolved Solids (TDS)	SM 2540C	156	150	104	mg/L
QC12061057	LCS 1	Aluminum	EPA 200.7	1.01	1.00	101	mg/L
		Barium	EPA 200.7	1.01	1.00	101	mg/L
		Beryllium	EPA 200.7	1.00	1.00	100	mg/L
		Bismuth	EPA 200.7	1.00	1.00	100	mg/L
		Boron	EPA 200.7	0.976	1.00	98	mg/L
		Cadmium	EPA 200.7	1.00	1.00	100	mg/L
		Calcium	EPA 200.7	10.2	10.0	102	mg/L
		Chromium	EPA 200.7	1.00	1.00	100	mg/L
		Cobalt	EPA 200.7	1.01	1.00	101	mg/L
		Copper	EPA 200.7	5.02	5.00	100	mg/L
		Gallium	EPA 200.7	1.02	1.00	102	mg/L
		Iron	EPA 200.7	0.987	1.00	99	mg/L
		Lithium	EPA 200.7	0.978	1.00	98	mg/L
		Magnesium	EPA 200.7	9.72	10.0	97	mg/L
		Manganese	EPA 200.7	1.01	1.00	101	mg/L
		Molybdenum	EPA 200.7	0.984	1.00	98	mg/L
		Nickel	EPA 200.7	5.04	5.00	101	mg/L
		Phosphorus	EPA 200.7	4.97	5.00	99	mg/L
		Potassium	EPA 200.7	9.99	10.0	100	mg/L
		Scandium	EPA 200.7	1.02	1.00	102	mg/L
		Silver	EPA 200.7	0.089	0.090	99	mg/L
		Sodium	EPA 200.7	10.2	10.0	102	mg/L
		Strontium	EPA 200.7	1.03	1.00	103	mg/L
		Tin	EPA 200.7	0.973	1.00	97	mg/L
		Titanium	EPA 200.7	1.00	1.00	100	mg/L
		Vanadium	EPA 200.7	1.01	1.00	101	mg/L
		Zinc	EPA 200.7	1.01	1.00	101	mg/L
QC12070013	LCS 1	Aluminum	EPA 200.7	0.961	1.00	96	mg/L
		Barium	EPA 200.7	0.950	1.00	95	mg/L
		Beryllium	EPA 200.7	0.936	1.00	94	mg/L
		Bismuth	EPA 200.7	0.965	1.00	96	mg/L
		Boron	EPA 200.7	0.890	1.00	89	mg/L
		Cadmium	EPA 200.7	0.946	1.00	95	mg/L
		Calcium	EPA 200.7	10.1	10.0	101	mg/L
		Chromium	EPA 200.7	0.935	1.00	94	mg/L
		Cobalt	EPA 200.7	0.944	1.00	94	mg/L
		Copper	EPA 200.7	4.69	5.00	94	mg/L
		Gallium	EPA 200.7	0.941	1.00	94	mg/L
		Iron	EPA 200.7	1.00	1.00	100	mg/L
		Lithium	EPA 200.7	0.986	1.00	99	mg/L
		Magnesium	EPA 200.7	10.0	10.0	100	mg/L
		Manganese	EPA 200.7	0.950	1.00	95	mg/L
		Molybdenum	EPA 200.7	0.943	1.00	94	mg/L
		Nickel	EPA 200.7	4.75	5.00	95	mg/L
		Phosphorus	EPA 200.7	4.75	5.00	95	mg/L
		Potassium	EPA 200.7	9.94	10.0	99	mg/L
		Scandium	EPA 200.7	0.947	1.00	95	mg/L

475 East Greg Street Suite #119
Sparks, NV 89431 (775) 355-0202
EPA Lab ID: NV00925 - ELAP No: 2523

1084 Lamoille Hwy
Elko, NV 89801 (775) 777-9933
EPA Lab ID: NV00926

3230 Polaris Ave #4
Las Vegas, NV 89102 (702) 475-8899
EPA Lab ID: NV00932

QCBatchID	QCType	Parameter	Method	Result	Actual	% Recovery	Units
		Silver	EPA 200.7	0.083	0.090	93	mg/L
		Sodium	EPA 200.7	10.0	10.0	100	mg/L
		Strontium	EPA 200.7	0.990	1.00	99	mg/L
		Tin	EPA 200.7	0.939	1.00	94	mg/L
		Titanium	EPA 200.7	1.00	1.00	100	mg/L
		Vanadium	EPA 200.7	0.936	1.00	94	mg/L
		Zinc	EPA 200.7	0.960	1.00	96	mg/L
QC12070067	LCS 1	Mercury	EPA 200.8	0.000959	0.001	96	mg/L
		Antimony	EPA 200.8	0.0086	0.010	86	mg/L
		Arsenic	EPA 200.8	0.0444	0.050	89	mg/L
		Lead	EPA 200.8	0.0093	0.010	93	mg/L
		Selenium	EPA 200.8	0.0442	0.050	88	mg/L
		Thallium	EPA 200.8	0.0090	0.010	90	mg/L
		Uranium	EPA 200.8	0.0090	0.010	90	mg/L
QC12070196	LCS 1	Mercury	EPA 200.8	0.000959	0.001	96	mg/L
		Antimony	EPA 200.8	0.0090	0.010	90	mg/L
		Arsenic	EPA 200.8	0.0462	0.050	92	mg/L
		Lead	EPA 200.8	0.0087	0.010	87	mg/L
		Selenium	EPA 200.8	0.0435	0.050	87	mg/L
		Thallium	EPA 200.8	0.0094	0.010	94	mg/L
		Uranium	EPA 200.8	0.0092	0.010	92	mg/L

QCBatchID	QCType	Parameter	Method	Duplicate Sample	Sample Result	Duplicate Result	Units	RPD
QC12060771	Duplicate	pH	SM 4500-H+ B	1206481-001	7.52	7.54	pH Units	<1%
QC12060771	Duplicate	pH	SM 4500-H+ B	1206481-006	7.29	7.30	pH Units	<1%
QC12060771	Duplicate	pH	SM 4500-H+ B	1206506-001	6.22	6.22	pH Units	<1%
QC12060771	Duplicate	pH	SM 4500-H+ B	1206511-002	7.70	7.79	pH Units	1 %
QC12060771	Duplicate	pH	SM 4500-H+ B				pH Units	%
QC12060775	Duplicate	Bicarbonate (HCO3)	SM 2320B	1206481-001	252	253	mg/L	<1%
		Carbonate (CO3)	SM 2320B	1206481-001	<1.000	<1.000	mg/L	<1%
		Hydroxide (OH)	SM 2320B	1206481-001	<1.000	<1.000	mg/L	<1%
		Total Alkalinity	SM 2320B	1206481-001	207	207	mg/L as CaCO3	<1%
QC12060775	Duplicate	Bicarbonate (HCO3)	SM 2320B	1206481-006	209	207	mg/L	1 %
		Carbonate (CO3)	SM 2320B	1206481-006	<1.000	<1.000	mg/L	<1%
		Hydroxide (OH)	SM 2320B	1206481-006	<1.000	<1.000	mg/L	<1%
		Total Alkalinity	SM 2320B	1206481-006	171	170	mg/L as CaCO3	1 %
QC12060775	Duplicate	Bicarbonate (HCO3)	SM 2320B	1206506-001	3.54	3.21	mg/L	10 %
		Carbonate (CO3)	SM 2320B	1206506-001	<1.000	<1.000	mg/L	<1%
		Hydroxide (OH)	SM 2320B	1206506-001	<1.000	<1.000	mg/L	<1%
		Total Alkalinity	SM 2320B	1206506-001	2.90	2.63	mg/L as CaCO3	10 %
QC12060775	Duplicate	Bicarbonate (HCO3)	SM 2320B	1206511-002	161	164	mg/L	2 %
		Carbonate (CO3)	SM 2320B	1206511-002	<1.000	<1.000	mg/L	<1%
		Hydroxide (OH)	SM 2320B	1206511-002	<1.000	<1.000	mg/L	<1%
		Total Alkalinity	SM 2320B	1206511-002	132	135	mg/L as CaCO3	2 %
QC12060916	Duplicate	Total Dissolved Solids (TDS)	SM 2540C	1206406-002	216	214	mg/L	1 %
QC12060916	Duplicate	Total Dissolved Solids (TDS)	SM 2540C	1206502-001	1956	1884	mg/L	4 %

475 East Greg Street Suite #119
Sparks, NV 89431 (775) 355-0202
EPA Lab ID: NV00925 - ELAP No: 2523

1084 Lamoille Hwy
Elko, NV 89801 (775) 777-9933
EPA Lab ID: NV00926

3230 Polaris Ave #4
Las Vegas, NV 89102 (702) 475-8899
EPA Lab ID: NV00932

QCBatchID	QCType	Parameter	Method	Duplicate Sample	Sample Result	Duplicate Result		Units	RPD
QC12060916	Duplicate	Total Dissolved Solids (TDS)	SM 2540C	1206517-001	472	470		mg/L	<1%
QC12060916	Duplicate	Total Dissolved Solids (TDS)	SM 2540C	1206517-003	770	818	Q	mg/L	6 %

QCBatchID	QCType	Parameter	Method	Spike Sample	Sample Result		MS Result	MSD Result	Spike Value	Units	MS % Rec.	MSD % Rec.	RPD
QC12060849	MS 1	Fluoride	EPA 300.0	1206505-004	2.60		4.72	4.79	2.00	mg/L	106	109	1 %
QC12060849	MS 2	Fluoride	EPA 300.0	1206517-002	5.45		24.4	24.4	2.00	mg/L	95	95	<1%
QC12060851	MS 1	Chloride	EPA 300.0	1206505-004	12.0		17.0	17.0	5.00	mg/L	98	99	<1%
QC12060851	MS 2	Chloride	EPA 300.0	1206506-002	<1.000		5.36	5.50	5.00	mg/L	105	108	3 %
QC12060852	MS 1	Chloride	EPA 300.0	1206517-002	87.2		139	140	5.00	mg/L	104	105	1 %
QC12060852	MS 2	Chloride	EPA 300.0	1206537-004	<1.000		5.31	5.34	5.00	mg/L	104	105	1 %
QC12060854	MS 1	Nitrite Nitrogen	EPA 300.0	1206505-004	0.071		0.596	0.606	0.500	mg/L	105	107	2 %
QC12060854	MS 2	Nitrite Nitrogen	EPA 300.0	1206506-002	<0.025		0.524	0.539	0.500	mg/L	103	106	3 %
QC12060856	MS 1	Nitrate Nitrogen	EPA 300.0	1206505-004	<1.000		2.13	2.18	2.00	mg/L	101	103	2 %
QC12060856	MS 2	Nitrate Nitrogen	EPA 300.0	1206506-002	<1.000		2.11	2.17	2.00	mg/L	103	106	3 %
QC12060860	MS 1	Sulfate	EPA 300.0	1206505-004	62.3	M	70.2	70.0	10.0	mg/L	NC	NC	NC
QC12060860	MS 2	Sulfate	EPA 300.0	1206506-002	34.9		44.4	45.0	10.0	mg/L	95	101	1 %
QC12060901	MS 1	Fluoride	EPA 300.0	1206456-006	<0.100		2.07	2.09	2.00	mg/L	100	101	1 %
QC12060901	MS 2	Fluoride	EPA 300.0	1206548-001	0.196		2.07	2.07	2.00	mg/L	94	94	<1%
QC12061057	MS 1	Aluminum	EPA 200.7	1206533-007	<0.045		0.998	0.971	1.00	mg/L	96	94	3 %
		Barium	EPA 200.7	1206533-007	0.206		1.19	1.17	1.00	mg/L	98	96	2 %
		Beryllium	EPA 200.7	1206533-007	0.002		0.993	0.974	1.00	mg/L	99	97	2 %
		Bismuth	EPA 200.7	1206533-007	<0.100		0.947	0.943	1.00	mg/L	96	95	<1%
		Boron	EPA 200.7	1206533-007	1.21		2.24	2.20	1.00	mg/L	103	99	2 %
		Cadmium	EPA 200.7	1206533-007	0.001		0.982	0.963	1.00	mg/L	98	96	2 %
		Calcium	EPA 200.7	1206533-007	17.0		26.4	26.5	10.0	mg/L	94	95	<1%
		Chromium	EPA 200.7	1206533-007	<0.005		0.971	0.952	1.00	mg/L	97	95	2 %
		Cobalt	EPA 200.7	1206533-007	<0.010		0.986	0.966	1.00	mg/L	99	97	2 %
		Copper	EPA 200.7	1206533-007	<0.050		5.09	4.95	5.00	mg/L	102	99	3 %
		Gallium	EPA 200.7	1206533-007	<0.100		0.971	0.944	1.00	mg/L	97	94	3 %
		Iron	EPA 200.7	1206533-007	9.92		11.1	11.1	1.00	mg/L	118	118	<1%
		Lithium	EPA 200.7	1206533-007	1.35		2.31	2.30	1.00	mg/L	96	95	<1%
		Magnesium	EPA 200.7	1206533-007	1.70		10.9	11.0	10.0	mg/L	92	93	1 %
		Manganese	EPA 200.7	1206533-007	0.198		1.19	1.16	1.00	mg/L	99	96	3 %
		Molybdenum	EPA 200.7	1206533-007	<0.010		0.970	0.957	1.00	mg/L	97	96	1 %
		Nickel	EPA 200.7	1206533-007	<0.010		4.93	4.84	5.00	mg/L	99	97	2 %
		Phosphorus	EPA 200.7	1206533-007	<0.500		5.08	5.07	5.00	mg/L	100	100	<1%
		Potassium	EPA 200.7	1206533-007	18.2		28.2	28.2	10.0	mg/L	100	100	<1%
		Scandium	EPA 200.7	1206533-007	<0.100		1.00	0.979	1.00	mg/L	100	98	2 %
		Silver	EPA 200.7	1206533-007	<0.005		0.088	0.086	0.090	mg/L	98	96	2 %
		Sodium	EPA 200.7	1206533-007	190	SC	195	191	10.0	mg/L	NC	NC	NC
		Strontium	EPA 200.7	1206533-007	0.880		1.82	1.77	1.00	mg/L	94	89	3 %
		Tin	EPA 200.7	1206533-007	<0.100		0.960	0.958	1.00	mg/L	97	97	<1%
		Titanium	EPA 200.7	1206533-007	<0.100		0.978	0.975	1.00	mg/L	98	97	<1%
		Vanadium	EPA 200.7	1206533-007	<0.010		0.995	0.971	1.00	mg/L	99	97	2 %
		Zinc	EPA 200.7	1206533-007	6.53		7.66	7.53	1.00	mg/L	113	100	2 %
QC12070013	MS 1	Aluminum	EPA 200.7	1206533-005	<0.225		0.993	0.982	1.00	mg/L	95	94	1 %
		Barium	EPA 200.7	1206533-005	<0.010		0.974	0.953	1.00	mg/L	97	95	2 %
		Beryllium	EPA 200.7	1206533-005	<0.001		0.962	0.943	1.00	mg/L	96	94	2 %
		Bismuth	EPA 200.7	1206533-005	<0.100		0.960	0.947	1.00	mg/L	96	94	1 %
		Boron	EPA 200.7	1206533-005	<0.100		1.02	1.00	1.00	mg/L	94	92	2 %
		Cadmium	EPA 200.7	1206533-005	<0.001		0.958	0.942	1.00	mg/L	96	94	2 %

475 East Greg Street Suite #119
Sparks, NV 89431 (775) 355-0202
EPA Lab ID: NV00925 - ELAP No: 2523

1084 Lamoille Hwy
Elko, NV 89801 (775) 777-9933
EPA Lab ID: NV00926

3230 Polaris Ave #4
Las Vegas, NV 89102 (702) 475-8899
EPA Lab ID: NV00932

QCBatchID	QCType	Parameter	Method	Spike Sample	Sample Result		MS Result	MSD Result	Spike Value	Units	MS % Rec.	MSD % Rec.	RPD
		Calcium	EPA 200.7	1206533-005	23.1		33.8	33.3	10.0	mg/L	107	102	1 %
		Chromium	EPA 200.7	1206533-005	<0.005		0.957	0.937	1.00	mg/L	96	94	2 %
		Cobalt	EPA 200.7	1206533-005	<0.010		0.958	0.939	1.00	mg/L	96	94	2 %
		Copper	EPA 200.7	1206533-005	<0.050		4.83	4.71	5.00	mg/L	97	94	3 %
		Gallium	EPA 200.7	1206533-005	<0.100		0.957	0.939	1.00	mg/L	96	94	2 %
		Iron	EPA 200.7	1206533-005	0.059		1.07	1.06	1.00	mg/L	101	100	1 %
		Lithium	EPA 200.7	1206533-005	<0.100		1.00	0.991	1.00	mg/L	98	97	1 %
		Magnesium	EPA 200.7	1206533-005	18.4		28.9	28.8	10.0	mg/L	105	104	<1%
		Manganese	EPA 200.7	1206533-005	<0.005		0.962	0.939	1.00	mg/L	97	94	2 %
		Molybdenum	EPA 200.7	1206533-005	<0.010		0.964	0.947	1.00	mg/L	97	95	2 %
		Nickel	EPA 200.7	1206533-005	<0.010		4.80	4.70	5.00	mg/L	96	94	2 %
		Phosphorus	EPA 200.7	1206533-005	<0.500		4.98	4.91	5.00	mg/L	99	97	1 %
		Potassium	EPA 200.7	1206533-005	2.64		13.0	12.9	10.0	mg/L	104	103	1 %
		Scandium	EPA 200.7	1206533-005	<0.100		0.969	0.947	1.00	mg/L	97	95	2 %
		Silver	EPA 200.7	1206533-005	<0.005		0.085	0.084	0.090	mg/L	96	95	1 %
		Sodium	EPA 200.7	1206533-005	36.2		47.0	46.5	10.0	mg/L	108	103	1 %
		Strontium	EPA 200.7	1206533-005	0.101		1.07	1.06	1.00	mg/L	97	96	1 %
		Tin	EPA 200.7	1206533-005	<0.100		0.954	0.939	1.00	mg/L	97	96	2 %
		Titanium	EPA 200.7	1206533-005	<0.100		1.01	1.00	1.00	mg/L	101	100	1 %
		Vanadium	EPA 200.7	1206533-005	0.027		0.982	0.961	1.00	mg/L	96	93	2 %
		Zinc	EPA 200.7	1206533-005	1.19		2.24	2.20	1.00	mg/L	105	101	2 %
QC12070067	MS 1	Mercury	EPA 200.8	1206533-005	<0.00010		0.001001	0.000964	0.001	mg/L	98	94	4 %
		Antimony	EPA 200.8	1206533-005	<0.0025		0.0086	0.0087	0.010	mg/L	86	87	1 %
		Arsenic	EPA 200.8	1206533-005	<0.0050		0.0477	0.0476	0.050	mg/L	95	95	<1%
		Lead	EPA 200.8	1206533-005	<0.0025		0.0102	0.0103	0.010	mg/L	87	87	1 %
		Selenium	EPA 200.8	1206533-005	<0.0050		0.0436	0.0432	0.050	mg/L	85	84	1 %
		Thallium	EPA 200.8	1206533-005	<0.0010		0.0086	0.0087	0.010	mg/L	86	87	1 %
		Uranium	EPA 200.8	1206533-005	<0.0050		0.0089	0.0089	0.010	mg/L	89	89	<1%
QC12070196	MS 1	Mercury	EPA 200.8	1206533-007	0.000543	Q	0.001530	0.001424	0.001	mg/L	99	88	7 %
		Antimony	EPA 200.8	1206533-007	<0.0025	M	0.0162	0.0106	0.010	mg/L	NC	NC	NC
		Arsenic	EPA 200.8	1206533-007	<0.0050			NA	0.050	mg/L	NC	NA	NA
		Lead	EPA 200.8	1206533-007	0.0029	Q	0.0155	0.0105	0.010	mg/L	125	76	38 %
		Selenium	EPA 200.8	1206533-007	<0.0050			NA	0.050	mg/L	NC	NA	NA
		Thallium	EPA 200.8	1206533-007	<0.0010	Q	0.0120	0.0074	0.010	mg/L	120	74	47 %
		Uranium	EPA 200.8	1206533-007	<0.0050	Q	0.0129	0.0079	0.010	mg/L	129	79	48 %

475 East Greg Street Suite #119
Sparks, NV 89431 (775) 355-0202
EPA Lab ID: NV00925 - ELAP No: 2523

1084 Lamoille Hwy
Elko, NV 89801 (775) 777-9933
EPA Lab ID: NV00926

3230 Polaris Ave #4
Las Vegas, NV 89102 (702) 475-8899
EPA Lab ID: NV00932

WETLAB
WESTERN ENVIRONMENTAL TESTING LABORATORY
Specializing in Soil, Hazardous Waste and Water Analysis.
475 E. Greg Street #119 | Sparks, Nevada 89431
tel (775) 355-0202 | fax (775) 355-0817 | www.WETLaboratory.com

Lab Number 1206505
Report Due Date: 7/5/12
Page 1 of 1

Client McClelland Laboratories, Inc.
Address 1016 Greg Street
City, State & Zip Sparks, NV 89431
Contact Gene McClelland
Phone 775-356-1300 | Collector's Name Robert
Fax 775-356-8917 | Project Name
P.O. Number | Project Number 3438
Email mli@mettest.com

Turnaround Time: Standard ____ 5 Day ____ Other ____

Billing Address (if different than Client Address):
Company ____
Address ____
City, State & Zip ____
Contact ____
Phone ____
Fax ____
Email ____

Additional Information

Fax Results	Y	N	To: Client	Billing
Email Results	Y	N	To: Client	Billing
Compliance Monitoring	Y	N		
Fax Results to State EPA	Y	N		

Sample Type Codes

DW = Drinking Water; WW = Wastewater; SW = Surface Water; MW = Monitoring Well; SD = Solid; SO = Soil; HW = Hazardous Waste; OTHER: ____

SAMPLE ID/LOCATION		DATE	TIME	SAMPLE TYPE	NO. OF CONTAINERS	Analyses Requested: Profile II w/o Rad	Uranium	Spl. No.
F1 Tailings	Wk:0	06/21/12	9:00	WW	2	X	X	
F2 Tailings								
F3 Tailings								
F4 Tailings								
F5 Tailings								
Biotite Breccia 5+Comp								
K-Spar Breccia 5 + Comp								
Quartz Monzonite 5+ Comp								1206505 1 8

Instructions/Comments/Special Requirements:

SAMPLE RECEIPT	DATE	TIME	Samples Relinquished By	Samples Received By
Temperature 22 °C	6/21	3:10		
Custody Seals Intact? Y N (None)				
Number of Containers 16				

WETLAB'S Standard Terms and Conditions apply unless written agreements specify otherwise. Payment terms are Net 30.

To the maximum extent permitted by law, the Client agrees to limit the liability of WETLAB for the Client's damages to the total compesation received, unless other agreements are made in writing. This limitation shall apply regardless of the cause of action or legal theory pled or asserted.

301.2E

Appendix G
Example of WRDF PHREEQC Input File

Appendix G

Example of WRDF PHREEQC Input File

(5% Seepage to Groundwater)

```
Title Copper_Flat_WRDF_model_5%_seepage_14March2013
KNOBS
    -iterations            10000
    -convergence_tolerance 1e-008
    -tolerance             1e-015
    -step_size             100
    -pe_step_size          5


SELECTED_OUTPUT
    -file                 Copper_Flat_WRDF_model_5%_seepage_14March2013.out
    -selected_out         true
    -high_precision       true
    -simulation           true
    -state                true
    -solution             true
    -distance             false
    -time                 false
    -step                 false
    -ph                   true
    -pe                   true
    -alkalinity           true
    -ionic_strength       true
    -water                true
    -charge_balance       true
    -totals               C(4) Ag Al As B Ba Ca Cd Co Cr Cu F Fe Hg K Mg Mn Mo Na Ni Pb Sb Se Tl
U V Zn S(6) Cl N(5) N(3)
END

TITLE Average rainwater chemistry  (1985-2011) - Station MN01 (Gila Cliff Dwellings National
Monument), SW New Mexico. Data from National Atmospheric Deposition Program.

SOLUTION 1 Average precipitation chemistry
    temp       25
    pH  4.93
    pe  4
    redox      pe
    units      mg/l
    density
    Ca  0.209
    Mg  0.021
    Na  0.075
    K          0.030
    Cl  0.117
    S(6)       0.862 as SO4
    N(-3)   0.167
    N(5)    0.826 as NO3
    C(4)       0.1
    CO2(g) -3.5

    -water    1 # kg
END

TITLE Average HCT data

SOLUTION 2 Average HCT data for andesite (cells SRK 0864 and SRK 0866)
    temp      25
    pH        7.38
    pe        4
```

```
    redox     pe
    units     mg/l
    density   1
    Alkalinity 11.08 as HCO3
    Ag  0.0024
    Al  0.0227
    As  0.0024
    B         0.0472
    Ba  0.0053
    Ca  9.2255
    Cd  0.0005
    Cl  0.7500
    Co  0.0047
    Cr  0.0024
    Cu  0.0236
    F         0.4614
    Fe  0.0057
    Hg  0.00005
    K         1.0403
    Mg  1.4150
    Mn  0.0106
    Mo  0.0101
    N(3)      0.1001 as NO2
    N(5)      3.1512 as NO3
    Na  1.9555 charge
    Ni  0.0047
    P         0.2359
    Pb  0.0012
    S(6)      23.3627
    Sb  0.0012 as SO4
    Se  0.0024
    Tl  0.0005
    U         0.0046
    V         0.0052
    Zn  0.0050


    -water    1 # kg
END

SOLUTION 3 Average HCT data for biotite breccia - oxide/transitional (cell SRK 0872)
    temp      25
    pH        6.48
    pe        4
    redox     pe
    units     mg/l
    density   1
    Alkalinity 6.56 as HCO3
    Ag  0.0026
    Al  0.1045
    As  0.0028
    B         0.0472
    Ba  0.0086
    Ca  29.4588
    Cd  0.0008
    Cl  0.6108
    Co  0.0063
    Cr  0.0024
    Cu  0.1294
    F         0.3408
    Fe  0.1125
    Hg  0.00005
    K         0.5009
    Mg  1.2137
    Mn  0.1943
    Mo  0.0629
    N(3)      0.0531 as NO2
    N(5)      2.0969 as NO3
    Na  0.4664 charge
    Ni  0.0050
    P         0.2360
```

```
    Pb  0.0012
    S(6)       79.2650 as SO4
    Sb  0.0014
    Se  0.0030
    Tl  0.0005
    U          0.0048
    V          0.0050
    Zn  0.0222


    -water    1 # kg
END

SOLUTION 4 Average HCT data for biotite breccia - sulfide (cells 604673 and 605153)
    temp      25
    pH        6.14
    pe        4
    redox     pe
    units     mg/l
    density   1
    Alkalinity 13.79 as HCO3
    Ag  0.0025
    Al  0.0375
    As  0.0033
    B          0.0521
    Ba  0.0344
    Ca  6.7553
    Cd  0.0006
    Cl  0.7551
    Co  0.0050
    Cr  0.0025
    Cu  0.1431
    F          0.4814
    Fe  0.0063
    Hg  0.00006
    K          2.1061
    Mg  1.0780
    Mn  0.0169
    Mo  0.0118
    N(3)       0.0555 as NO2
    N(5)       2.2198 as NO3
    Na  1.9823 charge
    Ni  0.0050
    P          0.2507
    Pb  0.0014
    S(6)       15.7652 as SO4
    Sb  0.0014
    Se  0.0030
    Tl  0.0006
    U          0.0080
    V          0.0056
    Zn  0.0104

    -water    1 # kg
END

SOLUTION 5 Average HCT data for quartz feldspar breccia - oxide/transitional (cell SRK 0872)
    temp      25
    pH        6.48
    pe        4
    redox     pe
    units     mg/l
    density   1
    Alkalinity 6.56 as HCO3
    Ag  0.0025
    Al  0.1045
    As  0.0028
    B          0.0472
    Ba  0.0086
    Ca  29.4588
    Cd  0.0008
```

```
    Cl  0.6108
    Co  0.0063
    Cr  0.0024
    Cu  0.1294
    F          0.3408
    Fe  0.1125
    Hg  0.00005
    K          0.5009
    Mg  1.2137
    Mn  0.1943
    Mo  0.0629
    N(3)       0.0531 as NO2
    N(5)       2.0969 as NO3
    Na  0.4664 charge
    Ni  0.0050
    P          0.2360
    Pb  0.0012
    S(6)       79.2650 as SO4
    Sb  0.0014
    Se  0.0030
    Tl  0.0005
    U          0.0048
    V          0.0050
    Zn  0.0222

    -water    1 # kg
END

SOLUTION 6 Average HCT data for quartz feldspar breccia - sulfide (cells 604673 and 605153)
    temp      25
    pH        6.14
    pe        4
    redox     pe
    units     mg/l
    density   1
    Alkalinity 13.79 as HCO3
    Ag  0.0025
    Al  0.0375
    As  0.0033
    B          0.0521
    Ba  0.0344
    Ca  6.7553
    Cd  0.0006
    Cl  0.7551
    Co  0.0050
    Cr  0.0025
    Cu  0.1431
    F          0.4814
    Fe  0.0063
    Hg  0.00006
    K          2.1061
    Mg  1.0780
    Mn  0.0169
    Mo  0.0118
    N(3)       0.0555 as NO2
    N(5)       2.2198 as NO3
    Na  1.9823 charge
    Ni  0.0050
    P          0.2507
    Pb  0.0014
    S(6)       15.7652 as SO4
    Sb  0.0014
    Se  0.0030
    Tl  0.0006
    U          0.0080
    V          0.0056
    Zn  0.0104

    -water    1 # kg
END
```

```
SOLUTION 7 Average HCT data for quartz monzonite- oxide/transitional (cells 604569 and SRK 0858)
    temp      25
    pH        2.97
    pe        4
    redox     pe
    units     mg/l
    density   1
    Ag  0.0027
    Al  3.1603
    As  0.0025
    B         0.0594
    Ba  0.0063
    Ca  9.8749
    Cd  0.0017
    Cl  1.3119
    Co  0.0148
    Cr  0.0063
    Cu  3.2506
    F         2.0867
    Fe  7.2060
    Hg  0.00005
    K         1.7173
    Mg  1.6698
    Mn  0.1322
    Mo  0.0072
    N(3)      0.0742 as NO2
    N(5)      2.0787 as NO3
    Na  2.0936
    Ni  0.0062
    P         0.2950
    Pb  0.0019
    S(6)      94.7248 as SO4
    Sb  0.0012
    Se  0.0026
    Tl  0.0005
    U         0.0114
    V         0.0062
    Zn  0.0280


    -water    1 # kg
END

SOLUTION 8 Average HCT data for quartz monzonite - sulfide (cells 604673 and 605153)
    temp      25
    pH        6.14
    pe        4
    redox     pe
    units     mg/l
    density   1
    Alkalinity 13.79 as HCO3
    Ag  0.0025
    Al  0.0375
    As  0.0033
    B         0.0521
    Ba  0.0344
    Ca  6.7553
    Cd  0.0006
    Cl  0.7551
    Co  0.0050
    Cr  0.0025
    Cu  0.1431
    F         0.4814
    Fe  0.0063
    Hg  0.00006
    K         2.1061
    Mg  1.0780
    Mn  0.0169
    Mo  0.0118
    N(3)      0.0555 as NO2
    N(5)      2.2198 as NO3
```

```
    Na  1.9823
    Ni  0.0050
    P           0.2507
    Pb  0.0014
    S(6)        15.7652 as SO4
    Sb  0.0014
    Se  0.0030
    Tl  0.0006
    U           0.0080
    V           0.0056
    Zn  0.0104

    -water    1 # kg
END

SOLUTION 9 Average HCT data for coarse crystalline porphyry - oxide/transitional (cell CF-11-02,
0-27)
    temp      25
    pH        7.95
    pe        4
    redox     pe
    units     mg/l
    density   1
    Alkalinity 39.82 as HCO3
    Ag  0.0024
    Al  0.0220
    As  0.0030
    B           0.0533
    Ba  0.0049
    Ca  12.3976
    Cd  0.0007
    Cl  1.6409
    Co  0.0048
    Cr  0.0024
    Cu  0.0239
    F           1.2917
    Fe  0.0119
    Hg  0.00010
    K           4.0722
    Mg  2.3455
    Mn  0.0247
    Mo  0.0113
    N(3)        0.0488 as NO2
    N(5)        2.1179 as NO3
    Na  4.7813 charge
    Ni  0.0048
    P           0.2392
    Pb  0.0013
    S(6)        18.2279 as SO4
    Sb  0.0012
    Se  0.0037
    Tl  0.0005
    U           0.0060
    V           0.0048
    Zn  0.0048


    -water    1 # kg
END

SOLUTION 10 Average HCT data for coarse crystalline porphyry - sulfide (cell CF-11-02, 367-408)
    temp      25
    pH        7.85
    pe        4
    redox     pe
    units     mg/l
    density   1
    Alkalinity 26.61 as HCO3
    Ag  0.0023
    Al  0.0425
    As  0.0023
```

```
    B          0.0535
    Ba  0.0058
    Ca  8.4491
    Cd  0.0005
    Cl  2.7690
    Co  0.0046
    Cr  0.0023
    Cu  0.0245
    F          0.7159
    Fe  0.0073
    Hg  0.00007
    K          3.3378
    Mg  0.8460
    Mn  0.0056
    Mo  0.0057
    N(3)       0.0604 as NO2
    N(5)       2.0302 as NO3
    Na  4.7938 charge
    Ni  0.0046
    P          0.2293
    Pb  0.0012
    S(6)       11.4165 as SO4
    Sb  0.0011
    Se  0.0023
    Tl  0.0005
    U          0.0027
    V          0.0046
    Zn  0.0046

    -water    1 # kg
END

SOLUTION 11 Andesite groundwater chemistry (average of well GWQ-6 (June 1981 - April 1993) and
GWQ96-22A (July 1996 - October 2010))
    temp      25
    pH        6.4
    pe        4
    redox     pe
    units     mg/l
    density   1
    Alkalinity 272 as HCO3
    Ag  0.019
    Al  0.032
    As  0.005
    B          0.192
    Ba  0.152
    Ca  59.1
    Cd  0.003
    Cl  64.5
    Co  0.031
    Cr  0.014
    Cu  0.024
    F          1.93
    Fe  1.60
    Hg  0.0007
    K          3.23
    Mg  7.34
    Mn  0.645
    Mo  0.031
    N(5)       5.47 as NO3
    Na  127 charge
    Ni  0.027
    Pb  0.009
    S(6)       115 as SO4
    Sb  0.002
    Se  0.004
    Tl  0.0005
    U          0.001
    V          0.05
    Zn  0.026
```

```
    -water    1 # kg
END


TITLE Mixing
TITLE Blend WRD input solutions, charge balance, create new input soln.
MIX 1   ### STEP 3
1       1.00000
2       2.67
3       0.11
4       2.79
5       0.24
6       11.32
7       7.01
8       190.39
9       2.34
10    35.40


SAVE SOLUTION   12 ### Mixed WRD seepage solution
END


REACTION 2   ### STEP 4
    H2O        -1
    12038.53 moles ###  Addition step. Removes HCT water but solute mass remains

USE solution 12                       ## Returns solution volume back to 1L
SAVE Solution 13
End

Title Allow precipitation of oversaturated phases in waste rock dump seepage solution
PHASES
Fix_pe
    e-=e-
    log_k     0

EQUILIBRIUM_PHASES 1
    Anhydrite 0 0
    Azurite 0 0
    Alunite   0 0
    Barite    0 0
    Boehmite 0 0
    Brochantite 0 0
    Calcite   0 0
    Chalcedony 0 0
    CO2(g)    -3.5 10
    Co3O4 0 0
    Cr2O3        0 0
    Diaspore  0 0
    Ferrihydrite 0 0
    Fluorite 0 0
    Gibbsite  0 0
    Gummite 0 0
    Gypsum    0 0
    Malachite 0 0
    O2(g)     -32 10
    Pyromorphite 0 0
    Quartz 0 0
    Rhodochrosite 0 0
    Rutherfordine 0 0
    Schoepite 0 0
    Tenorite 0 0
    U3O8 0 0
    UO3 0 0
    UO2(OH)2(beta) 0 0

USE solution 13
SAVE EQUILIBRIUM_PHASES 1
SAVE Solution 14 ## WRD seepage solution after Mineral Precipitation
END
```

```
Title  Determine loss of metals due to HFO sorption and sedimentation
SURFACE 1
    Hfo_sOH Ferrihydrite         equilibrium_phase 0.005 64200
    Hfo_wOH Ferrihydrite         equilibrium_phase 0.2
    -donnan 1e-008
USE EQUILIBRIUM_PHASES 1 ## uses ferrihydrite precipited as reactive surface
USE Surface 1
USE Solution 14
SAVE Solution 15  # WRD seepage solution after Mineral Precipitation and Sorption Loss
END

TITLE Blend seepage solution and groundwater
MIX 1
15     0.000032
11     0.999968

SAVE SOLUTION   16
END

Title Allow precipitation of oversaturated phases groundwater under WRD
PHASES
Fix_pe
    e-=e-
    log_k     0

EQUILIBRIUM_PHASES 2
    Anhydrite 0 0
    Azurite 0 0
    Alunite   0 0
    Barite    0 0
    Boehmite 0 0
    Brochantite 0 0
    Calcite   0 0
    Chalcedony 0 0
    CO2(g)    -3.5 10
    Co3O4 0 0
    Cr2O3        0 0
    Diaspore  0 0
    Ferrihydrite 0 0
    Fluorite 0 0
    Gibbsite  0 0
    Gummite 0 0
    Gypsum    0 0
    Malachite 0 0
    O2(g)     -32 10
    Pyromorphite 0 0
    Quartz 0 0
    Rhodochrosite 0 0
    Rutherfordine 0 0
    Schoepite 0 0
    Tenorite 0 0
    U3O8 0 0
    UO3 0 0
    UO2(OH)2(beta) 0 0

USE solution 16
SAVE EQUILIBRIUM_PHASES 2
SAVE Solution 17 ## Seepage collection pond leachate after Mineral Precipitation
END
Title  Determine loss of metals due to HFO sorption and sedimentation
SURFACE 2
    Hfo_sOH Ferrihydrite         equilibrium_phase 0.005 64200
    Hfo_wOH Ferrihydrite         equilibrium_phase 0.2
    -donnan 1e-008
USE EQUILIBRIUM_PHASES 1 ## uses ferrihydrite precipited as reactive surface
USE Surface 2
USE Solution 17
SAVE Solution 18  # Seepage collection pond leachate after Mineral Precipitation and Sorption
Loss
END
```

```
Title Use solution 18 to allow output
REACTION 1
    H2O        -1
    0 moles

USE solution 18
End
```

Appendix H
Example of TSF PHREEQC Input File

Appendix H

Example of TSF PHREEQC Input File

(95% draindown scenario with groundwater mixing)

```
Title Copper_Flat_TSF_model_95%_draindown_GW_mix_14March2013
KNOBS
    -iterations            20000
    -convergence_tolerance 1e-008
    -tolerance             1e-015
    -step_size             100
    -pe_step_size          5


SELECTED_OUTPUT
    -file                 Copper_Flat_TSF_model_95%_draindown_GW_mix_14March2013.out
    -selected_out         true
    -high_precision       true
    -simulation           true
    -state                true
    -solution             true
    -distance             false
    -time                 false
    -step                 false
    -ph                   true
    -pe                   true
    -alkalinity           true
    -ionic_strength       true
    -water                true
    -charge_balance       true
    -totals               C(4) Ag Al As B Ba Ca Cd Co Cr Cu F Fe Hg K Mg Mn Mo Na Ni Pb Sb Se Tl
U V Zn S(6) Cl N(5) N(3)
END

TITLE Average rainwater chemistry  (1985-2011) - Station MN01 (Gila Cliff Dwellings National
Monument), SW New Mexico. Data from National Atmospheric Deposition Program.

SOLUTION 1 Average precipitation chemistry
    temp       25
    pH  4.93
    pe  4
    redox      pe
    units      mg/l
    density
    Ca  0.209
    Mg  0.021
    Na  0.075
    K          0.030
    Cl  0.117
    S(6)       0.862 as SO4
    N(-3)   0.167
    N(5)    0.826 as NO3
    C(4)       0.1
    CO2(g) -3.5

    -water    1 # kg
END

TITLE Average HCT data

SOLUTION 2 Average HCT data for tailings in proposed TSF
    temp      25
    pH        8.0709
    pe        4
    redox     pe
    units     mg/l
```

```
    density   1
    Alkalinity 109.0784 as HCO3
    Ag  0.002
    Al  0.0568
    As  0.0054
    B          0.1065
    Ba  0.0533
    Ca  36.2549
    Cd  0.0010
    Cl  5.2549
    Co  0.0100
    Cr  0.0050
    Cu  0.0501
    F          2.0049
    Fe  0.0174
    Hg  0.0002
    K          17.6118
    Mg  6.7255
    Mn  0.0273
    Mo  0.0559
    N(5)       4.4290 as NO3
    N(3)       0.1900 as NO2
    Na  17.0880 charge
    Ni  0.0100
    Pb  0.0024
    S(6)       74.6863 as SO4
    Sb  0.0025
    Se  0.0057
    Tl  0.001
    U          0.0400
    V          0.0133
    Zn  0.0101

    -water    1 # kg
END

SOLUTION 3 Average data for process/supernatent water chemistry
    temp      25
    pH        7.59
    pe        4
    redox     pe
    units     mg/l
    density   1
    Alkalinity 219 as HCO3
    Ag  0.02
    Al  0.01
    As  0.01
    B          0.1
    Ca  92.6
    Cd  0.005
    Cl  27.4
    Co  0.02
    Cr  0.01
    Cu  0.05
    F          1.96
    Fe  0.04
    Hg  0.001
    K          1.69
    Mg  18.8
    Mn  0.05
    Mo  1.1
    N(5)       6.04 as NO3
    Na  52.2 charge
    Ni  0.05
    Pb  0.02
    S(6)       176 as SO4
    Se  0.005
    Zn  0.05

    -water    1 # kg
END
```

```
SOLUTION 4 Average MWMP data for historic tailings (sample SRK 0876)
    temp      25
    pH        7.82
    pe        4
    redox     pe
    units     mg/l
    density   1
    Alkalinity 130 as HCO3
    Ag  0.005
    Al  0.045
    As  0.005
    B         0.1
    Ba  0.056
    Ca  560
    Cd  0.001
    Cl  28
    Co  0.01
    Cr  0.005
    Cu  0.58
    F         4.2
    Fe  0.01
    Hg  0.0001
    K         280
    Mg  180
    Mn  0.18
    Mo  3.5
    N(5)      186 as NO3
    N(3)      1.94 as NO2
    Na  59 charge
    Ni  0.01
    Pb  0.0025
    S(6)      2400 as SO4
    Sb  0.0025
    Se  0.011
    U         0.19
    V         0.083
    Zn  0.01

    -water    1 # kg
END

SOLUTION 5 Groundwater chemistry in existing sulfate plume (average of wells IW-2 and NP-3
between June 2010 and May 2011)
    temp      25
    pH        7.60
    pe        4
    redox     pe
    units     mg/l
    density   1
    Alkalinity 174 as HCO3
    Ag  0.005
    Al  0.033
    As  0.003
    B         0.053
    Ca  334
    Cd  0.002
    Cl  389
    Co  0.007
    Cr  0.006
    Cu  0.006
    F         0.47
    Fe  0.32
    Hg  0.0002
    K         2.78
    Mg  81.2
    Mn  0.97
    Mo  0.013
    N(5)      3.76
    Na  177 charge
    Ni  0.01
```

```
    Pb  0.005
    S(6)       914 as SO4
    Sb  0.001
    Se  0.028
    Tl  0.00115
    U          0.003
    V          0.05
    Zn  0.11

    -water    1 # kg
END

SOLUTION 6 Groundwater chemistry away from existing sulfate plume (average of wells GWQ94-16, NP-
2 and NP-5 between June 2010 and May 2011)
    temp      25
    pH        7.76
    pe        4
    redox     pe
    units     mg/l
    density   1
    Alkalinity 178 as HCO3
    Ag  0.005
    Al  0.02
    As  0.002
    B          0.044
    Ca  137
    Cd  0.002
    Cl  120
    Co  0.006
    Cr  0.006
    Cu  0.006
    F          0.57
    Fe  0.03
    Hg  0.0002
    K          2.70
    Mg  35.2
    Mn  0.02
    Mo  0.008
    N(5)       4.37
    Na  65.6 charge
    Ni  0.01
    Pb  0.005
    S(6)       269 as SO4
    Sb  0.001
    Se  0.01
    Tl  0.0013
    U          0.002
    V          0.05
    Zn  0.43

    -water    1 # kg
END

TITLE Mixing
TITLE Blend precipitation and tailings HCT data, charge balance, create new input soln.
MIX 1   ### STEP 3
1       1.00000
2       490.11

SAVE SOLUTION   7 ### Source term for unsaturated portion of TSF
END


REACTION 2   ### STEP 4
    H2O        -1
    27205.27 moles ###  Addition step. Removes HCT water but solute mass remains

USE solution 7                      ## Returns solution volume back to 1L
SAVE Solution 8
End
```

```
Title Allow precipitation of oversaturated phases in source term for unsaturated TSF zone
PHASES
Fix_pe
    e-=e-
    log_k     0

EQUILIBRIUM_PHASES 1
    Anhydrite 0 0
    Azurite 0 0
    Alunite   0 0
    Barite    0 0
    Boehmite 0 0
    Brochantite 0 0
    Calcite   0 0
    Chalcedony 0 0
    CO2(g)    -3.5 10
    Co3O4 0 0
    Cr2O3        0 0
    Diaspore  0 0
    Ferrihydrite 0 0
    Fluorite 0 0
    Gibbsite  0 0
    Gypsum    0 0
    Malachite 0 0
    O2(g)     -32 10
    Pyromorphite 0 0
    Quartz 0 0
    Rhodochrosite 0 0
    Tenorite 0 0

USE solution 8
SAVE EQUILIBRIUM_PHASES 1
SAVE Solution 9 ## Source term for unsaturated TSF zone after Mineral Precipitation
END
Title  Determine loss of metals due to HFO sorption and sedimentation
SURFACE 1
    Hfo_sOH Ferrihydrite         equilibrium_phase 0.005 64200
    Hfo_wOH Ferrihydrite         equilibrium_phase 0.2
    -donnan 1e-008
USE EQUILIBRIUM_PHASES 1 ## uses ferrihydrite precipited as reactive surface
USE Surface 1
USE Solution 9
SAVE Solution 10  # Source term for unsaturated TSF zone after Mineral Precipitation and Sorption
Loss
END

TITLE Blend source terms for unsaturated TSF zone and process water from saturated zone.
MIX 1
10      1
3       0

SAVE SOLUTION   11
END

Title Allow precipitation of oversaturated phases in TSF source term at toe of facility
PHASES
Fix_pe
    e-=e-
    log_k     0

EQUILIBRIUM_PHASES 2
    Anhydrite 0 0
    Azurite 0 0
    Alunite   0 0
    Barite    0 0
    Boehmite 0 0
    Brochantite 0 0
    Calcite   0 0
    Chalcedony 0 0
    CO2(g)    -3.5 10
    Co3O4 0 0
```

```
    Cr2O3        0 0
    Diaspore  0 0
    Ferrihydrite 0 0
    Fluorite 0 0
    Gibbsite  0 0
    Gypsum    0 0
    Malachite 0 0
    O2(g)     -32 10
    Pyromorphite 0 0
    Quartz 0 0
    Rhodochrosite 0 0
    Tenorite 0 0

USE solution 11
SAVE EQUILIBRIUM_PHASES 2
SAVE Solution 12 ## Source term at toe of facility after mineral precipitation
END
Title  Determine loss of metals due to HFO sorption and sedimentation
SURFACE 2
    Hfo_sOH Ferrihydrite         equilibrium_phase 0.005 64200
    Hfo_wOH Ferrihydrite         equilibrium_phase 0.2
    -donnan 1e-008
USE EQUILIBRIUM_PHASES 1 ## uses ferrihydrite precipited as reactive surface
USE Surface 2
USE Solution 12
SAVE Solution 13  # Source term at toe of facility after Mineral Precipitation and Sorption Loss
END

TITLE Blend source term at toe of proposed TSF with historic tailings source term
MIX 1
13      1.00
4       43.88

SAVE SOLUTION   14 ### Source term at base of historic tailings
END

REACTION 3
    H2O        -1
    2435.76 moles ###  Addition step. Removes HCT water but solute mass remains

USE solution 14                      ## Returns solution volume back to 1L
SAVE Solution 15
End


Title Allow precipitation of oversaturated phases in mixed source terms (new/historic tailings)
PHASES
Fix_pe
    e-=e-
    log_k     0

EQUILIBRIUM_PHASES 3
    Anhydrite 0 0
    Azurite 0 0
    Alunite   0 0
    Barite    0 0
    Boehmite 0 0
    Brochantite 0 0
    Calcite   0 0
    Chalcedony 0 0
    CO2(g)    -3.5 10
    Co3O4 0 0
    Cr2O3        0 0
    Diaspore  0 0
    Ferrihydrite 0 0
    Fluorite 0 0
    Gibbsite  0 0
    Gypsum    0 0
    Malachite 0 0
    O2(g)     -32 10
    Pyromorphite 0 0
```

```
    Quartz 0 0
    Rhodochrosite 0 0
    Tenorite 0 0

USE solution 15
SAVE EQUILIBRIUM_PHASES 3
SAVE Solution 16 ## Mixed source term (new/historic tailings) after mineral precipitation
END
Title  Determine loss of metals due to HFO sorption and sedimentation
SURFACE 3
    Hfo_sOH Ferrihydrite         equilibrium_phase 0.005 64200
    Hfo_wOH Ferrihydrite         equilibrium_phase 0.2
    -donnan 1e-008
USE EQUILIBRIUM_PHASES 3 ## uses ferrihydrite precipited as reactive surface
USE Surface 3
USE Solution 16
SAVE Solution 17  # Mixed source term (new/historic tailings) after Mineral Precipitation and
Sorption Loss
END

TITLE Blend source term under historic tailings with groundwater
MIX 1
17      0.00000014
6       0.99999986

SAVE SOLUTION   18
END

Title Allow precipitation of oversaturated phases in groundwater
PHASES
Fix_pe
    e-=e-
    log_k     0

EQUILIBRIUM_PHASES 4
    Anhydrite 0 0
    Azurite 0 0
    Alunite   0 0
    Barite    0 0
    Boehmite 0 0
    Brochantite 0 0
    Calcite   0 0
    Chalcedony 0 0
    CO2(g)    -3.5 10
    Co3O4 0 0
    Cr2O3        0 0
    Diaspore  0 0
    Ferrihydrite 0 0
    Fluorite 0 0
    Gibbsite  0 0
    Gypsum    0 0
    Malachite 0 0
    O2(g)     -32 10
    Pyromorphite 0 0
    Quartz 0 0
    Rhodochrosite 0 0
    Tenorite 0 0

USE solution 18
SAVE EQUILIBRIUM_PHASES 4
SAVE Solution 19 ## Groundwater after mineral precipitation
END
Title  Determine loss of metals due to HFO sorption and sedimentation
SURFACE 4
    Hfo_sOH Ferrihydrite         equilibrium_phase 0.005 64200
    Hfo_wOH Ferrihydrite         equilibrium_phase 0.2
    -donnan 1e-008
USE EQUILIBRIUM_PHASES 4 ## uses ferrihydrite precipited as reactive surface
USE Surface 4
USE Solution 19
SAVE Solution 20  # Groundwater after Mineral Precipitation and Sorption Loss
```

```
END

Title Use solution 20 to allow output
REACTION 1
    H2O        -1
    0 moles

USE solution 20
End
```

Appendix I
Scaling of Laboratory Data to Field Conditions

Appendix I

Scaling of Laboratory Data to Field Conditions

Background

Predictions of chemical leaching from mine waste are typically undertaken in column leach testwork in a laboratory (Kul'tin, 1997; Bowell, 2001; Antonijevic and Bogdanvic, 2004; Lizama et al., 2005; Sapsford et al., 2009). Such environments have a narrow range of environmental parameters such as temperature and liquid-solid ratio and material grain size, unlike the natural or field environment and as such results are not directly applicable and require some form of modification or "scaling" to represent the "real world" scenario. It widely recognised that laboratory data must be scaled for prediction of solute release at field scale (Li et al, 2005; Maest and Kuipers, 2005). For example, the inability of heap leach operations to reproduce high rates of laboratory metal leaching from column tests in full scale leach piles has been well documented (Kul'tin, 1997; Bowell, 2001; Antonijevic and Bogdanvic, 2004; Lizama et al., 2005).

Although many different approaches have been taken to address scaling factors when applying laboratory leachate data to field scale models, the fundamental factors and processes that lead to these differences are universal. The rate of oxidation, and subsequent solute release via dissolution or desorption, from weathering rock is directly related to several factors, which include the:

- Duration of rock-water interaction (residence time of water);
- Ratio of rock to water;
- Surface area of the minerals (grain size);
- Ambient temperature of rock / water system;
- Chemistry of the lixiviant leaching solution; and
- Reactivity of the minerals present in the rock (minerals which will oxidize or dissolve).

Static and kinetic laboratory tests are not designed to predict field chemistry, but rather to optimise or accelerate the natural rates of oxidation reactions in a controlled environment and to compare the relative kinetics of acid generating and neutralising processes. By design, laboratory tests consistently show higher release rates for various solutes than field conditions, because a test simulating actual release rates at actual time scales could not be completed expediently in order to facilitate predictive studies. The reactivity of minerals present in the rock is the principal unknown in laboratory tests. The duration of rock-water interaction, the ratio of rock to water, the surface area of the minerals, and the chemistry of the leach solution are all fixed by the method (or can be determined), and can be used to correct solute release for scale when these parameters are also known for the field conditions. Less is quantitatively known about these parameters at the field scale, however, although approximations can be made by mapping fracture densities, doing sieve analyses to determine in situ particle gradation, and measuring in situ water flow. Precipitation falling onto an outcrop contacts rock surfaces for variable amounts of time, for example, and the ratio of rock to water is determined by the intensity and duration of the event. In contrast, contact time and the ratio are relatively more constant in groundwater, but for both groundwater and surface water, the relative

surface area exposed to reaction per unit time will vary significantly on site depending upon the site-specific characteristics of fracture density, fracture permeability and geometry that control water flux.

In spite of these challenges, kinetic test data are often the best source of information available for prediction of future solute release as a result of weathering in mined rock (Sapsford et al., 2009). In the absence of kinetic data, scaled static data may be utilised. The difficulty for most modelling efforts is to determine a practical way to scale down laboratory test results so that they approximate future field conditions, because the non-classical behaviour of scaling effects cannot be readily predicted using existing theory or models. Where no current mine pit exists, current methods of relating field weathering factors (such as correcting for exposed surface areas) to laboratory results are problematic. The method for relating laboratory to field rates in such a case must rely on observations of field scale surface area and water flux performed at analogous sites.

Simple calculations which scale HCT leachate data based on surface area and rock-water ratio can be used to address at least a portion of the scale related differences, as has been done for waste rock and tailings studies. For example, the evaluation of backfilled waste rock at Turquoise Ridge operations in Nevada (Warrender et al., 2012). In a model currently being developed for Round Mountain, Nevada, USA, the characteristics of the weathered pit rind has been conservatively estimated using particle size analysis of run-of-mine rock from the existing mine site. Unfortunately, the way rock breaks defines the site specific surface area and the extent to which fracture flow controls the rock-water leaching ratio is highly variable and strongly dependent upon the characteristics of the individual ore deposit. The extent to which any of the data collected at sites with existing mine pits will be similar to the Copper Flat deposit is however, unclear. There are particle size and porosity data for a range of materials available in reference literature, and on Infomine, but again, their applicability to site-specific conditions at Copper Flat must be considered limited.

Although there are existing facilities on site, only limited in situ data is available. In the absence of such data, the best alternative may be to evaluate bounding scenarios based on published estimates of the relative order of magnitude of error associated with the application of lab data to field scale. Several published studies describing the differences between lab and field solute release rates, as discussed in the following section, were reviewed for the current modelling effort. Many of these studies used laboratory methods that were designed to mimic field conditions as closely as possible, unlike the more standardised methods typically used for mine site evaluation (e.g. HCT using ASTM protocols), and therefore may actually under predict the differences between laboratory and field scale leaching.

Literature Review of Scaling Factors

Sverdrup and Warfvinge (1995) have suggested that a 2 to 5 order of magnitude difference between field and laboratory release rates is caused by:

- Generation of inhibiting weathering products in the field (such as Al hydroxides) which cause field rates to be 2 to 5 orders of magnitude slower than lab rates.
- Lower ambient field temperatures (compared to typical laboratory temperatures that are approximately 25°C) can cause field rates to be 2 to 10 orders of magnitude slower than lab rates.

- Partial or incomplete wetting of field materials, which can reduce field rates to values that are 4 to 10 orders of magnitude slower than laboratory rates.

Drever and Clow (1995) have described additional factors relating to the scaling discrepancies between field and laboratory release rate determinations. They report field rates that are 2 to 8 orders of magnitude slower than laboratory or theoretical rates, which they attribute to:

- Formation of secondary layers on mineral surfaces in field conditions, such as aluminium or ferric hydroxide coatings.
- Presence of inhibiting solutes (such as Al ions) under field conditions, which are not present in laboratory lixiviants.
- The influence of saturated geochemical conditions on critical mineral phase kinetics during laboratory kinetics which are not present under variably saturated conditions in the field.

Schnoor (1990), described field rates that are typically one to two orders of magnitude slower than laboratory rates, even when using laboratory methods designed to eliminate the factors discussed above. Ritchie (1994), suggested that sulfide oxidation rates under “optimised conditions” (e.g. laboratory columns) are three orders of magnitude (or greater) faster than field values. Smith and Beckie (2003) report field weathering rates that are several times to several orders of magnitude slower for field rates.

Bennett et. al. (2000) suggested that the discrepancy between field and laboratory rates can be eliminated if laboratory testing is well designed to closely mimic field conditions, including grain sizes. This suggestion was also put forth by Sverdrup and Warfvinge (1995) and both authors demonstrate that accurate weathering rates can be simulated in the laboratory if site conditions can be duplicated. However, accurate field conditions cannot be measured for pit wall conditions at on site, because the proposed pit has not yet been constructed. Further, work by others (for example, Li et al, 2005; 2008) demonstrate that the scaling affect is based on changes in kinetic processes (reaction rates, diffusion, advection) between the pore and field scale, which could not be adequately simulated through most testing laboratories and are very difficult to simulate mathematically.

Li et. al. (2005 and 2008) describe “chemical, physical, and microbiological heterogeneity that results in the formation of concentration gradients [which]….can lead to a scale dependence of the rates and thus potentially to discrepancies between laboratory and field rates.” In complex systems with multiple species that flow in single pores and fractures under the influence of both diffusion and advection, significant flow and concentration gradients result in rate discrepancies between the lab and field scale. Of particular importance is the need to scale rate of mass release per unit reactive surface area and volume of leachate, because of the influence these factors have on the scale dependent gradients. Efforts by Li et al. (2005) to upscale geochemical reaction rates using pore scale network modelling to study anorthite and kaolinite reactions associated with changing carbon dioxide concentrations indicate that pore-scale concentrations of reactive species and reaction rates vary spatially by up to four orders of magnitude when reactant concentrations are high.

A non-peer reviewed article by Morin and Hutt (2005) proposes various approaches to the issue of scaling laboratory leachate data and uses a generic conceptual model at the microscale, mesoscale, and full scale to demonstrate that physical factors like water flowpaths, sequences of minerals, and sampling location affect drainage chemistry. In this study, increases in scaling factors (e.g., volume, kinetic rate, residence time, and solid: liquid ratio) cause aqueous concentrations to increase until a

maximum equilibrium level is attained. Morin and Hutt point out that equilibrium can be attained if the leaching rate of a particular element is sufficiently high which is more common under acidic pH conditions. In this case, the concentrations are direct predictors of full-scale chemistry and scale correction is unnecessary. The “scale transition” represents the general break between kinetically-determined and equilibrium-determined concentrations in mg/L. Morin and Hutt provide equations for calculating scale transition. These Empirical Drainage Chemistry Models (EDCMs) show that full-scale equilibrium concentration is not constant throughout the year and these seasonal variations are unique for each element at each mine site. Unfortunately, due to the lack of detail needed to develop an EDCM’s, it is not possible to directly apply this approach. Furthermore, the element by element approach does not take into account the common-ion effect or aqueous interference of elements in solution that leads to saturation and precipitation, ion-exchange or adsorption-desorption reactions. Therefore, this approach has not been utilized.

Maest and Kuipers (2005) discuss the need to scale data as well, and suggest that laboratory oxidation and weathering rates are two to three orders of magnitude greater than in the field, requiring correction for differences in surface area and rock-water ratio for proper modelling application.

Implications for Copper Flat Geochemical Modeling

The above literature review of scaling factors for predictive modelling shows differences between laboratory and field release rates range between one and five orders of magnitude. In order to maintain a conservative approach, in this study a factor of 10 or one order of magnitude has been applied in scaling laboratory data to field conditions for predictions of geochemical reaction rates.