



Table 2 GroundWater Analytical

First Quarter 2020 El Segundo Groundwater Analytical

 El Segundo 2020	Location	KPL-6	KPL5	Gallup	SJ-120	Daltion	Eastside	Plant Well
	Work Order							
	Lab ID	2003852	2003852	2003852	2003852	2003852	2003852	2003852
	Date Sampled	3/18/2020	3/18/2020	3/18/2020	3/18/2020	3/18/2020	3/18/2020	3/18/2020
	Date Received	3/18/2020	3/18/2020	3/18/2020	3/18/2020	3/18/2020	3/18/2020	3/18/2020
El Segundo 2020	SampleID	KPL-6	KPL5	Gallup	SJ-120	Daltion	Eastside	Plant Well
Units	Analyte	Result	Result	Result	Result	Result	Result	Result
s.u.	pH	8.6	8.36		8.15	8.57	8.39	8.21
mg/L	Total Dissolved Solids (180)	1210	845		1470	1370	1280	1460
mg/L	Total Alkalinity (as CaCO3)	507.6	448.2		197.6	72.76	214.1	196.8
mg/L	Nitrate Nitrogen (As N)	0.33	ND		ND	ND	ND	ND
mg/L	Total Cyanide	ND	ND		ND	ND	ND	ND
mg/L	Bicarbonate as HCO3	48.8	445.2	R	197.6	67.8	210.9	196.8
mg/L	Carbonate as CO3	23.84	3.04	e	ND	4.96	3.2	ND
mg/L	Chloride	20	8.3	p	16	17	13	15
mg/L	Fluoride	0.6	0.87	a	0.23	ND	ND	ND
mg/L	Sulfate	420	210	c	940	940	730	920
mg/L	Calcium	9	13	i	38	80	15	40
mg/L	Magnesium	2.8	5.6	n	20	36	6.8	19
mg/L	Potassium	2.9	2.7	g	4.5	7.5	3.1	4.3
mg/L	Sodium	430	290	w	430	300	380	410
mg/L	Dissolved Arsenic	0.0011	ND	e	ND	ND	ND	ND
mg/L	Dissolved Barium	0.021	0.043	l	0.01	0.018	0.011	0.01
mg/L	Dissolved Cadmium	ND	13	l	38	ND	ND	ND
mg/L	Dissolved Chromium	ND	ND		ND	ND	ND	ND
mg/L	Dissolved Copper	0.0017	ND	p	0.00055	ND	ND	ND
mg/L	Dissolved Iron	2.3	4.2	u	0.28	0.03	0.39	0.13
mg/L	Dissolved Lead	0.01	0.033	m	ND	ND	ND	ND
mg/L	Dissolved Manganese	0.036	5.6	p	0.11	0.0094	0.064	19
mg/L	Dissolved Selenium	ND	ND		ND	ND	ND	ND
mg/L	Dissolved Silver	ND	ND		ND	ND	ND	ND
mg/L	Dissolved Zinc	0.98	8.7		0.062	0.012	ND	0.021
mg/L	Total Mercury	ND	ND		0.0002	ND	ND	ND

Second Quarter 2020 El Segundo Groundwater Analytical

 El Segundo 2020	Location	KPL-6	KPL5	Gallup	SJ-120	Daltion	Eastside	Plant Well
	Work Order							
	Lab ID	2005213	2005213	2005213	2005213	2005213	2005213	2005213
	Date Sampled	5/4/20	5/4/20	5/4/20	5/4/20	5/4/20	5/4/20	5/4/20
	Date Received	5/6/20	5/6/20	5/6/20	5/6/20	5/6/20	5/6/20	5/6/20
El Segundo 2020	SampleID	KPL-6	KPL5	Gallup	SJ-120	Daltion	Eastside	Plant Well
Units	Analyte	Result	Result	Result	Result	Result	Result	Result
s.u.	pH	8.5	8.4	8.14		7.9	8.4	8.2
mg/L	Total Dissolved Solids (180)	1210	422	1360		1780	1300	1440
mg/L	Total Alkalinity (as CaCO3)	476.3	448.8	194.6	N	230.1	220.1	195.2
mg/L	Nitrate Nitrogen (As N)	ND	ND	ND	o	ND	ND	ND
mg/L	Total Cyanide	ND	ND	ND	t	ND	ND	ND
mg/L	Bicarbonate as HCO3	463.2	444.2	194.6		230.1	215.8	195.2
mg/L	Carbonate as CO3	13.12	4.56	ND	W	ND	4.32	ND
mg/L	Chloride	19	8.3	12	o	11	12	14
mg/L	Fluoride	ND	0.65	ND	r	ND	ND	ND
mg/L	Sulfate	400	210	760	k	1100	680	860
mg/L	Calcium	7.6	9.6	33	i	130	14	36
mg/L	Magnesium	0.0085	4.4	0.053	n	92	0.061	0.11
mg/L	Potassium	2.5	2.3	3.8	g	5.1	2.9	4
mg/L	Sodium	420	310	410		310	410	430
mg/L	Dissolved Arsenic	ND	ND	ND	A	ND	ND	ND
mg/L	Dissolved Barium	463.2	0.027	0.0091	t	0.01	0.01	195.2
mg/L	Dissolved Cadmium	7.6	ND	ND		ND	ND	ND
mg/L	Dissolved Chromium	ND	ND	ND	T	ND	ND	ND
mg/L	Dissolved Copper	ND	ND	ND	h	ND	ND	ND
mg/L	Dissolved Iron	ND	1.6	ND	e	0.12	0.062	0.12
mg/L	Dissolved Lead	0.00051	0.014	ND		ND	ND	ND
mg/L	Dissolved Manganese	2.2	4.4	0.053	T	0.07	7.10	0.11
mg/L	Dissolved Selenium	ND	ND	ND	i	0.0014	ND	ND
mg/L	Dissolved Silver	ND	ND	ND	m	ND	ND	ND
mg/L	Dissolved Zinc	0.34	3.5	0.1	e	0.019	0.021	0.03
mg/L	Total Mercury	ND	ND	ND		ND	ND	ND

Third Quarter 2020 El Segundo Groundwater Analytical



 El Segundo 2020	Location	KPL-6	KPL5	Gallup	SJ-120	Daltion	Eastside	Plant Well
	Work Order							
	Lab ID	2007b41-006a	2007b41-006a	2007b41-006a	2007b41-006a	2007b41-006a	2007b41-006a	2007b41-006a
	Date Sampled	7/22/2020	7/22/2020	7/22/2020	7/22/2020	7/22/2020	7/22/2020	7/22/2020
	Date Received	7/23/2020	7/23/2020	7/23/2020	7/23/2020	7/23/2020	7/23/2020	7/23/2020
El Segundo 2020	SampleID	KPL-6	KPL5	Gallup	SJ-120	Daltion	Eastside	Plant Well
Units	Analyte	Result	Result	Result	Result	Result	Result	Result
s.u.	pH	8.53	8.37	8.27		7.91	8.41	8.27
mg/L	Total Dissolved Solids	1180	813	1090		1740	1250	1460
mg/L	Chloride	19	8.8	9.9	N	12	13	15
mg/L	Fluoride	0.52	0.66	ND	o	ND	0.18	0.12
mg/L	Nitrogen, Nitrate (As N)	ND	ND	ND	t	0.12	ND	ND
mg/L	Sulfate	410	200	590		1100	690	890
mg/L	Bicarbonate (As CaCO3)	464.7	438.9	198.6	W	225.1	213.2	195.1
mg/L	Carbonate (As CaCO3)	13.44	3.440	ND	o	ND	2.960	ND
mg/L	Total Alkalinity (as CaCO3)	478.2	442.3	198.6	r	225.1	216.2	195.1
mg/L	Mercury	ND	ND	ND	k	ND	ND	ND
mg/L	Barium	0.013	0.023	0.014	i	0.010	0.0093	0.0088
mg/L	Cadmium	ND	ND	ND	n	ND	ND	ND
mg/L	Calcium	7.4	9.5	26	g	120	14	35

Table 2 GroundWater Analytical

mg/L	Iron	ND	0.046	0.16	A t T h e T i m e	0.38	0.050	0.14
mg/L	Magnesium	2.4	4.4	13		83	6.7	18
mg/L	Manganese	0.011	0.013	0.060		0.075	0.050	0.10
mg/L	Potassium	3.0	2.4	3.2		4.8	2.7	3.7
mg/L	Silver	ND	ND	ND		ND	ND	ND
mg/L	Chromium	ND	ND	ND		0.024	ND	ND
mg/L	Zinc	0.38	0.25	0.11		ND	0.023	0.032
mg/L	Sodium	420	280	320		280	390	410
mg/L	Arsenic	ND	ND	ND		ND	ND	ND
mg/L	Copper	ND	ND	ND		ND	ND	ND
mg/L	Lead	0.00075	ND	ND		ND	ND	ND
mg/L	Selenium	ND	ND	ND		ND	ND	ND
mg/L	Cyanide	ND	ND	ND		ND	ND	ND

Fourth Quarter 2020 El Segundo Groundwater Analytical

		Location	KPL-6	KPL5	Gallup	SJ-120	Daktion	Eastside	Plant Well
		Work Order	2009D60	2009D60	2009D60		2009D60	2009D60	2009D60
		Lab ID	2009D60-001	2009D60-002	2009D60-006		2009D60-003	2009D60-004	2009D60-005
		Date Sampled	9/22/20	9/22/20	9/22/20		9/22/20	9/22/20	9/22/20
		Date Received	9/22/20	9/22/20	9/22/20		9/22/20	9/22/20	9/22/20
El Segundo 2019		SampleID	KPL-6	KPL5	Gallup	SJ-120	Daktion	Eastside	Plant Well
Units	Analyte	Result	Result	Result	Result	Result	Result	Result	Result
s.u.	pH	8.33	8.34	8.22		7.8	8.37	8.2	
mg/L	Total Dissolved Solids (180)	1180	790	1070	N o t W o r k i n g A t T h e T i m e	1710	1240	1390	
mg/L	Total Alkalinity (as CaCO3)	480.2	441.4	198.2		228.6	215.3	193.7	
mg/L	Nitrate Nitrogen (As N)	ND	ND	ND		ND	ND	ND	
mg/L	Total Cyanide								
mg/L	Bicarbonate as HCO3	477.3	439.3	198.2		228.6	213	193.7	
mg/L	Carbonate as CO3	2.88	2.16	ND		ND	2.32	ND	
mg/L	Chloride	19	8.3	10		11	12	16	
mg/L	Fluoride	0.68	0.86	ND		ND	ND	0.26	
mg/L	Sulfate	420	220	600		900	700	890	
mg/L	Calcium	9	8.2	28		130	15	39	
mg/L	Magnesium	3	3.8	14		92	7.2	20	
mg/L	Potassium	2.5	2.1	3.3		4.8	2.7	3.8	
mg/L	Sodium	420	290	320		290	410	430	
mg/L	Dissolved Arsenic	ND	ND	ND		ND	ND	ND	
mg/L	Dissolved Barium	477.3	0.019	0.0094	0.011	0.0097	0.0092		
mg/L	Dissolved Cadmium	ND	ND	ND	ND	ND	ND		
mg/L	Dissolved Chromium	ND	ND	ND	ND	ND	ND		
mg/L	Dissolved Copper	ND	ND	ND	ND	ND	ND		
mg/L	Dissolved Iron	ND	0.049	0.12	ND	0.039	0.14		
mg/L	Dissolved Lead	0.009	ND	ND	ND	ND	ND		
mg/L	Dissolved Manganese	0.014	0.0086	0.061	0.08	0.051	0.11		
mg/L	Dissolved Selenium	ND	ND	ND	ND	ND	ND		
mg/L	Dissolved Silver	ND	ND	ND	ND	ND	ND		
mg/L	Dissolved Zinc	0.52	0.16	0.091	0.098	0.08	0.11		
mg/L	Total Mercury	ND	ND	ND	ND	ND	ND		