

How to apply for a C-133 (Authorization to Move Produced Water in New Mexico)

Instruction as of January 23, 2023. Names, contact numbers and specifics may change in the future. It is the responsibility of the applicant to always stay apprised of the changes.

Who is required to obtain an approved Form C-133?

Pursuant to 19.15.34.17.A NMAC, “A person shall not transport produced water, drilling fluids or other liquid field waste, including drilling fluids and residual liquids in oil field equipment, except for small samples removed for analysis, by motor vehicle from a lease, central tank battery or other facility without an approved form C-133, authorization to move liquid waste. The transporter shall maintain a photocopy of the approved form C-133 in the transporting vehicle.”

C-133 Application process

1. A corporation, limited liability company, partnership, or limited partnership, must register with the New Mexico Secretary of State to do business in New Mexico prior to moving forward with the next steps below. *Note: A Sole Proprietor applicant does not need to register with the Secretary of State.*
 - Please refer to the New Mexico Secretary of State, Business Services website for more information about completing the process. Contact information can be located on their website at: <https://www.sos.state.nm.us/business-services/>
2. Obtain a Warrant for Transportation Services for Transportation of General Commodities from the New Mexico Public Regulation Commission (NMPRC), Transportation Division.
 - Contact Justin Garcia (505) 695-8949 and/or Yvette Hetzer (505) 470-9053 with the NMPRC Transportation Division. Once you obtain a Warrant for Transportation Services for Transportation of General Commodities, and then proceed to Step 3.
3. Register your company through the following link to obtain an Operator ID (OGRID). An OGRID must be assigned before the C-133 application can be processed:
<https://wwwapps.emnrd.nm.gov/OCD/OCDPermitting/Register/Create/RegisterContact.aspx?type=WaterHauler>

If you have any questions, please contact the Administrative Compliance group
at: OCD.AdminComp@emnrd.nm.gov.

Simply Submitting a Form C-133 DOES NOT deem the application approved.

How to apply for a C-133 (Authorization to Move Produced Water in New Mexico)

Welcome to Electronic Permitting and Payment for the New Mexico Oil Conservation Division (OCD)

Sign-in to submit all fee application types except:

- **Applications for an administrative hearing**
- **Applications for a continuance of an administrative hearing**
- You do not need to **sign-in** or have a user ID to access the Operator Data functions (Permit Status, Well List, Inactive Well List and C-115 reports)

Registration with the Oil Conservation Division

If your company is not currently registered as an operator with the Oil Conservation Division click on the links below:

[Register contact information to obtain authorization to operate a well](#)

Drilling, operating, or producing any oil, gas, brine mining injection, fluid injection, or oil and gas waste disposal well(s).

[Register contact information to obtain authorization to operate as a transporter for oil or gas](#)

Transporting, reclaiming, treating, processing, or refining crude oil, gas and products; recovering skim oil from a salt water disposal site.

[Register contact information to obtain authorization to operate and move produced water](#)

Transporting produced water, drilling fluids or other liquid waste* by motor vehicle from a lease, central tank battery or other facility.

* Including drilling and residual liquids in oil field equipment, except for small samples removed for analysis.

When registering with OCD, be sure the company name and address are entered exactly as they appear in the New Mexico Secretary of State Registration. If the submitted information does not match New Mexico Secretary of State, USDOT/FMCSA, and NMPRC, the registration will be rejected.

Water Hauler Contact Registration

| Organization Information | |
|---|---|
| Affiliation (Parent Company): | <input type="text"/> |
| Operator Name: | <input type="text" value="Water Hauler Instruction Example, LLC"/> |
| Secretary Of State Registration: * | <input checked="" type="radio"/> I am in good standing and registered with the Office of the Secretary of State <input type="radio"/> I am a general partnership or sole proprietor and not required to register with the Office of the Secretary of State |
| <small>* If required to register with the Office of the Secretary of State, then the Operator Name (above) must match exactly or this registration will be rejected.</small> | |
| Description: ** | <div><input type="text" value="Water Hauling Instruction Example, LLC will be a water hauling company located in Santa Fe County. Our yard is located in Santa Fe County."/></div> |
| <small>** Please enter a brief description for your water hauler organization or expected duties. If you already have an OGRID and trying to add additional authorization(s), please mention this in the description.</small> | |
| Address: | <input type="text" value="123 Main St."/> <input type="text"/> |
| City: | <input type="text" value="Santa Fe"/> |
| State: | <input type="text" value="New Mexico"/> |
| Zip: | <input type="text" value="87501"/> |
| Country: | <input type="text" value="U.S.A."/> |
| Main Phone: | <input type="text" value="505-479-2585"/> |
| Main Fax: | <input type="text"/> |

Enter the Central Contact information for your business. This person will be the primary contact for all OCD matters.

How to apply for a C-133 (Authorization to Move Produced Water in New Mexico)

Central Contact Information

First Name:

Middle Name:

Last Name:

Title:

Phone:

Cell:

Fax:

Email:

Enter District contact information for any district you will be conducting business in. Select “Submit To OCD” when all information has been completed.

District Contact Information

Please select the district(s) where your wells will be located and enter the Emergency Contact Information

Districts

☐ District 1 - Hobbs

☐ District 2 - Artesia

☐ District 3 - Aztec

☒ District 4 - Santa Fe

First Name:

Middle Name:

Last Name:

Title:

Phone:

Cell:

Fax:

Email:

☐ I'm not a robot



Submit To OCD

How to apply for a C-133 (Authorization to Move Produced Water in New Mexico)

4. Once the registration is complete and approved by OCD staff, OCD will then send an email with instructions on how to setup your Administrator (OpAdmin) account. An OpAdmin Account cannot be set-up until the registration is approved and an OGRID is assigned.

Welcome to Electronic Permitting and Payment for the New Mexico Oil Conservation Division (OCD)

Sign-in to submit all fee application types except:

- [Applications for an administrative hearing](#)
- [Applications for a continuance of an administrative hearing](#)
- You do not need to [sign-in](#) or have a user ID to access the Operator Data functions (Permit Status, Well List, Inactive Well List and C-115 reports)

Registration with the Oil Conservation Division

If your company is not currently registered as an operator with the Oil Conservation Division click on the links below:

[Register contact information to obtain authorization to operate a well](#)

Drilling, operating, or producing any oil, gas, brine mining injection, fluid injection, or oil and gas waste disposal well(s).

[Register contact information to obtain authorization to operate as a transporter for oil or gas](#)

Transporting, reclaiming, treating, processing, or refining crude oil, gas and products; recovering skim oil from a salt water disposal site.

[Register contact information to obtain authorization to operate and move produced water](#)

Transporting produced water, drilling fluids or other liquid waste* by motor vehicle from a lease, central tank battery or other facility.

* Including drilling and residual liquids in oil field equipment, except for small samples removed for analysis.

[Register contact information to obtain authorization to operate a plant](#)

Operating gasoline plant(s), natural gas or natural gas liquid processing plant(s), pressure maintenance or repressurizing plant(s), or recycling plant(s);

[Register contact information to obtain authorization to operate a facility](#)

Operating an underground hydrocarbon or natural gas storage facility.

[Register contact information to obtain authorization to operate a pipeline](#)

Operating a pipeline; operating a distribution / master meter system.

[Register contact information for your organization to operate as a service contractor](#)

Operating as a cementer approved for plugging wells, casing strings or liners; operating a well service company performing well stimulation activities*; cleaning a reserve pit.

* Including hydraulic fracturing.

Any company that operated wells in New Mexico prior to December 15, 2005 is already registered as a well operator.

Helpful Links for Registered Organizations

[Sign up to be an Operator Administrator](#)

This option will get you a user ID to submit permits and forms.

If your organization already has an Operator Administrator, that person will give you a user ID.

Your organization must be a registered operator (above) before you can proceed with this option.

[Update Operator Address and Contact Information](#)

[Sign-in](#) to OCD Online with your user ID and password and go to Administration => Operator Management => Address and Contact Information

[Instructions for C-115](#) (Monthly Well Production Form)

When registering an OpAdmin account, select your OGRID from the drop down.

Register as an OCD Online Operator Administrator

The purpose of the Operator Administrator Registration Form, which will be produced by this process, is to identify one individual per operator whose name will be deemed to be on

Please note that after you fill in information on the following screen, the form generated by this process must be printed and signed by the president or a vice president of the corporate form), a manager (if it does business as a limited liability company), a partner (if it does business as a partnership), or the operator individually (if it is a sole proprietorship

To Register as an OCD Online Operator Administrator

Your organization must be a registered operator with OCD (if you operated wells in New Mexico before December 15, 2005, you are a registered operator)

Generally, there will not have been an Operator Administrator form filed for your organization. If you have an Operator Administrator, please contact that person for a user id.

If you need to change the Operator Administrator, see if you have an Operator Administrator, or find out who it is, select your organization from this list:

[331550] Water Hauler Instruction Example, LLC

Select

How to apply for a C-133 (Authorization to Move Produced Water in New Mexico)

Register as an OCD Online Operator Administrator

The Operator Administrator Registration Form must be signed by the president or a vice president of the corporation or by an employee of the corporation (liability company), a partner (if it does business as a partnership), or the Operator individually (if it is a sole proprietorship).

The signature of the Operator Administrator affixed to this form shall be deemed to appear on all electronically filed forms, as if actually so appearing.

If the Operator Administrator leaves the employment of the Operator or ceases to be authorized to sign such forms for it, the Operator's authority to file fo

Operator Administrator Registration

Duly Authorized Representative

Name:

Title:

Operator Organization

Name:

OGRID:

Mailing Address:

Operator Administrator

First Name:

Mi:

Last Name:

E-mail Address:

Phone Number:

Once the information is complete please print the Request sign it, and mail/Fax to OCD for approval.

Print

Print the OpAdmin form, make sure both signatures are present, scan, and email to

OCD.AdminComp@emnrd.nm.gov

Submit by mail or
FAX (505) 476-3462


State of New Mexico
Energy, Minerals and Natural Resources
Oil Conservation Division
1220 S. St Francis Dr.
Santa Fe, NM 87505

Revised February 4, 2004


Electronic Permitting Operator Administrator Registration Form

Purpose
The purpose of the Operator Administrator Registration Form is to identify one individual per Operator whose name will be deemed to be on each OCD permit or form filed electronically by that organization.
This form also identifies one Operator Administrator who will authorize users to submit electronic permits or forms for the organization. OCD will contact the Operator Administrator with instructions.

The Operator Administrator Registration Form must be signed by the president or a vice president of the corporation or by an employee of the corporation duly authorized (by corporate resolution or power of attorney) to approve and sign an Oil Conserva
does business as a limited liability company), a partner (if it does business as a partnership), or the Operator individually (if it is a sole proprietorship).
The signature of the Operator Administrator affixed to this form shall be deemed to appear on all electronically filed forms, as if actually so appearing.
If the Operator Administrator leaves the employment of the Operator or ceases to be authorized to sign such forms for it, the Operator's authority to file forms electronically shall automatically be terminated until a new Operator Administrator Registration I
authority ends for any reason.

Nicholas Karns
Duly Authorized Representative Name _____  Duly Authorized Representative Signature _____

Compliance Officer
Title _____ Date _____

| | |
|--|---|
| Operator Organization Name: | Water Hauler Instruction Example, LLC |
| OGRID Number: | 331550 |
| Mailing Address: | 123 Main St. Santa Fe, NM 87501 |
| Name of Operator Administrator: | Nicholas Karns |
| Operator Administrator Signature: |  |
| Operator Administrator E-mail Address: | nicholas.karns@emnrd.nm.gov |
| Operator Administrator Phone Number: | 505-479-2585 |

Print

How to apply for a C-133 (Authorization to Move Produced Water in New Mexico)

5. Retrieve a Form C-133 application located on the OCD Forms web page:
(<https://www.emnrd.nm.gov/oed/oed-forms/>). The forms are listed numerically. A PDF and WORD format of the form are both available. The PDF form allows information to be entered electronically. Enter all applicable information on the form, sign and save as a PDF for the submittal process. Also prepare a PDF copy of the Warrant for Transportation Services.

Please obtain the latest version of the Form C-133 from the OCD hyperlink above. Submittal of an earlier version of the Form C-133 will be denied and the applicant will be required to reapply using the latest version of the Form C-133 and will be subject to an additional \$150.00 fee.

NEW MEXICO
e m n r d
Energy, Minerals and Natural Resources Department

INDUSTRY OVERSIGHT NATURAL RESOURCE MANAGEMENT CLIMATE CHANGE STATE PARKS

Industry Oversight

MINING

- MMD Online: Web Applications
- Mining Data and Statistics
- Public Notices
- Coal Mine Reclamation Program
- Mining Act Reclamation Program
- Abandoned Mine Land Program
- Mine Registration and Reporting Program
- Excellence in Reclamation Award
- Commissions

OIL & GAS

- Oil and Gas Permitting
- OCD Permitting
- OCD Forms**
- Applications, Permits, Notifications
- Methane Waste Rule
- OCD Public Resources
- OCD Announcements and Notifications
- Oil Conservation Commission
- Oil Conservation Division Hearings

C-133 (Revised 10/11/2022) Authorization to Move Produced Water
Please file electronically through OCD e-Permitting, using the Fee Application tab

C-133 Instructions (12/5/2022)

PDF DOC

- Fill out the application. The transporter company name on the Form C-133 must be identical to the company name on the Warrant for Transportation Services and in the New Mexico Secretary of State database, if not a sole proprietor.

How to apply for a C-133 (Authorization to Move Produced Water in New Mexico)

The application/form must be submitted via
OCD's Online Permitting System at <https://www.apps.enmr.dnm.gov/OCD/OCDPermitting/Default.aspx> along with any associated permit fee.

State of New Mexico
Energy Minerals and Natural Resources

Form C-133
Revised October 11, 2022

Oil Conservation Division
1220 South St. Francis Dr.
Santa Fe, NM 87505

AUTHORIZATION TO MOVE PRODUCED WATER

Transporter Name: Water Hauler Instruction Example, LLC

Business (Physical) Address in New Mexico:

123 Main St, Santa Fe, NM 87501

Contact Mailing Address (If different):

123 Main St, Santa Fe, NM 87501

Business Phone: 505-479-2585

Business Fax:

Contact Phone: 505-479-2585

Contact Fax:

1. Attach a copy of the applicant's New Mexico Public Regulation Commission (PRC) Warrant for Transportation Services.

2. Identify the form of the applicant's business entity: (Example: corporation, limited liability company [LLC], limited partnership, limited liability partnership, partnership, sole proprietor): Limited Liability Company (LLC)

A. If the applicant is a corporation or LLC, provide the Secretary of State corporation number: 123456789

B. If the applicant is a limited partnership or limited liability partnership, provide the Secretary of State file number: _____

C. If the applicant is any other form of partnership, identify all partners: _____

D. If the applicant is a sole proprietor, provide the name of the sole proprietor: _____

(Note: If the form of your business entity changes, the name of your business changes, or the business address changes, you must re-apply for authorization.)

- Please ensure the physical business address provided on the Form C-133 is identical to the company's physical business address in the New Mexico Secretary of State database, if not a sole proprietor.
- Fill out all areas of the Form C-133 pertaining to your company (transporter). Please read all notices provided on the form, then sign and date when complete. Scan and/or save as a PDF file to upload later. You will need to upload a PDF to the digital application in step 5.
- Please be legible. If OCD is not able to read the information provided on the C-133 form, it will not be able to initiate the review and may result in a denial.

How to apply for a C-133 (Authorization to Move Produced Water in New Mexico)

It is the responsibility of each holder of an approved Form C-133 to comply with 19.15.34 NMAC and familiarize its personnel with that rule's requirements. Failure to move or dispose of produced water in accordance with 19.15.34 NMAC may be cause for cancellation of the Form C-133.

"I hereby certify that the information above is true and complete to the best of my knowledge and belief." (Application must be signed by person who is authorized to obligate the company applying for the permit)

Signature: Sign Here Date: 02/01/2023
Printed Name: Nicholas Karns Title: Compliance Officer
E-mail Address: nicholas.karns@emnrd.nm.gov

(This space for State use)

Approved by: _____ Title: _____

Date: _____

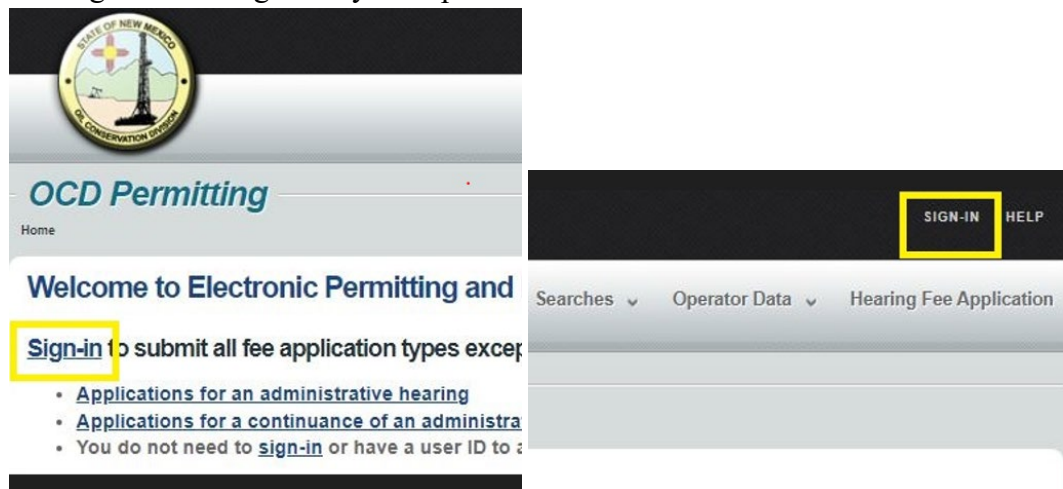
- You must provide an email address. OCD will email approvals to the applicant. *Note: Applicants will also be able to obtain a copy of their C-133 approval through their Administrator account by tracking their request by choosing the "Action Status" under the "Data Operator" drop-down options.*
- Leave the bottom section blank where it says (This space for State use)

6. Submit the C-133 Application through the OCD Permitting website:

<https://wwwapps.emnrd.nm.gov/OCD/OCDPermitting/default.aspx>.

OCD charges a \$150.00 fee to process C-133 applications. **C-133 applications are only accepted through the OCD Permitting website. Do not mail application or payments.**

- a) On the front page of OCDPermitting, or in the upper right corner of the screen click on "Sign In" and sign into your Operator Administrator account.



- b) Once signed in, place your cursor on "Submissions" (upper right corner of screen) and select "All OCD Forms" from the drop-down options.

How to apply for a C-133 (Authorization to Move Produced Water in New Mexico)

The screenshot shows the OGD Permits portal interface. At the top, the user is logged in as NICHOLAS.KARNS (COMPLIANCE OFFICER FOR WATER HAULER INSTRUCTION EXAMPLE, LLC) with links for SIGN OUT and HELP. Below the header, there are tabs for Searches, Operator Data, Submissions, and Administration. The Submissions tab is active, displaying a dropdown menu with the following options: All OCD Forms, Cases & Hearings, Facilities, Natural Gas Capture Rate, Other, Pits, Releases, Seismic Activity, Wells, and Venting & Flaring. On the left, there is a placeholder for a map. On the right, there are Action Filters for Months (1, 2, 3) and a list of results filtered by OGF: All Actions (0), Draft Actions (0), More Info Action, Pending Action, Approved Action, and Rejected Action.

c) Scroll down to C-133 and select the C133A option for new submittals.

| | | | |
|-------|---|--------------------|---|
| C-133 | [C-133] Prod. Water Move Initial (C-133A) • Additionally referred to as: Authorization to Move Produced Water (Initial Application) (C-133A). Click to view expected documentation | \$150 fee required | [C-133] Prod. Water Move Initial  |
| | [C-133] Prod. Water Move Correction (C-133B) • Additionally referred to as: Authorization to Move Produced Water (Amended Address / Contact Information) (C-133B). Click to view expected documentation | \$150 fee required | [C-133] Prod. Water Move Correction |
| | [C-133] Prod. Water Move Cancellation (C-133C) • Additionally referred to as: Authorization to Move Produced Water (Cancellation Notification) (C-133C). Click to view expected documentation | | [C-133] Prod. Water Move Cancellation |

d) By following the step-by-step process, you will attach a PDF of the completed and signed C-133 and a PDF copy of the transportation warrant to the application

I. Select “New C-133A Application”

The screenshot shows the OCD Permitting application page. The breadcrumb trail is Home > Submissions > Other > C-133A. The Status dropdown is set to Draft Application. Below this is a table with the following columns: PO Number, Type, ID, Status, Fee Amount, Payment Type, Created, Submitter *, and Modified. At the bottom, there is a button labeled New C-133A Application.

II. Make sure all of your contact information is correct, then click on “Add Application Attachments.”

How to apply for a C-133 (Authorization to Move Produced Water in New Mexico)

Submit Fee [C-133] Prod. Water Move Initial (C-133A)


Submission Contact, Application, Fee and Payment Details

| | | | |
|-------------|-----------------------------|---------------------|--|
| First Name: | Nicholas | Application Status: | Draft Application |
| Last Name: | Karns | | <ul style="list-style-type: none">Please call (505) 476-3441 or email ocd.fees@state.nm.us for support.OCD currently accepts payment only by credit card. |
| Email: | Nicholas.Karns@emnrd.nm.gov | Fee Amount: | \$150.00 |

[Edit Submission Contact Details](#)

Method of submission

Upload Attachment(s):

[Add Application Attachments](#) 

Application attachments indicate Attachment(s) required to proceed.

Notice: It is your responsibility to verify that your uploaded application and attachments are complete and attached successfully.

- If your upload is successful and your application or attachments contains fillable fields, use the link above to verify all the fields are being populated appropriately.
- If the fields in your file(s) are not being populated after uploading, we recommend using your editing software to flatten or restrict the editing options on your file(s) prior to uploading.
- Use the delete link to remove any attachment and re-upload a new file, only the current attachment(s) is submitted for review.

[Make Payment](#) [Delete](#)

III. You will need to upload both the C-133 Application you completed earlier, and the PRC Warrant for Transportation Services.

Supporting Document

- If your document requires your signature, please upload the signed document.
- Unless otherwise specified, the uploaded documents must be PDF format and should be scanned at 300 DPI.
- Name your files appropriately (e.g. AppHearing_CaseNo.pdf, Cont_CaseNo.pdf, C-133_CoNo.pdf).
- A file name can't contain any of the following characters: < > : " / \ | ? * & % '.

Attachment Type:

Attachment:

[Upload Selected Files](#)

- e) Once the previous steps are complete, click on “Submit to OCD” in the bottom left of the screen. You will be directed to the payment site authorize.net. Payments can only be made by credit card. *Note: OCD will not initiate the review process until the fee payment is confirmed. Scanned C-133 and transportation warrant must be attached prior to making the fees payment. If the documents are not attached, the applicant will be required to reapply and will need to pay the \$150.00 fee again.*

How to apply for a C-133 (Authorization to Move Produced Water in New Mexico)

Submit Fee [C-133] Prod. Water Move Initial (C-133A)

Submission Contact, Application, Fee and Payment Details

First Name: Nicholas

Application Status: Draft Application

Last Name: Kams

- Please call (505) 476-3441 or email ocd.fees@state.nm.us for support.

Email: Nicholas.Kams@emnrd.nm.gov

- OCD currently accepts payment only by credit card.

Fee Amount: **\$150.00**

[Edit Submission Contact Details](#)

Method of submission

Upload Attachment(s):

| Attachment Type (Description) Tag(s) | Original Uploaded File Name | |
|--|---|------------------------|
| C-133A Add Tag | c133 PDF.pdf (68 KB) Replace File | Delete |
| PRC Warrant for Transportation Add Tag | PRC warrant PDF.pdf (236.6 KB) Replace File | Delete |
| | Files: 2 Total Size: 304.6 KB | |

[Add Application Attachments](#)

Notice: It is your responsibility to verify that your uploaded application and attachments are complete and attached successfully.

- If your upload is successful and your application or attachments contains fillable fields, use the link above to verify all the fields are being populated appropriately.
- If the fields in your file(s) are not being populated after uploading, we recommend using your editing software to flatten or restrict the editing options on your file(s) prior to uploading.
- Use the delete link to remove any attachment and re-upload a new file; only the current attachment(s) is submitted for review.

[Make Payment](#)

[Delete](#)

Be sure to click “Continue” after your payment is submitted. If you don’t click continue, your payment will not be processed.

NM OIL CONSERVATION
DIVISION

Wed Feb 01 2023 10:38:23 AM



[Continue](#)

Thank you for your payment.

\$ 150.00

[Hide Details](#)

Total

\$ 150.00

Billing Information

123 Main St Santa Fe New Mexico 87501 505-479-2585

How to apply for a C-133 (Authorization to Move Produced Water in New Mexico)

7. If approved, the OCD will email the applicant notifying them that the application was approved.
 - To demonstrate compliance and approval pursuant to 19.15.34.17.A NMAC “**The transporter shall maintain a photocopy of the approved form C-133 in the transporting vehicle.**”

You can access your approved C-133 application from the OCD Imaging page at:
<https://ocdimage.emnrd.nm.gov/imaging/AEOrderCriteria.aspx>


Be sure to select C-133 from the drop down menu for order type, then enter the 3 digit order number assigned to you on your approved C-133 Application.

Administrative/Environmental Order Search


Please specify the information you know in the search form below and then click the "Search" button.

Specific Information *If you know the Order Number, please input that number below and click "Search".*

Enter Administrative/Environmental Order Number/Amendment:

Order Type: 

Order Number/ Amendment: / (example: NSL1234)



The application/form must be submitted via
OCD's Online Permitting System at <https://wwwapps.emnrd.nm.gov/OCD/OCDPermitting/Default.aspx> along with any associated permit fee.

State of New Mexico
Energy Minerals and Natural Resources

Oil Conservation Division
1220 South St. Francis Dr.
Santa Fe, NM 87505

C133-XXX

Form C-133
Revised October 11, 2022

AUTHORIZATION TO MOVE PRODUCED WATER

Transporter Name: Water Hauler Instruction Example, LLC

Business (Physical) Address in New Mexico:

123 Main St, Santa Fe, NM 87501

Contact Mailing Address (If different):

123 Main St, Santa Fe, NM 87501

If you have any questions, please contact the Administrative Compliance group at:
OCD.AdminComp@emnrd.nm.gov.

Simply Submitting a Form C-133 **DOES NOT** deem the application approved.

How to apply for a C-133 (Authorization to Move Produced Water in New Mexico)

Pursuant to 19.15.34.17.C NMAC, “The division shall post a list of currently approved form C-133s, authorization to move liquid waste, on its website. The list of form C-133s posted on the division’s website on the first business day of each month shall be deemed notice of valid form C-133s for the remainder of the month.”

Helpful links:

OCD Permitting: <https://wwwapps.emnrd.nm.gov/OCD/OCDPermitting/default.aspx>

Water Hauler Registration Page:

<https://wwwapps.emnrd.nm.gov/OCD/OCDPermitting/Register/Create/RegisterContact.aspx?type=WaterHauler>

OCD Rules and Regulations: <https://www.srca.nm.gov/parts/title19/19.015.0034.html>

OCD Data (list of approved C-133 Water Haulers): <https://www.emnrd.nm.gov/ocd/ocd-data/statistics/>

ADDITIONAL INFORMATION

1. **Transporter Name Change.** The OCD tracks all transporters by their company name. If an approved transporter changes their company name, please register the new company name with the New Mexico Secretary of State, obtain a new Warrant for Transportation Services reflecting the new company name, and reapply with a new Form C-133. Submit a new C-133A along with a PDF of the warrant reflecting the new company name and payment of the \$150.00 fee through the OCD Permitting website.
2. **Physical Business Address Change – (C-133B).** If an approved transporter changes their physical business address, please update this information with the New Mexico Secretary of State and obtain a new Warrant for Transportation Services reflecting the physical business address change, prior to reapplying with the OCD. Please reapply and submit via a C-133B with the updated C-133 along with a PDF of the new warrant both reflecting the physical business address change and payment of the \$150.00 fee through the OCD Permitting website. The OCD will update their database to reflect the changes and reissue an approval to the new Form C-133 reflecting the address change. Future contact by the OCD may be necessary and transporter information should be kept current.
3. **Cancelling an Existing Approval – (C-133C).** If an approved transporter is no longer going to be a hauler in New Mexico, they shall inform the OCD in a letter to remove them from the approved hauler list and submit a C-133C and a PDF of the letter through the OCD Permitting website. No fee payment is required for a cancellation request.

How to apply for a C-133 (Authorization to Move Produced Water in New Mexico)

4. **Contact Information Change:** If an approved transporter changes their contact mailing address and/or phone number information, please update the appropriate information with the New Mexico Secretary of State, prior to updating your company registration with the OCD. If your company has completed the registration process and has setup your administrator account, as identified in Step 3 of page 1 above, then sign into your account and update the mailing contact information. Once signed in, place the cursor on the Administration option, upper right screen, choose Operator Management, then Address and Contact Information and update the contact information accordingly. If your company does not have an administrator account, then complete the registration process identified in Step 3 of page 1 of this guidance. The contact information can be updated while setting up the administrator account. There is no fee payment to complete this process. Future contact by the OCD may be necessary and transporter information should be kept current.
5. **Waste Hauler Permit Number.** A permit number is given to approved haulers, but OCD does NOT require the hauling company to label their trucks with this number. The permit number will be noted within the approved e-mail/letter sent to the approved hauler at that time for tracking purposes. **To demonstrate compliance and approval pursuant to 19.15.34.17.A NMAC, the transporter shall maintain a photocopy of the approved form C133 in the transporting vehicle.**
6. **Permit Expiration.** An approved C-133 permit does not expire. However, the permit will be considered invalid if the transporter changes their company name and/or business address without reapplying. Transporters may also have their authority cancelled or suspended for violating OCD or other state or federal environmental regulations and/or laws.

