



- Description:** Take a walk in the bosque using Bosque Search Bingo cards to help focus a discovery walk.
- Objective:** Students will discover and observe components of the bosque.
- Materials:** bingo cards (one for each student)
 optional: colored pencils, markers or colors, construction paper, scissors, glue. You can laminate the finished cards and use markers that will easily rub or wash off; i.e. dry-erase or china markers, or use paper copies directly from this book.
- Background:** Interesting facts about some of the items featured on the bingo cards may be found in the Background section. Other sources include the River Model activities Who Lives Where (#15) and Who Grows Where (#16), which will provide you and your students with natural history snapshots of bosque flora and fauna.
- Procedure:** Material preparation:
 Included are two bingo cards suited to the Rio Grande bosque from Elephant Butte Dam to El Paso. The Year-round Card features items that may be found in some shape or form all year. The Seasonal Adaptations Card features items found only during spring, summer or fall.
 Copy a Bosque Search Bingo page for each student. Optional: have students color the page, then cut it apart. Mix up the pieces and glue them on a piece of construction paper. Laminate them for future use, or copy and laminate one of the cards provided. Paper copies can be placed in a student notebook when finished.

1. Bosque Search Bingo



- Grades:** K–8
- Time:** material preparation: one class period if students prepare their own cards; otherwise only the time to make photocopies
 field activity: 15 to 60 minutes
- Subject:** science
- Terms:** aquatic, bosque, terrestrial, terminal bud scale





There are areas of the bosque where students can get disoriented and lost. Set limits, such as a physical area, for students to obey. “You must stay between this road, the drain canal and the river,” “within sight of the teachers” or “behind one teacher and in front of another.” This activity encourages exploration, but safety should also be a concern.

Go to the bosque. Hand out bingo cards and markers, and start your walk. See how many items you can find. If it is easy, then try to find all items on the card. Discuss the activity as a group. What was the easiest item to find? What was the most difficult item to find? Did anyone find it? What was most interesting? What was most surprising? Did you find anything else of interest while you were looking for things on your card?

Assessment: Participation in the activity with the group.

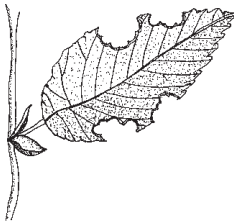



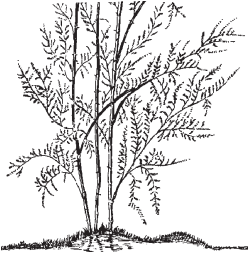





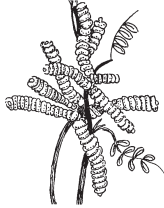
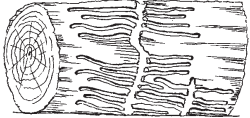


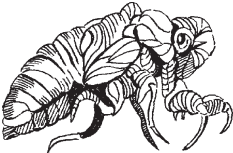

Extension: Refer to the Bosque Discovery Booklet activity in the larger Middle Rio Guide. Copies may be found at locations listed on the card in the inside front cover of this binder.

Bosque Search Bingo

Drawings by Gregory Scheib and George Mauro



1. Year-round Bosque Bingo Card

 <p>CHEWED LEAF</p>	 <p>SQUIRREL</p>	 <p>ANIMAL BURROW</p>	 <p>BIRD NEST</p>
 <p>TAMARISK</p>	 <p>ANIMAL TRACKS</p>	 <p>PERCHING BIRD</p>	 <p>BEAVER TREE</p>
 <p>SANDY SOIL</p>	 <p>COTTONWOOD LEAF</p>	 <p>SCREWBEAN MESQUITE</p>	 <p>BARK BEETLE TRACKS</p>
 <p>SNAG</p>	 <p>ANIMAL SCAT</p>	 <p>CICADA SHELLS</p>	 <p>MALLARD</p>






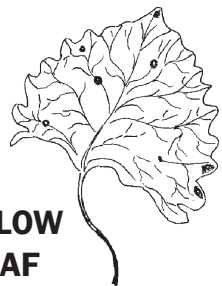






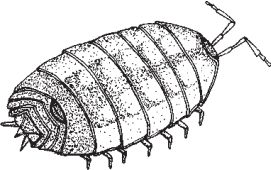



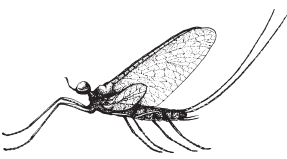
Bosque Search Bingo



Drawings by Gregory Scheib and George Mauro



2. Seasonal Adaptations Card: Spring, Summer Fall

 <p>ANT</p>	 <p>GRASSHOPPER</p>	 <p>HUMMINGBIRD</p>	 <p>YELLOW LEAF</p>
 <p>SALT DEPOSIT</p>	 <p>COTTONWOOD LEAF</p>	 <p>SALT GRASS</p>	 <p>COTTON</p>
 <p>LIZARD</p>	 <p>DRAGONFLY</p>	 <p>PILLBUG</p>	<p>FREE SQUARE</p>
 <p>GARTER SNAKE</p>	 <p>FEATHER</p>	 <p>SPIDER</p>	 <p>AQUATIC INSECT</p>