





OUR MISSION:

Protect and enhance natural and cultural resources, provide first-class recreational and educational facilities and opportunities, and promote public safety to benefit and enrich the lives of visitors.

A Division of the Energy, Minerals & Natural Resources Department



WHO WE ARE...

Tied to communities in
25 Counties

- 35 parks statewide, including 19 lakes and 191,586 acres of land and water
- 24 parks allowing paddle craft
- Approximately \$100 million in fixed assets
- FY 23 = 5.0 million visitors
- 70% of New Mexicans live within 40 miles of a state park
- State Parks' visitation positively impacts rural economies throughout New Mexico.
- Enterprise agency expected to produce 75% of its funding through self-generated revenues. 25% is supported by General Fund.



WHAT WE DO...


State Parks are made up of 35 separate entities, each similar to a small municipality consisting of:



Public Safety



Buildings & Facilities



Public Education



Resource Protection



Utilities & Infrastructure



**Public/Private
Business Partnerships**



Grounds & Roadways



Vehicles & Equipment



Economic Development

Economic Impact of Outdoor Recreation in New Mexico

- Contributed \$2.4B to New Mexico's GDP, 2.2% of the state's total GDP. Of that number, 27% in direct spending on outdoor recreation activities and 63% supported construction and travel.
- Created 35,065 jobs in the state and \$1.2B in total compensation, along with 3.1% and 2.3% of total employment and compensation in the state, respectively.
- Our state ranks fifth in the country for value-added growth and second for employment growth in the outdoor recreation industry.
- Between 2015 and 2019, the number of total visitors to New Mexico grew 12% and visitor spending grew 18%.



Park Needs: Staff Recruitment, Pay Equity, & Retention

- 27% vacancy rate
- Reclassify positions to align with job responsibilities
- Adjust current LE staff pay to promote equity and maintain competitiveness
- Have excellent staff and need to retain!



Park Needs: Maintenance/Operations Budget

- Increased operational costs:
 - Fuel
 - Electricity
 - Propane/Natural gas
 - Supplies
- Aging infrastructure



Park Needs: Capital Improvements

- Water / Wastewater Systems
- Roads / Parking Areas
- Visitor Facilities
- Park Facilities



State Park Fees

- **Day Use (2004):** \$5 per vehicle
- **Camping: (1998)**
 - Primitive - \$8
 - Developed - \$10
 - Developed w/utility - \$14
 - Full utility - \$18
- **Annual Day Use Pass (2004):** \$40
- **Annual Camping Pass (2004):**
 - Resident - \$180
 - Senior - \$100
 - NM Resident Disabled - \$100
 - Out of State - \$225
 - Replacement - \$10
- **Boat Registration (1984):**
 - Class A - \$28.50
 - Class I 16-26' - \$36.00
 - Class II 26-40' – \$43.50
 - Class III 40-65' - \$51.00
 - 65' and over - \$66.00





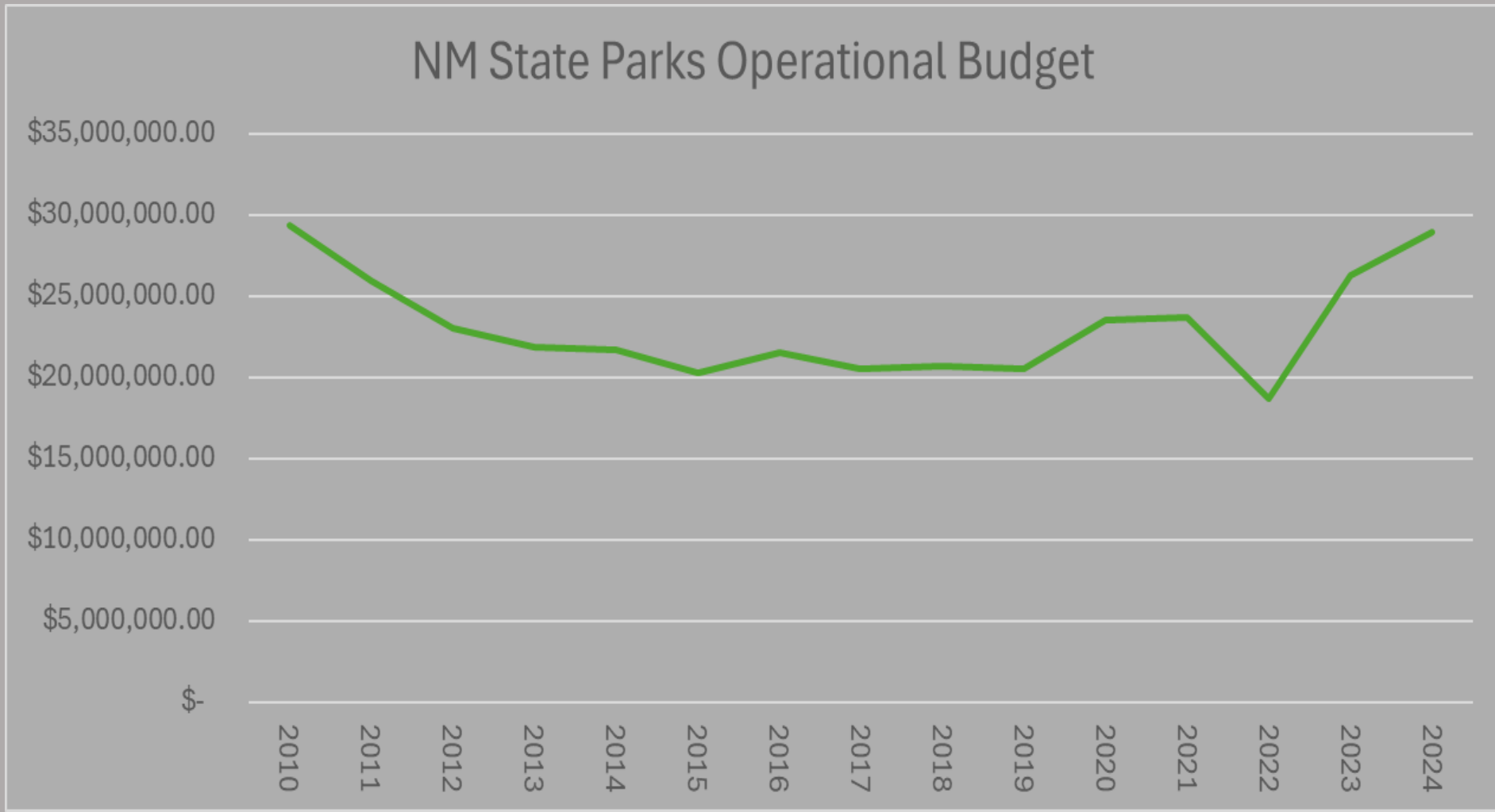
What'd it Cost Back Then?

Year	Gasoline	Milk	Postage Stamp	Ford F-150
1985	\$ 1.12	\$ 2.20	\$ 0.22	\$ 10,591.00
1990	\$ 1.15	\$ 2.50	\$ 0.29	\$ 11,990.00
1995	\$ 1.15	\$ 2.48	\$ 0.32	\$ 19,297.00
2000	\$ 1.51	\$ 2.78	\$ 0.32	\$ 22,195.00
2005	\$ 2.30	\$ 3.19	\$ 0.37	\$ 21,315.00
2010	\$ 2.79	\$ 3.26	\$ 0.44	\$ 23,550.00
2015	\$ 2.45	\$ 3.42	\$ 0.49	\$ 26,840.00
2020	\$ 2.17	\$ 3.32	\$ 0.55	\$ 30,315.00
2023	\$ 3.06	\$ 3.90	\$ 0.66	\$ 43,325.00

State Parks Budget – Then to now

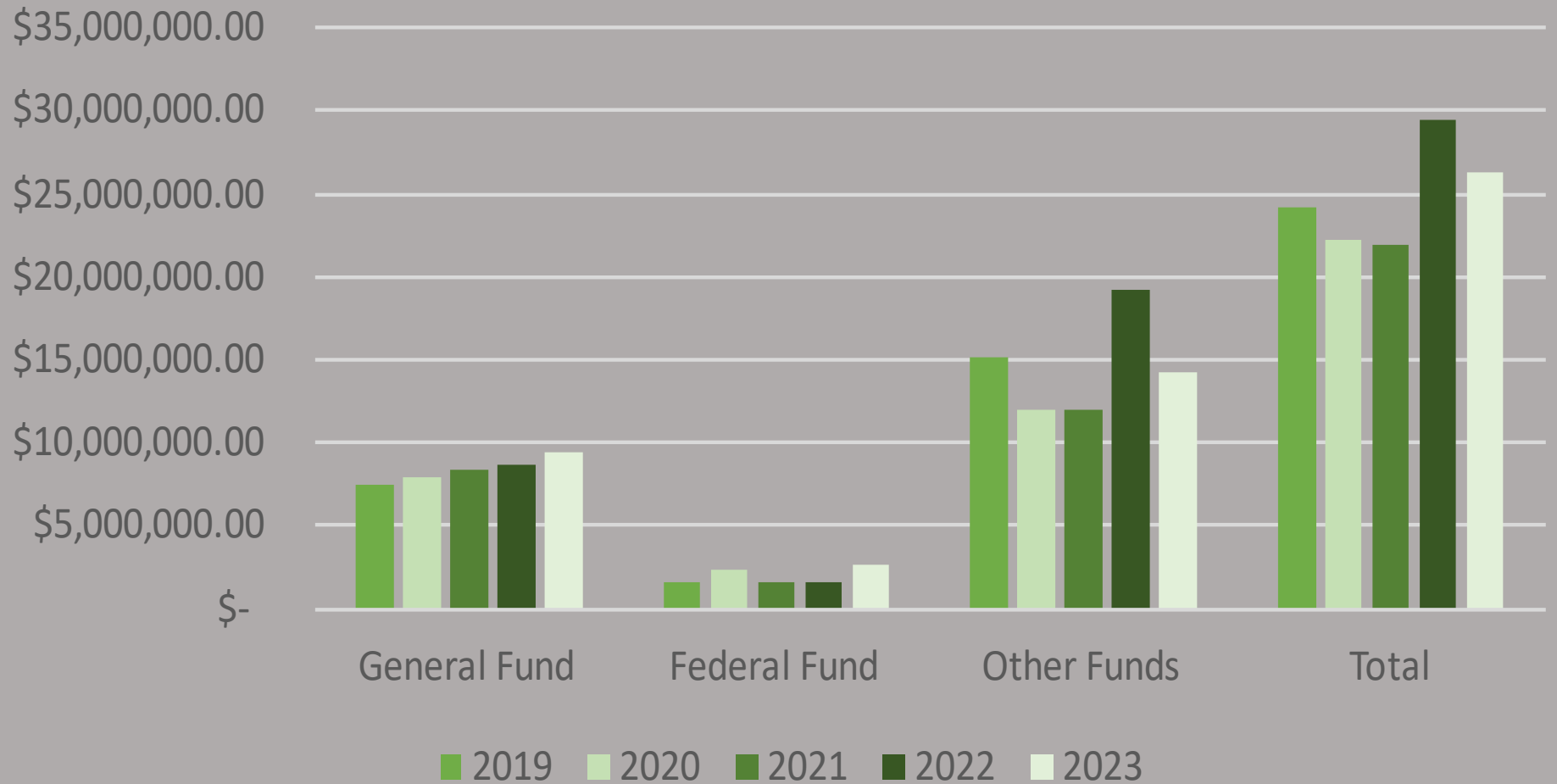
Agency	FY2010	FY2024
NM State Parks Division	\$29,377,400	\$28,929,900
State of New Mexico	\$9,618,321,092	\$18,568,066,826
NM Dept. of Game & Fish	\$38,151,100	\$52,736,052
NM DCA Museums & Monuments	\$27,505,100	\$36,217,600

State Parks Budget – Then to now



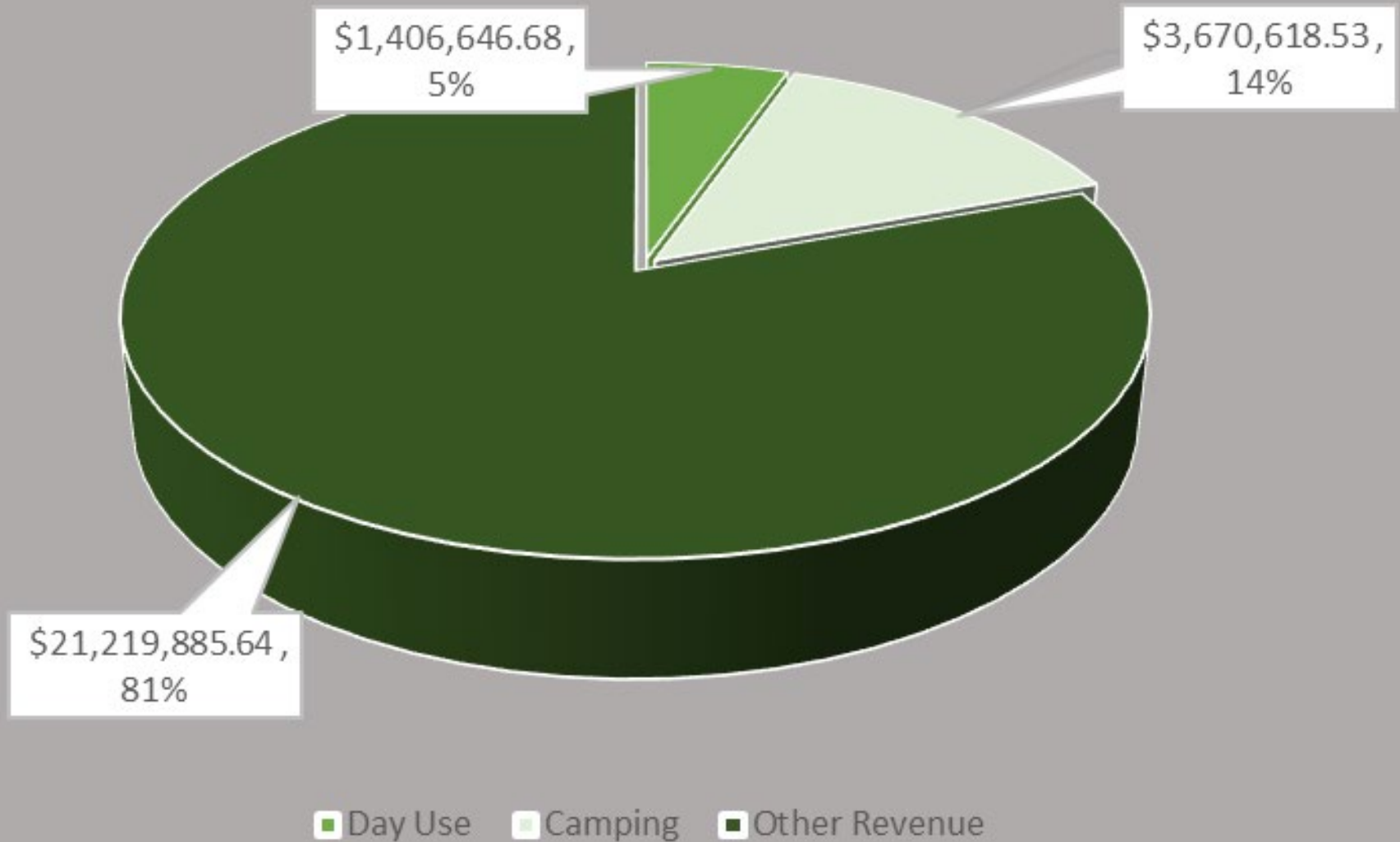
State Parks Budget

General Fund vs. Other Sources

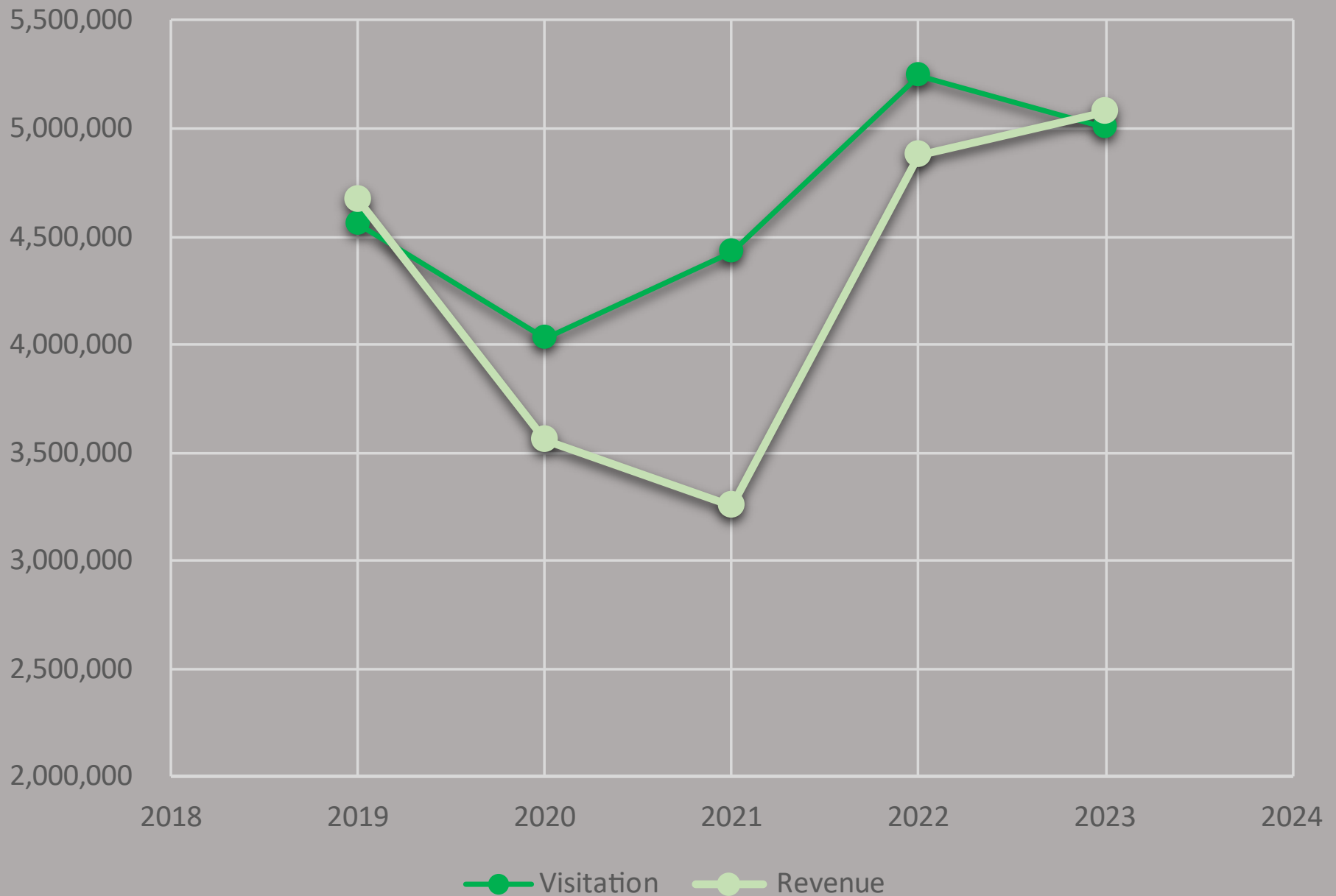




Park Fees vs. Total Revenue

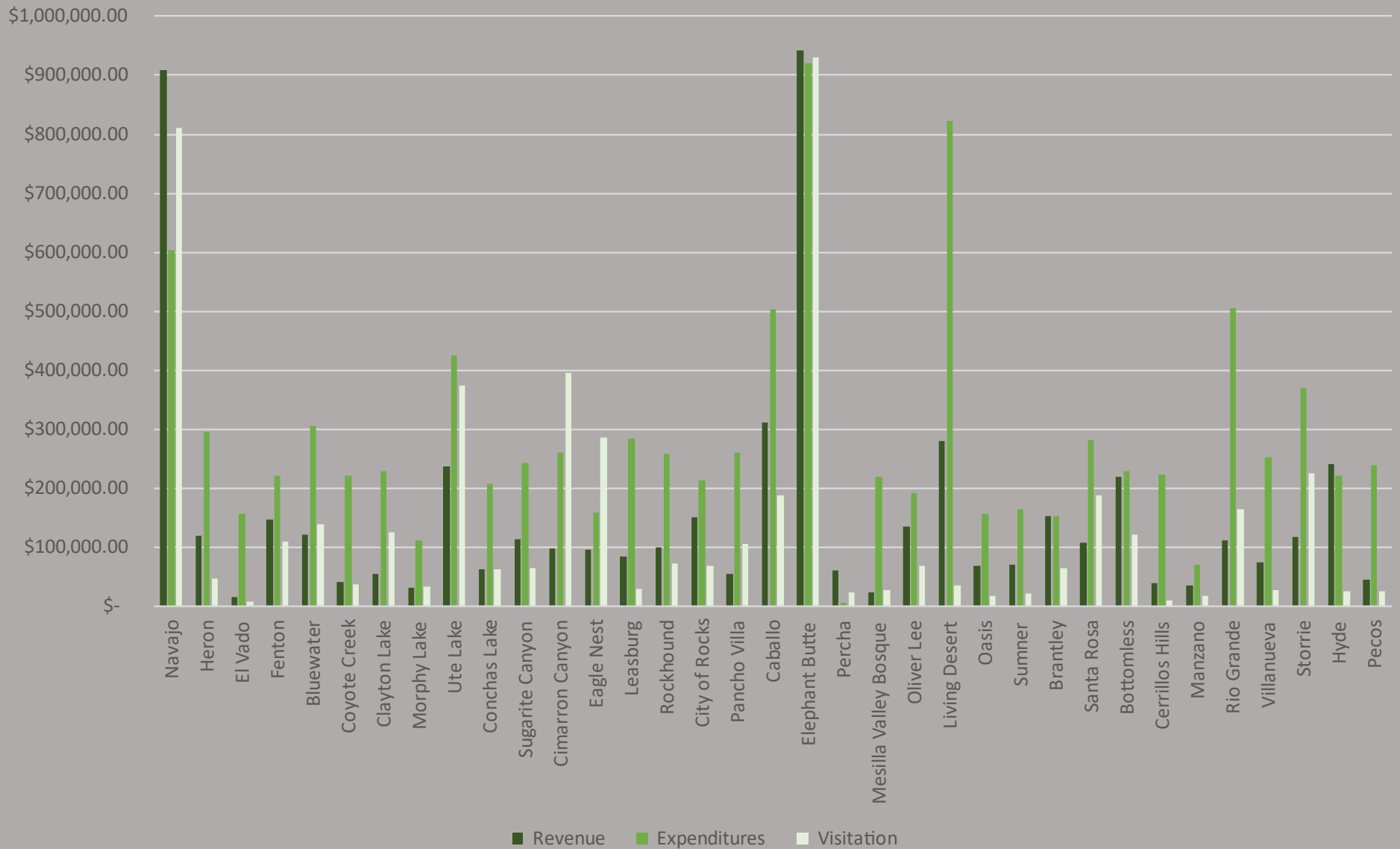


Park Visitation & Revenue Fiscal Years 19-23



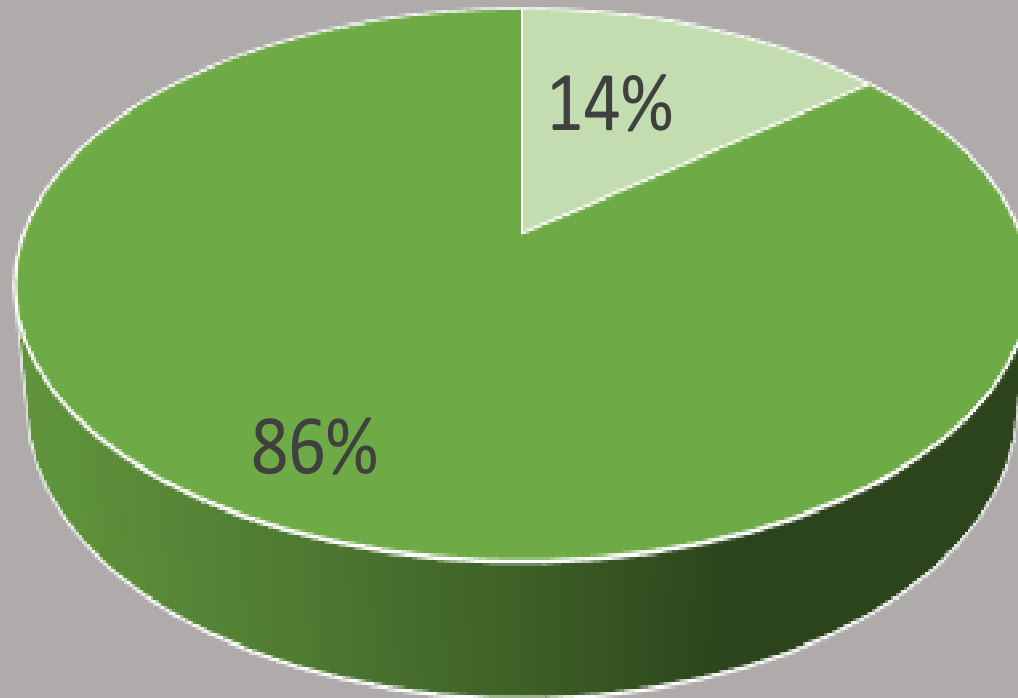


Revenue, Expenditures, and Visitation by Park Fiscal Year 2023





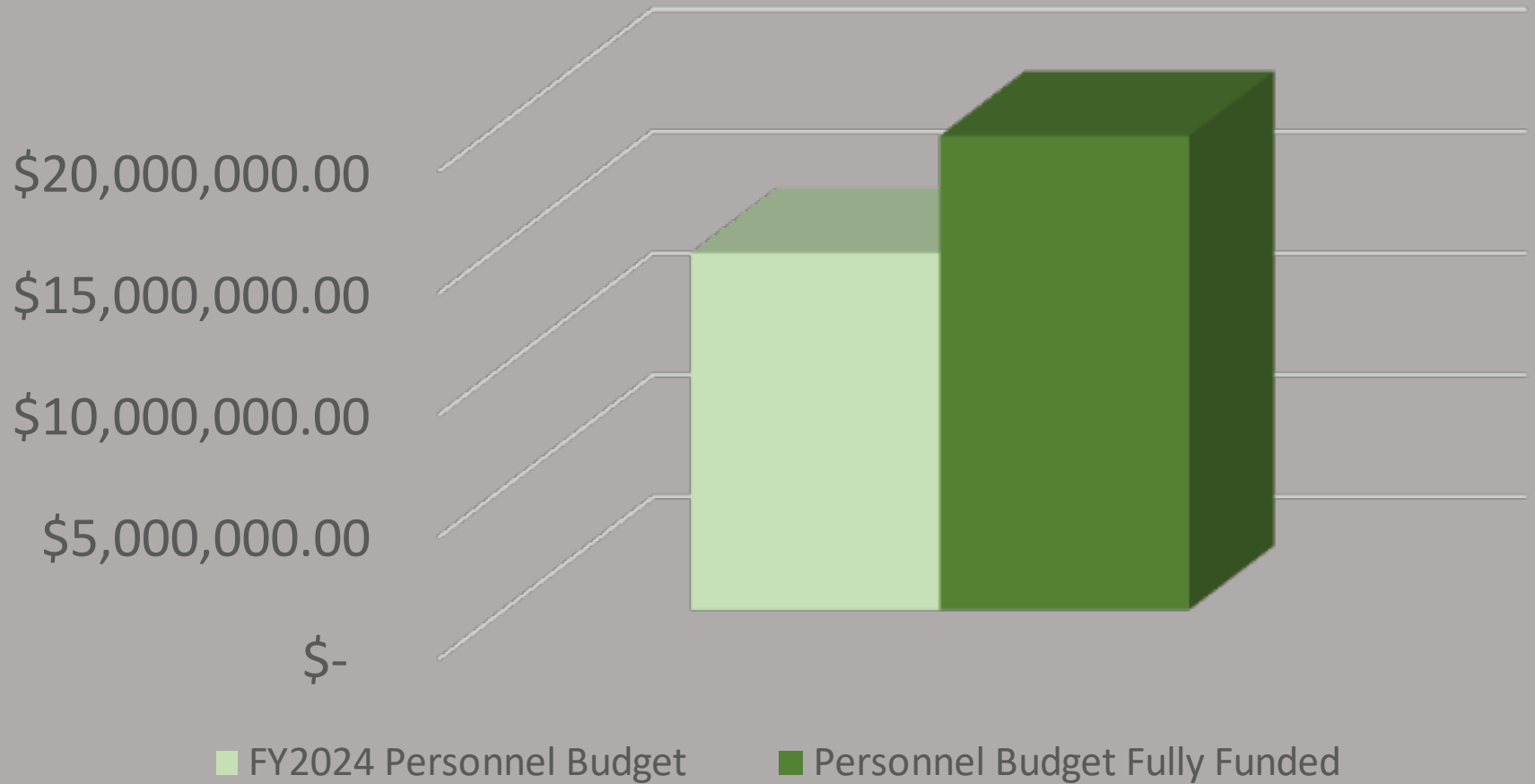
Field vs. Administrative Positions



 Admin  Field

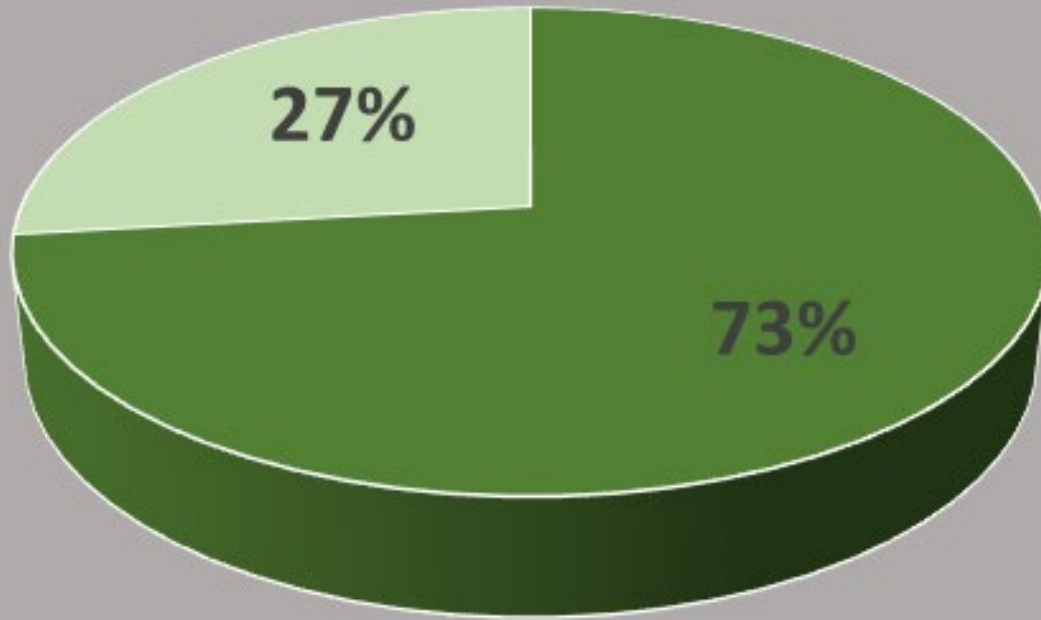


Personnel Budget Current vs. Needed





Current Vacancy Rate



■ Filled Positions ■ Vacant Positions



Why do parks need more personnel budget?

- Prevent area closures



Why do parks need more personnel budget?

- Prevent area closures
- Protect and maintain the resource





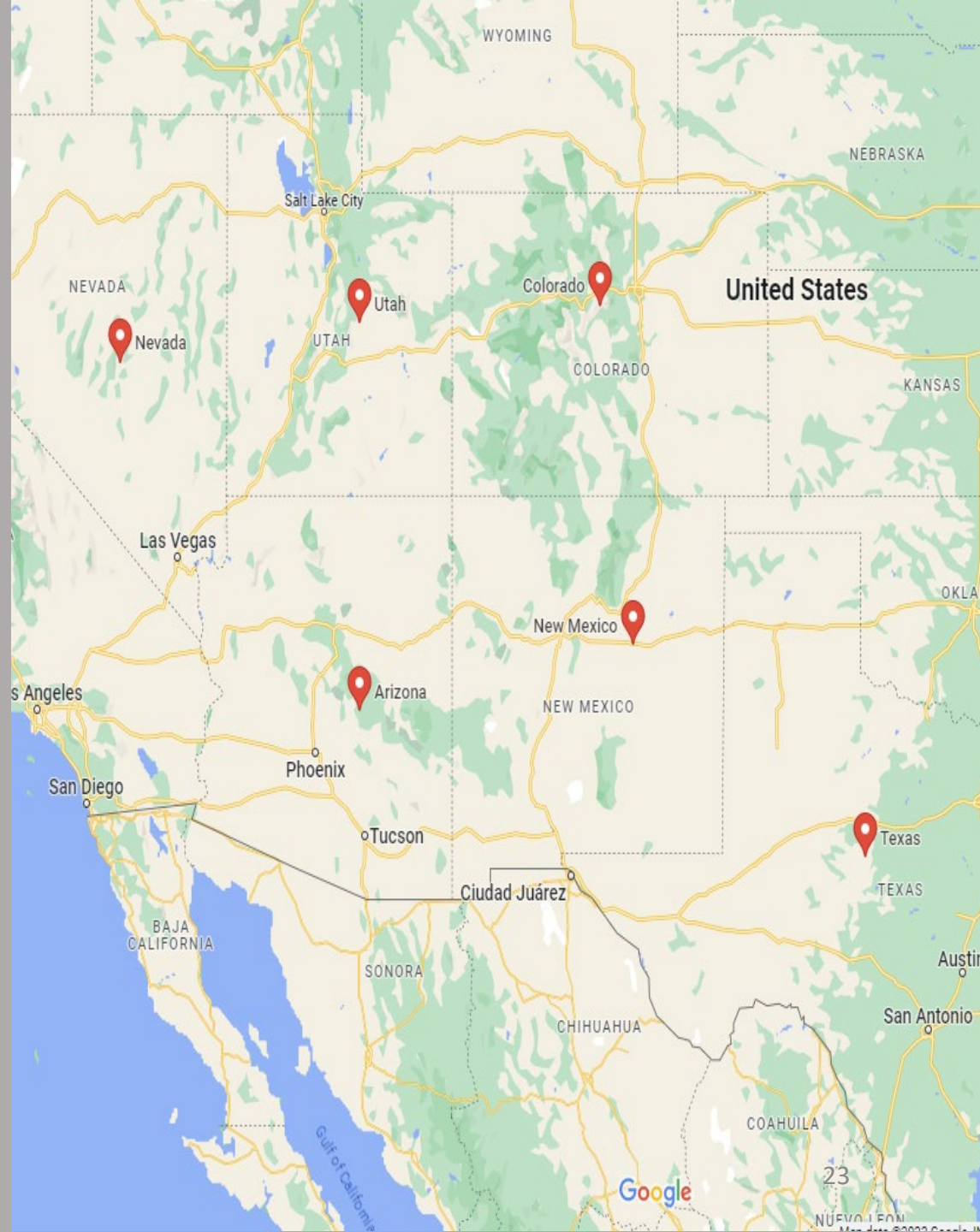
Why do parks need more personnel budget?

- Prevent area closures
- Protect and maintain the resource
- Protect and serve the public





Fees Study Comparisons



Fee Comparisons With Surrounding State Park Systems

DAY USE FEE COMPARISONS

State	Day Use Pass Fee	Notes
New Mexico	\$5/vehicle	New Mexico's parks all charge the same day use fee (Except Rio Grande Nature Center and Living Desert Zoo and Gardens State Parks)
Arizona	\$7-\$30/vehicle; \$2-\$30/individual or bicyclist	Each of Arizona's parks has different entrance fees. Many parks use dynamic pricing, differentiating between high and low seasons, child vs. adult fees, and vehicle vs. individual/bicyclist fees. The highest fee is charged for guided cave tours.
Colorado	\$10/vehicle; \$4 individual or bicyclist	Colorado differentiates between vehicle day passes and individual day passes, as well as charging slightly higher prices for certain parks to cover administrative fees.
Nevada	\$5-\$10/vehicle \$10-\$15/vehicle non-Nevada Vehicle; \$2 individual or bicyclist	Nevada differentiates between vehicle day passes and individual day passes, as well as charging higher prices for certain parks with specific amenities. Nevada charges higher fees for out of state vehicles typically 1.5-2x the price of an in-state vehicle.
Texas	\$2-\$8/person	Texas charges per person, rather than per vehicle, and uses dynamic pricing at many of its parks.
Utah	\$5-\$15 per vehicle; \$2-\$35 per individual or bicyclist	Utah differentiates between vehicle day passes and individual day passes, as well as charging higher prices for non-residents at certain parks and having dynamic pricing with different prices for certain parks with specific amenities and during different times of the year.

Fee Comparisons With Surrounding State Park Systems

PRIMITIVE CAMPING FEE COMPARISONS		
State	Primitive Camping Fee	Notes
New Mexico	\$8/night	The fee is charged per vehicle.
Arizona	\$15-\$25/night	Arizona's primitive camping fee varies by park and is for one vehicle. Additional vehicles are charged at \$15/vehicle.
Colorado	\$14-\$18/night	Colorado's primitive camping fee varies by park and is charged in addition to the park entrance fee.
Nevada	\$15-\$18/night	Nevada's primitive camping fee varies by park
Texas	\$5-\$15/night	Texas charges \$10 for 'dry' campsites, with no water and no other utilities in addition to the park entrance fee.
Utah	\$10-\$15/night	Most Utah campsites are developed in some way.

Fee Comparisons With Surrounding State Park Systems

DEVELOPED CAMPING FEE COMPARISONS		
State	Developed Camping Fee	Notes
New Mexico	\$10/night	The fee is charged per vehicle. There is an additional \$4 fee each for electricity and sewer hookups, where available.
Arizona	\$15-\$50/night for developed campsites; \$35-\$139/night for cabins	Arizona's developed camping fee varies by park and level of amenities offered and has a reservation surcharge of \$5.
Colorado	\$22-\$41/night	Colorado's developed camping fee varies by park and level of amenities offered. All camping must be reserved. Camping fees are in addition to entrance fees.
Nevada	\$14-\$30/night	Nevada charges an additional \$15 per vehicle at the campsite.
Texas	\$12-\$25/night	Texas' developed camping fee varies by park, level of amenity, and time of year. Campers must also pay a daily use fee per person.
Utah	\$15-\$40/night; up to \$350/night for yurts, group reservations, etc.	Most Utah campsites are developed in some way.


Actual Reservation Costs

Colorado State Parks

Camping Reservations In your Shopping Cart		Price/Fees
Crawford State Park Site, Loop: 051, Clear Fork Type: Full Hookup Remove	Arriving: Dec 15, 2023 Leaving: Dec 18, 2023 Length of Stay: 3 (nights) Primary: Jared Langenegger # of Occupants: 1 Change Details	\$123.00
		County Tax \$2.46 Lodging Tax \$2.46 Public Safety Tax \$0.98 Health Service District Tax \$0.98 CO State Tax \$3.57
Taxes:		\$10.46
Subtotal:		\$133.46

Actual Reservation Costs

Texas State Parks

 [Remove marked Items](#)

[Abandon This Cart](#)

Texas Parks & Wildlife

<input type="checkbox"/>	Cedar Hill State Park, TX Campsite Full Hookup 167, Lakeview	Arriving: Fri Dec 15 2023	Fees:	
		Leaving: Mon Dec 18 2023	Camping Fee:	\$90.00
		Length of Stay: 3 (nights)	Entrance Fee:	
		Primary: Jared Langenegger	Trailer Adult (13 and over) x 4 (Dec 15-Dec 17)	\$60.00
		# of Occupants: Adult (13 and over): 4		
		# of Vehicles: 1		
		Change Details		

Subtotal:	\$150.00
Total:	\$150.00
Balance:	\$150.00

Actual Reservation Costs

Arizona State Parks

[Clear Item](#)

Unit: Lake Havasu - Main Campground - Electric (20/30/50 amp) & Water-Premium - LHV-36

Stay: Mon 05/06/2024 - Thu 05/09/2024 (3 nights)

Classification: Regular

Comments: Web Bookings

Reservation Fees

Unit Price: \$3.20 Quantity: 1. Total: \$3.20

Electric (20/30/50 amp) & Water-Premium 05/06/2024 02:00 PM - 05/09/2024 12:00 PM (Per 1 Days)

Unit Price: \$40.00 Quantity: 3. Total: \$120.00

Sub Total	\$123.20
-----------	----------


Sales Tax	\$0.00
-----------	--------

Grand Total:	\$123.20
---------------------	-----------------

Actual Reservation Costs

Utah State Parks

Shopping Cart

 Remove marked items

[Abandon This Cart](#)

Utah State

<input type="checkbox"/>	Escalante Petrified Forest State Park, UT STANDARD-FULL HOOKUP 25, Loop B	Arriving: Fri Dec 15 2023 Leaving: Mon Dec 18 2023 Length of Stay: 3 (nights) Primary: Jared Langenegger # of Occupants: 4 Change Details	Fees: Camping Fee: \$180.00 Reservation Fee: \$8.00
--------------------------	---------------------------------------------------------------------------------	--------------------------------------------------------------------------------------------------------------------------------------------------------------------------	------------------------------------------------------------------

Subtotal:	\$180.00
Reservation Fee:	\$8.00
Total:	\$188.00
Balance:	\$188.00

[Checkout Shopping Cart](#)

Actual Reservation Costs

New Mexico KOAs

Raton KOA Journey

Fri, Dec 15, 2023 (3 Nights)

4 Adults, No Pets

Travel trailer, 30 ft., Slideouts

RV Site

Avg/Night	Deposit	Total (US)
\$52.88	\$60.02	\$180.06

Las Cruces KOA Journey

Fri, Dec 15, 2023 (3 Nights)

4 Adults, No Pets

Travel trailer, 30 ft., Slideouts

RV Site

Avg/Night	Deposit	Total (US)
\$98.80	\$105.22	\$315.66

Carlsbad KOA Holiday

Fri, Dec 15, 2023 (3 Nights)

4 Adults, No Pets

Travel trailer, 30 ft., Slideouts

RV Site

Avg/Night	Deposit	Total (US)
\$67.89	\$75.24	\$225.72

Las Vegas, New Mexico KOA Journey

Fri, Dec 15, 2023 (3 Nights)

4 Adults, No Pets

Travel trailer, 30 ft., Slideouts


RV Site

Avg/Night	Deposit	Total (US)
\$64.22	\$72.06	\$215.24

Actual Reservation Costs

New Mexico State Parks

Shopping Cart

 Remove marked Items

[Abandon This Cart](#)

New Mexico State Parks

☐

Caballo Lake, NM

Camping

2, PALOMINO CAMPGROUND - FULL HOOK-UPS

Arriving: Wed Jan 03 2024

Leaving: Sat Jan 06 2024

Length of Stay: 3 (nights)

Primary: Jared Langenegger

of Occupants: 4

[Change Details](#)

Fees:

Camping Fee:

Reservation Fee:

\$54.00

\$12.00

Subtotal:	\$54.00
Reservation Fee:	\$12.00
Total:	\$66.00
Balance:	\$66.00

Fee Comparisons With Surrounding State Park Systems

Annual Vessel Registration Fee Comparison

State	Class A	Class I	Class II	Class III	65 feet and over
NM (3 year cycle)	\$ 9.50	\$ 12.00	\$ 14.50	\$ 17.00	\$ 22.00
Texas (2 year cycle)	\$ 16.00	\$ 26.50	\$ 55.00	\$ 75.00	\$ 75.00
Arizona (1 year cycle)	\$ 22.00	\$ 35.00	\$ 39.00	\$ 44.00	\$ 66.00
Colorado (1 year cycle)	\$ 35.25	\$ 45.25	N/A	\$ 75.25	\$ 75.25
Nevada (1 year cycle)	\$ 20.00-25.00	\$25.00-55.00	\$55.00-100.00	\$ 100.00	\$ 100.00
Utah	N/A	N/A	N/A	N/A	N/A

*Comparison to Utah is not possible as Utah charges registration based on vessel value



Fees Structure With Inflation

PARK FEES WITH INFLATION		
PASS TYPE	CURRENT COST	INFLATION-ADJUSTED COST
Day Use	\$5.00	\$8.01
Primitive Camping	\$8.00	\$14.69
Developed Camping	\$10.00	\$18.37
Utility Charge	\$4.00	\$7.35
LDZG - Adult	\$5.00	\$8.25
LDZG - Child	\$3.00	\$4.95

*Inflation calculated using US Bureau of Labor Statistics CPI Inflation Calculator as outlined below:

- Day Use: January 2004 – December 2022
- Camping: January 1998 – December 2022
- Utility Charge: January 1998 – December 2022
- LDZG Fees: January 2004 – July 2023

Fees Structure With Inflation

VESSEL REGISTRATION WITH INFLATION		
VESSEL CLASS	CURRENT COST	INFLATION-ADJUSTED COST
Class A: less than 16 feet	\$28.50	\$83.67
Class I: 16 feet - 26 feet	\$36.00	\$105.69
Class II: 26 feet - 40 feet	\$43.50	\$127.70
Class III: 40 feet - 65 feet	\$51.00	\$149.73
65 feet and over	\$66.00	\$193.77
Duplicate Registration	\$5.00	\$14.68

*Vessel registration costs are based on a 3-year cycle.

** Inflation calculated using US Bureau of Labor Statistics CPI Inflation Calculator from January 1984 to January 2023.

***OHV Registration is \$50 every 2 years.

Discussion of Annual Camping Pass

ACP TYPE	AVERAGE ACPs SOLD	AVERAGE REVENUE GENERATED	PERCENTAGE ACP REVENUE GENERATED
Resident Senior	1,474	\$ 147,400.00	29%
Resident	820	\$ 147,600.00	29%
Resident Disabled	189	\$ 18,900.00	4%
Non-Resident	827	\$ 186,075.00	37%
Replacement	145	\$ 1,450.00	0%
Total	3,455	\$ 501,425.00	

Discussion of ACP

- NM State Parks is one of only 4 States to still offer an annual camping pass

PROOF

PERF

PERF

VOID

888.NM PARKS
www.nmparks.com

Annual Camping Permit

Place on Camping Unit

Expiration Date

Month / Year

ACPXXXXXXXX

PERF

New Mexico State Parks

888.NM PARKS www.nmparks.com

For reservations call 877.664.7787

Annual Camping Permit

Place on Motor Vehicle

Expiration Date

Month / Year

ACPXXXXXXXX



Discussion of ACP

- NM State Parks is one of only 4 States to still offer an annual camping pass
- ACPs reduce access to high demand sites





Discussion of ACP

- NM State Parks is one of only 4 States to still offer an annual camping pass
- ACPs reduce access to high demand sites
- ACPs encourage non-recreational use of State Parks



Recommendations

RECOMMENDATIONS

FEE TYPE	CURRENT COST	PROPOSED COST	ESTIMATED REVENUE IMPACT
Day Use (Resident)	\$5.00 per vehicle	Free for Residents	(\$862,500.00)
Day Use (Non-resident)	\$5.00 per vehicle	\$10.00 per vehicle	\$575,000.00
Primitive Camping	\$8.00 per vehicle	\$20.00 per vehicle	\$1,728,000.00
Developed Camping	\$10.00 per vehicle	\$20.00 per vehicle	\$2,048,000.00
Utilities (water, electric, sewer)	\$4.00 per day	\$10.00 per day	\$700,000
Dump Station Fee	Free	\$10.00 per use	\$250,000.00
Annual Day-Use Pass	\$40.00	Eliminate	(\$295,400)
Annual Camping Pass	\$100-\$225	Eliminate	(\$501,425.00)
Living Desert Entrance Fees	\$0.50 - \$5.00	\$1.00 - \$10.00	\$107,253.00
Vessel Registration Fees	\$28.50 - \$66.00	\$75.00 - \$180.00	\$1,525,601.00
Vessel Launch Fee (non-motorized)	Free	\$5.00	\$100,000.00
Parking Fee (RGNC)	\$3.00	\$5.00	\$6,441.00
		Total potential impact:	\$5,380,970.00

In addition to the fee changes proposed above for the current cycle, we are recommending adding into rule a 5-year review of fees and adjustment for inflation.

Example of Current vs. Proposed Fees

John Smith takes his family camping to Caballo Lake State Park. They stay in a site with full hook ups for three days. What's it going to cost John for the weekend?

Service	Current Fee	Proposed Fee	Difference
Developed Camping x 3 nights	\$30.00	\$60.00	\$30.00
Electric hookup x 3 nights	\$12.00	\$30.00	\$18.00
Water hookup x 3 nights	Free	\$30.00	\$30.00
Sewer hookup x 3 nights	\$12.00	\$30.00	\$18.00
TOTAL FOR THE WEEKEND	\$54.00	\$150.00	\$96.00

Example of Current vs. Proposed Fees

John Smith takes his family camping to Caballo Lake State Park. They stay in an electric site with a water hook up for three days. What's it going to cost John for the weekend?

STATE	FEE
Colorado	\$133.46
Texas	\$150.00
Arizona	\$123.20
Utah	\$188.00
New Mexico	\$150.00

Improve Recruitment/Retention



Improve Park Operating Budgets



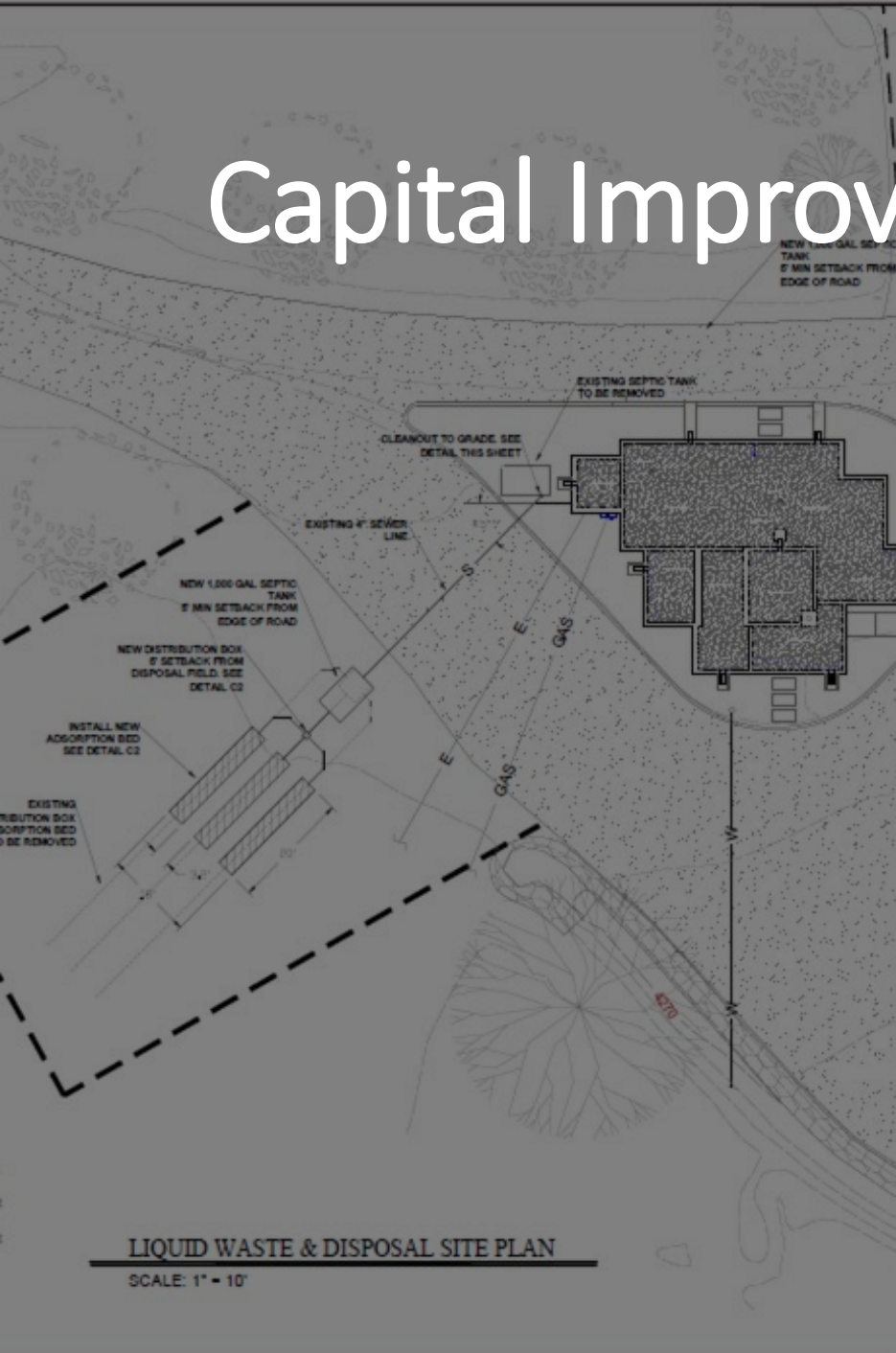
Improve Fleet Management



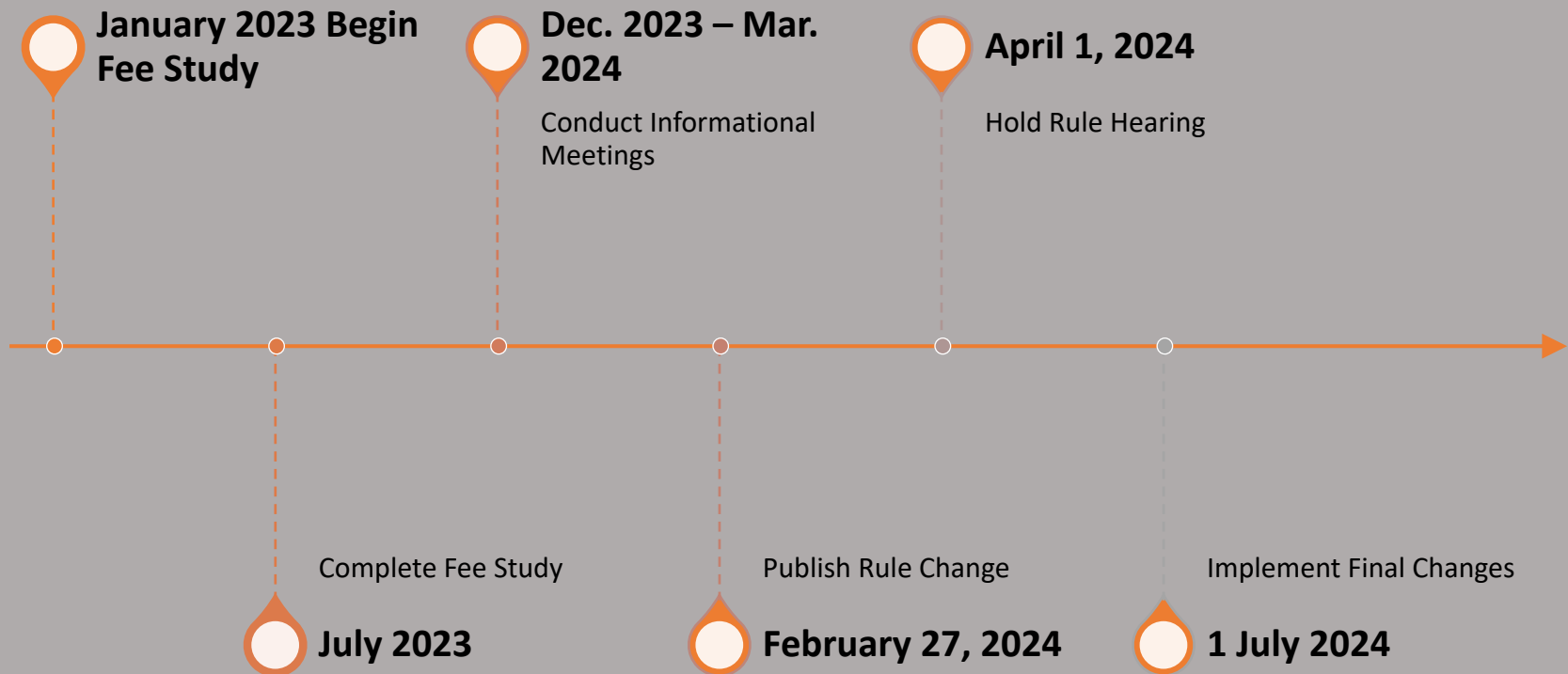
Park Modernization



Capital Improvement Projects



Timeline for Implementation



Additional Rule Change Recommendations

- Clarify check out times for campsites
- Include Cerrillos Hills as a park that does not allow camping
- Clarify official use of OHVs
- Allow for use of OHVs by concessionaires in some areas
- Remove the allowance for OHVs on ice fishing lakes
- Remove exception to fees for the Conchas Concession
- Remove Veteran's Day Use Pass
- Amend Language for Foster Family Free access
- Eliminate reference to Wildlife Blind Fees
- Addition of a short-term concession permit
- Clean up spelling and grammatical errors

Questions?

Comments may be sent to:

New Mexico State Parks Division
Fee Amendments Comments
1220 S. St. Francis Dr.
Santa Fe, NM 87505
1-888-NMPARKS (667-2757)

EMNRD-ParksComments@emnrd.nm.gov



A full copy of the Fees Study can be found online at:

www.emnrd.nm.gov

