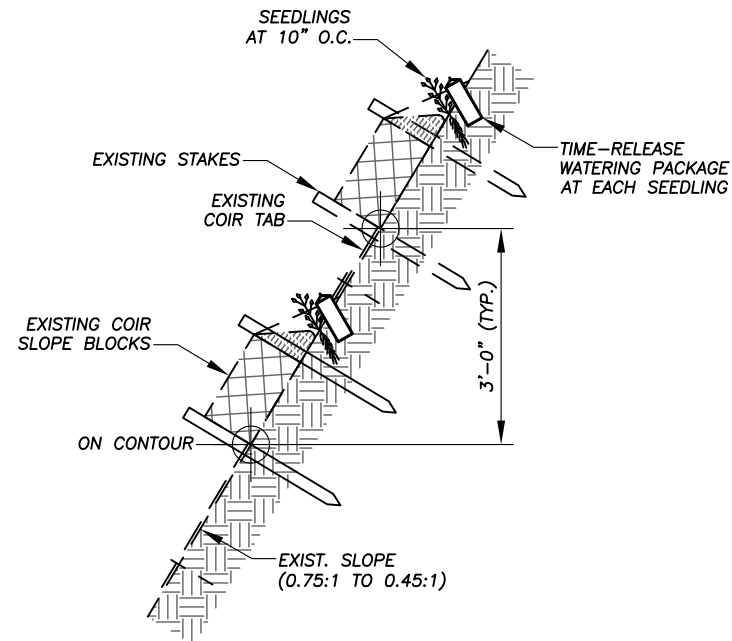


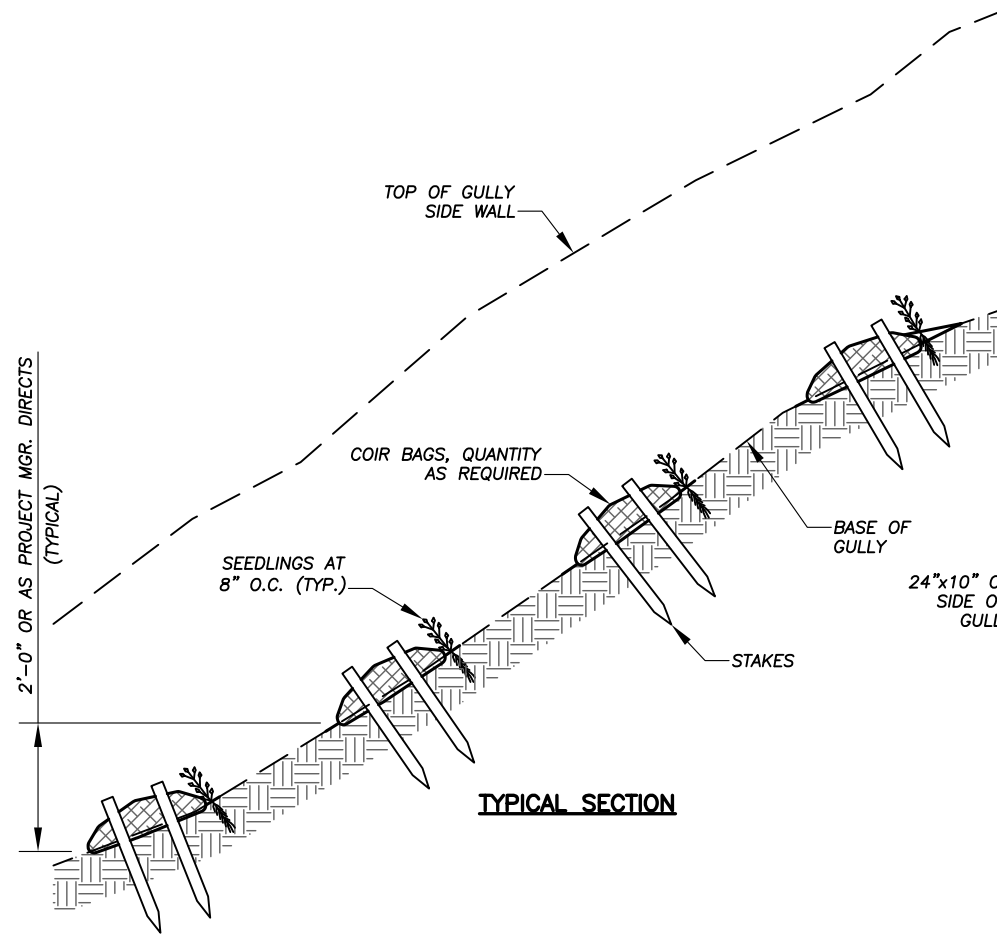
TYPICAL



**TYPICAL SECTION
PLANTING AT EXISTING
SLOPE BLOCKS
AT GOB SITE A2S**

NOTES ON PLANTING AT EXISTING SLOPE BLOCKS AT GOB SITE A2S:

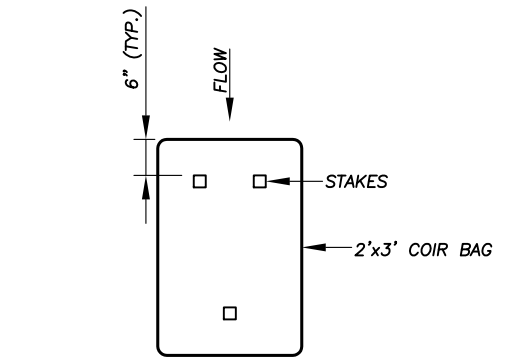
1. PLANT APPROXIMATELY 100 SEEDLINGS AT SLOPE BLOCKS AT GOB SITE A2S WHERE PROJECT MANAGER DIRECTS. SEEDLINGS SHALL PRIMARILY BE N.M. LOCUST AND FOUR-WING SALTBUSH.
2. INSTALL SEEDLINGS IN ACCORDANCE WITH THE GENERAL NOTES FOR LANDSCAPE PLANTING, EXCEPT THAT 4 TABLESPOONS (1/4 CUP) OF ORGANIC FERTILIZER AND 8 TABLESPOONS (1/2 CUP) OF SOIL CONDITIONER SHALL BE APPLIED TO SOIL SURFACE AROUND EACH SEEDLING. NO WOOD CHIP MULCH OR PROTECTION TUBES ARE REQUIRED AT COIR BLOCKS.
3. ONE QUART TIME-RELEASE WATERING PACKAGES SHALL BE "QUART CARTON" BY DRI-WATER INC. (800.255.8458), "IS-QT" BY RAIN BIRD CORPORATION, O.A.E. AT EACH SEEDLING PLANTED, INSTALL A WATERING PACKAGE AT THE TIME OF PLANTING AND REPLACE WITH A FRESH PACKAGE THREE MONTHS LATER AT EACH LIVE SEEDLING.



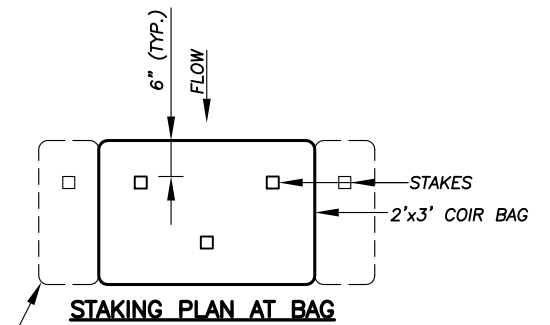
**COIR BAG GULLY
PACKING DETAILS**

NOTES ON COIR BAG GULLY PACKING:

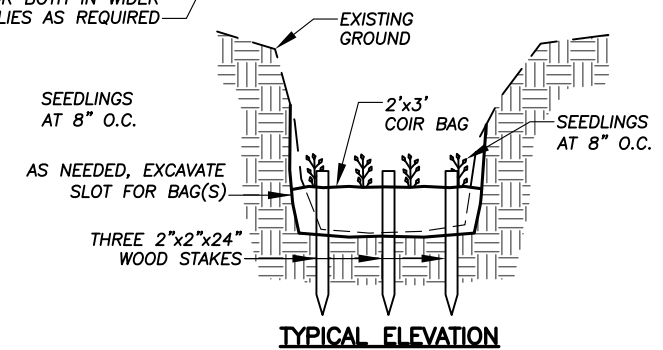
1. INSTALL COIR BAG GULLY PACKING WHERE INDICATED AND IN GULLIES TOO NARROW FOR SEDIMENT BARRIER DAMS (AS DIRECTED BY THE PROJECT MANAGER).
2. COIR BAGS SHALL BE ROLANKA "BIOD-ROCKBAG 36" AND "BIOD-ROCKBAG 10", O.A.E. COMPLETELY FILL BAGS WITH A MIXTURE CONSISTING OF WOOD CHIPS, SLOW-RELEASE ORGANIC FERTILIZER AND GYPSUM. AT EACH LARGE BAG, THOROUGHLY MIX THE WOOD CHIPS WITH 12 TABLESPOONS (3/4 CUP) OF FERTILIZER AND 0.5 POUNDS OF GYPSUM. AT EACH SMALL BAG, THOROUGHLY MIX THE WOOD CHIPS WITH 4 TABLESPOONS (1/4 CUP) OF FERTILIZER AND TWO OUNCES OF GYPSUM PER SMALL BAG. SECURELY TIE THE BAGS CLOSED AFTER FILLING.
3. STAKE BAGS TO BASE OF GULLY AS INDICATED. BAGS MAY BE TURNED 90° FROM THAT INDICATED IN VERY NARROW GULLIES.
4. INSTALL SEEDLINGS AT COIR BAGS ACCORDING TO THE GENERAL NOTES FOR LANDSCAPE PLANTING. PLANT A MINIMUM OF TWO SEEDLINGS AT EACH COIR BAG INSTALLATION AND MORE AS NEEDED TO FIT THE PLANTING SITE. SLANT SEEDLINGS DOWNHILL AS INDICATED. SEEDLING PROTECTION TUBES AND MULCH ARE NOT REQUIRED AT COIR BAGS.



**ALTERNATE BAG PLACEMENT PLAN
IN VERY NARROW GULLIES**



STAKING PLAN AT BAG



TYPICAL ELEVATION

COIR BAG GULLY PACKING.DWG PLOT SCALE 1 = 32

ABANDONED MINE LAND PROGRAM MINING AND MINERALS DIVISION ENERGY, MINERALS AND NATURAL RESOURCES DEPARTMENT	
SCALE: 3/8" = 1'-0"	DRAWN BY: JAK
DATE: NOV. 2, 2012	REVISED:
COIR BAG GULLY PACKING & PLANTING AT SLOPE BLOCKS	
SUGARITE GOB RECLAMATION PROJECT - PH. VIII	
DRAWING NUMBER: FIGURE 5	